



041

MR DONALD MAXWELL COOKE
 PO BOX 1452
 OXFENFORD QLD 4210

Statement 86 (Page 1 of 2)

Account Number 06 7167 16112677

Statement Period 13 Jun 2020 - 12 Jul 2020

Closing Balance \$33,451.41 CR

Enquiries 13 1998
 (24 hours a day, 7 days a week)

Direct Investment Account

If this account has an attached overdraft limit or facility and we send you a statement every 4 or 6 months, we will update your statement preference to every 3 months as part of changes made to the new Banking Code of Practice from 1 July 2019.

Your CommSec Commonwealth Direct Investment Account specifically designed for CommSec share traders can grow your savings while you plan your next investment. Earn a competitive rate of interest on balances over \$10,000. You can enjoy instant access to your money through ATMs, NetBank, EFTPOS, telephone banking and bank branches.

Name: DONEL PTY LTD - COOKE FAMILY SUPER FUND
 A - C -

Note: Have you checked your statement today? It's easy to find out more information about each of your transactions by logging on to the CommBank App or NetBank. Should you have any questions on fees or see an error please contact us on the details above. Cheque proceeds are available when cleared.

The date of transactions shown here may be different on your other transaction lists (for example, the transaction list that appears on the CommBank app).


Date	Transaction	Debit	Credit	Balance
13 Jun 2020	OPENING BALANCE			\$31,612.10 CR
18 Jun	Direct Credit 301500 L & V POOLS RENT W/E 19 JUN 20		775.00	\$32,387.10 CR
24 Jun	Direct Credit 301500 L & V POOLS MGMT FEE 2020		25,000.00	\$57,387.10 CR
25 Jun	Direct Credit 301500 L & V POOLS RENT W/E 26 JUNE 2		775.00	\$58,162.10 CR
25 Jun	Transfer to CBA A/c CommBank app Reverse contributi	25,000.00		\$33,162.10 CR
01 Jul	CREDIT INTEREST EARNED on this account to June 30, 2020 is \$111.10			
02 Jul	Direct Credit 301500 L & V POOLS RENT W/E 3 JULY 20		775.00	\$33,937.10 CR
03 Jul	Direct Credit 002473 NAB INTERIM DIV DV211/00922386		293.70	\$34,230.80 CR
08 Jul	DAVID JONES AMEX NetBank BPAY 88013 377739748891007	1,554.39		\$32,676.41 CR

*# 16697.44479.1.1 ZZZ256R3 0303 SL.R3.S931.D195.O.V06.00.30

8.2

Account Number

06 7167 16112677



Date	Transaction	Debit	Credit	Balance
09 Jul	Direct Credit 301500 L & V POOLS RENT W/E 10 JUL 20		775.00	\$33,451.41 CR
12 Jul	2020 CLOSING BALANCE			\$33,451.41 CR
	Opening balance	-	Total debits	+ Total credits = Closing balance
	\$31,612.10 CR		\$26,554.39	\$28,393.70
				\$33,451.41 CR

Your Credit Interest Rate Summary

Date	Balance	Standard Credit Interest Rate (p.a.)
12 Jul	Less than \$10,000.00	0.00%
	\$10,000.00 - \$19,999.99	0.00%
	\$20,000.00 - \$49,999.99	0.00%
	\$50,000.00 - \$99,999.99	0.00%
	\$100,000.00 - \$249,999.99	0.00%
	\$250,000.00 - \$499,999.99	0.05%
	\$500,000.00 and over	0.30%

Note. Interest rates are effective as at the date shown but are subject to change.



041

MR DONALD MAXWELL COOKE
 PO BOX 1452
 OXFENFORD QLD 4210

Statement 87 (Page 1 of 2)

Account Number 06 7167 16112677

Statement Period 13 Jul 2020 - 12 Aug 2020

Closing Balance \$33,585.32 CR

Enquiries 13 1998
 (24 hours a day, 7 days a week)

Direct Investment Account

If this account has an attached overdraft limit or facility and we send you a statement every 4 or 6 months, we will update your statement preference to every 3 months as part of changes made to the new Banking Code of Practice from 1 July 2019.

Your CommSec Commonwealth Direct Investment Account specifically designed for CommSec share traders can grow your savings while you plan your next investment. Earn a competitive rate of interest on balances over \$10,000. You can enjoy instant access to your money through ATMs, NetBank, EFTPOS, telephone banking and bank branches.

Name: DONEL PTY LTD - COOKE FAMILY SUPER FUND
 A - C -


Note: Have you checked your statement today? It's easy to find out more information about each of your transactions by logging on to the CommBank App or NetBank. Should you have any questions on fees or see an error please contact us on the details above. Cheque proceeds are available when cleared.

The date of transactions shown here may be different on your other transaction lists (for example, the transaction list that appears on the CommBank app).

Date	Transaction	Debit	Credit	Balance
13 Jul	2020 OPENING BALANCE			\$33,451.41 CR
16 Jul	Direct Credit 301500 L & V POOLS DIRECTOR LOAN		30,000.00	\$63,451.41 CR
16 Jul	Direct Credit 301500 L & V POOLS RENT W/E 17 JULY 2		775.00	\$64,226.41 CR
16 Jul	Transfer to CBA A/c CommBank app Reverse payment	30,000.00		\$34,226.41 CR
23 Jul	Direct Credit 301500 L & V POOLS RENT W/E 24 JUL 20		775.00	\$35,001.41 CR
30 Jul	Direct Credit 301500 L & V POOLS RENT W/E 31 JULY 2		775.00	\$35,776.41 CR
02 Aug	TAX OFFICE PAYMENTS NetBank BPAY 75556 450781030466260 Quarterly PAYG	1,109.00		\$34,667.41 CR
06 Aug	Direct Credit 301500 L & V POOLS RENT W/E 7 AUG 202		775.00	\$35,442.41 CR

5432.16747.1.1 ZZ258R3 0303 SL.R3.5931.D225.O V06.00.30

8.4



Date	Transaction	Debit	Credit	Balance
07 Aug	DAVID JONES AMEX NetBank BPAY 88013 377739748891007	1,857.09		\$33,585.32 CR
12 Aug	2020 CLOSING BALANCE			\$33,585.32 CR
	Opening balance			
	- Total debits	\$32,966.09		
	+ Total credits		\$33,100.00	
	= Closing balance			\$33,585.32 CR

Your Credit Interest Rate Summary

Date	Balance	Standard Credit Interest Rate (p.a.)
12 Aug	Less than \$10,000.00	0.00%
	\$10,000.00 - \$19,999.99	0.00%
	\$20,000.00 - \$49,999.99	0.00%
	\$50,000.00 - \$99,999.99	0.00%
	\$100,000.00 - \$249,999.99	0.00%
	\$250,000.00 - \$499,999.99	0.05%
	\$500,000.00 and over	0.30%

Note. Interest rates are effective as at the date shown but are subject to change.

5432.18747.1.1 ZZ2E8R3 0803 SL F3.5931.D225.OV06.00.30

8.5

Your Statement

Statement 88 (Page 1 of 2)

Account Number 06 7167 16112677

Statement Period 13 Aug 2020 - 12 Sep 2020

Closing Balance \$34,647.64 CR

Enquiries 13 1998
 (24 hours a day, 7 days a week)



041

MR DONALD MAXWELL COOKE
 PO BOX 1452
 OXFENFORD QLD 4210

Direct Investment Account

If this account has an attached overdraft limit or facility and we send you a statement every 4 or 6 months, we will update your statement preference to every 3 months as part of changes made to the new Banking Code of Practice from 1 July 2019.

Your CommSec Commonwealth Direct Investment Account specifically designed for CommSec share traders can grow your savings while you plan your next investment. Earn a competitive rate of interest on balances over \$10,000. You can enjoy instant access to your money through ATMs, NetBank, EFTPOS, telephone banking and bank branches.

Name: DONEL PTY LTD - COOKE FAMILY SUPER FUND
 A - C -


Note: Have you checked your statement today? It's easy to find out more information about each of your transactions by logging on to the CommBank App or NetBank. Should you have any questions on fees or see an error please contact us on the details above. Cheque proceeds are available when cleared.

The date of transactions shown here may be different on your other transaction lists (for example, the transaction list that appears on the CommBank app).

Date	Transaction	Debit	Credit	Balance
13 Aug 2020	OPENING BALANCE			\$33,585.32 CR
13 Aug	Direct Credit 301500 L & V POOLS RENT W/E 14 AUG202		775.00	\$34,360.32 CR
20 Aug	Direct Credit 301500 L & V POOLS RENT W/E 21/8/20		775.00	\$35,135.32 CR
27 Aug	Direct Credit 301500 L & V POOLS RENT W/E 28/8/20		775.00	\$35,910.32 CR
01 Sep	Transfer to other Bank CommBank app Inv 49 Cookesuper	1,320.00		\$34,590.32 CR
03 Sep	Direct Credit 301500 L & V POOLS RENT W/E 4 SEP 202		775.00	\$35,365.32 CR
07 Sep	DAVID JONES AMEX NetBank BPAY 88013 377739748891007	1,492.68		\$33,872.64 CR
10 Sep	Direct Credit 301500 L & V POOLS RENT W/E 11 SEPT		775.00	\$34,647.64 CR
12 Sep 2020	CLOSING BALANCE			\$34,647.64 CR

Opening balance	-	Total debits	+	Total credits	=	Closing balance
\$33,585.32 CR		\$2,812.68		\$3,875.00		\$34,647.64 CR

*# 1355.4910.1.1 ZZ258R3 0303 SL R3 .S832.D258.O V06.00.30



Date	Transaction	Debit	Credit	Balance
08 Oct	DAVID JONES AMEX NetBank BPAY 88013 377739748891007	2,871.84		\$35,039.92 CR
08 Oct	Direct Credit 301500 L & V POOLS 2/10-9/10 RENT		775.00	\$35,814.92 CR
12 Oct	2020 CLOSING BALANCE			\$35,814.92 CR

Opening balance	-	Total debits	+	Total credits	=	Closing balance
\$34,647.64 CR		\$32,871.84		\$34,039.12		\$35,814.92 CR

Your Credit Interest Rate Summary

Date	Balance	Standard Credit Interest Rate (p.a.)
12 Oct	Less than \$10,000.00	0.00%
	\$10,000.00 - \$19,999.99	0.00%
	\$20,000.00 - \$49,999.99	0.00%
	\$50,000.00 - \$99,999.99	0.00%
	\$100,000.00 - \$249,999.99	0.00%
	\$250,000.00 - \$499,999.99	0.05%
	\$500,000.00 and over	0.30%

Note. Interest rates are effective as at the date shown but are subject to change.



041

MR DONALD MAXWELL COOKE
 PO BOX 1452
 OXFENFORD QLD 4210

Statement 90 (Page 1 of 2)

Account Number 06 7167 16112677

Statement Period 13 Oct 2020 - 12 Nov 2020

Closing Balance \$35,232.58 CR

Enquiries 13 1998
 (24 hours a day, 7 days a week)

Direct Investment Account

If this account has an attached overdraft limit or facility and we send you a statement every 4 or 6 months, we will update your statement preference to every 3 months as part of changes made to the new Banking Code of Practice from 1 July 2019.

Your CommSec Commonwealth Direct Investment Account specifically designed for CommSec share traders can grow your savings while you plan your next investment. Earn a competitive rate of interest on balances over \$10,000. You can enjoy instant access to your money through ATMs, NetBank, EFTPOS, telephone banking and bank branches.

Name: DONEL PTY LTD - COOKE FAMILY SUPER FUND
 A - C -

Note: Have you checked your statement today? It's easy to find out more information about each of your transactions by logging on to the CommBank App or NetBank. Should you have any questions on fees or see an error please contact us on the details above. Cheque proceeds are available when cleared.

The date of transactions shown here may be different on your other transaction lists (for example, the transaction list that appears on the CommBank app).

Date	Transaction	Debit	Credit	Balance
13 Oct	2020 OPENING BALANCE			\$35,814.92 CR
15 Oct	Direct Credit 301500 L & V POOLS RENT W/E 16 OCT 20		775.00	\$36,589.92 CR
20 Oct	TAX OFFICE PAYMENTS CommBank app BPAY 7 450781030466260 QuarterlyPAYG	773.00		\$35,816.92 CR
22 Oct	Direct Credit 301500 L & V POOLS RENT W/E 23 OCT 20		775.00	\$36,591.92 CR
29 Oct	Direct Credit 301500 L & V POOLS RENT W/E 30 OCT 20		775.00	\$37,366.92 CR
05 Nov	Direct Credit 301500 L & V POOLS RENT W/E 6 NOOV		775.00	\$38,141.92 CR
07 Nov	DAVID JONES AMEX NetBank BPAY 88013 377739748891007	3,684.34		\$34,457.58 CR
12 Nov	Direct Credit 301500 L & V POOLS RENT W/E 13 NOV 20		775.00	\$35,232.58 CR
12 Nov	2020 CLOSING BALANCE			\$35,232.58 CR

Opening balance	-	Total debits	+	Total credits	=	Closing balance
\$35,814.92 CR		\$4,457.34		\$3,875.00		\$35,232.58 CR



*# 7480.22217.1.1 ZZ268R3 0303 SLR3 S931.D317.O.V08.00.30



041

MR DONALD MAXWELL COOKE
 PO BOX 1452
 OXFENFORD QLD 4210

Statement 91 (Page 1 of 2)

Account Number 06 7167 16112677

Statement Period 13 Nov 2020 - 12 Dec 2020

Closing Balance \$35,593.83 CR

Enquiries 13 1998
 (24 hours a day, 7 days a week)

Direct Investment Account

If this account has an attached overdraft limit or facility and we send you a statement every 4 or 6 months, we will update your statement preference to every 3 months as part of changes made to the new Banking Code of Practice from 1 July 2019.

Your CommSec Commonwealth Direct Investment Account specifically designed for CommSec share traders can grow your savings while you plan your next investment. Earn a competitive rate of interest on balances over \$10,000. You can enjoy instant access to your money through ATMs, NetBank, EFTPOS, telephone banking and bank branches.

Name: DONEL PTY LTD - COOKE FAMILY SUPER FUND
 A - C -

Note: Have you checked your statement today? It's easy to find out more information about each of your transactions by logging on to the CommBank App or NetBank. Should you have any questions on fees or see an error please contact us on the details above. Cheque proceeds are available when cleared.

The date of transactions shown here may be different on your other transaction lists (for example, the transaction list that appears on the CommBank app).

Date	Transaction	Debit	Credit	Balance
13 Nov 2020	OPENING BALANCE			\$35,232.58 CR
19 Nov	Direct Credit 301500 L & V POOLS RENT W/E 20 NOV 20		775.00	\$36,007.58 CR
26 Nov	Direct Credit 301500 L & V POOLS RENT W/E 27 NOV 20		775.00	\$36,782.58 CR
03 Dec	Direct Credit 301500 L & V POOLS RENT W/E 4 DEC 202		775.00	\$37,557.58 CR
08 Dec	DAVID JONES AMEX NetBank BPAY 88013 377739748891007	3,114.35		\$34,443.23 CR
10 Dec	Direct Credit 002473 NAB FINAL DIV DV212/00422403		375.60	\$34,818.83 CR
10 Dec	Direct Credit 301500 L & V POOLS RENT W/E 11 DEC 20		775.00	\$35,593.83 CR
12 Dec 2020	CLOSING BALANCE			\$35,593.83 CR

Opening balance	-	Total debits	+	Total credits	=	Closing balance
\$35,232.58 CR		\$3,114.35		\$3,475.60		\$35,593.83 CR



3429.13424.1.1 ZZ258R3 0303 SL R3 S832 D849 O V08.00.31



041

MR DONALD MAXWELL COOKE
 PO BOX 1452
 OXFENFORD QLD 4210

Statement 92 (Page 1 of 2)

Account Number 06 7167 16112677

Statement Period 13 Dec 2020 - 12 Jan 2021

Closing Balance \$30,692.93 CR

Enquiries 13 1998
 (24 hours a day, 7 days a week)

Direct Investment Account

If this account has an attached overdraft limit or facility and we send you a statement every 4 or 6 months, we will update your statement preference to every 3 months as part of changes made to the new Banking Code of Practice from 1 July 2019.

Your CommSec Commonwealth Direct Investment Account specifically designed for CommSec share traders can grow your savings while you plan your next investment. Earn a competitive rate of interest on balances over \$10,000. You can enjoy instant access to your money through ATMs, NetBank, EFTPOS, telephone banking and bank branches.

Name: DONEL PTY LTD - COOKE FAMILY SUPER FUND
 A - C -

Note: Have you checked your statement today? It's easy to find out more information about each of your transactions by logging on to the CommBank App or NetBank. Should you have any questions on fees or see an error please contact us on the details above. Cheque proceeds are available when cleared.

The date of transactions shown here may be different on your other transaction lists (for example, the transaction list that appears on the CommBank app).

Date	Transaction	Debit	Credit	Balance
13 Dec 2020	OPENING BALANCE			\$35,593.83 CR
16 Dec	Direct Credit 397204 ANZ DIVIDEND A070/00499826		567.70	\$36,161.53 CR
17 Dec	Direct Credit 301500 L & V POOLS RENT W/E 18 DEC 20		775.00	\$36,936.53 CR
22 Dec	Direct Credit 301500 L & V POOLS RENT 18 DEC-15JAN		3,100.00	\$40,036.53 CR
28 Dec	Transfer to xx3073 CommBank app Cooke Superfund	5,000.00		\$35,036.53 CR
08 Jan	DAVID JONES AMEX CommBank app BPAY 8 377739748891007	4,343.60		\$30,692.93 CR
12 Jan 2021	CLOSING BALANCE			\$30,692.93 CR

Opening balance	-	Total debits	+	Total credits	=	Closing balance
\$35,593.83 CR		\$9,343.60		\$4,442.70		\$30,692.93 CR

4432.14880.1.1 ZZ259R3 0303 SLR3.S931.D012.OV06.00.31



041

MR DONALD MAXWELL COOKE
 PO BOX 1452
 OXFENFORD QLD 4210

Statement 93 (Page 1 of 2)

Account Number 06 7167 16112677

Statement Period 13 Jan 2021 - 12 Feb 2021

Closing Balance \$30,297.48 CR

Enquiries 13 1998
 (24 hours a day, 7 days a week)

Direct Investment Account

If this account has an attached overdraft limit or facility and we send you a statement every 4 or 6 months, we will update your statement preference to every 3 months as part of changes made to the new Banking Code of Practice from 1 July 2019.

Your CommSec Commonwealth Direct Investment Account specifically designed for CommSec share traders can grow your savings while you plan your next investment. Earn a competitive rate of interest on balances over \$10,000. You can enjoy instant access to your money through ATMs, NetBank, EFTPOS, telephone banking and bank branches.

Name: DONEL PTY LTD - COOKE FAMILY SUPER FUND
 A - C -

Note: Have you checked your statement today? It's easy to find out more information about each of your transactions by logging on to the CommBank App or NetBank. Should you have any questions on fees or see an error please contact us on the details above. Cheque proceeds are available when cleared.

The date of transactions shown here may be different on your other transaction lists (for example, the transaction list that appears on the CommBank app).

Date	Transaction	Debit	Credit	Balance
13 Jan 2021	OPENING BALANCE			\$30,692.93 CR
21 Jan	Direct Credit 301500 L & V POOLS RENT W/E 22 JAN 21		775.00	\$31,467.93 CR
28 Jan	Direct Credit 301500 L & V POOLS RENT W/E 29 JAN 20		775.00	\$32,242.93 CR
04 Feb	Direct Credit 301500 L & V POOLS RENT W/E 5 FEB 21		775.00	\$33,017.93 CR
07 Feb	DAVID JONES AMEX NetBank BPAY 88013 377739748891007	3,495.45		\$29,522.48 CR
11 Feb	Direct Credit 301500 L & V POOLS RENT W/E 12 FEB 21		775.00	\$30,297.48 CR
12 Feb 2021	CLOSING BALANCE			\$30,297.48 CR

Opening balance	-	Total debits	+	Total credits	=	Closing balance
\$30,692.93 CR		\$3,495.45		\$3,100.00		\$30,297.48 CR

*# 5721.19678.1.1.ZZ256R3 0303SLR3.S931.D043.O.V06.00.31



812

Your Statement

Statement 94 (Page 1 of 2)

Account Number 06 7167 16112677

Statement Period 13 Feb 2021 - 12 Mar 2021

Closing Balance \$30,787.82 CR

Enquiries 13 1998
 (24 hours a day, 7 days a week)



041

MR DONALD MAXWELL COOKE
 PO BOX 1452
 OXFENFORD QLD 4210

Direct Investment Account

If this account has an attached overdraft limit or facility and we send you a statement every 4 or 6 months, we will update your statement preference to every 3 months as part of changes made to the new Banking Code of Practice from 1 July 2019.

Your CommSec Commonwealth Direct Investment Account specifically designed for CommSec share traders can grow your savings while you plan your next investment. Earn a competitive rate of interest on balances over \$10,000. You can enjoy instant access to your money through ATMs, NetBank, EFTPOS, telephone banking and bank branches.

Name: DONEL PTY LTD - COOKE FAMILY SUPER FUND
 A - C -

Note: Have you checked your statement today? It's easy to find out more information about each of your transactions by logging on to the CommBank App or NetBank. Should you have any questions on fees or see an error please contact us on the details above. Cheque proceeds are available when cleared.

The date of transactions shown here may be different on your other transaction lists (for example, the transaction list that appears on the CommBank app).

Date	Transaction	Debit	Credit	Balance
13 Feb 2021	OPENING BALANCE			\$30,297.48 CR
18 Feb	Direct Credit 301500 L & V POOLS RENT W/E 199 FEB 2		775.00	\$31,072.48 CR
18 Feb	TAX OFFICE PAYMENTS CommBank app BPAY 7 450781030466260 QuarterlyPAYG	773.00		\$30,299.48 CR
25 Feb	Direct Credit 301500 L & V POOLS RENT W/E 26 FEB 21		775.00	\$31,074.48 CR
04 Mar	Direct Credit 301500 L & V POOLS RENT W/E 5 MAR 20		775.00	\$31,849.48 CR
10 Mar	DAVID JONES AMEX NetBank BPAY 88013 377739748891007	1,836.66		\$30,012.82 CR
11 Mar	Direct Credit 301500 L & V POOLS RENT W/E 12 MAR 21		775.00	\$30,787.82 CR
12 Mar 2021	CLOSING BALANCE			\$30,787.82 CR

Opening balance	-	Total debits	+	Total credits	=	Closing balance
\$30,297.48 CR		\$2,609.66		\$3,100.00		\$30,787.82 CR



5648.20541.1.1 Z258R3 0303SL R3 S931.D071.O V06.00.31



Your Statement

Statement 95 (Page 1 of 2)

Account Number 06 7167 16112677

Statement Period 13 Mar 2021 - 12 Apr 2021

Closing Balance \$29,465.21 CR

Enquiries 13 1998
 (24 hours a day, 7 days a week)



041

MR DONALD MAXWELL COOKE
 PO BOX 1452
 OXFENFORD QLD 4210

Direct Investment Account

If this account has an attached overdraft limit or facility and we send you a statement every 4 or 6 months, we will update your statement preference to every 3 months as part of changes made to the new Banking Code of Practice from 1 July 2019.

Your CommSec Commonwealth Direct Investment Account specifically designed for CommSec share traders can grow your savings while you plan your next investment. Earn a competitive rate of interest on balances over \$10,000. You can enjoy instant access to your money through ATMs, NetBank, EFTPOS, telephone banking and bank branches.

Name: DONEL PTY LTD - COOKE FAMILY SUPER FUND
 A - C -

Note: Have you checked your statement today? It's easy to find out more information about each of your transactions by logging on to the CommBank App or NetBank. Should you have any questions on fees or see an error please contact us on the details above. Cheque proceeds are available when cleared.

The date of transactions shown here may be different on your other transaction lists (for example, the transaction list that appears on the CommBank app).


Date	Transaction	Debit	Credit	Balance
13 Mar 2021	OPENING BALANCE			\$30,787.82 CR
14 Mar	Transfer To Tony Tierney Chef CommBank App Don_s Party	710.00		\$30,077.82 CR
18 Mar	Direct Credit 301500 L & V POOLS RENT W/E		775.00	\$30,852.82 CR
22 Mar	Transfer to other Bank NetBank	106.80		\$30,746.02 CR
22 Mar	Transfer to CBA A/c NetBank	35.00		\$30,711.02 CR
24 Mar	Direct Credit 012721 ATO ATO009000014410349		5,908.32	\$36,619.34 CR
25 Mar	Direct Credit 458106 OSH DIVIDEND OFA20/00810705		12.89	\$36,632.23 CR
25 Mar	Direct Credit 301500 L & V POOLS RENT W/E 26 MAR 21		775.00	\$37,407.23 CR
26 Mar	Direct Credit 325846 RECKON LIMITED MAR21/00800665		40.00	\$37,447.23 CR
26 Mar	Direct Credit 458106 COLES GROUP LTD INT21/01009802		106.92	\$37,554.15 CR
26 Mar	Direct Credit 088147 TLS ITM DIV 001257843770		78.72	\$37,630.87 CR

4400.14490.1.1 ZZ256R3 0303 SL R3 S932 D102 O V06.00.31

8.14

Account Number

06 7167 16112677



Date	Transaction	Debit	Credit	Balance
26 Mar	Transfer To Tony Tierney Chef CommBank App Tony Chef	1,500.00		\$36,130.87 CR
30 Mar	Transfer to xx7494 CommBank app Accountancy fees	3,850.00		\$32,280.87 CR
31 Mar	Direct Credit 362548 WESFARMERS LTD INT21/00933534		285.12	\$32,565.99 CR
01 Apr	Direct Credit 301500 L & V POOLS RENT W/E 2 APRI		775.00	\$33,340.99 CR
02 Apr	Transfer To P Contencin golf trip CommBank App Golf Trip	950.00		\$32,390.99 CR
07 Apr	DAVID JONES AMEX NetBank BPAY 88013 377739748891007	2,927.78		\$29,463.21 CR
08 Apr	Direct Credit 301500 L & V POOLS RENT W/E 09/04/21		775.00	\$30,238.21 CR
11 Apr	TAX OFFICE PAYMENTS CommBank app BPAY 7 450781030466260 QuarterlyPAYG	773.00		\$29,465.21 CR
12 Apr	2021 CLOSING BALANCE			\$29,465.21 CR

Opening balance	-	Total debits	+	Total credits	=	Closing balance
\$30,787.82 CR		\$10,852.58		\$9,529.97		\$29,465.21 CR

Your Credit Interest Rate Summary

Date	Balance	Standard Credit Interest Rate (p.a.)
12 Apr	Less than \$10,000.00	0.00%
	\$10,000.00 - \$19,999.99	0.00%
	\$20,000.00 - \$49,999.99	0.00%
	\$50,000.00 - \$99,999.99	0.00%
	\$100,000.00 - \$249,999.99	0.00%
	\$250,000.00 - \$499,999.99	0.00%
	\$500,000.00 and over	0.10%

Note. Interest rates are effective as at the date shown but are subject to change.

4460.14490.1.1 ZZ266R3 03 03 SL.R3.9932.DT02.O V06.00.31



8.15

Your Statement

Statement 96 (Page 1 of 2)

Account Number 06 7167 16112677

Statement Period 13 Apr 2021 - 12 May 2021

Closing Balance \$27,985.00 CR

Enquiries 13 1998
 (24 hours a day, 7 days a week)



041

MR DONALD MAXWELL COOKE
 PO BOX 1452
 OXFENFORD QLD 4210

Direct Investment Account

If this account has an attached overdraft limit or facility and we send you a statement every 4 or 6 months, we will update your statement preference to every 3 months as part of changes made to the new Banking Code of Practice from 1 July 2019.

Your CommSec Commonwealth Direct Investment Account specifically designed for CommSec share traders can grow your savings while you plan your next investment. Earn a competitive rate of interest on balances over \$10,000. You can enjoy instant access to your money through ATMs, NetBank, EFTPOS, telephone banking and bank branches.

Name: DONEL PTY LTD - COOKE FAMILY SUPER FUND
 A - C -

Note: Have you checked your statement today? It's easy to find out more information about each of your transactions by logging on to the CommBank App or NetBank. Should you have any questions on fees or see an error please contact us on the details above. Cheque proceeds are available when cleared.

The date of transactions shown here may be different on your other transaction lists (for example, the transaction list that appears on the CommBank app).

Date	Transaction	Debit	Credit	Balance
13 Apr 2021	OPENING BALANCE			\$29,465.21 CR
15 Apr	Direct Credit 301500 L & V POOLS RENT W/E 16 APR		775.00	\$30,240.21 CR
20 Apr	Transfer To All Hours Trust Pty Ltd CommBank App Tile & grout clean	100.00		\$30,140.21 CR
22 Apr	Direct Credit 301500 L & V POOLS RENT W/E 23 APR 21		775.00	\$30,915.21 CR
29 Apr	Direct Credit 301500 L & V POOLS RENT W/E 30 APR 21		775.00	\$31,690.21 CR
06 May	Direct Credit 301500 L & V POOLS RENT W/E 7 MAY 202		775.00	\$32,465.21 CR
08 May	DAVID JONES AMEX NetBank BPAY 88013 377739748891007	3,840.91		\$28,624.30 CR
10 May	Transfer To All Hours Trust Pty Ltd CommBank App Tile & grout clean	639.30		\$27,985.00 CR
12 May 2021	CLOSING BALANCE			\$27,985.00 CR

Opening balance	-	Total debits	+	Total credits	=	Closing balance
\$29,465.21 CR		\$4,580.21		\$3,100.00		\$27,985.00 CR

*# 5045.16383.1.1 ZZ258R3 0303 SL R3.9931.D132.O V06.00.32



8.16

Your Statement

Statement 97 (Page 1 of 2)

Account Number 06 7167 16112677

Statement Period 13 May 2021 - 12 Jun 2021

Closing Balance \$28,222.66 CR

Enquiries 13 1998
 (24 hours a day, 7 days a week)



041

MR DONALD MAXWELL COOKE
 PO BOX 1452
 OXFENFORD QLD 4210

Direct Investment Account

If this account has an attached overdraft limit or facility and we send you a statement every 4 or 6 months, we will update your statement preference to every 3 months as part of changes made to the new Banking Code of Practice from 1 July 2019.

Your CommSec Commonwealth Direct Investment Account specifically designed for CommSec share traders can grow your savings while you plan your next investment. Earn a competitive rate of interest on balances over \$10,000. You can enjoy instant access to your money through ATMs, NetBank, EFTPOS, telephone banking and bank branches.

Name: DONEL PTY LTD - COOKE FAMILY SUPER FUND
 A - C -

Note: Have you checked your statement today? It's easy to find out more information about each of your transactions by logging on to the CommBank App or NetBank. Should you have any questions on fees or see an error please contact us on the details above. Cheque proceeds are available when cleared.

The date of transactions shown here may be different on your other transaction lists (for example, the transaction list that appears on the CommBank app).

Date	Transaction	Debit	Credit	Balance
13 May 2021	OPENING BALANCE			\$27,985.00 CR
13 May	Direct Credit 301500 L & V POOLS RENT W/E 14 MAY 21		775.00	\$28,760.00 CR
20 May	Direct Credit 301500 L & V POOLS RENT W/E 21 MAY 21		775.00	\$29,535.00 CR
27 May	Direct Credit 301500 L & V POOLS RENT W/E 28 MAY 20		775.00	\$30,310.00 CR
03 Jun	Direct Credit 301500 L & V POOLS RENT W/E 4 JUN 21		775.00	\$31,085.00 CR
07 Jun	DAVID JONES AMEX NetBank BPAY 88013 377739748891007	3,637.34		\$27,447.66 CR
10 Jun	Direct Credit 301500 L & V POOLS RENT W/E 11 JUN 21		775.00	\$28,222.66 CR
12 Jun 2021	CLOSING BALANCE			\$28,222.66 CR

Opening balance	-	Total debits	+	Total credits	=	Closing balance
\$27,985.00 CR		\$3,637.34		\$3,875.00		\$28,222.66 CR



*# 3355.13999.1.1 ZZ258R3 0303 \$L.R3.S932.D165.O V06.00.33



8/17

Your Statement

Statement 98 (Page 1 of 2)

Account Number 06 7167 16112677

Statement Period 13 Jun 2021 - 12 Jul 2021

Closing Balance \$31,407.32 CR

Enquiries 13 1998
 (24 hours a day, 7 days a week)



041

MR DONALD MAXWELL COOKE
 PO BOX 1452
 OXFENFORD QLD 4210

Direct Investment Account

If this account has an attached overdraft limit or facility and we send you a statement every 4 or 6 months, we will update your statement preference to every 3 months as part of changes made to the new Banking Code of Practice from 1 July 2019.

Your CommSec Commonwealth Direct Investment Account specifically designed for CommSec share traders can grow your savings while you plan your next investment. Earn a competitive rate of interest on balances over \$10,000. You can enjoy instant access to your money through ATMs, NetBank, EFTPOS, telephone banking and bank branches.

Name: DONEL PTY LTD - COOKE FAMILY SUPER FUND
 A - C -

Note: Have you checked your statement today? It's easy to find out more information about each of your transactions by logging on to the CommBank App or NetBank. Should you have any questions on fees or see an error please contact us on the details above. Cheque proceeds are available when cleared.

The date of transactions shown here may be different on your other transaction lists (for example, the transaction list that appears on the CommBank app).

Date	Transaction	Debit	Credit	Balance
13 Jun 2021	OPENING BALANCE			\$28,222.66 CR
17 Jun	Direct Credit 301500 L & V POOLS RENT W/E 18 JUNE 2		775.00	\$28,997.66 CR
24 Jun	Direct Credit 301500 L & V POOLS RENT W/E 25 JUN		775.00	\$29,772.66 CR
04 Jul	Direct Credit 397204 ANZ DIVIDEND A071/00498157		1,135.40	\$30,908.06 CR
01 Jul	Direct Credit 301500 L & V POOLS RENT W/E 2 JUL 21		775.00	\$31,683.06 CR
02 Jul	Direct Credit 531543 NAB INTERIM.DIV DV221/00922098		751.20	\$32,434.26 CR
08 Jul	DAVID JONES AMEX NetBank BPAY 88013 377739748891007	1,801.94		\$30,632.32 CR
08 Jul	Direct Credit 301500 L & V POOLS W/E 9 JUL 21		775.00	\$31,407.32 CR
12 Jul 2021	CLOSING BALANCE			\$31,407.32 CR

Opening balance	-	Total debits	+	Total credits	=	Closing balance
\$28,222.66 CR		\$1,801.94		\$4,986.60		\$31,407.32 CR

*# 1642.5212.1.1 ZZ258F83 0303 SLR3 \$8692.D199.O V06.00.33

9-1



La Trobe Financial Asset Management Limited ABN 27 007 332 363 AFSL 222213
La Trobe Australian Credit Fund ARSN 088 178 321

Investor Account 238034

Page 1 of 2
Statement Print Date 7 August 2020
Statement Period 1 July 2020 - 31 July 2020
TFN - Held
BPAY® Reference No. 2380343

The Cooke Family Superannuation Fund
49 Graywillow Boulevard
OXENFORD QLD 4210

230/3

265/1

724/1

**La Trobe Australian Credit Fund
Investment Account Summary - July 2020**

Investor: Donel Pty Ltd ATF The Cooke Family Superannuation Fund

Opening Balance 1 July 2020	\$	162,272.46
New Investments	\$	66.50
Redemptions	\$	0.00
Reinvested Interest	\$	624.91
Fees	\$	0.00
Closing Balance 31 July 2020	\$	162,963.87

Investment Account Breakdown	Holdings (\$)	Avg Current Rate p.a. as at 31 Jul 2020	Interest Paid (\$)
Classic Notice Account	0.00	1.30%	0.00
90 Day Notice Account	0.00	2.50%	0.00
12 Month Term Account	162,963.87	4.50%	624.91
Select Peer-to-Peer (P2P) Accounts	0.00	-	0.00
4 Year Term Account	0.00	5.65%	0.00
	162,963.87		
Interest Paid this period (net)			624.91

Interest has been reinvested into your 12 Month Term Account

Interest Paid this Financial Year to Date

Classic Notice Account	90 Day Notice Account	12 Month Term Account	Select Peer-to-Peer (P2P) Accounts	4 Year Term Account	Income Earned YTD
\$0.00	\$0.00	\$624.91	\$0.00	\$0.00	\$624.91

Investing with La Trobe Financial

Investing is made easier with **La Trobe Direct** - Australia's leading online investment portal. You can view, transact and update your account details by registering for La Trobe Direct at <https://www.latrobedirect.com> (desktop) or via your mobile device at the **App Store** (Apple) or **Play Store** (Android).

To invest via **BPAY** see the final page of this document for Biller Codes & the top of this document for your reference number.

To invest via **electronic transfer** use **BSB 062 986** and the account number of your chosen investment:

- Classic Notice Account: 238 034 011
- 90 Day Notice Account: 238 034 110
- 12 Month Term Account: 238 034 045
- 4 Year Term Account: 238 034 102

Fund Update

Our interest rate settings are reviewed on a monthly basis and, effective 1 July 2020, we will be making the following adjustments to the Credit Fund investor rates:

- Classic Notice Account: reduced by 0.30% to 1.30% p.a. variable (previously 1.60% p.a.)*
- 90 Day Notice Account: reduced by 0.20% to 2.50% p.a. variable (previously 2.70% p.a.)*
- 12 Month Term Account: reduced by 0.20% to 4.50% p.a. variable (previously 4.70% p.a.)*
- 4 Year Term Account: reduced by 0.25% to 5.65% p.a. variable (previously 5.90% p.a.)*

POSTED

Please call our investment team on 1800 818 818 if you have any questions.

*Returns on our investments are variable and paid monthly. An investment in the Credit Fund is not a bank deposit, and investors risk losing some or all of their principal investment. Past performance is not a reliable indicator of future performance. The rates of return from the Credit Fund are not guaranteed and are determined by the future revenue of the Credit Fund and may be lower than expected. Withdrawal rights are subject to liquidity and may be delayed or suspended. Visit our website for further information.

9-2



La Trobe Financial Asset Management Limited ABN 27 007 332 363 AFSL 222213
La Trobe Australian Credit Fund ARSN 088 178 321

Investor Account 238034

Page 2 of 2

Statement Print Date 7 August 2020

Statement Period 1 July 2020 - 31 July 2020

TFN - Held

BPAY® Reference No. 2380343

The Cooke Family Superannuation Fund
49 Graywillow Boulevard
OXENFORD QLD 4210

Investment Transaction Summary

Date	Transaction Description	Debit (\$)	Credit (\$)	Balance (\$)
12 Month Term Account Opening Balance				162,272.46
03 Jul	Interest earned - JUN 20 - 4.70% p.a.	0.00	624.91	162,897.37
10 Jul	Rebated Referral Fee JUN 20 - -0.500%p.a. (excl GST)	0.00	66.50	162,963.87
Closing Balance				162,963.87

POSTED

9-3



La Trobe Financial Asset Management Limited ABN 27 007 332 363 AFSL 222213
La Trobe Australian Credit Fund AHSN 088 178 321

Investor Account 238034

Page 1 of 2
Statement Print Date 4 September 2020
Statement Period 1 August 2020 - 31 August 2020
TFN - Held
BPAY® Reference No. 2380343

The Cooke Family Superannuation Fund
49 Graywillow Boulevard
OXENFORD QLD 4210

**La Trobe Australian Credit Fund
Investment Account Summary - August 2020**

Investor: Donel Pty Ltd ATF The Cooke Family Superannuation Fund

Opening Balance 1 August 2020	\$	162,963.87
New Investments	\$	68.99
Redemptions	\$	0.00
Reinvested Interest	\$	620.91
Fees	\$	0.00
Closing Balance 31 August 2020	\$	163,653.77

Investment Account Breakdown	Holdings (\$)	Avg Current Rate p.a. as at 31 Aug 2020	Interest Paid (\$)
Classic Notice Account	0.00	1.30%	0.00
90 Day Notice Account	0.00	2.50%	0.00
12 Month Term Account	163,653.77	4.50%	620.91
Select Peer-to-Peer (P2P) Accounts	0.00	-	0.00
4 Year Term Account	0.00	5.65%	0.00
	163,653.77		
Interest Paid this period (net)			620.91

Interest has been reinvested into your 12 Month Term Account

Interest Paid this Financial Year to Date

Classic Notice Account	90 Day Notice Account	12 Month Term Account	Select Peer-to-Peer (P2P) Accounts	4 Year Term Account	Interest Paid YTD
\$0.00	\$0.00	\$1,245.82	\$0.00	\$0.00	\$1,245.82

Investing with La Trobe Financial

Investing is made easier with **La Trobe Direct** - Australia's leading online investment portal. You can view, transact and update your account details by registering for La Trobe Direct at <https://www.latrobedirect.com> (desktop) or via your mobile device at the **App Store** (Apple) or **Play Store** (Android).

To invest via **BPAY** see the final page of this document for Biller Codes & the top of this document for your reference number.

To invest via **electronic transfer** use **BSB 062 986** and the account number of your chosen investment:

- Classic Notice Account: 238 034 011
- 90 Day Notice Account: 238 034 110
- 12 Month Term Account: 238 034 045
- 4 Year Term Account: 238 034 102

Fund Update

Our interest rate settings are reviewed on a monthly basis and, effective 1 July 2020, we will be making the following adjustments to the Credit Fund investor rates:

- Classic Notice Account: reduced by 0.30% to 1.30% p.a. variable (previously 1.60% p.a.)*
- 90 Day Notice Account: reduced by 0.20% to 2.50% p.a. variable (previously 2.70% p.a.)*
- 12 Month Term Account: reduced by 0.20% to 4.50% p.a. variable (previously 4.70% p.a.)*
- 4 Year Term Account: reduced by 0.25% to 5.65% p.a. variable (previously 5.90% p.a.)*

Please call our investment team on 1800 818 818 if you have any questions.

*Returns on our investments are variable and paid monthly. An investment in the Credit Fund is not a bank deposit, and investors risk losing some or all of their principal investment. Past performance is not a reliable indicator of future performance. The rates of return from the Credit Fund are not guaranteed and are determined by the future revenues of the Credit Fund and may be lower than expected. Withdrawal rights are subject to liquidity and may be delayed or suspended. Visit our website for further information.

9-4



La Trobe Financial Asset Management Limited ABN 27 007 332 363 AFSL 222213
La Trobe Australian Credit Fund ARSN 088 178 321

Investor Account 238034

Page 2 of 2
Statement Print Date 4 September 2020
Statement Period 1 August 2020 - 31 August 2020
TFN - Held
BPAY® Reference No. 2380343

The Cooke Family Superannuation Fund
49 Graywillow Boulevard
OXENFORD QLD 4210

Investment Transaction Summary

Date	Transaction Description	Debit (\$)	Credit (\$)	Balance (\$)
12 Month Term Account Opening Balance				162,963.87
05 Aug	Interest earned - JUL 20 - 4.50% p.a.	0.00	620.91	163,584.78
10 Aug	Rebated Referral Fee JUL 20 - -0.500%p.a. (excl GST)	0.00	68.99	163,653.77
Closing Balance				163,653.77

POSTED

9-5



La Trobe Financial Asset Management Limited ABN 27 007 332 363 AFSL 222213
La Trobe Australian Credit Fund ARSN 088 178 321

Investor Account 238034

Page 1 of 2
Statement Print Date 6 October 2020
Statement Period 1 September 2020 - 30 September 2020
TFN - Held
BPAY® Reference No. 2380343

The Cooke Family Superannuation Fund
49 Graywillow Boulevard
OXENFORD QLD 4210

**La Trobe Australian Credit Fund
Investment Account Summary - September 2020**

Investor: Donel Pty Ltd ATF The Cooke Family Superannuation Fund

Opening Balance 1 September 2020	\$	163,653.77
New Investments	\$	69.27
Redemptions	\$	0.00
Reinvested Interest	\$	623.39
Fees	\$	0.00
Closing Balance 30 September 2020	\$	164,346.43

Investment Account Breakdown	Holdings (\$)	Avg Current Rate p.a. as at 30 Sep 2020	Interest Paid (\$)
Classic Notice Account	0.00	1.30%	0.00
90 Day Notice Account	0.00	2.50%	0.00
12 Month Term Account	164,346.43	4.50%	623.39
Select Peer-to-Peer (P2P) Accounts	0.00	-	0.00
4 Year Term Account	0.00	5.65%	0.00
	164,346.43		
Interest Paid this period (net)			623.39

Interest has been reinvested into your 12 Month Term Account

Interest Paid this Financial Year to Date

Classic Notice Account	90 Day Notice Account	12 Month Term Account	Select Peer-to-Peer (P2P) Accounts	4 Year Term Account	Interest Paid YTD
\$0.00	\$0.00	\$1,869.21	\$0.00	\$0.00	\$1,869.21

Investing with La Trobe Financial

Investing is made easier with **La Trobe Direct** - Australia's leading online investment portal. You can view, transact and update your account details by registering for La Trobe Direct at <https://www.latrobedirect.com> (desktop) or via your mobile device at the **App Store** (Apple) or **Play Store** (Android).

To invest via **BPAY** see the final page of this document for Biller Codes & the top of this document for your reference number.

To invest via **electronic transfer** use **BSB 062 986** and the account number of your chosen investment:

- Classic Notice Account: 238 034 011
- 90 Day Notice Account: 238 034 110
- 12 Month Term Account: 238 034 045
- 4 Year Term Account: 238 034 102

Fund Update

Our rates of return are reviewed monthly and effective 1 October 2020 we will be making an adjustment to the Classic Notice Account: reduced by 0.25% to 1.05% p.a. variable (previously 1.30% p.a.).*

Please call our investment team on 1800 818 818 if you have any questions.

**The rates of return are reviewed and determined monthly and may increase or decrease each month. The rate of return applicable for any given month is paid at the start of the following month. The rates of return are not guaranteed and are determined by the future revenue of the Credit Fund and may be lower than expected.*

An investment in the Credit Fund is not a bank deposit, and investors risk losing some or all of their principal investment. Past performance is not a reliable indicator of future performance. Withdrawal rights are subject to liquidity and may be delayed or suspended.

9-6



La Trobe Financial Asset Management Limited ABN 27 007 332 363 AFSL 222213
La Trobe Australian Credit Fund ARSN 088 178 321

Investor Account 238034

Page 2 of 2
Statement Print Date 6 October 2020
Statement Period 1 September 2020 - 30 September 2020
TFN - Held
BPAY® Reference No. 2380343

The Cooke Family Superannuation Fund
49 Graywillow Boulevard
OXENFORD QLD 4210

Investment Transaction Summary

Date	Transaction Description	Debit (\$)	Credit (\$)	Balance (\$)
	12 Month Term Account Opening Balance			163,653.77
03 Sep	Interest earned - AUG 20 - 4.50% p.a.	0.00	623.39	164,277.16
10 Sep	Rebated Referral Fee AUG 20 - -0.500%p.a. (excl GST)	0.00	69.27	164,346.43
	Closing Balance	0.00	692.66	164,346.43

POSTED

9-7



La Trobe Financial Asset Management Limited ABN 27 007 332 363 AFSL 222213
La Trobe Australian Credit Fund ARSN 088 178 321

Investor Account 238034

Page 1 of 2
Statement Print Date 5 November 2020
Statement Period **1 October 2020 - 31 October 2020**
TFN - Held
BPAY® Reference No. 2380343

The Cooke Family Superannuation Fund
49 Graywillow Boulevard
OXENFORD QLD 4210

**La Trobe Australian Credit Fund
Investment Account Summary - October 2020**

Investor: Donel Pty Ltd ATF The Cooke Family Superannuation Fund

Opening Balance 1 October 2020	\$	164,346.43
New Investments	\$	67.35
Redemptions	\$	0.00
Reinvested Interest	\$	605.96
Fees	\$	0.00
Closing Balance 31 October 2020	\$	165,019.74

Investment Account Breakdown	Holdings (\$)	Avg Current Rate p.a. as at 31 Oct 2020	Interest Paid (\$)
Classic Notice Account	0.00	1.05%	0.00
90 Day Notice Account	0.00	2.50%	0.00
12 Month Term Account	165,019.74	4.50%	605.96
Select Peer-to-Peer (P2P) Accounts	0.00	-	0.00
4 Year Term Account	0.00	5.65%	0.00
	165,019.74		
Interest Paid this period (net)			605.96

Interest has been reinvested into your 12 Month Term Account

Interest Paid this Financial Year to Date

Classic Notice Account	90 Day Notice Account	12 Month Term Account	Select Peer-to-Peer (P2P) Accounts	4 Year Term Account	Interest Paid YTD
\$0.00	\$0.00	\$2,475.17	\$0.00	\$0.00	\$2,475.17

Investing with La Trobe Financial

Investing is made easier with **La Trobe Direct** - Australia's leading online investment portal. You can view, transact and update your account details by registering for La Trobe Direct at <https://www.latrobedirect.com> (desktop) or via your mobile device at the **App Store** (Apple) or **Play Store** (Android).

To invest via **BPAY** see the final page of this document for Biller Codes & the top of this document for your reference number.

To invest via **electronic transfer** use **BSB 062 986** and the account number of your chosen investment:

- Classic Notice Account: 238 034 011
- 90 Day Notice Account: 238 034 110
- 12 Month Term Account: 238 034 045
- 4 Year Term Account: 238 034 102

Fund Update

Our rates of return are reviewed monthly and effective 1 October 2020 we will be making an adjustment to the Classic Notice Account: reduced by 0.25% to 1.05% p.a. variable (previously 1.30% p.a.).*

Please call our investment team on 1800 818 818 if you have any questions.

**The rates of return are reviewed and determined monthly and may increase or decrease each month. The rate of return applicable for any given month is paid at the start of the following month. The rates of return are not guaranteed and are determined by the future revenue of the Credit Fund and may be lower than expected.*

An investment in the Credit Fund is not a bank deposit, and investors risk losing some or all of their principal investment. Past performance is not a reliable indicator of future performance. Withdrawal rights are subject to liquidity and may be delayed or suspended.

9-8



La Trobe Financial Asset Management Limited ABN 27 007 332 363 AFSL 222213
La Trobe Australian Credit Fund ARSN 088 178 321

Investor Account 238034

Page 2 of 2
Statement Print Date 5 November 2020
Statement Period **1 October 2020 - 31 October 2020**
TFN - Held
BPAY® Reference No. 2380343

The Cooke Family Superannuation Fund
49 Graywillow Boulevard
OXENFORD QLD 4210

Investment Transaction Summary

Date	Transaction Description	Debit (\$)	Credit (\$)	Balance (\$)
12 Month Term Account Opening Balance				164,346.43
05 Oct	Interest earned - SEP 20 - 4.50% p.a.	0.00	605.96	164,952.39
09 Oct	Rebated Referral Fee SEP 20 - -0.500%p.a. (excl GST)	0.00	67.35	165,019.74
Closing Balance				165,019.74

POSTED

9-9



La Trobe Financial Asset Management Limited ABN 27 007 332 363 AFSL 222213
La Trobe Australian Credit Fund ARSN 088 178 321

Investor Account 238034

Page 1 of 2
Statement Print Date 3 December 2020
Statement Period 1 November 2020 - 30 November 2020
TFN - Held
BPAY® Reference No. 2380343

The Cooke Family Superannuation Fund
49 Graywillow Boulevard
OXENFORD QLD 4210

**La Trobe Australian Credit Fund
Investment Account Summary - November 2020**

Investor: Donel Pty Ltd ATF The Cooke Family Superannuation Fund

Opening Balance 1 November 2020	\$	165,019.74
New Investments	\$	69.85
Redemptions	\$	0.00
Reinvested Interest	\$	628.61
Fees	\$	0.00
Closing Balance 30 November 2020	\$	165,718.20

Investment Account Breakdown	Holdings (\$)	Avg Current Rate p.a. as at 30 Nov 2020	Interest Paid (\$)
Classic Notice Account	0.00	1.05%	0.00
90 Day Notice Account	0.00	2.50%	0.00
12 Month Term Account	165,718.20	4.50%	628.61
Select Peer-to-Peer (P2P) Accounts	0.00	-	0.00
4 Year Term Account	0.00	5.65%	0.00
	165,718.20		
Interest Paid this period (net)			628.61

Interest has been reinvested into your 12 Month Term Account

Interest Paid this Financial Year to Date

Classic Notice Account	90 Day Notice Account	12 Month Term Account	Select Peer-to-Peer (P2P) Accounts	4 Year Term Account	Interest Paid YTD
\$0.00	\$0.00	\$3,103.78	\$0.00	\$0.00	\$3,103.78

Investing with La Trobe Financial

Investing is made easier with **La Trobe Direct** - Australia's leading online investment portal. You can view, transact and update your account details by registering for La Trobe Direct at <https://www.latrobedirect.com> (desktop) or via your mobile device at the **App Store** (Apple) or **Play Store** (Android).

To invest via **BPAY** see the final page of this document for Biller Codes & the top of this document for your reference number.

To invest via **electronic transfer** use **BSB 062 986** and the account number of your chosen investment:

- Classic Notice Account: 238 034 011
- 90 Day Notice Account: 238 034 110
- 12 Month Term Account: 238 034 045
- 4 Year Term Account: 238 034 102

Fund Update

In November, the Reserve Bank reduced the Official Cash Rate by 0.15% p.a. to 0.10% p.a.. Accordingly, effective 1 December 2020 La Trobe Financial's new distribution rates will be as follows:

- Classic Notice: reduced by 0.20% to 0.85% p.a. variable (previously 1.05% p.a.).*
- 90 Day Notice: reduced by 0.25% to 2.25% p.a. variable (previously 2.50% p.a.).*
- 12 Month Term: reduced by 0.15% to 4.35% p.a. variable (previously 4.50% p.a.).*
- 4 Year Term: reduced by 0.15% to 5.50% p.a. variable (previously 5.65% p.a.).*

Please call our investment team on 1800 818 818 if you have any questions.

**The rates of return are reviewed and determined monthly and may increase or decrease each month. The rate of return applicable for any given month is paid at the start of the following month. The rates of return are not guaranteed and are determined by the future revenue of the Credit Fund and may be lower than expected.*

An investment in the Credit Fund is not a bank deposit, and investors risk losing some or all of their principal investment. Past performance is not a reliable indicator of future performance. Withdrawal rights are subject to liquidity and may be delayed or suspended.

9-10



La Trobe Financial Asset Management Limited ABN 27 007 332 363 AFSL 222213
La Trobe Australian Credit Fund ARSN 088 178 321

Investor Account 238034

Page 2 of 2
Statement Print Date 3 December 2020
Statement Period 1 November 2020 - 30 November 2020
TFN - Held
BPAY® Reference No. 2380343

The Cooke Family Superannuation Fund
49 Graywillow Boulevard
OXENFORD QLD 4210

Investment Transaction Summary

Date	Transaction Description	Debit (\$)	Credit (\$)	Balance (\$)
12 Month Term Account Opening Balance				165,019.74
05 Nov	Interest earned - OCT 20 - 4.50% p.a.	0.00	628.61	165,648.35
10 Nov	Rebated Referral Fee OCT 20 - -0.500%p.a. (excl GST)	0.00	69.85	165,718.20
Closing Balance				165,718.20

POSTED

9-11



La Trobe Financial Asset Management Limited ABN 27 007 332 363 AFSL 222213
La Trobe Australian Credit Fund ARSN 088 178 321

Investor Account 238034

Page 1 of 2
Statement Print Date 6 January 2021
Statement Period **1 December 2020 - 31 December 2020**
TFN - Held
BPAY® Reference No. 2380343

The Cooke Family Superannuation Fund
49 Graywillow Boulevard
OXENFORD QLD 4210

**La Trobe Australian Credit Fund
Investment Account Summary - December 2020**

Investor: Done! Pty Ltd ATF The Cooke Family Superannuation Fund

Opening Balance 1 December 2020	\$	165,718.20
New Investments	\$	67.90
Redemptions	\$	0.00
Reinvested Interest	\$	610.86
Fees	\$	0.00
Closing Balance 31 December 2020	\$	166,396.96

Investment Account Breakdown	Holdings (\$)	Avg Current Rate p.a. as at 31 Dec 2020	Interest Paid (\$)
Classic Notice Account	0.00	0.85%	0.00
90 Day Notice Account	0.00	2.25%	0.00
12 Month Term Account	166,396.96	4.35%	610.86
Select Peer-to-Peer (P2P) Accounts	0.00	-	0.00
4 Year Term Account	0.00	5.50%	0.00
	166,396.96		
Interest Paid this period (net)			610.86

Interest has been reinvested into your 12 Month Term Account

Interest Paid this Financial Year to Date

Classic Notice Account	90 Day Notice Account	12 Month Term Account	Select Peer-to-Peer (P2P) Accounts	4 Year Term Account	Interest Paid YTD
\$0.00	\$0.00	\$3,714.64	\$0.00	\$0.00	\$3,714.64

Investing with La Trobe Financial

Investing is made easier with **La Trobe Direct** - Australia's leading online investment portal. You can view, transact and update your account details by registering for La Trobe Direct at <https://www.latrobedirect.com> (desktop) or via your mobile device at the **App Store** (Apple) or **Play Store** (Android).

To invest via **BPAY** see the final page of this document for Biller Codes & the top of this document for your reference number.

To invest via **electronic transfer** use **BSB 062 986** and the account number of your chosen investment:

- Classic Notice Account: 238 034 011
- 90 Day Notice Account: 238 034 110
- 12 Month Term Account: 238 034 045
- 4 Year Term Account: 238 034 102

Fund Update

In November, the Reserve Bank reduced the Official Cash Rate by 0.15% p.a. to 0.10% p.a.. Accordingly, effective 1 December 2020 La Trobe Financial's new distribution rates will be as follows:

- Classic Notice: reduced by 0.20% to 0.85% p.a. variable (previously 1.05% p.a.).*
- 90 Day Notice: reduced by 0.25% to 2.25% p.a. variable (previously 2.50% p.a.).*
- 12 Month Term: reduced by 0.15% to 4.35% p.a. variable (previously 4.50% p.a.).*
- 4 Year Term: reduced by 0.15% to 5.50% p.a. variable (previously 5.65% p.a.).*

Please call our investment team on 1800 818 818 if you have any questions.

**The rates of return are reviewed and determined monthly and may increase or decrease each month. The rate of return applicable for any given month is paid at the start of the following month. The rates of return are not guaranteed and are determined by the future revenue of the Credit Fund and may be lower than expected.*

An investment in the Credit Fund is not a bank deposit, and investors risk losing some or all of their principal investment. Past performance is not a reliable indicator of future performance. Withdrawal rights are subject to liquidity and may be delayed or suspended.

9.12



La Trobe Financial Asset Management Limited ABN 27 007 332 363 AFSL 222213
La Trobe Australian Credit Fund ARSN 088 178 321

Investor Account 238034

Page 2 of 2
Statement Print Date 6 January 2021
Statement Period 1 December 2020 - 31 December 2020
TFN - Held
BPAY® Reference No. 2380343

The Cooke Family Superannuation Fund
49 Graywillow Boulevard
OXENFORD QLD 4210

Investment Transaction Summary

Date	Transaction Description	Debit (\$)	Credit (\$)	Balance (\$)
	12 Month Term Account Opening Balance			165,718.20
02 Dec	Interest earned - NOV 20 - 4.50% p.a.	0.00	610.86	166,329.06
10 Dec	Rebated Referral Fee NOV 20 - -0.500%p.a. (excl GST)	0.00	67.90	166,396.96
	Closing Balance	0.00	678.76	166,396.96

POSTED

9-13



La Trobe Financial Asset Management Limited ABN 27 007 332 363 AFSL 222213
La Trobe Australian Credit Fund ARSN 088 178 321

Investor Account 238034

Page 1 of 2
Statement Print Date 4 February 2021
Statement Period 1 January 2021 - 31 January 2021
TFN - Held
BPAY® Reference No. 2380343

The Cooke Family Superannuation Fund
49 Graywillow Boulevard
OXENFORD QLD 4210

**La Trobe Australian Credit Fund
Investment Account Summary - January 2021**

Investor: Donel Pty Ltd ATF The Cooke Family Superannuation Fund

Opening Balance 1 January 2021	\$	166,396.96
New Investments	\$	70.45
Redemptions	\$	0.00
Reinvested Interest	\$	612.94
Fees	\$	0.00
Closing Balance 31 January 2021	\$	167,080.35

Investment Account Breakdown	Holdings (\$)	Avg Current Rate p.a. as at 31 Jan 2021	Interest Paid (\$)
Classic Notice Account	0.00	0.85%	0.00
90 Day Notice Account	0.00	2.25%	0.00
12 Month Term Account	167,080.35	4.35%	612.94
Select Peer-to-Peer (P2P) Accounts	0.00	-	0.00
4 Year Term Account	0.00	5.50%	0.00
	167,080.35		
Interest Paid this period (net)			612.94

Interest has been reinvested into your 12 Month Term Account

Interest Paid this Financial Year to Date

Classic Notice Account	90 Day Notice Account	12 Month Term Account	Select Peer-to-Peer (P2P) Accounts	4 Year Term Account	Interest Paid YTD
\$0.00	\$0.00	\$4,327.58	\$0.00	\$0.00	\$4,327.58

Investing with La Trobe Financial

Investing is made easier with **La Trobe Direct** - Australia's leading online investment portal. You can view, transact and update your account details by registering for La Trobe Direct at <https://www.latrobedirect.com> (desktop) or via your mobile device at the **App Store** (Apple) or **Play Store** (Android).

To invest via **BPAY** see the final page of this document for Biller Codes & the top of this document for your reference number.

To invest via **electronic transfer** use **BSB 062 986** and the account number of your chosen investment:

- Classic Notice Account: 238 034 011
- 90 Day Notice Account: 238 034 110
- 12 Month Term Account: 238 034 045
- 4 Year Term Account: 238 034 102

Fund Update

In November, the Reserve Bank reduced the Official Cash Rate by 0.15% p.a. to 0.10% p.a.. Accordingly, effective 1 December 2020 La Trobe Financial's new distribution rates will be as follows:

- Classic Notice: reduced by 0.20% to 0.85% p.a. variable (previously 1.05% p.a.).*
- 90 Day Notice: reduced by 0.25% to 2.25% p.a. variable (previously 2.50% p.a.).*
- 12 Month Term: reduced by 0.15% to 4.35% p.a. variable (previously 4.50% p.a.).*
- 4 Year Term: reduced by 0.15% to 5.50% p.a. variable (previously 5.65% p.a.).*

Please call our investment team on 1800 818 818 if you have any questions.

**The rates of return are reviewed and determined monthly and may increase or decrease each month. The rate of return applicable for any given month is paid at the start of the following month. The rates of return are not guaranteed and are determined by the future revenue of the Credit Fund and may be lower than expected.*

An investment in the Credit Fund is not a bank deposit, and investors risk losing some or all of their principal investment. Past performance is not a reliable indicator of future performance. Withdrawal rights are subject to liquidity and may be delayed or suspended.

9-14



La Trobe Financial Asset Management Limited ABN 27 007 332 363 AFSL 222213
La Trobe Australian Credit Fund ARSN 088 178 321

Investor Account 238034

Page 2 of 2

Statement Print Date 4 February 2021

Statement Period 1 January 2021 - 31 January 2021

TFN - Held

BPAY® Reference No. 2380343

The Cooke Family Superannuation Fund
49 Graywillow Boulevard
OXENFORD QLD 4210

Investment Transaction Summary

Date	Transaction Description	Debit (\$)	Credit (\$)	Balance (\$)
12 Month Term Account Opening Balance				166,396.96
06 Jan	Interest earned - DEC 20 - 4.35% p.a.	0.00	612.94	167,009.90
08 Jan	Rebated Referral Fee DEC 20 - -0.500%p.a. (excl GST)	0.00	70.45	167,080.35
Closing Balance				167,080.35

POSTED

9-15



La Trobe Financial Asset Management Limited ABN 27 007 332 363 AFSL 222213
La Trobe Australian Credit Fund ARSN 088 178 321

Investor Account 238034

Page 1 of 2
Statement Print Date 4 March 2021
Statement Period **1 February 2021 - 28 February 2021**
TFN - Held
BPAY® Reference No. 2380343

The Cooke Family Superannuation Fund
49 Graywillow Boulevard
OXENFORD QLD 4210

**La Trobe Australian Credit Fund
Investment Account Summary - February 2021**

Investor: Donel Pty Ltd ATF The Cooke Family Superannuation Fund

Opening Balance 1 February 2021	\$	167,080.35
New Investments	\$	70.89
Redemptions	\$	0.00
Reinvested Interest	\$	616.85
Fees	\$	0.00
Closing Balance 28 February 2021	\$	167,768.09

Investment Account Breakdown	Holdings (\$)	Avg Current Rate p.a. as at 28 Feb 2021	Interest Paid (\$)
Classic Notice Account	0.00	0.85%	0.00
90 Day Notice Account	0.00	2.25%	0.00
12 Month Term Account	167,768.09	4.35%	616.85
Select Peer-to-Peer (P2P) Accounts	0.00	-	0.00
4 Year Term Account	0.00	5.50%	0.00
	167,768.09		
Interest Paid this period (net)			616.85

Interest has been reinvested into your 12 Month Term Account

Interest Paid this Financial Year to Date

Classic Notice Account	90 Day Notice Account	12 Month Term Account	Select Peer-to-Peer (P2P) Accounts	4 Year Term Account	Interest Paid YTD
\$0.00	\$0.00	\$4,944.43	\$0.00	\$0.00	\$4,944.43

Investing with La Trobe Financial

Investing is made easier with **La Trobe Direct** - Australia's leading online investment portal. You can view, transact and update your account details by registering for La Trobe Direct at <https://www.latrobedirect.com> (desktop) or via your mobile device at the **App Store** (Apple) or **Play Store** (Android).

To invest via **BPAY** see the final page of this document for Biller Codes & the top of this document for your reference number.

To invest via **electronic transfer** use **BSB 062 986** and the account number of your chosen investment:

- Classic Notice Account: 238 034 011
- 90 Day Notice Account: 238 034 110
- 12 Month Term Account: 238 034 045
- 4 Year Term Account: 238 034 102

Fund Update

In November, the Reserve Bank reduced the Official Cash Rate by 0.15% p.a. to 0.10% p.a.. Accordingly, effective 1 December 2020 La Trobe Financial's new distribution rates will be as follows:

- Classic Notice: reduced by 0.20% to 0.85% p.a. variable (previously 1.05% p.a.).*
- 90 Day Notice: reduced by 0.25% to 2.25% p.a. variable (previously 2.50% p.a.).*
- 12 Month Term: reduced by 0.15% to 4.35% p.a. variable (previously 4.50% p.a.).*
- 4 Year Term: reduced by 0.15% to 5.50% p.a. variable (previously 5.65% p.a.).*

Please call our investment team on 1800 818 818 if you have any questions.

**The rates of return are reviewed and determined monthly and may increase or decrease each month. The rate of return applicable for any given month is paid at the start of the following month. The rates of return are not guaranteed and are determined by the future revenue of the Credit Fund and may be lower than expected.*

An investment in the Credit Fund is not a bank deposit, and investors risk losing some or all of their principal investment. Past performance is not a reliable indicator of future performance. Withdrawal rights are subject to liquidity and may be delayed or suspended.

9.16



La Trobe Financial Asset Management Limited ABN 27 007 332 363 AFSL 222213
La Trobe Australian Credit Fund ARSN 088 178 321

Investor Account 238034

Page 2 of 2
Statement Print Date 4 March 2021
Statement Period 1 February 2021 - 28 February 2021
TFN - Held
BPAY® Reference No. 2380343

The Cooke Family Superannuation Fund
49 Graywillow Boulevard
OXENFORD QLD 4210

Investment Transaction Summary

Date	Transaction Description	Debit (\$)	Credit (\$)	Balance (\$)
12 Month Term Account Opening Balance				167,080.35
03 Feb	Interest earned - JAN 21 - 4.35% p.a.	0.00	616.85	167,697.20
10 Feb	Rebated Referral Fee JAN 21 - -0.500%p.a. (excl GST)	0.00	70.89	167,768.09
Closing Balance				167,768.09

POSTED

9.17



La Trobe Financial Asset Management Limited ABN 27 007 332 363 AFSL 222213
La Trobe Australian Credit Fund ARSN 088 178 321

Investor Account 238034

Page 1 of 2
Statement Print Date 8 April 2021
Statement Period **1 March 2021 - 31 March 2021**
TFN - Held
BPAY[®] Reference No. 2380343

The Cooke Family Superannuation Fund
49 Graywillow Boulevard
OXENFORD QLD 4210

**La Trobe Australian Credit Fund
Investment Account Summary - March 2021**

Investor: Donel Pty Ltd ATF The Cooke Family Superannuation Fund

Opening Balance 1 March 2021	\$	167,768.09
New Investments	\$	64.32
Redemptions	\$	0.00
Reinvested Interest	\$	559.61
Fees	\$	0.00
Closing Balance 31 March 2021	\$	168,392.02

Investment Account Breakdown	Holdings (\$)	Avg Current Rate p.a. as at 31 Mar 2021	Interest Paid (\$)
Classic Notice Account	0.00	0.85%	0.00
90 Day Notice Account	0.00	2.25%	0.00
12 Month Term Account	168,392.02	4.35%	559.61
Select Peer-to-Peer (P2P) Accounts	0.00	-	0.00
4 Year Term Account	0.00	5.50%	0.00
	168,392.02		
Interest Paid this period (net)			559.61

Interest has been reinvested into your 12 Month Term Account

Interest Paid this Financial Year to Date

Classic Notice Account	90 Day Notice Account	12 Month Term Account	Select Peer-to-Peer (P2P) Accounts	4 Year Term Account	Interest Paid YTD
\$0.00	\$0.00	\$5,504.04	\$0.00	\$0.00	\$5,504.04

Investing with La Trobe Financial

Investing is made easier with **La Trobe Direct** - Australia's leading online investment portal. You can view, transact and update your account details by registering for La Trobe Direct at <https://www.latrobedirect.com> (desktop) or via your mobile device at the **App Store** (Apple) or **Play Store** (Android).

To invest via **BPAY** see the final page of this document for Biller Codes & the top of this document for your reference number.

To invest via **electronic transfer** use **BSB 062 986** and the account number of your chosen investment:

- Classic Notice Account: 238 034 011
- 90 Day Notice Account: 238 034 110
- 12 Month Term Account: 238 034 045
- 4 Year Term Account: 238 034 102

Fund Update

In November, the Reserve Bank reduced the Official Cash Rate by 0.15% p.a. to 0.10% p.a.. Accordingly, effective 1 December 2020 La Trobe Financial's new distribution rates will be as follows:

- Classic Notice: reduced by 0.20% to 0.85% p.a. variable (previously 1.05% p.a.).*
- 90 Day Notice: reduced by 0.25% to 2.25% p.a. variable (previously 2.50% p.a.).*
- 12 Month Term: reduced by 0.15% to 4.35% p.a. variable (previously 4.50% p.a.).*
- 4 Year Term: reduced by 0.15% to 5.50% p.a. variable (previously 5.65% p.a.).*

Please call our investment team on 1800 818 818 if you have any questions.

**The rates of return are reviewed and determined monthly and may increase or decrease each month. The rate of return applicable for any given month is paid at the start of the following month. The rates of return are not guaranteed and are determined by the future revenue of the Credit Fund and may be lower than expected.*

An investment in the Credit Fund is not a bank deposit, and investors risk losing some or all of their principal investment. Past performance is not a reliable indicator of future performance. Withdrawal rights are subject to liquidity and may be delayed or suspended.

Investor Activity Statement

9-23

Investor Account 238034

The Cooke Family Superannuation Fund
49 Graywillow Boulevard
OXENFORD QLD 4210

Statement Print Date 6 August 2021
Statement Period 1 June 2021 - 30 June 2021
TFN - Held
BPAY® Reference No. 2380343

La Trobe Australian Credit Fund Investment Account Summary - June 2021

Investor: Donel Pty Ltd ATF The Cooke Family Superannuation Fund

Opening Balance 1 June 2021	\$	169,758.96
New Investments	\$	72.04
Redemptions	\$	0.00
Reinvested Interest	\$	626.88
Fees	\$	0.00
Closing Balance 30 June 2021	\$	170,457.88

Investment Account Breakdown	Holdings (\$)	Current Variable Rate p.a.*	Interest paid this period (\$)	Interest paid to date this Financial Year (\$)
Classic Notice Account	0.00	0.85%	0.00	0.00
90 Day Notice Account	0.00	2.25%	0.00	0.00
6 Month Notice Account	0.00	-	0.00	0.00
12 Month Term Account	170,457.88	4.35%	626.88	7,356.95
2 Year Account	0.00	-	0.00	0.00
4 Year Account	0.00	5.50%	0.00	0.00
Select Peer-to-Peer (P2P) Accounts	0.00	-	0.00	0.00
Interest paid this period (net)	170,457.88		626.88	7,356.95

Interest has been reinvested into your 12 Month Term Account as instructed.

Investment Transaction Summary

Date	Transaction Description	Debit (\$)	Credit (\$)	Balance (\$)
	12 Month Term Account Opening Balance			169,758.96
03 Jun	Interest earned - MAY 21 - 4.35% p.a.	0.00	626.88	170,385.84
11 Jun	Rebated Referral Fee MAY 21 - -0.500%p.a. (excl GST)	0.00	72.04	170,457.88
	Closing Balance	0.00	698.92	170,457.88

POSTED



9-24

THE COOKE FAMILY SUPERANNUATION FUND
GENERAL LEDGER FOR THE PERIOD 01/07/2020 TO 30/06/2021
FROM ACCOUNT 265/001 TO 265/001 - ENTRIES: ALL

Printed: Wednesday 2 March, 2022 @ 07:57:55

Date	Ref	Type	Units	Debits \$	Credits \$	Balance \$
265 <u>Other Income</u>						
265/001 <u>La Trobe 238034 commission rebate</u>						
03/07/2020	1	Journal - Cash			66.50	(66.50)
10/08/2020	2	Journal - Cash			68.99	(135.49)
10/09/2020	3	Journal - Cash			69.27	(204.76)
09/10/2020	4	Journal - Cash			67.35	(272.11)
10/11/2020	5	Journal - Cash			69.85	(341.96)
10/12/2020	6	Journal - Cash			67.90	(409.86)
08/01/2021	7	Journal - Cash			70.45	(480.31)
10/02/2021	8	Journal - Cash			70.89	(551.20)
10/03/2021	9	Journal - Cash			64.32	(615.52)
09/04/2021	10	Journal - Cash			71.47	(686.99)
10/05/2021	11	Journal - Cash			69.44	(756.43)
11/06/2021	12	Journal - Cash			72.04	(828.47)

Total Debits:

Total Credits: **\$828.47**

Current Year Profit/(Loss): **N/A**

Portfolio Snapshot

From 01/07/2020 to 30/06/2021

Account Name: Donel Pty Ltd ATF The Cooke Family Superannuation Fund (24030200 - Superfund (Corporate Trustee))

Adviser Name: Thomas Graham at Simmons Livingstone and Associates

Portfolio Snapshot: From 01/07/2020 to 30/06/2021

	Amount (\$)
Opening balance @01/07/2020	391,437.39
Deposits (Note 1)	0.00
Withdrawals (Note 1)	0.00
Net Deposits	0.00
Dividend/Distribution	31,922.25
Interest	0.00
Income (Note 2)	31,922.25
Expenses (Note 3)	(5,215.86)
Insurance Costs (Note 4)	0.00
TFN amounts withheld	0.00
Listed Securities Transaction Fees (Note 3)	(48.78)
Total Expenses	(5,264.64)
Capital Appreciation (Note 5)	58,725.83
Closing balance @ 30/06/2021	476,820.83

*CGF
2404
8/12/21*

The information in this report is of a general nature only and does not take into account your personal objectives, financial situation or needs. Any amounts are reflective of your current investment positions only, and do not represent a guarantee of benefit as the positions may not include tax payable, fees or other deductions or credits. The actual amount payable will be determined at the time a payment is made. For superannuation members - the Government has placed restrictions (known as "preservation" rules) on when superannuation benefits can be received - refer to the Product Disclosure Statement for more information. Whilst reasonable care has been taken in preparing the information provided, no responsibility will be taken for its accuracy nor for its use. In preparing this document, we have relied upon and assumed, without independent verification, the accuracy and completeness of all information supplied by or obtained from third parties. To the maximum extent permitted by law, neither we, nor our directors, employees or agents accept any liability for any loss arising in relation to this report.



Portfolio Change

Portfolio Balance @01/07/2020 (\$)	Change	Portfolio Balance @30/06/2021 (\$)
Managed Portfolios	135,326.14	159,073.49
Australian Listed Securities	0.00	0.00
International Listed Securities	0.00	0.00
Managed Funds	237,828.28	297,994.36
Locked Securities	0.00	0.00
Term Deposits	0.00	0.00
Cash	18,282.98	19,752.98
Total Portfolio Balance (Note 6)	391,437.40	476,820.83

Note (2)- Portfolio Income

Portfolio Income Period 01/07/20 to 30/06/21 (\$)	Period YTD (\$)
Managed Portfolios	6,100.35
Australian Listed Securities	0.00
International Listed Securities	0.00
Managed Funds	25,821.90
Locked Securities	0.00
Term Deposits	0.00
Cash	0.00
Total Earnings	31,922.25

10.1

Portfolio Snapshot



From 01/07/2020 to 30/06/2021

Account Name: Donel Pty Ltd ATF The Cooke Family Superannuation Fund (24030200 - Superfund (Corporate Trustee))

Adviser Name: Thomas Graham at Simmons Livingstone and Associates

Note (1) - Deposits/Withdrawals

Date	Description	Amount (\$)
------	-------------	-------------

Note (2) – Refer to the Portfolio Income table on the previous page.

Note (3) – Refer to the Fee Statement for more detail. All expenses are inclusive of GST and where eligible are net of any Reduced Input Tax Credits.

Note (4) – Insurance Costs includes GST as well as insurance premiums, administration costs, and any Adviser commissions that may be payable to your financial adviser as outlined in the Additional Information Booklet.

Note (5) – Capital Appreciation includes both realised and unrealised capital gains and losses.

Note (6) – Any amounts are reflective of current investment positions only, and do not represent a guarantee of benefit as the positions may not include tax payable to the Australian Taxation Office (ATO), fees or other deductions or credits. The actual amount payable will be determined at the time a payment is made. If your holdings include managed funds, property trusts or ETFs then reports are likely to be inaccurate or incomplete due to estimated data being provided - finalised data may not be available until some time after 30 June (in particular franking credits on managed fund distributions).

Note (7) – For Accountholders in the Investment Service (including SMSFs), tax payable to the ATO may need to be paid outside the Service in a tax return or as directed by an accountant - to facilitate this a finalised Annual Tax Statement will be separately provided some time after 30 June each year.

Note (8) – For Accountholders in the Superannuation Fund, tax is deducted from your account within the Fund at the time payment is made to the ATO and will be reflected as a Withdrawal from your account. Therefore, the tax liability at any point in time may not be reflected in the investment account balance. Tax may need to be paid on superannuation contributions, dividends, distributions, interest, and realised capital gains. The Tax payable to the ATO for a particular year generally cannot be finalised until after 30 June although provisional amounts may be withdrawn at earlier intervals. Members should note that the Government has placed restrictions (known as "Preservation" rules) on when superannuation benefits can be received - refer to the Product Disclosure Statement for more information.

The information in this report is of a general nature only and does not take into account your personal objectives, financial situation or needs. Any amounts are reflective of your current investment positions only, and do not represent a guarantee of benefit as the positions may not include tax payable, fees or other deductions or credits. The actual amount payable will be determined at the time a payment is made. For superannuation members - the Government has placed restrictions (known as "Preservation" rules) on when superannuation benefits can be received - refer to the Product Disclosure Statement for more information. Whilst reasonable care has been taken in preparing the information provided, no responsibility will be taken for its accuracy nor for its use. In preparing this document, we have relied upon and assumed, without independent verification, the accuracy and completeness of all information supplied by or obtained from third parties. To the maximum extent permitted by law, neither we, nor our directors, employees or agents accept any liability for any loss arising in relation to this report.

Report executed: 2/12/2021 2:06:13 PM

10-2

Valuation Detailed



As at 30/06/2021

Account Name: Donel Pty Ltd ATF The Cooke Family Superannuation Fund (24030200 - Superfund (Corporate Trustee))
 Adviser Name: Thomas Graham at Simmons Livingstone and Associates

Valuation Detailed – detailed value of each underlying Security within an Asset Type

Code	Security	Units	Last Price (\$)	Market Value as at 30/06/2021 (\$)	Estimated Gain/Loss (%)	Cost Base	Estimated Gain/Loss (\$)
Managed Funds							
CSA0131AU	Aberdeen Standard Australian Small Companies Fund	12,369.440000	3.606400	44,609.15	9.76%	38,114.97	6,494.18
MIGE0007AU	Magellan Global Fund (Hedged)	23,843.359800	1.943400	46,337.19	10.14%	36,694.98	9,642.20
MIA0001AU	MFS Global Equity Trust	20,872.240071	2.146000	44,791.83	9.80%	43,074.26	1,717.57
PLA0002AU	Platinum International Fund - C Class	11,595.161400	2.155200	24,989.89	5.47%	21,000.00	3,989.89
VAND0111AU	Vanguard High Growth Index Fund w/s	75,959.440000	1.807100	137,266.30	30.03%	123,897.87	13,368.42
				297,994.36	65.20%		35,212.26
Infocus High Growth Portfolio							
A2M	THE A2 MILK COMPANY ORDINARY	172.000000	6.000000	1,032.00	0.23%	1,983.49	(951.49)
AMC	AMCOR PLC CD11:1FOREXEMPT NYSE	78.000000	15.130000	1,180.14	0.26%	804.69	375.45
APX	APPEN LIMITED ORDINARY	101.000000	13.600000	1,373.60	0.30%	2,152.62	(779.02)
BHP	BHP GROUP LIMITED ORDINARY	18.000000	48.570000	874.26	0.19%	460.30	413.96
BILL	ISHARES CORE CASH ETF UNITS	93.000000	100.255000	9,323.72	2.04%	9,334.23	(10.51)
BXB	BRAMBLES LIMITED ORDINARY	257.000000	11.440000	2,940.08	0.64%	2,608.23	331.85
CAR	CARSales.COM LTD. ORDINARY	51.000000	19.760000	1,007.76	0.22%	656.14	351.62
CBA	COMMONWEALTH BANK. ORDINARY	16.000000	99.870000	1,597.92	0.35%	1,057.62	540.30
F100	BETASHARES FTSE 100 ETF UNITS	1,387.000000	10.000000	13,870.00	3.04%	12,158.80	1,711.20
FUEL	BETA GLOBAL ENERGY ETF UNITS	4,532.000000	4.600000	20,847.20	4.56%	17,616.39	3,230.81
GPT	GPT GROUP STAPLED SEC.	283.000000	4.900000	1,386.70	0.30%	1,141.87	244.83
IAF	ISHARES COMP BIND. ETF UNITS	56.000000	113.320000	6,345.92	1.39%	6,456.13	(110.21)
IAG	INSURANCE AUSTRALIA ORDINARY	351.000000	5.160000	1,811.16	0.40%	2,124.91	(313.75)
IEM	ISHS MSCI EMG MKTEFF ETF UNITS	20.000000	73.820000	1,476.40	0.32%	1,085.79	390.61

The information in this report is of a general nature only and does not take into account your personal objectives, financial situation or needs. Any amounts are reflective of your current investment positions only, and do not represent a guarantee of benefit as the positions may not include tax payable, fees or other deductions or credits. The actual amount payable will be determined at the time a payment is made. For superannuation members - the Government has placed restrictions (known as "Preservation" rules) on when superannuation benefits can be received - refer to the Product Disclosure Statement for more information. Whilst reasonable care has been taken in preparing the information provided, no responsibility will be taken for its accuracy nor for its use. In preparing this document, we have relied upon and assumed, without independent verification, the accuracy and completeness of all information supplied by or obtained from third parties. To the maximum extent permitted by law, neither we, nor our directors, employees or agents accept any liability for any loss arising in relation to this report.

Report executed: 2/12/2021 2:06:15 PM

10.3

Valuation Detailed

As at 30/06/2021

Account Name: Donel Pty Ltd ATF The Cooke Family Superannuation Fund (24030200 - Superfund (Corporate Trustee))
 Adviser Name: Thomas Graham at Simmons Livingstone and Associates



Valuation Detailed – detailed value of each underlying Security within an Asset Type

Code	Security	Units	Last Price (\$)	Market Value (\$)	Cost Base (\$)	Estimated Gain/Loss (%)
Infocus High Growth Portfolio						
IEU	ISHS EUROPE ETF ETF UNITS	105.000000	72.520000	7,614.60	6,091.74	1.67%
IJP	ISHS MSCI JAPAN ETF ETF UNITS	138.000000	91.060000	12,566.28	10,629.75	2.75%
IKO	ISHARES MSCI SK ETF ETF UNITS	37.000000	126.070000	4,664.59	3,001.14	1.02%
ILU	ILUKA RESOURCES ORDINARY	148.000000	9.150000	1,354.20	723.06	0.30%
INT0002AU	Morningstar Australian Shares Fund - Class Z	3,059.565480	1.333200	4,079.01	3,854.41	0.89%
INT0011AU	Morningstar Multi-Asset Real Return Fund - Z	10,474.276200	1.121100	11,742.71	10,282.90	2.57%
INT0016AU	Morningstar International Shares (Hedged) Fund - Class Z	26,756.334740	0.535800	14,336.04	11,708.67	3.14%
INT0017AU	Morningstar International Shares (Unhedged) Fund - Class Z	5,305.814930	1.040200	5,519.11	5,028.70	1.21%
INT0082AU	Morningstar International Bonds (Hedged) Fund - Class Z	1,445.667410	0.931900	1,347.22	1,415.89	0.30%
LNK	LINK ADMIN HLDG ORDINARY	190.000000	5.040000	957.60	753.05	0.21%
MPL	MEDIBANK PRIVATE LTD ORDINARY	698.000000	3.160000	2,205.68	1,963.32	0.48%
NCM	NEWCREST MINING ORDINARY	81.000000	25.280000	2,047.68	2,164.60	0.45%
OSH	OIL SEARCH LTD ORDINARY	394.000000	3.810000	1,501.14	965.36	0.33%
QPON	BETAUSBANKSNRFBETF ETF UNITS	138.000000	26.060000	3,596.28	3,565.45	0.79%
SCG	SCENTRE GRP STAPLED	469.000000	2.740000	1,285.06	1,366.91	0.28%
VEQ	VGD FTSE EUR SHARES ETF UNITS	32.000000	64.680000	2,069.76	1,689.35	0.45%
VGE	VNGD EMERGING MKTS ETF UNITS	50.000000	80.610000	4,030.50	3,023.31	0.88%

The information in this report is of a general nature only and does not take into account your personal objectives, financial situation or needs. Any amounts are reflective of your current investment positions only, and do not represent a guarantee of benefit as the positions may not include tax payable, fees or other deductions or credits. The actual amount payable will be determined at the time a payment is made. For superannuation members - the Government has placed restrictions (known as "Preservation" rules) on when superannuation benefits can be received - refer to the Product Disclosure Statement for more information. Whilst reasonable care has been taken in preparing the information provided, no responsibility will be taken for its accuracy nor for its use. In preparing this document, we have relied upon and assumed, without independent verification, the accuracy and completeness of all information supplied by or obtained from third parties. To the maximum extent permitted by law, neither we, nor our directors, employees or agents accept any liability for any loss arising in relation to this report.

Report executed: 2/12/2021 2:06:15 PM

10.4

Valuation Detailed



As at 30/06/2021

Account Name: Donel Pty Ltd ATF The Cooke Family Superannuation Fund (24030200 - Superfund (Corporate Trustee))
 Adviser Name: Thomas Graham at Simmons Livingstone and Associates

Valuation Detailed – detailed value of each underlying Security within an Asset Type

Code	Security	Units	Last Price (\$)	Market Value as at 30/06/2021 (\$)	Estimated Gain/Loss (%)	Cost Base
Infocus High Growth Portfolio						
WBC	WESTPAC BANKING CORP ORDINARY	127.000000	25.810000	3,277.87	0.72%	2,516.71
WPL	WOODSIDE PETROLEUM ORDINARY	73.000000	22.210000	1,621.33	0.36%	2,033.76
CASH	CASH	8,189.970000	1.000000	8,189.97	1.79%	
				159,073.49	34.80%	18,464.23
Total				457,067.85	100.00%	53,676.49

Cash	Value (\$)
Cash Account - cleared funds	4,214.03 (Note 1)
Cash Account - uncleared funds	0.00
Pending cash settlement	15,538.95 (Note 2)
Cash Reserved	0.00
Total Portfolio Value	476,820.83

Note 1: Cash Account - cleared funds includes the minimum cash balance requirement of your account.

Note 2: Pending Cash Settlements include any pending investment transactions buys or sells, deposits or payments, and any accrued dividend and distributions.

Note 3: Any amounts are reflective of current investment positions only, and do not represent a guarantee of benefit as the positions may not include tax payable, fees or other deductions or credits. The actual amount payable will be determined at the time a payment is made.

Note 4: Managed Funds - Where applicable, where a distribution entitlement is received for one or more of your managed fund holdings and no Ex-Price provided by the Fund Manager we will use the last available price (CUM price) reduced by the cents per unit (distribution amount divided by units held) for the purpose of valuation.

Note 5: Current tax parcel allocation method is MIN

The information in this report is of a general nature only and does not take into account your personal objectives, financial situation or needs. Any amounts are reflective of your current investment positions only, and do not represent a guarantee of benefit as the positions may not include tax payable, fees or other deductions or credits. The actual amount payable will be determined at the time a payment is made. For superannuation members - the Government has placed restrictions (known as "Preservation" rules) on when superannuation benefits can be received - refer to the Product Disclosure Statement for more information. Whilst reasonable care has been taken in preparing the information provided, no responsibility will be taken for its accuracy nor for its use. In preparing this document, we have relied upon and assumed, without independent verification, the accuracy and completeness of all information supplied by or obtained from third parties. To the maximum extent permitted by law, neither we, nor our directors, employees or agents accept any liability for any loss arising in relation to this report.

Report executed: 2/12/2021 2:06:15 PM

10.5

Valuation Detailed



As at 30/06/2021

Account Name: Donel Pty Ltd ATF The Cooke Family Superannuation Fund (24030200 - Superfund (Corporate Trustee))
Adviser Name: Thomas Graham at Simmons Livingstone and Associates

Note 6: The Cost Base column displays the aggregate cost base for capital gains purposes. This number is generally close to the acquisition costs of the units/shares in the holding but it has been calculated using the specific rules required for the determination of the cost base, including rules regarding the allocation of sales to parcels of securities.

Note 7: The estimated Gain/Loss amounts for gains of a capital nature are gross amounts excluding any CGT discount. Losses are shown as negative. Gain/Loss amounts = Market Value less Apportioned Cost Base. For ASX listed securities, the Cost Base is then proportionately allocated across the different asset types (Managed Portfolio, Securities Portfolio, Locked Securities) for the purposes of calculating the estimated Gain/Loss amounts.

Note 8: The Market Value (%) is the % calculated in relation to the Total Portfolio less the Cash Account (being cash held directly in the Account)

The information in this report is of a general nature only and does not take into account your personal objectives, financial situation or needs. Any amounts are reflective of your current investment positions only, and do not represent a guarantee of benefit as the positions may not include tax payable, fees or other deductions or credits. The actual amount payable will be determined at the time a payment is made. For superannuation members - the Government has placed restrictions (known as "preservation" rules) on when superannuation benefits can be received - refer to the Product Disclosure Statement for more information. Whilst reasonable care has been taken in preparing the information provided, no responsibility will be taken for its accuracy nor for its use. In preparing this document, we have relied upon and assumed, without independent verification, the accuracy and completeness of all information supplied by or obtained from third parties. To the maximum extent permitted by law, neither we, nor our directors, employees or agents accept any liability for any loss arising in relation to this report.

Report executed: 2/12/2021 2:06:15 PM

10.6


Valuation Detailed

As at 30/06/2021

Account Name: Donel Pty Ltd ATF The Cooke Family Superannuation Fund (24030200 - Superfund (Corporate Trustee))
Adviser Name: Thomas Graham at Simmons Livingstone and Associates



Market Value by Asset Type



Managed Funds (62.50 %) \$297,994.36
Managed Portfolios (33.36 %) \$159,073.49
Cash (4.14 %) \$19,752.98

The information in this report is of a general nature only and does not take into account your personal objectives, financial situation or needs. Any amounts are reflective of your current investment positions only, and do not represent a guarantee of benefit as the positions may not include tax payable, fees or other deductions or credits. The actual amount payable will be determined at the time a payment is made. For superannuation members - the Government has placed restrictions (known as "Preservation" rules) on when superannuation benefits can be received - refer to the Product Disclosure Statement for more information. Whilst reasonable care has been taken in preparing the information provided, no responsibility will be taken for its accuracy nor for its use. In preparing this document, we have relied upon and assumed, without independent verification, the accuracy and completeness of all information supplied by or obtained from third parties. To the maximum extent permitted by law, neither we, nor our directors, employees or agents accept any liability for any loss arising in relation to this report.

Report executed: 2/12/2021 2:06:15 PM

10.7

Fee Statement

From 01/07/2020 to 30/06/2021

Account Name: Donel Pty Ltd ATF The Cooke Family Superannuation Fund (24030200 - Superfund (Corporate Trustee))

Adviser Name: Thomas Graham at Simmons Livingstone and Associates

Fees in Period: 01/07/2020 to 30/06/2021	Fee Amount [^]
Refer to the SOA and/or FSG of your Adviser for details of fees payable to your Adviser and/or Dealer Group.	(\$)
Portfolio Service Fees	1,329.91
Promoter Fees	61.35
Transaction Fees	0.00
Brokerage (listed securities) [¶]	48.78
In Specie Transfer Fees	0.00
Deductible Incidental Service Fees	0.00
Non deductible Incidental Service Fees	0.00
Insurance Costs	0.00
Adviser Fees	2,794.84
Contribution Fees	0.00
Adviser Portfolio Management Fees	0.00
Adviser brokerage (listed securities) [¶]	0.00
Investment Management Fees [*]	1,029.76
Total Fees in Period	5,264.64

[^] The amounts of fees displayed within the 'Fees in Period' table reflect the actual fees deducted and where eligible are charged inclusive of GST and net of any Reduced Input Tax Credits (RITCs).

^{*} This excludes any Managed Portfolio Advice Fee(s) and Portfolio Management Fee(s).

[¶] These amounts form part of the cost base for the listed security transactions.

The information in this report is of a general nature only and does not take into account your personal objectives, financial situation or needs. Any amounts are reflective of your current investment positions only, and do not represent a guarantee of benefit as the positions may not include tax payable, fees or other deductions or credits. The actual amount payable will be determined at the time a payment is made. For superannuation members - the Government has placed restrictions (known as "Preservation" rules) on when superannuation benefits can be received - refer to the Product Disclosure Statement for more information. Whilst reasonable care has been taken in preparing the information provided, no responsibility will be taken for its accuracy nor for its use. In preparing this document, we have relied upon and assumed, without independent verification, the accuracy and completeness of all information supplied by or obtained from third parties. To the maximum extent permitted by law, neither we, nor our directors, employees or agents accept any liability for any loss arising in relation to this report.

Fee Statement

From 01/07/2020 to 30/06/2021

Account Name: Donel Pty Ltd ATF The Cooke Family Superannuation Fund (24030200 - Superfund (Corporate Trustee))

Adviser Name: Thomas Graham at Simmons Livingstone and Associates

Current Portfolio Service Fees Structure		% Fee
Administration Fee:		
\$0 to \$250,000	0.3300%	Per Annum
\$250,000 to \$500,000	0.1400%	Per Annum
\$500,000 to \$1,000,000	0.1200%	Per Annum
\$1,000,000 to \$2,000,000	0.0400%	Per Annum
\$2,000,000 to All Above	0.0000%	Per Annum
Minimum Admin Fee	\$350.00	Per Annum
Maximum Admin Fee	\$2,175.00	Per Annum
International Securities Fee:		
\$0 to All Above	0.1000%	Per Annum
Account Keeping Fee (\$ basis)	\$240.01	Per Annum
Current Promoter Fee Structure (inc. GST)		% Fee
\$0 to \$250,000	0.0000%	Per Annum
\$250,000 to \$500,000	0.0000%	Per Annum
\$500,000 to All Above	0.0000%	Per Annum
Minimum Promoter Fee	\$0.00	Per Annum
Fixed \$ Fee	\$0.00	Per Annum
Current Adviser Fee Structure (inc. GST)		
<i>Fee (% of FUM basis)</i>		
\$0 to All Above	0.0000%	Per Annum
<i>Fee (\$ basis)</i>	\$3,000.00	Per Annum
Ongoing Contribution Flat % Fee	0.0000%	Per Contribution
Ongoing Contribution Flat \$ Fee	\$0.00	Per Contribution
Current Adviser Portfolio Management Fee Structure (inc. GST)		
<i>Fee (% of FUM basis)</i>		
\$0 to All Above	0.0000%	Per Annum
<i>Fee (\$ basis)</i>	\$0.00	Per Annum

Note: All fees are shown inclusive of GST and where eligible are net of any Reduced Input Tax Credits (RITCs) with the exception of Licensee Fees and Adviser Fees. Licensee Fees and Adviser Fees are shown inclusive of GST but will not take into account any RITCs that may be claimed and the actual amounts that will be deducted from your cash account may be adjusted for RITCs in respect of these fees. Refer to the relevant product disclosure document for more information on fees.

The information in this report is of a general nature only and does not take into account your personal objectives, financial situation or needs. Any amounts are reflective of your current investment positions only, and do not represent a guarantee of benefit as the positions may not include tax payable, fees or other deductions or credits. The actual amount payable will be determined at the time a payment is made. For superannuation members - the Government has placed restrictions (known as "Preservation" rules) on when superannuation benefits can be received - refer to the Product Disclosure Statement for more information. Whilst reasonable care has been taken in preparing the information provided, no responsibility will be taken for its accuracy nor for its use. In preparing this document, we have relied upon and assumed, without independent verification, the accuracy and completeness of all information supplied by or obtained from third parties. To the maximum extent permitted by law, neither we, nor our directors, employees or agents accept any liability for any loss arising in relation to this report.

10.10

HUB²⁴

Fee Statement

From 01/07/2020 to 30/06/2021

Account Name: Donel Pty Ltd ATF The Cooke Family Superannuation Fund (24030200 - Superfund (Corporate Trustee))

Adviser Name: Thomas Graham at Simmons Livingstone and Associates

Base Fee & Performance Fee of each Managed Portfolio

Funds Under Administration	Investment Management Fee	Portfolio Management Fee	Performance Fee	Total Trade Amounts (as a %) ^	Brokerage % ^	
Infocus High Growth Portfolio						
All balances	0.7175 %	0.0000 %	0.0000%	79.73%	0.08%	Per Annum

^ The shadow portfolio refers to the Manager's notional portfolio commencing with \$10,000,000 and invested in accordance with the Manager instructions. Total Trade Amounts (as a %) is estimated as the sum of the absolute value of all trades excluding brokerage on the shadow portfolio, expressed as a % of the average value of the shadow portfolio. Brokerage % is estimated as the sum of the absolute value of all brokerage (including GST) incurred on the trades within the shadow portfolio, expressed as a % of the average value of the shadow portfolio.

Note: All fees are shown inclusive of GST and where eligible are net of any Reduced Input Tax Credits (RITCs) with the exception of Licensee Fees and Adviser Fees. Licensee Fees and Adviser Fees are shown inclusive of GST but will not take into account any RITCs that may be claimed and the actual amounts that will be deducted from your cash account may be adjusted for RITCs in respect of these fees. Refer to the relevant product disclosure document for more information on fees.

The information in this report is of a general nature only and does not take into account your personal objectives, financial situation or needs. Any amounts are reflective of your current investment positions only, and do not represent a guarantee of benefit as the positions may not include tax payable, fees or other deductions or credits. The actual amount payable will be determined at the time a payment is made. For superannuation members - the Government has placed restrictions (known as "Preservation" rules) on when superannuation benefits can be received - refer to the Product Disclosure Statement for more information. Whilst reasonable care has been taken in preparing the information provided, no responsibility will be taken for its accuracy nor for its use. In preparing this document, we have relied upon and assumed, without independent verification, the accuracy and completeness of all information supplied by or obtained from third parties. To the maximum extent permitted by law, neither we, nor our directors, employees or agents accept any liability for any loss arising in relation to this report.

Report executed:2/12/2021 2:06:17 PM

Income - Accrual basis

From 01/07/2020 to 30/06/2021

Account Name: Donel Pty Ltd ATF The Cooke Family Superannuation Fund (24030200 - Superfund (Corporate Trustee))

Adviser Name: Thomas Graham at Simmons Livingstone and Associates



Name	Ex Date	Payable Date	Receipt Date	Income Rate (Cents per unit)	Income Amount (\$)	Franked Dividend (\$)	Unfranked Dividend (\$)	Other (\$)	Cash Amount (\$)	TFN Amounts withheld (\$)	Franking Credit (\$)
Dividend / Income Distribution *											
BILL	01/07/2020	13/07/2020	14/07/2020	3.1910	3.22	0.00	0.00	3.22	3.22	0.00	0.00
F100	01/07/2020	16/07/2020	16/07/2020	12.4461	113.38	0.00	0.00	113.38	113.38	0.00	0.00
FUEL	01/07/2020	16/07/2020	16/07/2020	6.2285	248.58	0.00	0.00	248.58	248.58	0.00	0.00
IAF	01/07/2020	13/07/2020	14/07/2020	82.8107	18.21	0.00	0.00	18.21	18.21	0.00	0.00
IEM	01/07/2020	13/07/2020	14/07/2020	30.4282	6.39	0.00	0.00	6.39	6.39	0.00	0.00
IEU	01/07/2020	13/07/2020	14/07/2020	60.8424	65.10	0.00	0.00	65.10	65.10	0.00	0.00
IUP	01/07/2020	13/07/2020	14/07/2020	56.4007	79.53	0.00	0.00	79.53	79.53	0.00	0.00
IKO	01/07/2020	13/07/2020	14/07/2020	135.3220	101.49	0.00	0.00	101.49	101.49	0.00	0.00
ILB	01/07/2020	13/07/2020	14/07/2020	51.0344	7.14	0.00	0.00	7.14	7.14	0.00	0.00
QPON	01/07/2020	16/07/2020	16/07/2020	1.2379	1.18	0.00	0.00	1.18	1.18	0.00	0.00
VEQ	01/07/2020	16/07/2020	16/07/2020	55.2356	18.23	0.00	0.00	18.23	18.23	0.00	0.00
VGE	01/07/2020	16/07/2020	16/07/2020	36.9087	19.19	0.00	0.00	19.19	19.19	0.00	0.00
BILL	03/08/2020	13/08/2020	13/08/2020	1.3261	1.34	0.00	0.00	1.34	1.34	0.00	0.00
QPON	03/08/2020	18/08/2020	18/08/2020	1.5247	1.45	0.00	0.00	1.45	1.45	0.00	0.00
GPT	13/08/2020	28/08/2020	28/08/2020	9.3000	26.69	0.00	0.00	26.69	26.69	0.00	0.00
CBA	19/08/2020	30/09/2020	30/09/2020	98.0000	16.66	16.66	0.00	0.00	16.66	0.00	7.14
WPL	24/08/2020	18/09/2020	18/09/2020	36.2470	27.19	27.19	0.00	0.00	27.19	0.00	11.65
AGL	26/08/2020	25/09/2020	25/09/2020	51.0000	46.41	37.13	9.28	0.00	46.41	0.00	15.91
TLS	26/08/2020	24/09/2020	24/09/2020	8.0000	43.92	43.92	0.00	0.00	43.92	0.00	18.82
LNK	01/09/2020	25/09/2020	25/09/2020	3.5000	13.82	6.91	6.91	0.00	13.82	0.00	2.96
QPON	01/09/2020	16/09/2020	16/09/2020	1.4479	1.38	0.00	0.00	1.38	1.38	0.00	0.00
AMC	02/09/2020	23/09/2020	23/09/2020	16.0000	18.56	0.00	0.00	18.56	18.56	0.00	0.00

10/11

The information in this report is of a general nature only and does not take into account your personal objectives, financial situation or needs. Any amounts are reflective of your current investment positions only, and do not represent a guarantee of benefit as the positions may not include tax payable, fees or other deductions or credits. The actual amount payable will be determined at the time a payment is made. For superannuation members - the Government has placed restrictions (known as "preservation" rules) on when superannuation benefits can be received - refer to the Product Disclosure Statement for more information. Whilst reasonable care has been taken in preparing the information provided, no responsibility will be taken for its accuracy nor for its use. In preparing this document, we have relied upon and assumed, without independent verification, the accuracy and completeness of all information supplied by or obtained from third parties. To the maximum extent permitted by law, neither we, nor our directors, employees or agents accept any liability for any loss arising in relation to this report.

Income - Accrual basis

From 01/07/2020 to 30/06/2021

Account Name: Donel Pty Ltd ATF The Cooke Family Superannuation Fund (24030200 - Superfund (Corporate Trustee))

Adviser Name: Thomas Graham at Simmons Livingstone and Associates



Name	Ex Date	Payable Date	Receipt Date	Income Rate (Cents per unit)	Income Amount (\$)	Franked Dividend (\$)	Unfranked Dividend (\$)	Other (\$)	Cash Amount (\$)	TFN Amounts withheld (\$)	Franking Credit (\$)
MPL	02/09/2020	24/09/2020	24/09/2020	6.3000	36.79	36.79	0.00	0.00	36.79	0.00	15.77
BHP	03/09/2020	22/09/2020	22/09/2020	75.4562	24.90	24.90	0.00	0.00	24.90	0.00	10.67
BILL	07/09/2020	17/09/2020	17/09/2020	1.2633	1.28	0.00	0.00	1.28	1.28	0.00	0.00
BXB	09/09/2020	08/10/2020	08/10/2020	12.5400	16.05	4.82	11.24	(0.01)	16.05	0.00	2.06
OZL	17/09/2020	05/10/2020	05/10/2020	8.0000	8.08	8.08	0.00	0.00	8.08	0.00	3.46
CAR	22/09/2020	07/10/2020	07/10/2020	25.0000	11.50	11.50	0.00	0.00	11.50	0.00	4.93
INT0011AU	30/09/2020	13/10/2020	13/10/2020	0.3255	35.21	4.95	0.77	29.49	35.21	0.00	10.12
INT0017AU	30/09/2020	13/10/2020	13/10/2020	0.4914	27.74	0.00	0.00	27.74	27.74	0.00	0.00
INT0082AU	30/09/2020	13/10/2020	13/10/2020	3.0631	44.66	0.00	0.00	44.66	44.66	0.00	0.00
VAN0111AU	30/09/2020	08/10/2020	08/10/2020	2.8356	2,001.66	123.61	3.90	1,874.15	2,001.66	0.00	56.53
QPON	01/10/2020	16/10/2020	16/10/2020	1.4116	1.34	0.00	0.00	1.34	1.34	0.00	0.00
VEQ	01/10/2020	16/10/2020	16/10/2020	21.6462	7.14	0.00	0.00	7.14	7.14	0.00	0.00
VGE	01/10/2020	16/10/2020	16/10/2020	48.6810	25.31	0.00	0.00	25.31	25.31	0.00	0.00
BILL	09/10/2020	21/10/2020	21/10/2020	1.0896	1.31	0.00	0.00	1.31	1.31	0.00	0.00
IAF	09/10/2020	21/10/2020	21/10/2020	42.5969	17.04	0.00	0.00	17.04	17.04	0.00	0.00
ILB	09/10/2020	21/10/2020	21/10/2020	20.8181	2.91	0.00	0.00	2.91	2.91	0.00	0.00
QPON	02/11/2020	17/11/2020	17/11/2020	1.2632	1.20	0.00	0.00	1.20	1.20	0.00	0.00
BILL	09/11/2020	19/11/2020	19/11/2020	0.9954	1.19	0.00	0.00	1.19	1.19	0.00	0.00
WBC	11/11/2020	18/12/2020	18/12/2020	31.0000	39.99	39.99	0.00	0.00	39.99	0.00	17.14
AIMC	23/11/2020	15/12/2020	15/12/2020	16.5500	19.20	0.00	0.00	19.20	19.20	0.00	0.00
QPON	01/12/2020	16/12/2020	16/12/2020	1.1563	1.10	0.00	0.00	1.10	1.10	0.00	0.00
BILL	08/12/2020	18/12/2020	18/12/2020	0.5412	0.65	0.00	0.00	0.65	0.65	0.00	0.00
IEM	22/12/2020	06/01/2021	06/01/2021	56.2849	11.82	0.00	0.00	11.82	11.82	0.00	0.00

10.12

The information in this report is of a general nature only and does not take into account your personal objectives, financial situation or needs. Any amounts are reflective of your current investment positions only, and do not represent a guarantee of benefit as the positions may not include tax payable, fees or other deductions or credits. The actual amount payable will be determined at the time a payment is made. For superannuation members - the Government has placed restrictions (known as "preservation" rules) on when superannuation benefits can be received - refer to the Product Disclosure Statement for more information. Whilst reasonable care has been taken in preparing the information provided, no responsibility will be taken for its accuracy nor for its use. In preparing this document, we have relied upon and assumed, without independent verification, the accuracy and completeness of all information supplied by or obtained from third parties. To the maximum extent permitted by law, neither we, nor our directors, employees or agents accept any liability for any loss arising in relation to this report.

Income - Accrual basis

From 01/07/2020 to 30/06/2021

Account Name: Donel Pty Ltd ATF The Cooke Family Superannuation Fund (24030200 - Superfund (Corporate Trustee))

Adviser Name: Thomas Graham at Simmons Livingstone and Associates



Name	Ex Date	Payable Date	Receipt Date	Income Rate (Cents per unit)	Income Amount (\$)	Franked Dividend (\$)	Unfranked Dividend (\$)	Other (\$)	Cash Amount (\$)	TFN Amounts withheld (\$)	Franking Credit (\$)
IEU	22/12/2020	06/01/2021	06/01/2021	37.5575	40.19	0.00	0.00	40.19	40.19	0.00	0.00
IJP	22/12/2020	06/01/2021	06/01/2021	25.2886	35.66	0.00	0.00	35.66	35.66	0.00	0.00
CSA0131AU	31/12/2020	13/01/2021	13/01/2021	0.7700	95.04	2.14	0.11	92.79	95.04	0.00	4.14
INT0017AU	31/12/2020	13/01/2021	13/01/2021	0.4341	24.51	0.00	0.00	24.51	24.51	0.00	0.00
MGE0007AU	31/12/2020	18/01/2021	18/01/2021	3.3200	777.56	0.00	0.00	777.56	777.56	0.00	0.00
VAN01111AU	31/12/2020	12/01/2021	12/01/2021	3.3745	2,422.49	149.60	4.71	2,268.18	2,422.49	0.00	68.41
F100	04/01/2021	19/01/2021	19/01/2021	7.7022	107.60	0.00	0.00	107.60	107.60	0.00	0.00
FUEL	04/01/2021	19/01/2021	19/01/2021	5.6813	257.99	0.00	0.00	257.99	257.99	0.00	0.00
QPON	04/01/2021	19/01/2021	19/01/2021	1.7201	2.37	0.00	0.00	2.37	2.37	0.00	0.00
VEQ	04/01/2021	19/01/2021	19/01/2021	26.2452	8.66	0.00	0.00	8.66	8.66	0.00	0.00
VEG	04/01/2021	19/01/2021	19/01/2021	36.1708	18.81	0.00	0.00	18.81	18.81	0.00	0.00
BILL	06/01/2021	18/01/2021	18/01/2021	0.5210	0.53	0.00	0.00	0.53	0.53	0.00	0.00
IAF	06/01/2021	18/01/2021	18/01/2021	36.2954	20.33	0.00	0.00	20.33	20.33	0.00	0.00
QPON	01/02/2021	16/02/2021	16/02/2021	1.5781	2.18	0.00	0.00	2.18	2.18	0.00	0.00
BILL	08/02/2021	18/02/2021	18/02/2021	0.1630	0.17	0.00	0.00	0.17	0.17	0.00	0.00
SCG	12/02/2021	26/02/2021	26/02/2021	7.0000	33.67	0.03	0.00	33.64	33.67	0.00	0.01
CBA	16/02/2021	30/03/2021	30/03/2021	150.0000	25.50	25.50	0.00	0.00	25.50	0.00	10.93
IAG	16/02/2021	30/03/2021	30/03/2021	7.0000	24.92	0.00	0.00	24.92	24.92	0.00	0.00
GPT	18/02/2021	26/02/2021	26/02/2021	13.2000	37.88	0.00	0.00	37.88	37.88	0.00	0.00
NCM	18/02/2021	25/03/2021	25/03/2021	19.3050	15.64	15.64	0.00	0.00	15.64	0.00	6.71
AMC	23/02/2021	16/03/2021	16/03/2021	15.2100	17.64	0.00	0.00	17.64	17.64	0.00	0.00
TLS	24/02/2021	26/03/2021	26/03/2021	8.0000	30.24	30.24	0.00	0.00	30.24	0.00	12.96
WPL	25/02/2021	24/03/2021	24/03/2021	15.2964	11.47	11.47	0.00	0.00	11.47	0.00	4.92

10.13

The information in this report is of a general nature only and does not take into account your personal objectives, financial situation or needs. Any amounts are reflective of your current investment positions only, and do not represent a guarantee of benefit as the positions may not include tax payable, fees or other deductions or credits. The actual amount payable will be determined at the time a payment is made. For superannuation members - the Government has placed restrictions (known as "Preservation" rules) on when superannuation benefits can be received - refer to the Product Disclosure Statement for more information. Whilst reasonable care has been taken in preparing the information provided, no responsibility will be taken for its accuracy nor for its use. In preparing this document, we have relied upon and assumed, without independent verification, the accuracy and completeness of all information supplied by or obtained from third parties. To the maximum extent permitted by law, neither we, nor our directors, employees or agents accept any liability for any loss arising in relation to this report.

Income - Accrual basis

From 01/07/2020 to 30/06/2021

Account Name: Donel Pty Ltd ATF The Cooke Family Superannuation Fund (24030200 - Superfund (Corporate Trustee))

Adviser Name: Thomas Graham at Simmons Livingstone and Associates



Name	Ex Date	Payable Date	Receipt Date	Income Rate (Cents per unit)	Income Amount (\$)	Franked Dividend (\$)	Unfranked Dividend (\$)	Other (\$)	Cash Amount (\$)	TFN Amounts withheld (\$)	Franking Credit (\$)
APX	01/03/2021	19/03/2021	19/03/2021	5.5000	5.56	2.78	2.78	0.00	5.56	0.00	1.19
QPON	01/03/2021	16/03/2021	16/03/2021	1.7296	2.39	0.00	0.00	2.39	2.39	0.00	0.00
OSH	02/03/2021	25/03/2021	25/03/2021	0.6478	2.55	0.00	0.00	2.55	2.55	0.00	0.00
LNK	03/03/2021	09/04/2021	09/04/2021	4.5000	8.55	5.13	3.42	0.00	8.55	0.00	2.20
MPL	03/03/2021	25/03/2021	25/03/2021	5.8000	40.48	40.48	0.00	0.00	40.48	0.00	17.35
BHP	04/03/2021	23/03/2021	23/03/2021	131.1348	41.96	41.96	0.00	0.00	41.96	0.00	17.98
BILL	08/03/2021	18/03/2021	18/03/2021	0.0779	0.07	0.00	0.00	0.07	0.07	0.00	0.00
ILU	09/03/2021	08/04/2021	08/04/2021	2.0000	4.24	4.24	0.00	0.00	4.24	0.00	1.82
BXB	10/03/2021	08/04/2021	08/04/2021	13.0800	33.62	10.09	5.54	17.99	33.62	0.00	4.32
CAR	23/03/2021	21/04/2021	21/04/2021	25.0000	11.25	11.25	0.00	0.00	11.25	0.00	4.82
VAN0111AU	31/03/2021	12/04/2021	12/04/2021	6.8150	4,986.20	307.92	9.70	4,668.58	4,986.20	0.00	140.82
QPON	01/04/2021	20/04/2021	20/04/2021	1.9449	2.68	0.00	0.00	2.68	2.68	0.00	0.00
VEQ	01/04/2021	20/04/2021	20/04/2021	23.5760	7.54	0.00	0.00	7.54	7.54	0.00	0.00
VGE	01/04/2021	20/04/2021	20/04/2021	8.1239	4.06	0.00	0.00	4.06	4.06	0.00	0.00
BILL	07/04/2021	19/04/2021	19/04/2021	0.1170	0.11	0.00	0.00	0.11	0.11	0.00	0.00
IAF	07/04/2021	19/04/2021	19/04/2021	33.7194	18.88	0.00	0.00	18.88	18.88	0.00	0.00
QPON	03/05/2021	18/05/2021	18/05/2021	2.7398	3.78	0.00	0.00	3.78	3.78	0.00	0.00
BILL	05/05/2021	17/05/2021	17/05/2021	0.1136	0.11	0.00	0.00	0.11	0.11	0.00	0.00
WBC	13/05/2021	25/06/2021	25/06/2021	58.0000	73.66	73.66	0.00	0.00	73.66	0.00	31.57
AMC	25/05/2021	15/06/2021	15/06/2021	15.1200	11.79	0.00	0.00	11.79	11.79	0.00	0.00
QPON	04/06/2021	17/06/2021	17/06/2021	2.7143	3.75	0.00	0.00	3.75	3.75	0.00	0.00
BILL	04/06/2021	17/06/2021	17/06/2021	0.1631	0.15	0.00	0.00	0.15	0.15	0.00	0.00
CSA0131AU	30/06/2021	14/07/2021	14/07/2021	29.3003	3,624.29	81.67	4.05	3,538.57	3,624.29	0.00	157.78

10.14

The information in this report is of a general nature only and does not take into account your personal objectives, financial situation or needs. Any amounts are reflective of your current investment positions only, and do not represent a guarantee of benefit as the positions may not include tax payable, fees or other deductions or credits. The actual amount payable will be determined at the time a payment is made. For superannuation members - the Government has placed restrictions (known as "preservation" rules) on when superannuation benefits can be received - refer to the Product Disclosure Statement for more information. Whilst reasonable care has been taken in preparing the information provided, no responsibility will be taken for its accuracy nor for its use. In preparing this document, we have relied upon and assumed, without independent verification, the accuracy and completeness of all information supplied by or obtained from third parties. To the maximum extent permitted by law, neither we, nor our directors, employees or agents accept any liability for any loss arising in relation to this report.

Report executed: 2/12/2021 2:06:17 PM

Income - Accrual basis

From 01/07/2020 to 30/06/2021

Account Name: Donel Pty Ltd ATF The Cooke Family Superannuation Fund (24030200 - Superfund (Corporate Trustee))

Adviser Name: Thomas Graham at Simmons Livingstone and Associates



Name	Ex Date	Payable Date	Receipt Date	Income Rate (Cents per unit)	Income Amount (\$)	Franked Dividend (\$)	Unfranked Dividend (\$)	Other (\$)	Cash Amount (\$)	TFN Amounts withheld (\$)	Franking Credit
INT0002AU	30/06/2021	15/07/2021	15/07/2021	0.6698	20.49	14.20	0.43	5.86	20.49	0.00	19.80
INT0016AU	30/06/2021	15/07/2021	15/07/2021	12.2051	3,265.63	0.00	0.00	3,265.63	3,265.63	0.00	0.00
INT0017AU	30/06/2021	15/07/2021	15/07/2021	9.6924	514.26	0.00	0.00	514.26	514.26	0.00	0.00
INT0082AU	30/06/2021	15/07/2021	15/07/2021	6.3194	91.36	0.00	0.00	91.36	91.36	0.00	0.00
MGE0007AU	30/06/2021	22/07/2021	22/07/2021	3.4300	817.83	0.00	0.00	817.83	817.83	0.00	0.00
MIA0001AU	30/06/2021	13/07/2021	13/07/2021	26.4136	5,513.11	0.00	0.00	5,513.11	5,513.11	0.00	0.00
PLA0002AU	30/06/2021	15/07/2021	15/07/2021	6.4061	742.80	(1.50)	0.00	744.30	742.80	0.00	1.50
VAN0111AU	30/06/2021	09/07/2021	09/07/2021	6.3730	4,840.92	298.95	9.42	4,532.55	4,840.92	0.00	136.71
Sub Total:					31,922.25	1,511.90	72.26	30,338.09	31,922.25	0.00	823.10
Total:									31,922.25	0.00	823.10

* Dividend / Income Distributions - Where applicable, records may be inclusive of adjustment amounts (where an accrual is calculated at the Ex date, but settled at the Payment date for a different amount). For example, differences commonly occur due to currency fluctuations.

^ If the full amount or a portion of the dividend was received in foreign currency, the 'Cash Amount' includes the AUD equivalent of the foreign currency received.

The information in this report is of a general nature only and does not take into account your personal objectives, financial situation or needs. Any amounts are reflective of your current investment positions only, and do not represent a guarantee of benefit as the positions may not include tax payable, fees or other deductions or credits. The actual amount payable will be determined at the time a payment is made. For superannuation members - the Government has placed restrictions (known as "preservation" rules) on when superannuation benefits can be received - refer to the Product Disclosure Statement for more information. Whilst reasonable care has been taken in preparing the information provided, no responsibility will be taken for its accuracy nor for its use. In preparing this document, we have relied upon and assumed, without independent verification, the accuracy and completeness of all information supplied by or obtained from third parties. To the maximum extent permitted by law, neither we, nor our directors, employees or agents accept any liability for any loss arising in relation to this report.

Report executed: 2/12/2021 2:06:17 PM

10.15

Realised Gains/Losses

HUB 24

From 01/07/2020 to 30/06/2021

Account Name: Donel Pty Ltd ATF The Cooke Family Superannuation Fund (24030200 - Superfund (Corporate Trustee))

Adviser Name: Thomas Graham at Simmons Livingstone and Associates

Realised Capital Gains/Losses

Security	Sale Date	Tax Date (Note 2)	Units	Net Proceeds (\$)	Cost Base (Note 1) (\$)	Indexed Cost Base (Note 1) (\$)	Reduced Cost Base (Note 1) (\$)	Gross Gain - Discounted (Note 3) (\$)	Gross Gain - Other (Note 4) (\$)	Total Gain (Note 5) (\$)	Losses (\$)
AGL	23/09/2020	18/03/2020	2.000000	28.13	32.88	0.00	32.88	0.00	0.00	0.00	(4.75)
AGL	23/09/2020	18/03/2020	89.000000	1,251.67	1,463.07	0.00	1,463.07	0.00	0.00	0.00	(211.40)
Subtotal for AGL - AGL ENERGY LIMITED, ORDINARY			91.000000	1,279.80	1,495.95	0.00	1,495.95	0.00	0.00	0.00	(216.15)
AMC	26/02/2021	16/03/2020	2.000000	28.55	20.63	0.00	20.63	0.00	7.92	7.92	0.00
AMC	19/05/2021	16/03/2020	34.000000	526.82	350.76	0.00	350.76	176.06	0.00	176.06	0.00
AMC	19/05/2021	16/03/2020	2.000000	30.99	20.63	0.00	20.63	10.36	0.00	10.36	0.00
Subtotal for AMC - AMCOR PLC CD1:1:FOREXEMPT NVSE			38.000000	586.36	392.02	0.00	392.02	186.42	7.92	194.34	0.00
BHP	06/08/2020	16/03/2020	2.000000	79.22	51.14	0.00	51.14	0.00	28.08	28.08	0.00
BHP	06/08/2020	16/03/2020	17.000000	673.45	434.73	0.00	434.73	0.00	238.72	238.72	0.00
BHP	26/02/2021	16/03/2020	1.000000	49.38	25.57	0.00	25.57	0.00	23.81	23.81	0.00
BHP	19/05/2021	16/03/2020	13.000000	633.66	332.44	0.00	332.44	301.22	0.00	301.22	0.00
BHP	19/05/2021	16/03/2020	1.000000	48.74	25.57	0.00	25.57	23.17	0.00	23.17	0.00
Subtotal for BHP - BHP GROUP LIMITED ORDINARY			34.000000	1,484.45	869.45	0.00	869.45	324.39	290.61	615.00	0.00
BILL	15/12/2020	04/06/2020	1.000000	100.14	100.40	0.00	100.40	0.00	0.00	0.00	(0.26)
BILL	15/12/2020	04/06/2020	17.000000	1,702.46	1,706.72	0.00	1,706.72	0.00	0.00	0.00	(4.26)
BILL	26/02/2021	04/06/2020	7.000000	700.98	702.77	0.00	702.77	0.00	0.00	0.00	(1.79)
BILL	26/02/2021	04/06/2020	2.000000	200.28	200.79	0.00	200.79	0.00	0.00	0.00	(0.51)
Subtotal for BILL - ISHARES CORE CASH ETF UNITS			27.000000	2,703.86	2,710.68	0.00	2,710.68	0.00	0.00	0.00	(6.82)
CAR	06/08/2020	16/03/2020	23.000000	430.93	283.42	0.00	283.42	0.00	147.51	147.51	0.00
CAR	06/08/2020	16/03/2020	4.000000	74.94	49.29	0.00	49.29	0.00	25.65	25.65	0.00
CAR	26/02/2021	16/03/2020	1.000000	18.81	12.32	0.00	12.32	0.00	6.49	6.49	0.00
Subtotal for CAR - CARSALES.COM LTD, ORDINARY			28.000000	524.68	345.03	0.00	345.03	0.00	179.65	179.65	0.00

10.16

Realised Gains/Losses

HUB²⁴

From 01/07/2020 to 30/06/2021

Account Name: Donel Pty Ltd ATF The Cooke Family Superannuation Fund (24030200 - Superfund (Corporate Trustee))

Adviser Name: Thomas Graham at Simmons Livingstone and Associates

Realised Capital Gains/Losses

Security	Sale Date	Tax Date (Note 2)	Units	Net Proceeds (\$)	Cost Base (Note 1) (\$)	Indexed Cost Base (Note 1) (\$)	Reduced Cost Base (Note 1) (\$)	Gross Gain - Discounted (Note 3) (\$)	Gross Gain - Other (Note 4) (\$)	Total Gain (Note 5) (\$)	Losses (\$)
CBA	26/02/2021	11/12/2018	1.000000	81.65	68.44	0.00	68.44	13.21	0.00	13.21	0.00
Subtotal for CBA - COMMONWEALTH BANK ORDINARY			1.000000	81.65	68.44	0.00	68.44	13.21	0.00	13.21	0.00
DRR	15/12/2020	30/05/2019	1.000000	4.67	4.48	0.00	4.48	0.19	0.00	0.19	0.00
DRR	15/12/2020	30/05/2019	46.000000	214.49	205.95	0.00	205.95	8.54	0.00	8.54	0.00
DRR	15/12/2020	31/05/2019	42.000000	195.84	184.91	0.00	184.91	10.93	0.00	10.93	0.00
DRR	15/12/2020	29/05/2019	47.000000	219.15	203.46	0.00	203.46	15.69	0.00	15.69	0.00
DRR	15/12/2020	06/08/2019	51.000000	237.81	197.69	0.00	197.69	40.12	0.00	40.12	0.00
DRR	15/12/2020	10/03/2020	25.000000	116.57	87.89	0.00	87.89	0.00	28.68	28.68	0.00
DRR	15/12/2020	10/03/2020	3.000000	13.99	10.54	0.00	10.54	0.00	3.45	3.45	0.00
DRR	15/12/2020	19/03/2020	2.000000	9.33	6.11	0.00	6.11	0.00	3.22	3.22	0.00
Subtotal for DRR - DETERRA			217.000000	1,011.85	901.03	0.00	901.03	75.47	35.35	110.82	0.00
F100	26/02/2021	14/08/2019	1.000000	8.91	9.66	0.00	9.66	0.00	0.00	0.00	(0.75)
F100	26/02/2021	14/08/2019	9.000000	80.23	86.98	0.00	86.98	0.00	0.00	0.00	(6.75)
Subtotal for F100 - BETASHARES FTSE 100 ETF UNITS			10.000000	89.14	96.64	0.00	96.64	0.00	0.00	0.00	(7.50)
FUEL	26/02/2021	31/10/2019	9.000000	37.85	49.90	0.00	49.90	0.00	0.00	0.00	(12.05)
Subtotal for FUEL - BETA GLOBAL ENERGY ETF UNITS			9.000000	37.85	49.90	0.00	49.90	0.00	0.00	0.00	(12.05)
GPT	26/02/2021	10/03/2020	1.000000	4.28	5.61	0.00	5.61	0.00	0.00	0.00	(1.33)
GPT	26/02/2021	10/03/2020	2.000000	8.55	11.21	0.00	11.21	0.00	0.00	0.00	(2.66)
GPT	26/02/2021	25/10/2018	1.000000	4.28	4.92	0.00	4.92	0.00	0.00	0.00	(0.64)
Subtotal for GPT - GPT GROUP STAPLED SEC.			4.000000	17.11	21.74	0.00	21.74	0.00	0.00	0.00	(4.63)

10.17

Realised Gains/Losses

HUB 24

From 01/07/2020 to 30/06/2021

Account Name: Donel Pty Ltd ATF The Cooke Family Superannuation Fund (24030200 - Superfund (Corporate Trustee))

Adviser Name: Thomas Graham at Simmons Livingstone and Associates

Realised Capital Gains/Losses

Security	Sale Date	Tax Date (Note 2)	Units	Net Proceeds (\$)	Cost Base (Note 1) (\$)	Indexed Cost Base (Note 1) (\$)	Reduced Cost Base (Note 1) (\$)	Gross Gain - Discounted (Note 3) (\$)	Gross Gain - Other (Note 4) (\$)	Total Gain (Note 5) (\$)	Losses (\$)
IAG	26/02/2021	05/03/2020	5.000000	25.15	34.10	0.00	34.10	0.00	0.00	0.00	(8.95)
Subtotal for IAG - INSURANCE AUSTRALIA ORDINARY			5.000000	25.15	34.10	0.00	34.10	0.00	0.00	0.00	(8.95)
IEM	26/02/2021	25/10/2018	1.000000	69.16	54.29	0.00	54.29	14.87	0.00	14.87	0.00
Subtotal for IEM - ISHS MSCI EMG MKTETF ETF UNITS			1.000000	69.16	54.29	0.00	54.29	14.87	0.00	14.87	0.00
IEU	26/02/2021	20/02/2018	2.000000	124.94	120.49	0.00	120.49	4.45	0.00	4.45	0.00
Subtotal for IEU - ISHS EUROPE ETF ETF UNITS			2.000000	124.94	120.49	0.00	120.49	4.45	0.00	4.45	0.00
IJP	26/02/2021	20/02/2018	3.000000	262.39	233.20	0.00	233.20	29.19	0.00	29.19	0.00
Subtotal for IJP - ISHS MSCI JAPAN ETF ETF UNITS			3.000000	262.39	233.20	0.00	233.20	29.19	0.00	29.19	0.00
IKO	23/09/2020	20/02/2018	1.000000	89.89	96.11	0.00	96.11	0.00	0.00	0.00	(6.22)
IKO	23/09/2020	20/02/2018	14.000000	1,252.84	1,345.48	0.00	1,345.48	0.00	0.00	0.00	(92.64)
IKO	23/09/2020	11/09/2018	17.000000	1,521.30	1,556.49	0.00	1,556.49	0.00	0.00	0.00	(35.19)
IKO	23/09/2020	25/10/2018	6.000000	536.93	495.54	0.00	495.54	41.39	0.00	41.39	0.00
Subtotal for IKO - ISHARES MSCI SK ETF ETF UNITS			38.000000	3,400.96	3,493.62	0.00	3,493.62	41.39	0.00	41.39	(134.05)
ILB	15/12/2020	20/02/2018	14.000000	1,873.93	1,613.88	0.00	1,613.88	260.05	0.00	260.05	0.00
Subtotal for ILB - ISHARES GOV INFL ETF UNITS			14.000000	1,873.93	1,613.88	0.00	1,613.88	260.05	0.00	260.05	0.00
ILU	26/02/2021	30/05/2019	2.000000	14.86	10.90	0.00	10.90	3.96	0.00	3.96	0.00
ILU	26/02/2021	30/05/2019	3.000000	22.29	16.36	0.00	16.36	5.93	0.00	5.93	0.00
ILU	19/05/2021	30/05/2019	42.000000	345.14	228.99	0.00	228.99	116.15	0.00	116.15	0.00
ILU	19/05/2021	31/05/2019	22.000000	180.79	117.96	0.00	117.96	62.83	0.00	62.83	0.00
Subtotal for ILU - ILUKA RESOURCES ORDINARY			69.000000	563.08	374.21	0.00	374.21	188.87	0.00	188.87	0.00
LNK	15/10/2020	29/05/2019	32.000000	157.25	249.29	0.00	249.29	0.00	0.00	0.00	(92.04)

10.18

Realised Gains/Losses



From 01/07/2020 to 30/06/2021

Account Name: Donel Pty Ltd ATF The Cooke Family Superannuation Fund (24030200 - Superfund (Corporate Trustee))

Adviser Name: Thomas Graham at Simmons Livingstone and Associates

Realised Capital Gains/Losses

Security	Sale Date	Tax Date (Note 2)	Units	Net Proceeds (\$)	Cost Base (Note 1) (\$)	Indexed Cost Base (Note 1) (\$)	Reduced Cost Base (Note 1) (\$)	Gross Gain - Discounted (Note 3) (\$)	Gross Gain - Other (Note 4) (\$)	Total Gain (Note 5) (\$)	Losses (\$)
LNK	15/10/2020	29/05/2019	3.000000	14.74	23.37	0.00	23.37	0.00	0.00	0.00	(8.63)
LNK	15/10/2020	30/05/2019	60.000000	294.84	466.32	0.00	466.32	0.00	0.00	0.00	(171.48)
LNK	15/10/2020	31/05/2019	9.000000	44.23	54.45	0.00	54.45	0.00	0.00	0.00	(10.22)
LNK	15/10/2020	31/05/2019	1.000000	4.92	6.05	0.00	6.05	0.00	0.00	0.00	(1.13)
LNK	16/10/2020	31/05/2019	47.000000	227.52	284.33	0.00	284.33	0.00	0.00	0.00	(56.81)
LNK	16/10/2020	05/06/2019	1.000000	4.84	5.61	0.00	5.61	0.00	0.00	0.00	(0.77)
LNK	16/10/2020	05/06/2019	53.000000	256.57	296.91	0.00	296.91	0.00	0.00	0.00	(40.34)
Subtotal for LNK - LINK ADMIN HLDG ORDINARY			206.000000	1,004.91	1,386.33	0.00	1,386.33	0.00	0.00	0.00	(381.42)
OSH	15/12/2020	23/09/2020	11.000000	40.23	30.94	0.00	30.94	0.00	9.29	9.29	0.00
OSH	15/12/2020	23/09/2020	119.000000	435.17	334.71	0.00	334.71	0.00	100.46	100.46	0.00
OSH	26/02/2021	23/09/2020	1.000000	4.25	2.81	0.00	2.81	0.00	1.44	1.44	0.00
Subtotal for OSH - OIL SEARCH LTD ORDINARY			131.000000	479.65	368.46	0.00	368.46	0.00	111.19	111.19	0.00
OZL	23/09/2020	16/12/2019	26.000000	373.85	298.85	0.00	298.85	0.00	75.00	75.00	0.00
OZL	23/09/2020	16/12/2019	1.000000	14.38	11.49	0.00	11.49	0.00	2.89	2.89	0.00
OZL	15/12/2020	16/12/2019	73.000000	1,339.53	839.08	0.00	839.08	0.00	500.45	500.45	0.00
OZL	15/12/2020	19/03/2020	1.000000	18.35	6.27	0.00	6.27	0.00	12.08	12.08	0.00
Subtotal for OZL - OZ MINERALS ORDINARY			101.000000	1,746.11	1,155.69	0.00	1,155.69	0.00	590.42	590.42	0.00
SCG	26/02/2021	25/10/2018	12.000000	34.42	48.64	0.00	48.64	0.00	0.00	0.00	(14.22)
Subtotal for SCG - SCENTRE GRP STAPLED			12.000000	34.42	48.64	0.00	48.64	0.00	0.00	0.00	(14.22)
SHL	06/08/2020	20/02/2018	24.000000	794.33	579.05	0.00	579.05	215.28	0.00	215.28	0.00
SHL	06/08/2020	25/10/2018	15.000000	496.46	344.62	0.00	344.62	151.84	0.00	151.84	0.00
SHL	06/08/2020	25/10/2018	6.000000	198.58	137.85	0.00	137.85	60.73	0.00	60.73	0.00
SHL	06/08/2020	17/12/2018	1.000000	33.10	22.55	0.00	22.55	10.55	0.00	10.55	0.00
Subtotal for SHL - SONIC HEALTHCARE ORDINARY			46.000000	1,522.47	1,084.07	0.00	1,084.07	438.40	0.00	438.40	0.00

10/19

Realised Gains/Losses

From 01/07/2020 to 30/06/2021

Account Name: Donel Pty Ltd ATF The Cooke Family Superannuation Fund (24030200 - Superfund (Corporate Trustee))

Adviser Name: Thomas Graham at Simmons Livingstone and Associates

Realised Capital Gains/Losses

Security	Sale Date	Tax Date (Note 2)	Units	Net Proceeds (\$)	Cost Base (Note 1) (\$)	Indexed Cost Base (Note 1) (\$)	Reduced Cost Base (Note 1) (\$)	Gross Gain - Discounted (Note 3) (\$)	Gross Gain - Other (Note 4) (\$)	Total Gain (Note 5) (\$)	Losses (\$)
TLS	23/09/2020	19/03/2020	1.000000	2.85	3.24	0.00	3.24	0.00	0.00	0.00	(0.39)
TLS	23/09/2020	19/03/2020	2.000000	5.70	6.48	0.00	6.48	0.00	0.00	0.00	(0.78)
TLS	23/09/2020	25/10/2018	11.000000	31.37	33.87	0.00	33.87	0.00	0.00	0.00	(2.50)
TLS	23/09/2020	25/10/2018	157.000000	447.64	483.43	0.00	483.43	0.00	0.00	0.00	(35.79)
TLS	26/02/2021	25/10/2018	2.000000	6.18	6.16	0.00	6.16	0.02	0.00	0.02	0.00
TLS	19/05/2021	25/10/2018	127.000000	431.90	391.06	0.00	391.06	40.84	0.00	40.84	0.00
TLS	19/05/2021	06/05/2020	240.000000	816.18	735.70	0.00	735.70	80.48	0.00	80.48	0.00
TLS	19/05/2021	06/05/2020	3.000000	10.20	9.20	0.00	9.20	1.00	0.00	1.00	0.00
TLS	19/05/2021	17/12/2018	3.000000	10.21	8.65	0.00	8.65	1.56	0.00	1.56	0.00
TLS	19/05/2021	17/12/2018	3.000000	10.21	8.65	0.00	8.65	1.56	0.00	1.56	0.00
Subtotal for TLS - TELSTRA CORPORATION. ORDINARY			549.000000	1,772.44	1,686.44	0.00	1,686.44	125.46	0.00	125.46	(39.46)
URW	13/11/2020	20/03/2020	211.000000	780.45	1,122.06	0.00	1,122.06	0.00	0.00	0.00	(341.61)
Subtotal for URW - UNIBAILRODAWESTFIELD CDI 20:1			211.000000	780.45	1,122.06	0.00	1,122.06	0.00	0.00	0.00	(341.61)
VEQ	26/02/2021	05/04/2018	1.000000	56.13	54.77	0.00	54.77	1.36	0.00	1.36	0.00
Subtotal for VEQ - VGD FTSE EUR SHARES ETF UNITS			1.000000	56.13	54.77	0.00	54.77	1.36	0.00	1.36	0.00
VGE	26/02/2021	11/09/2018	2.000000	150.82	126.28	0.00	126.28	24.54	0.00	24.54	0.00
Subtotal for VGE - VNGD EMERGING MKT ETF UNITS			2.000000	150.82	126.28	0.00	126.28	24.54	0.00	24.54	0.00
WBC	26/02/2021	16/12/2019	2.000000	47.89	49.79	0.00	49.79	0.00	0.00	0.00	(1.90)
Subtotal for WBC - WESTPAC BANKING CORP ORDINARY			2.000000	47.89	49.79	0.00	49.79	0.00	0.00	0.00	(1.90)
WHC	26/02/2021	16/12/2019	9.000000	13.79	24.66	0.00	24.66	0.00	0.00	0.00	(10.87)
WHC	19/05/2021	16/12/2019	409.000000	557.26	1,120.49	0.00	1,120.49	0.00	0.00	0.00	(563.23)

10.20

Realised Gains/Losses



From 01/07/2020 to 30/06/2021

Account Name: Donel Pty Ltd ATF The Cooke Family Superannuation Fund (24030200 - Superfund (Corporate Trustee))

Adviser Name: Thomas Graham at Simmons Livingstone and Associates

Realised Capital Gains/Losses

Security	Sale Date	Tax Date (Note 1)	Units	Net Proceeds (\$)	Cost Base (Note 1) (\$)	Indexed Cost Base (Note 1) (\$)	Reduced Cost Base (Note 1) (\$)	Gross Gain - Discounted (Note 3) (\$)	Gross Gain - Other (Note 4) (\$)	Total Gain (Note 5) (\$)	Losses (\$)
WHC	19/05/2021	10/03/2020	3.000000	4.09	5.24	0.00	5.24	0.00	0.00	0.00	(1.15)
WHC	19/05/2021	19/03/2020	4.000000	5.45	5.98	0.00	5.98	0.00	0.00	0.00	(0.53)
WHC	19/05/2021	23/09/2020	485.000000	660.81	453.20	0.00	453.20	0.00	207.61	207.61	0.00
Subtotal for WHC - WHITEHAVEN COAL ORDINARY			910.000000	1,241.40	1,609.57	0.00	1,609.57	0.00	207.61	207.61	(575.78)
WPL	26/02/2021	25/10/2018	1.000000	24.70	33.82	0.00	33.82	0.00	0.00	0.00	(9.12)
WPL	26/02/2021	11/12/2018	1.000000	24.70	30.92	0.00	30.92	0.00	0.00	0.00	(6.22)
Subtotal for WPL - WOODSIDE PETROLEUM ORDINARY			2.000000	49.40	64.74	0.00	64.74	0.00	0.00	0.00	(15.34)
Managed Fund (Long)											
INT0011AU	01/03/2021	21/02/2018	345.443330	365.41	342.63	0.00	342.63	22.78	0.00	22.78	0.00
Subtotal for INT0011AU - Morningstar Multi-Asset Real Return Fund - Z			345.443330	365.41	342.63	0.00	342.63	22.78	0.00	22.78	0.00
INT0016AU	24/09/2020	21/02/2018	6,337.330000	3,213.66	3,105.60	0.00	3,105.60	108.06	0.00	108.06	0.00
INT0016AU	01/03/2021	21/02/2018	100.791420	61.10	49.39	0.00	49.39	11.71	0.00	11.71	0.00
Subtotal for INT0016AU - Morningstar International Shares (Hedged) Fund - Class Z			6,438.121420	3,274.76	3,154.99	0.00	3,154.99	119.77	0.00	119.77	0.00
INT0017AU	01/03/2021	21/02/2018	339.261970	346.27	331.88	0.00	331.88	14.39	0.00	14.39	0.00
Subtotal for INT0017AU - Morningstar International Shares (Unhedged) Fund - Class Z			339.261970	346.27	331.88	0.00	331.88	14.39	0.00	14.39	0.00
INT0082AU	01/03/2021	21/02/2018	12.357730	12.24	12.24	0.00	12.24	0.00	0.00	0.00	0.00
Subtotal for INT0082AU - Morningstar International Bonds (Hedged) Fund - Class Z			12.357730	12.24	12.24	0.00	12.24	0.00	0.00	0.00	0.00
Total			27,021.13	25,473.25	25,473.25	0.00	25,473.25	1,885.01	1,422.75	3,307.76	(1,759.88)

Note 1: The calculation of the Cost Base, Reduced Cost Base and Indexed Cost Base for parcels belonging in holdings outside the Service/Fund, and for parcels that were held prior to the introduction of the Service/Fund, have been based on data records supplied by investors or their advisers. Cost base is the cost base for tax purposes.

17.21

Realised Gains/Losses

HUB²⁴

From 01/07/2020 to 30/06/2021

Account Name: Donel Pty Ltd ATF The Cooke Family Superannuation Fund (24030200 - Superfund (Corporate Trustee))

Adviser Name: Thomas Graham at Simmons Livingstone and Associates

Note 2: Tax Date represents the effective date for the purpose of calculating the cost base for the parcel and any subsequent determination of capital gains for tax purposes. Generally, this is also the parcel's acquisition date.

Note 3: The Capital Gains under the discount method have been calculated prior to the application of the discount.

Note 4: Indexation of cost bases applies to assets acquired prior to 21 September 1999 and was 'frozen' on 30 September 1999 (i.e. no further indexation of the asset's cost base applies after that date). When a particular parcel of a security is eligible for indexation gains, it is shown in this column and is determined using the security's indexed cost base. Also shown in this column are capital gains that are not eligible for the CGT Discount due to the asset being held less than 12 months.

Note 5: The Total Gain for any parcel has been determined using the method that results in the optimal result (according to the criteria specified by the investor or his/her adviser) for that parcel considered in isolation. The Total Gain is the sum of Gross Gain - Discount and Gross Gain - Other, with Gross Gain - Other being used when the parcel has been held for less than a year or when frozen indexation applies.

Note 6: Some tax deferred, return of capital and AMIT cost base decrease components of distributions shown as non-assessable income may have been reclassified as realised capital gains for tax purposes, if they have given rise to a capital gains event. Where this has occurred, no units have been sold, so the quantity shown under the Units column will be 0 and the Security Sale Date represents the CGT Event date of the relevant distribution.

Note 7: In addition to the classifications of capital gains based on the method of calculation, new classifications have been introduced that are relevant for non-resident investors only, including "NCMI capital gains" and "Excluded from NCMI capital gains". These amounts are included in those shown in this schedule, but the new classifications are not shown. Please refer to the Tax Guide for additional information.

Note 8: Any amounts are reflective of current investment positions only, and do not represent a guarantee of benefit as the positions may not include tax payable to the Australian Taxation Office (ATO), fees or other deductions or credits. The actual amount payable will be determined at the time a payment is made. If your holdings include managed funds, property trusts or ETF's then reports are likely to be inaccurate or incomplete due to estimated data being provided - finalised data may not be available until some time after 30 June (in particular franking credits on managed fund distributions).

Note 9: For Accountholders in the Investment Service (including SMSFs), tax payable to the ATO may need to be paid outside the Service in a tax return or as directed by an accountant - to facilitate this a finalised Annual Tax Statement will be separately provided some time after 30 June each year.

Note 10: For Accountholders in the Superannuation Fund, tax is deducted from your account within the Fund at the time payment is made to the ATO and will be reflected as a Withdrawal from your account. Therefore, the tax liability at any point in time may not be reflected in the investment account balance. Tax may need to be paid on superannuation contributions, dividends, distributions, interest, and realised capital gains. The Tax payable to the ATO for a particular year generally cannot be finalised until after 30 June although provisional amounts may be withdrawn at earlier intervals. Members should note that the Government has placed restrictions (known as "Preservation" rules) on when superannuation benefits can be received - refer to the Product Disclosure Statement for more information.

Disclaimer:

Reports run before the end of the financial year are likely to be inaccurate or incomplete due to estimated data being provided to us. For Accountholders in the Investment Service (including SMSFs), we will provide a Final Annual Tax Statement based on the final data provided to us. While every effort is made to provide accurate and complete information, we do not warrant or represent that the information in this Annual Tax Statement is free from errors or omissions or is suitable for your intended use, and we do not accept any liability any loss or damage suffered by the recipient of this information or any other person. The taxation information contained in this document is not taxation advice and should not be relied upon as such.

10.22

Interest - Detail

From 1/07/2020 to 30/06/2021

Account Name: Donel Pty Ltd ATF The Cooke Family Superannuation Fund (24030200 - Superfund (Corporate Trustee))

Adviser Name: Thomas Graham at Simmons Livingstone and Associates



This schedule contains no information and has intentionally been left blank.

10.23

Expenses - Detail

HUB²⁴

From 1/07/2020 to 30/06/2021

Account Name: Donel Pty Ltd ATF The Cooke Family Superannuation Fund (24030200 - Superfund (Corporate Trustee))

Adviser Name: Thomas Graham at Simmons Livingstone and Associates

Source	Managed Portfolio	Type	Date Paid	Deductible Amount (\$)	GST (\$)	Non-Deductible Amount (\$)	GST (\$)
Promoter Fee Jun 2020 - Infocus Securities Australia Pty Ltd		Promoter Fees	3/07/2020	61.35	2.64	0.00	0.00
Portfolio Service Fees Jun 2020 - Hub24		Portfolio Service Fees	3/07/2020	93.16	2.27	0.00	0.00
Adviser Fee Jun 2020		Adviser Fee	3/07/2020	229.14	5.59	0.00	0.00
Investment Management Fee Jun 2020 - Infocus High Growth Portfolio		Investment Management Fee	3/07/2020	80.76	1.97	0.00	0.00
Promoter Fee Jul 2020 - Infocus Securities Australia Pty Ltd		Promoter Fees	6/08/2020	63.66	2.74	0.00	0.00
Portfolio Service Fees Jul 2020 - Hub24		Portfolio Service Fees	6/08/2020	100.06	2.56	0.00	0.00
Adviser Fee Jul 2020		Adviser Fee	6/08/2020	237.42	5.79	0.00	0.00
Investment Management Fee Jul 2020 - Infocus High Growth Portfolio		Investment Management Fee	6/08/2020	82.81	2.02	0.00	0.00
Promoter Fee Aug 2020 - Infocus Securities Australia Pty Ltd		Promoter Fees	3/09/2020	64.91	2.79	0.00	0.00
Portfolio Service Fees Aug 2020 - Hub24		Portfolio Service Fees	3/09/2020	108.60	3.04	0.00	0.00
Adviser Fee Aug 2020		Adviser Fee	3/09/2020	237.42	5.79	0.00	0.00
Investment Management Fee Aug 2020 - Infocus High Growth Portfolio		Investment Management Fee	3/09/2020	82.90	2.02	0.00	0.00
Expense Recovery 19/20		Portfolio Service Fees	2/10/2020	38.95	0.95	0.00	0.00
Promoter Fee Sep 2020 - Infocus Securities Australia Pty Ltd		Promoter Fees	5/10/2020	29.31	1.26	0.00	0.00
Portfolio Service Fees Sep 2020 - Hub24		Portfolio Service Fees	5/10/2020	104.89	2.93	0.00	0.00
Adviser Fee Sep 2020		Adviser Fee	5/10/2020	229.77	5.61	0.00	0.00
Investment Management Fee Sep 2020 - Infocus High Growth Portfolio		Investment Management Fee	5/10/2020	78.90	1.93	0.00	0.00
Portfolio Service Fees Oct 2020 - Hub24		Portfolio Service Fees	4/11/2020	109.13	3.05	0.00	0.00
Adviser Fee Oct 2020		Adviser Fee	4/11/2020	237.42	5.79	0.00	0.00
Investment Management Fee Oct 2020 - Infocus High Growth Portfolio		Investment Management Fee	4/11/2020	81.66	2.00	0.00	0.00
Promoter Fee Reversal		Promoter Fees	4/11/2020	-157.88	-6.80	0.00	0.00

10.24

Expenses - Detail

HUB²⁴

From 1/07/2020 to 30/06/2021

Account Name: Donel Pty Ltd ATF The Cooke Family Superannuation Fund (24030200 - Superfund (Corporate Trustee))

Adviser Name: Thomas Graham at Simmons Livingstone and Associates

Source	Managed Portfolio	Type	Date Paid	Deductible Amount (\$)	GST (\$)	Non-Deductible Amount (\$)	GST (\$)
Portfolio Service Fees Nov 2020 - Hub24		Portfolio Service Fees	3/12/2020	107.12	2.98	0.00	0.00
Adviser Fee Nov 2020		Adviser Fee	3/12/2020	229.77	5.61	0.00	0.00
Investment Management Fee Nov 2020 - Infocus High Growth Portfolio		Investment Management Fee	3/12/2020	82.62	2.01	0.00	0.00
Portfolio Service Fees Dec 2020 - Hub24		Portfolio Service Fees	5/01/2021	112.19	3.12	0.00	0.00
Adviser Fee Dec 2020		Adviser Fee	5/01/2021	237.42	5.79	0.00	0.00
Investment Management Fee Dec 2020 - Infocus High Growth Portfolio		Investment Management Fee	5/01/2021	89.28	2.18	0.00	0.00
Portfolio Service Fees Jan 2021 - Hub24		Portfolio Service Fees	3/02/2021	112.74	3.13	0.00	0.00
Adviser Fee Jan 2021		Adviser Fee	3/02/2021	237.42	5.79	0.00	0.00
Investment Management Fee Jan 2021 - Infocus High Growth Portfolio		Investment Management Fee	3/02/2021	90.81	2.21	0.00	0.00
Portfolio Service Fees Feb 2021 - Hub24		Portfolio Service Fees	4/03/2021	102.56	2.84	0.00	0.00
Adviser Fee Feb 2021		Adviser Fee	4/03/2021	214.45	5.23	0.00	0.00
Investment Management Fee Feb 2021 - Infocus High Growth Portfolio		Investment Management Fee	4/03/2021	82.57	2.02	0.00	0.00
Portfolio Service Fees Mar 2021 - Hub24		Portfolio Service Fees	8/04/2021	113.68	3.15	0.00	0.00
Adviser Fee Mar 2021		Adviser Fee	8/04/2021	237.42	5.79	0.00	0.00
Investment Management Fee Mar 2021 - Infocus High Growth Portfolio		Investment Management Fee	8/04/2021	92.65	2.26	0.00	0.00
Portfolio Service Fees Apr 2021 - Hub24		Portfolio Service Fees	5/05/2021	111.34	3.09	0.00	0.00
Adviser Fee Apr 2021		Adviser Fee	5/05/2021	229.77	5.61	0.00	0.00
Investment Management Fee Apr 2021 - Infocus High Growth Portfolio		Investment Management Fee	5/05/2021	90.63	2.21	0.00	0.00
Portfolio Service Fees May 2021 - Hub24		Portfolio Service Fees	4/06/2021	115.49	3.20	0.00	0.00
Adviser Fee May 2021		Adviser Fee	4/06/2021	237.42	5.79	0.00	0.00
Investment Management Fee May 2021 - Infocus High Growth Portfolio		Investment Management Fee	4/06/2021	94.17	2.30	0.00	0.00
Total				5,215.86	132.25	0.00	0.00

10.25

Expenses - Detail

From 1/07/2020 to 30/06/2021

Account Name: Donel Pty Ltd ATF The Cooke Family Superannuation Fund (24030200 - Superfund (Corporate Trustee))

Adviser Name: Thomas Graham at Simmons Livingstone and Associates

Note 1: Refer to the Statement of Advice (SOA) and/or Financial Services Guide (FSG) of your Adviser for details of fees payable to your Adviser and/or Dealer Group. Most fees charged to your account are assumed to be deductible for tax purposes – however we assume the contribution fee is not deductible. You should check your individual circumstances with your tax adviser.

10-26

Franking Credits Lost - Holding Period Rule

From 1/07/2020 to 30/06/2021

Account Name: Donel Pty Ltd ATF The Cooke Family Superannuation Fund (24030200 - Superfund (Corporate Trustee))

Adviser Name: Thomas Graham at Simmons Livingstone and Associates

This schedule contains no information and has intentionally been left blank.

Investment Transactions Report

HUB²⁴

From 01/07/2020 to 30/06/2021

Account Name: Donel Pty Ltd ATF The Cooke Family Superannuation Fund (24030200 - Superfund (Corporate Trustee))

Adviser Name: Thomas Graham at Simmons Livingstone and Associates

Transaction	Trade Date	Order Date	Status	Settle Date *	Asset Code	Asset Name	Units	Price (\$)	Consideration (\$)	GST (\$)	Fees (\$)	Total Cost / Net Proceeds (\$)
Buy	13/07/20	10/07/20	Settled	14/07/20	VAN0111AU	Vanguard High Growth Index Fund w/s	1,718.750000	1.6107	2,768.39	0.00	0.00	(2,768.39)
Buy	15/07/20	14/07/20	Settled	16/07/20	MIA0001AU	MFS Global Equity Trust	2,237.168901	1.9554	4,374.56	0.00	0.00	(4,374.56)
Buy	16/07/20	15/07/20	Settled	17/07/20	CSA0131AU	Aberdeen Standard Australian Small Companies Fund	970.720000	3.1202	3,028.83	0.00	0.00	(3,028.83)
Buy	17/07/20	16/07/20	Settled	21/07/20	MGE0007AU	Magellan Global Fund (Hedged)	838.244500	1.7511	1,467.85	0.00	0.00	(1,467.85)
Sell	06/08/20	06/08/20	Settled	06/08/20	BHP	BHP GROUP LIMITED ORDINARY	(2.000000)	39.6550	(79.31)	0.00	0.09	79.22
Sell	06/08/20	06/08/20	Settled	10/08/20	BHP	BHP GROUP LIMITED ORDINARY	(17.000000)	39.6582	(674.19)	0.01	0.74	673.45
Sell	06/08/20	06/08/20	Settled	10/08/20	CAR	CARSALLES.COM LTD. ORDINARY	(23.000000)	18.7565	(431.40)	0.01	0.47	430.93
Sell	06/08/20	06/08/20	Settled	06/08/20	CAR	CARSALLES.COM LTD. ORDINARY	(4.000000)	18.7575	(75.03)	0.00	0.09	74.94
Sell	06/08/20	06/08/20	Settled	06/08/20	SHL	SONIC HEALTHCARE ORDINARY	(1.000000)	33.1300	(33.13)	0.00	0.03	33.10
Sell	06/08/20	06/08/20	Settled	10/08/20	SHL	SONIC HEALTHCARE ORDINARY	(45.000000)	33.1336	(1,491.01)	0.04	1.64	1,489.37
Sell	23/09/20	23/09/20	Settled	23/09/20	AGL	AGL ENERGY LIMITED. ORDINARY	(2.000000)	14.0800	(28.16)	0.00	0.03	28.13
Sell	23/09/20	23/09/20	Settled	25/09/20	AGL	AGL ENERGY LIMITED. ORDINARY	(89.000000)	14.0792	(1,253.05)	0.04	1.38	1,251.67
Buy	23/09/20	23/09/20	Settled	25/09/20	BILL	ISHARES CORE CASH ETF UNITS	18.000000	100.2700	1,804.86	0.05	1.98	(1,806.84)
Buy	23/09/20	23/09/20	Settled	23/09/20	BILL	ISHARES CORE CASH ETF UNITS	1.000000	100.2700	100.27	0.00	0.11	(100.38)
Buy	23/09/20	23/09/20	Settled	25/09/20	BXB	BRAMBLES LIMITED ORDINARY	40.000000	10.7135	428.54	0.01	0.47	(429.01)
Buy	23/09/20	23/09/20	Settled	23/09/20	BXB	BRAMBLES LIMITED ORDINARY	13.000000	10.7138	139.28	0.00	0.15	(139.43)
Buy	23/09/20	23/09/20	Settled	23/09/20	F100	BETASHARES FTSE 100 ETF UNITS	3.000000	8.0000	24.00	0.00	0.02	(24.02)
Buy	23/09/20	23/09/20	Settled	25/09/20	F100	BETASHARES FTSE 100 ETF UNITS	483.000000	8.0600	3,892.98	0.10	3.99	(3,896.97)
Buy	23/09/20	23/09/20	Settled	25/09/20	FUEL	BETA GLOBAL ENERGY ETF UNITS	541.000000	3.0900	1,671.69	0.05	1.72	(1,673.41)
Buy	23/09/20	23/09/20	Settled	23/09/20	FUEL	BETA GLOBAL ENERGY ETF UNITS	9.000000	3.1800	28.62	0.00	0.03	(28.65)
Buy	23/09/20	23/09/20	Settled	25/09/20	IAF	ISHARES COMP BND. ETF UNITS	17.000000	116.8194	1,985.93	0.05	2.19	(1,988.12)
Buy	23/09/20	23/09/20	Settled	23/09/20	IAF	ISHARES COMP BND. ETF UNITS	1.000000	116.8200	116.82	0.00	0.13	(116.95)

Note: All fees are inclusive of GST and where eligible are net of any Reduced Input Tax Credits.

The information in this report is of a general nature only and does not take into account your personal objectives, financial situation or needs. Any amounts are reflective of your current investment positions only, and do not represent a guarantee of benefit as the positions may not include tax payable, fees or other deductions or credits. The actual amount payable will be determined at the time a payment is made. For superannuation members - the Government has placed restrictions (known as "Preservation" rules) on when superannuation benefits can be received - refer to the Product Disclosure Statement for more information. Whilst reasonable care has been taken in preparing the information provided, no responsibility will be taken for its accuracy nor for its use. In preparing this document, we have relied upon and assumed, without independent verification, the accuracy and completeness of all information supplied by or obtained from third parties. To the maximum extent permitted by law, neither we, nor our directors, employees or agents accept any liability for any loss arising in relation to this report.

Report executed: 2/12/2021 2:06:25 PM

10.28

Investment Transactions Report

HUB²⁴

From 01/07/2020 to 30/06/2021

Account Name: Donel Pty Ltd ATF The Cooke Family Superannuation Fund (24030200 - Superfund (Corporate Trustee))

Adviser Name: Thomas Graham at Simmons Livingstone and Associates

Transaction	Trade Date	Order Date	Status	Settle Date *	Asset Code	Asset Name	Units	Price (\$)	Consideration (\$)	GST (\$)	Fees Total Cost / Net Proceeds (\$)
Buy	23/09/20	23/09/20	Settled	23/09/20	IAG	INSURANCE AUSTRALIA ORDINARY	2.000000	4.5750	9.15	0.00	0.01 (9.16)
Buy	23/09/20	23/09/20	Settled	25/09/20	IAG	INSURANCE AUSTRALIA ORDINARY	85.000000	4.5728	388.69	0.01	0.43 (389.12)
Sell	23/09/20	23/09/20	Settled	25/09/20	IKO	ISHARES MSCI SK ETF ETF UNITS	(37.000000)	89.5800	(3,314.46)	0.08	3.39 3,311.07
Sell	23/09/20	23/09/20	Settled	23/09/20	IKO	ISHARES MSCI SK ETF ETF UNITS	(1.000000)	89.9900	(89.99)	0.00	0.10 89.89
Buy	23/09/20	23/09/20	Settled	25/09/20	OSH	OIL SEARCH LTD ORDINARY	170.000000	2.8095	477.62	0.01	0.53 (478.15)
Sell	23/09/20	23/09/20	Settled	25/09/20	OZL	OZ MINERALS ORDINARY	(26.000000)	14.3946	(374.26)	0.01	0.41 373.85
Sell	23/09/20	23/09/20	Settled	23/09/20	OZL	OZ MINERALS ORDINARY	(1.000000)	14.3900	(14.39)	0.00	0.01 14.38
Sell	23/09/20	23/09/20	Settled	25/09/20	TLS	TELSTRA CORPORATION. ORDINARY	(157.000000)	2.8544	(448.14)	0.01	0.50 447.64
Sell	23/09/20	23/09/20	Settled	23/09/20	TLS	TELSTRA CORPORATION. ORDINARY	(14.000000)	2.8543	(39.96)	0.00	0.04 39.92
Buy	23/09/20	23/09/20	Settled	25/09/20	WHC	WHITEHAVEN COAL ORDINARY	485.000000	0.9334	452.70	0.01	0.50 (453.20)
Sell	24/09/20	23/09/20	Settled	01/10/20	INT0016AU	Morningstar International Shares (Hedged) Fund - Class Z	(6,337.330000)	0.5071	(3,213.66)	0.00	0.00 3,213.66
Buy	12/10/20	09/10/20	Settled	13/10/20	VAN0111AU	Vanguard High Growth Index Fund w/s	1,196.740000	1.6726	2,001.66	0.00	0.00 (2,001.66)
Sell	15/10/20	15/10/20	Settled	19/10/20	LNK	LINK ADMIN HLDG ORDINARY	(104.000000)	4.9194	(511.62)	0.01	0.56 511.06
Sell	15/10/20	15/10/20	Settled	15/10/20	LNK	LINK ADMIN HLDG ORDINARY	(1.000000)	4.9200	(4.92)	0.00	0.00 4.92
Sell	16/10/20	16/10/20	Settled	20/10/20	LNK	LINK ADMIN HLDG ORDINARY	(101.000000)	4.8462	(489.47)	0.01	0.54 488.93
Gain Through Reconstruction	23/10/20		Settled	28/10/20	DRR	DETERRA	217.000000	4.8700	1,056.79	0.00	0.00 (1,056.79)
Sell	13/11/20	13/11/20	Settled	17/11/20	URW	UNIBAILRODWESTFIELD CDI 20:1	(211.000000)	3.7029	(781.31)	0.02	0.86 780.45
Buy	15/12/20	15/12/20	Settled	15/12/20	A2M	THE A2 MILK COMPANY ORDINARY	1.000000	13.3100	13.31	0.00	0.01 (13.32)
Buy	15/12/20	15/12/20	Settled	17/12/20	A2M	THE A2 MILK COMPANY ORDINARY	100.000000	13.3114	1,331.14	0.04	1.46 (1,332.60)
Buy	15/12/20	15/12/20	Settled	15/12/20	APX	APPEN LIMITED ORDINARY	4.000000	24.7475	98.99	0.00	0.11 (99.10)
Buy	15/12/20	15/12/20	Settled	17/12/20	APX	APPEN LIMITED ORDINARY	53.000000	24.7464	1,311.56	0.04	1.44 (1,313.00)

Note: All fees are inclusive of GST and where eligible are net of any Reduced Input Tax Credits.

The information in this report is of a general nature only and does not take into account your personal objectives, financial situation or needs. Any amounts are reflective of your current investment positions only, and do not represent a guarantee of benefit as the positions may not include tax payable, fees or other deductions or credits. The actual amount payable will be determined at the time a payment is made. For superannuation members - the Government has placed restrictions (known as "preservation" rules) on when superannuation benefits can be received - refer to the Product Disclosure Statement for more information. Whilst reasonable care has been taken in preparing the information provided, no responsibility will be taken for its accuracy nor for its use. In preparing this document, we have relied upon and assumed, without independent verification, the accuracy and completeness of all information supplied by or obtained from third parties. To the maximum extent permitted by law, neither we, nor our directors, employees or agents accept any liability for any loss arising in relation to this report.

Report executed: 2/12/2021 2:06:25 PM

10.29

Investment Transactions Report



From 01/07/2020 to 30/06/2021

Account Name: Donel Pty Ltd ATF The Cooke Family Superannuation Fund (24030200 - Superfund (Corporate Trustee))

Adviser Name: Thomas Graham at Simmons Livingstone and Associates

Transaction	Trade Date	Order Date	Status	Settle Date *	Asset Code	Asset Name	Units	Price (\$)	Consideration (\$)	GST (\$)	Fees (\$)	Total Cost / Net Proceeds (\$)
Sell	15/12/20	15/12/20	Settled	15/12/20	BILL	ISHARES CORE CASH ETF UNITS	(1.000000)	100.2500	(100.25)	0.00	0.11	100.14
Sell	15/12/20	15/12/20	Settled	17/12/20	BILL	ISHARES CORE CASH ETF UNITS	(17.000000)	100.2547	(1,704.33)	0.05	1.87	1,702.46
Buy	15/12/20	15/12/20	Settled	15/12/20	BXB	BRAMBLES LIMITED ORDINARY	4.000000	10.7325	42.93	0.00	0.04	(42.97)
Buy	15/12/20	15/12/20	Settled	17/12/20	BXB	BRAMBLES LIMITED ORDINARY	72.000000	10.7311	772.64	0.02	0.85	(773.49)
Sell	15/12/20	15/12/20	Settled	15/12/20	DRR	DETERRA	(1.000000)	4.6700	(4.67)	0.00	0.00	4.67
Sell	15/12/20	15/12/20	Settled	17/12/20	DRR	DETERRA	(216.000000)	4.6680	(1,008.29)	0.02	1.11	1,007.18
Buy	15/12/20	15/12/20	Settled	17/12/20	IAF	ISHARES COMP BND. ETF UNITS	16.000000	116.3694	1,861.91	0.05	2.05	(1,863.96)
Sell	15/12/20	15/12/20	Settled	17/12/20	ILB	ISHARES GOV INFL ETF UNITS	(14.000000)	134.0000	(1,876.00)	0.05	2.07	1,873.93
Buy	15/12/20	15/12/20	Settled	15/12/20	NCM	NEWCREST MINING ORDINARY	9.000000	26.6944	240.25	0.01	0.26	(240.51)
Buy	15/12/20	15/12/20	Settled	17/12/20	NCM	NEWCREST MINING ORDINARY	72.000000	26.6942	1,921.98	0.05	2.11	(1,924.09)
Sell	15/12/20	15/12/20	Settled	15/12/20	OSH	OIL SEARCH LTD ORDINARY	(11.000000)	3.6609	(40.27)	0.00	0.04	40.23
Sell	15/12/20	15/12/20	Settled	17/12/20	OSH	OIL SEARCH LTD ORDINARY	(119.000000)	3.6609	(435.65)	0.01	0.48	435.17
Sell	15/12/20	15/12/20	Settled	17/12/20	OZL	OZ MINERALS ORDINARY	(74.000000)	18.3700	(1,359.38)	0.04	1.50	1,357.88
Buy	15/12/20	15/12/20	Settled	17/12/20	QPON	BETAUSBANKSRFBETF ETF UNITS	43.000000	26.1700	1,125.31	0.02	1.24	(1,126.55)
Buy	14/01/21	13/01/21	Settled	15/01/21	VAN0111AU	Vanguard High Growth Index Fund w/s	1,377.590000	1.7585	2,422.49	0.00	0.00	(2,422.49)
Buy	15/01/21	14/01/21	Settled	19/01/21	CSA0131AU	Aberdeen Standard Australian Small Companies Fund	26.720000	3.5569	95.04	0.00	0.00	(95.04)
Buy	20/01/21	19/01/21	Settled	22/01/21	MGE0007AU	Magellan Global Fund (Hedged)	422.793800	1.8391	777.56	0.00	0.00	(777.56)
Buy	26/02/21	26/02/21	Settled	02/03/21	A2M	THE A2 MILK COMPANY ORDINARY	51.000000	8.9698	457.46	0.01	0.51	(457.97)
Buy	26/02/21	26/02/21	Settled	26/02/21	A2M	THE A2 MILK COMPANY ORDINARY	20.000000	8.9700	179.40	0.00	0.20	(179.60)
Sell	26/02/21	26/02/21	Settled	26/02/21	AMC	AMCOR PLC CDI1:1FOREXEMPT NYSE	(2.000000)	14.2900	(28.58)	0.00	0.03	28.55
Buy	26/02/21	26/02/21	Settled	02/03/21	APX	APPEN LIMITED ORDINARY	36.000000	16.8117	605.22	0.01	0.67	(605.89)
Buy	26/02/21	26/02/21	Settled	26/02/21	APX	APPEN LIMITED ORDINARY	8.000000	16.8113	134.49	0.00	0.14	(134.63)

10-30

Note: All fees are inclusive of GST and where eligible are net of any Reduced Input Tax Credits.

The information in this report is of a general nature only and does not take into account your personal objectives, financial situation or needs. Any amounts are reflective of your current investment positions only, and do not represent a guarantee of benefit as the positions may not include tax payable, fees or other deductions or credits. The actual amount payable will be determined at the time a payment is made. For superannuation members - the Government has placed restrictions (known as "preservation" rules) on when superannuation benefits can be received - refer to the Product Disclosure Statement for more information. Whilst reasonable care has been taken in preparing the information provided, no responsibility will be taken for its accuracy nor for its use. In preparing this document, we have relied upon and assumed, without independent verification, the accuracy and completeness of all information supplied by or obtained from third parties. To the maximum extent permitted by law, neither we, nor our directors, employees or agents accept any liability for any loss arising in relation to this report.

Report executed: 2/12/2021 2:06:25 PM

Investment Transactions Report



From 01/07/2020 to 30/06/2021

Account Name: Donel Pty Ltd ATF The Cooke Family Superannuation Fund (24030200 - Superfund (Corporate Trustee))

Adviser Name: Thomas Graham at Simmons Livingstone and Associates

Transaction	Trade Date	Order Date	Status	Settle Date *	Asset Code	Asset Name	Units	Price (\$)	Consideration (\$)	GST (\$)	Fees Total Cost / Net Proceeds (\$)
Sell	26/02/21	26/02/21	Settled	26/02/21	BHP	BHP GROUP LIMITED ORDINARY	(1.000000)	49.4400	(49.44)	0.00	0.06
Sell	26/02/21	26/02/21	Settled	02/03/21	BILL	ISHARES CORE CASH ETF UNITS	(7.000000)	100.2500	(701.75)	0.02	0.77
Sell	26/02/21	26/02/21	Settled	26/02/21	BILL	ISHARES CORE CASH ETF UNITS	(2.000000)	100.2500	(200.50)	0.01	0.22
Sell	26/02/21	26/02/21	Settled	26/02/21	CAR	CARSALLES.COM LTD. ORDINARY	(1.000000)	18.8300	(18.83)	0.00	0.02
Sell	26/02/21	26/02/21	Settled	26/02/21	CBA	COMMONWEALTH BANK. ORDINARY	(1.000000)	81.7400	(81.74)	0.00	0.09
Sell	26/02/21	26/02/21	Settled	26/02/21	F100	BETASHARES FTSE 100 ETF UNITS	(9.000000)	8.9244	(80.32)	0.00	0.09
Sell	26/02/21	26/02/21	Settled	02/03/21	F100	BETASHARES FTSE 100 ETF UNITS	(1.000000)	8.9200	(8.92)	0.00	0.01
Sell	26/02/21	26/02/21	Settled	26/02/21	FUEL	BETA GLOBAL ENERGY ETF UNITS	(9.000000)	4.2100	(37.89)	0.00	0.04
Sell	26/02/21	26/02/21	Settled	26/02/21	GPT	GPT GROUP STAPLED SEC.	(4.000000)	4.2800	(17.12)	0.00	0.02
Sell	26/02/21	26/02/21	Settled	26/02/21	IAG	INSURANCE AUSTRALIA ORDINARY	(5.000000)	5.0360	(25.18)	0.00	0.03
Sell	26/02/21	26/02/21	Settled	26/02/21	IEM	ISHS MSCI EMG MKTETF ETF UNITS	(1.000000)	69.2400	(69.24)	0.00	0.08
Sell	26/02/21	26/02/21	Settled	26/02/21	IEU	ISHS EUROPE ETF ETF UNITS	(2.000000)	62.5400	(125.08)	0.00	0.14
Sell	26/02/21	26/02/21	Settled	26/02/21	IJP	ISHS MSCI JAPAN ETF ETF UNITS	(3.000000)	87.5600	(262.68)	0.01	0.29
Sell	26/02/21	26/02/21	Settled	02/03/21	ILU	ILUKA RESOURCES ORDINARY	(2.000000)	7.4350	(14.87)	0.00	0.01
Sell	26/02/21	26/02/21	Settled	26/02/21	ILU	ILUKA RESOURCES ORDINARY	(3.000000)	7.4367	(22.31)	0.00	0.02
Buy	26/02/21	26/02/21	Settled	26/02/21	LNK	LINK ADMIN HLDG ORDINARY	1.000000	4.7500	4.75	0.00	0.00
Buy	26/02/21	26/02/21	Settled	02/03/21	MPL	MEDIBANK PRIVATE LTD ORDINARY	77.000000	2.7719	213.44	0.00	0.23
Buy	26/02/21	26/02/21	Settled	26/02/21	MPL	MEDIBANK PRIVATE LTD ORDINARY	37.000000	2.7719	102.56	0.00	0.11
Sell	26/02/21	26/02/21	Settled	02/03/21	OSH	OIL SEARCH LTD ORDINARY	(1.000000)	4.2500	(4.25)	0.00	0.00
Sell	26/02/21	26/02/21	Settled	26/02/21	SCG	SCENTRE GRP STAPLED	(12.000000)	2.8708	(34.45)	0.00	0.03
Sell	26/02/21	26/02/21	Settled	26/02/21	TLS	TELSTRA CORPORATION. ORDINARY	(2.000000)	3.0950	(6.19)	0.00	0.01
Sell	26/02/21	26/02/21	Settled	26/02/21	VEQ	VGDF FTSE EUR SHARES ETF UNITS	(1.000000)	56.2000	(56.20)	0.00	0.07

Note: All fees are inclusive of GST and where eligible are net of any Reduced Input Tax Credits.

The information in this report is of a general nature only and does not take into account your personal objectives, financial situation or needs. Any amounts are reflective of your current investment positions only, and do not represent a guarantee of benefit as the positions may not include tax payable, fees or other deductions or credits. The actual amount payable will be determined at the time a payment is made. For superannuation members - the Government has placed restrictions (known as "preservation" rules) on when superannuation benefits can be received - refer to the Product Disclosure Statement for more information. Whilst reasonable care has been taken in preparing the information provided, no responsibility will be taken for its accuracy nor for its use. In preparing this document, we have relied upon and assumed, without independent verification, the accuracy and completeness of all information supplied by or obtained from third parties. To the maximum extent permitted by law, neither we, nor our directors, employees or agents accept any liability for any loss arising in relation to this report.

10.31

Report executed: 2/17/2021 2:06:25 PM

Investment Transactions Report

HUB²⁴

From 01/07/2020 to 30/06/2021

Account Name: Donel Pty Ltd ATF The Cooke Family Superannuation Fund (24030200 - Superfund (Corporate Trustee))

Adviser Name: Thomas Graham at Simmons Livingstone and Associates

Transaction	Trade Date	Order Date	Status	Settle Date *	Asset Code	Asset Name	Units	Price (\$)	Consideration (\$)	G&T (\$)	Fees Total Cost / Net Proceeds (\$)
Sell	26/02/21	26/02/21	Settled	26/02/21	VGE	VNGD EMERGING MKTS ETF UNITS	(2.000000)	75.4950	(150.99)	0.00	0.17
Sell	26/02/21	26/02/21	Settled	26/02/21	WBC	WESTPAC BANKING CORP ORDINARY	(2.000000)	23.9750	(47.95)	0.00	0.06
Sell	26/02/21	26/02/21	Settled	26/02/21	WHC	WHITEHAVEN COAL ORDINARY	(9.000000)	1.5333	(13.80)	0.00	0.01
Sell	26/02/21	26/02/21	Settled	26/02/21	WPL	WOODSIDE PETROLEUM ORDINARY	(2.000000)	24.7250	(49.45)	0.00	0.06
Sell	01/03/21	26/02/21	Settled	05/03/21	INT0011AU	Morningstar Multi-Asset Real Return Fund - Z	(345.443330)	1.0578	(365.41)	0.00	0.00
Sell	01/03/21	26/02/21	Settled	08/03/21	INT0016AU	Morningstar International Shares (Hedged) Fund - Class Z	(100.791420)	0.6062	(61.10)	0.00	0.00
Sell	01/03/21	26/02/21	Settled	08/03/21	INT0017AU	Morningstar International Shares (Unhedged) Fund - Class Z	(339.261970)	1.0207	(346.27)	0.00	0.00
Sell	01/03/21	26/02/21	Settled	10/03/21	INT0082AU	Morningstar International Bonds (Hedged) Fund - Class Z	(12.357730)	0.9905	(12.24)	0.00	0.00
Buy	14/04/21	13/04/21	Settled	15/04/21	VANO111AU	Vanguard High Growth Index Fund w/s	2,793.860000	1.7847	4,986.20	0.00	(4,986.20)
Rights Issue	17/05/21		Settled	20/05/21	CARR	CARSALES.COM LTD. RTS26MAY21 FORUSDEF	6.000000	0.00	0.00	0.00	0.00
Sell	19/05/21	19/05/21	Settled	19/05/21	AMC	AMCOR PLC CDI1:1:FOREXEMPT NYSE	(2.000000)	15.5100	(31.02)	0.00	0.03
Sell	19/05/21	19/05/21	Settled	21/05/21	AMC	AMCOR PLC CDI1:1:FOREXEMPT NYSE	(34.000000)	15.5118	(527.40)	0.01	0.58
Sell	19/05/21	19/05/21	Settled	19/05/21	BHP	BHP GROUP LIMITED ORDINARY	(1.000000)	48.8000	(48.80)	0.00	0.06
Sell	19/05/21	19/05/21	Settled	21/05/21	BHP	BHP GROUP LIMITED ORDINARY	(13.000000)	48.7962	(634.35)	0.01	0.69
Sell	19/05/21	19/05/21	Settled	21/05/21	ILU	ILUKA RESOURCES ORDINARY	(64.000000)	8.2266	(526.50)	0.01	0.58
Sell	19/05/21	19/05/21	Settled	21/05/21	TLS	TELSTRA CORPORATION. ORDINARY	(370.000000)	3.4045	(1,259.67)	0.04	1.39
Sell	19/05/21	19/05/21	Settled	19/05/21	TLS	TELSTRA CORPORATION. ORDINARY	(6.000000)	3.4050	(20.43)	0.00	0.02
Sell	19/05/21	19/05/21	Settled	21/05/21	WHC	WHITEHAVEN COAL ORDINARY	(901.000000)	1.3640	(1,228.96)	0.03	1.35

Note: All fees are inclusive of GST and where eligible are net of any Reduced Input Tax Credits.

The information in this report is of a general nature only and does not take into account your personal objectives, financial situation or needs. Any amounts are reflective of your current investment positions only, and do not represent a guarantee of benefit as the positions may not include tax payable, fees or other deductions or credits. The actual amount payable will be determined at the time a payment is made. For superannuation members - the Government has placed restrictions (known as "Preservation" rules) on when superannuation benefits can be received - refer to the Product Disclosure Statement for more information. Whilst reasonable care has been taken in preparing the information provided, no responsibility will be taken for its accuracy nor for its use. In preparing this document, we have relied upon and assumed, without independent verification, the accuracy and completeness of all information supplied by or obtained from third parties. To the maximum extent permitted by law, neither we, nor our directors, employees or agents accept any liability for any loss arising in relation to this report.

Report executed: 2/12/2021 2:06:25 PM

10.52

Investment Transactions Report



From 01/07/2020 to 30/06/2021

Account Name: Donel Pty Ltd ATF The Cooke Family Superannuation Fund (24030200 - Superfund (Corporate Trustee))

Adviser Name: Thomas Graham at Simmons Livingstone and Associates

Transaction	Trade Date	Order Date	Status	Settle Date *	Asset Code	Asset Name	Units	Price (\$)	Consideration (\$)	GST (\$)	Fees Total Cost / Net Proceeds (\$)
Buy	20/05/21	19/05/21	Settled	21/05/21	INT0002AU	Morningstar Australian Shares Fund - Class Z	3,059,565,480	1.2598	3,854.41	0.00	(3,854.41)
Acquire Through Rights	11/06/21		Settled	11/06/21	CAR	CARSALES.COM LTD. ORDINARY	6,000,000	17.0000	102.00	0.00	(102.00)
Rights Exercise	11/06/21		Settled	11/06/21	CARR	CARSALES.COM LTD. RTS26MAY21 FORUSDEF	(6,000,000)	0.00	0.00	0.00	0.00
Total									21,828.09	48.78	(21,876.87)

* Note : Settle Date is the expected settlement date when the trade "Status" is Unsettled

Note: All fees are inclusive of GST and where eligible are net of any Reduced Input Tax Credits.

The information in this report is of a general nature only and does not take into account your personal objectives, financial situation or needs. Any amounts are reflective of your current investment positions only, and do not represent a guarantee of benefit as the positions may not include tax payable, fees or other deductions or credits. The actual amount payable will be determined at the time a payment is made. For superannuation members - the Government has placed restrictions (known as "Preservation" rules) on when superannuation benefits can be received - refer to the Product Disclosure Statement for more information. Whilst reasonable care has been taken in preparing the information provided, no responsibility will be taken for its accuracy nor for its use. In preparing this document, we have relied upon and assumed, without independent verification, the accuracy and completeness of all information supplied by or obtained from third parties. To the maximum extent permitted by law, neither we, nor our directors, employees or agents accept any liability for any loss arising in relation to this report.

Report executed: 2/12/2021 2:06:25 PM

10:33

Cash Transactions Report



From 01/07/2020 to 30/06/2021

Account Name: Donel Pty Ltd ATF The Cooke Family Superannuation Fund (24030200 - Superfund (Corporate Trustee))

Adviser Name: Thomas Graham at Simmons Livingstone and Associates

Cash Transactions

Date	Transaction Type	Transaction Sub-type	Transaction Details	Debit (\$)	Credit (\$)	Balance Amount (\$)
01/07/2020	Opening Balance	Opening Balance	Opening Balance			5,666.19 CR
03/07/2020	Expense	Investment Management Fee	Investment Management Fee Jun 2020 - Infocus High Growth Portfolio	80.76		5,585.43 CR
03/07/2020	Expense	Promoter Fees	Promoter Fee Jun 2020 - Infocus Securities Australia Pty Ltd	61.35		5,524.08 CR
03/07/2020	Expense	Adviser Fee	Adviser Fee Jun 2020	229.14		5,294.94 CR
03/07/2020	Expense	Portfolio Service Fees	Portfolio Service Fees Jun 2020 - Hub24	93.16		5,201.78 CR
09/07/2020	Deposit	Dividend	VAN0111AU Distribution Ex 30/06/2020 cpu:4.0195940634144000		2,768.39	7,970.17 CR
10/07/2020	Withdrawal	Trade Movement	Buy VAN0111AU - Reinvestment of Distribution	2,768.39		5,201.78 CR
13/07/2020	Deposit	Dividend	MIA0001AU Distribution Ex 30/06/2020 cpu:23.474899678343000		4,374.56	9,576.34 CR
14/07/2020	Deposit	Deposit From Managed Portfolio	IEM AUD EST 0.30428152, DRP - payout from Infocus High Growth Portfolio		6.39	9,582.73 CR
14/07/2020	Deposit	Dividend	CSA0131AU Distribution Ex 30/06/2020 cpu:26.6341017009804000		3,028.83	12,611.56 CR
14/07/2020	Deposit	Deposit From Managed Portfolio	IKO AUD EST 1.35321978, DRP - payout from Infocus High Growth Portfolio		101.49	12,713.05 CR
14/07/2020	Deposit	Deposit From Managed Portfolio	IJP AUD EST 0.56400703, DRP - payout from Infocus High Growth Portfolio		79.53	12,792.58 CR
14/07/2020	Withdrawal	Withdrawal To Managed Portfolio	IAF AUD EST 0.82924282, DRP - Adjustment - payout to Infocus High Growth Portfolio	0.03		12,792.55 CR
14/07/2020	Withdrawal	Withdrawal To Managed Portfolio	ILB AUD EST 0.51500836, DRP - Adjustment - payout to Infocus High Growth Portfolio	0.07		12,792.48 CR
14/07/2020	Deposit	Deposit From Managed Portfolio	IEU AUD EST 0.60842422, DRP - payout from Infocus High Growth Portfolio		65.10	12,857.58 CR
14/07/2020	Withdrawal	Trade Movement	Buy MIA0001AU - Reinvestment of Distribution	4,374.56		8,483.02 CR

10.34

The information in this report is of a general nature only and does not take into account your personal objectives, financial situation or needs. Any amounts are reflective of your current investment positions only, and do not represent a guarantee of benefit as the positions may not include tax payable, fees or other deductions or credits. The actual amount payable will be determined at the time a payment is made. For superannuation members - the Government has placed restrictions (known as "Preservation" rules) on when superannuation benefits can be received - refer to the Product Disclosure Statement for more information. Whilst reasonable care has been taken in preparing the information provided, no responsibility will be taken for its accuracy nor for its use. In preparing this document, we have relied upon and assumed, without independent verification, the accuracy and completeness of all information supplied by or obtained from third parties. To the maximum extent permitted by law, neither we, nor our directors, employees or agents accept any liability for any loss arising in relation to this report.

Report executed: 2/12/2021 2:06:26 PM

Cash Transactions Report



From 01/07/2020 to 30/06/2021

Account Name: Donel Pty Ltd ATF The Cooke Family Superannuation Fund (24030200 - Superfund (Corporate Trustee))

Adviser Name: Thomas Graham at Simmons Livingstone and Associates

Cash Transactions

Date	Transaction Type	Transaction Sub-type	Transaction Details	Debit (\$)	Credit (\$)	Balance Amount (\$)
14/07/2020	Deposit	Deposit From Managed Portfolio	ILB AUD EST 0.51500836, DRP - payout from Infocus High Growth Portfolio		7.21	8,490.23 CR
14/07/2020	Deposit	Deposit From Managed Portfolio	BILL AUD EST 0.03191025, DRP - payout from Infocus High Growth Portfolio		3.22	8,493.45 CR
14/07/2020	Deposit	Deposit From Managed Portfolio	IAF AUD EST 0.82924282, DRP - payout from Infocus High Growth Portfolio		18.24	8,511.69 CR
15/07/2020	Deposit	Dividend	MGE0007AU Distribution Ex 30/06/2020 cpu:6.5000000272394000	1,467.85		9,979.54 CR
15/07/2020	Deposit	Dividend	PLA0002AU Distribution Ex 30/06/2020 cpu:8.4273001512691000	977.16		10,956.70 CR
15/07/2020	Deposit	Deposit From Managed Portfolio	INT0011AU Distribution Ex 30/06/2020 cpu:1.4783670772031000 - payout from Infocus High Growth Portfolio		159.96	11,116.66 CR
15/07/2020	Deposit	Deposit From Managed Portfolio	INT0082AU Distribution Ex 30/06/2020 cpu:4.654541071 - payout from Infocus High Growth Portfolio		67.86	11,184.52 CR
15/07/2020	Withdrawal	Trade Movement	Buy CSA0131AU - Reinvestment of Distribution	3,028.83		8,155.69 CR
15/07/2020	Deposit	Deposit From Managed Portfolio	INT0017AU Distribution Ex 30/06/2020 cpu:6.2020163474692000 - payout from Infocus High Growth Portfolio		350.11	8,505.80 CR
16/07/2020	Deposit	Deposit From Managed Portfolio	F100 AUD EST 0.12446089, DRP - payout from Infocus High Growth Portfolio		113.38	8,619.18 CR
16/07/2020	Deposit	Deposit From Managed Portfolio	VEQ AUD EST 0.552356, DRP - payout from Infocus High Growth Portfolio		18.23	8,637.41 CR
16/07/2020	Deposit	Deposit From Managed Portfolio	QPON AUD EST 0.01237862, DRP - payout from Infocus High Growth Portfolio		1.18	8,638.59 CR
16/07/2020	Deposit	Deposit From Managed Portfolio	VGE AUD EST 0.369087, DRP - payout from Infocus High Growth Portfolio		19.19	8,657.78 CR
16/07/2020	Deposit	Deposit From Managed Portfolio	FUEL AUD EST 0.06228464, DRP - payout from Infocus High Growth Portfolio		248.58	8,906.36 CR

The information in this report is of a general nature only and does not take into account your personal objectives, financial situation or needs. Any amounts are reflective of your current investment positions only, and do not represent a guarantee of benefit as the positions may not include tax payable, fees or other deductions or credits. The actual amount payable will be determined at the time a payment is made. For superannuation members - the Government has placed restrictions (known as "Preservation" rules) on when superannuation benefits can be received - refer to the Product Disclosure Statement for more information. Whilst reasonable care has been taken in preparing the information provided, no responsibility will be taken for its accuracy nor for its use. In preparing this document, we have relied upon and assumed, without independent verification, the accuracy and completeness of all information supplied by or obtained from third parties. To the maximum extent permitted by law, neither we, nor our directors, employees or agents accept any liability for any loss arising in relation to this report.

Report executed: 2/12/2021 2:06:26 PM

10.35

Cash Transactions Report



From 01/07/2020 to 30/06/2021

Account Name: Donel Pty Ltd ATF The Cooke Family Superannuation Fund (24030200 - Superfund (Corporate Trustee))

Adviser Name: Thomas Graham at Simmons Livingstone and Associates

Cash Transactions

Date	Transaction Type	Transaction Sub-type	Transaction Details	Debit (\$)	Credit (\$)	Balance Amount (\$)
16/07/2020	Withdrawal	Trade Movement	Buy MGE0007AU - Reinvestment of Distribution	1,467.85		7,438.51 CR
06/08/2020	Expense	Portfolio Service Fees	Portfolio Service Fees Jul 2020 - Hub24	100.06		7,338.45 CR
06/08/2020	Expense	Investment Management Fee	Investment Management Fee Jul 2020 - Infocus High Growth Portfolio	82.81		7,255.64 CR
06/08/2020	Expense	Adviser Fee	Adviser Fee Jul 2020	237.42		7,018.22 CR
06/08/2020	Expense	Promoter Fees	Promoter Fee Jul 2020 - Infocus Securities Australia Pty Ltd	63.66		6,954.56 CR
13/08/2020	Deposit	Deposit From Managed Portfolio	BILL AUD EST 0.01326059, DRP - payout from Infocus High Growth Portfolio		1.34	6,955.90 CR
18/08/2020	Deposit	Deposit From Managed Portfolio	QPON AUD EST 0.01524672, DRP - payout from Infocus High Growth Portfolio		1.45	6,957.35 CR
28/08/2020	Deposit	Deposit From Managed Portfolio	GPT AUD DRP SUSP - payout from Infocus High Growth Portfolio		26.69	6,984.04 CR
03/09/2020	Expense	Promoter Fees	Promoter Fee Aug 2020 - Infocus Securities Australia Pty Ltd	64.91		6,919.13 CR
03/09/2020	Expense	Adviser Fee	Adviser Fee Aug 2020	237.42		6,681.71 CR
03/09/2020	Expense	Investment Management Fee	Investment Management Fee Aug 2020 - Infocus High Growth Portfolio	82.90		6,598.81 CR
03/09/2020	Expense	Portfolio Service Fees	Portfolio Service Fees Aug 2020 - Hub24	108.60		6,490.21 CR
16/09/2020	Deposit	Deposit From Managed Portfolio	QPON AUD EST 0.0144785, DRP - payout from Infocus High Growth Portfolio		1.38	6,491.59 CR
17/09/2020	Deposit	Deposit From Managed Portfolio	BILL AUD EST 0.01263295, DRP - payout from Infocus High Growth Portfolio		1.28	6,492.87 CR
18/09/2020	Withdrawal	Withdrawal To Managed Portfolio	WPL USD 0.26, 0.26 FRANKED, 30% CTR, DRP 1.5% DISC, EST\$A - Adjustment - payout to Infocus High Growth Portfolio	0.21		6,492.66 CR
18/09/2020	Deposit	Deposit From Managed Portfolio	WPL USD 0.26, 0.26 FRANKED, 30% CTR, DRP 1.5% DISC, EST\$A - payout from Infocus High Growth Portfolio		27.40	6,520.06 CR
22/09/2020	Deposit	Deposit From Managed Portfolio	BHP USD 0.55, 0.55 FRANKED, 30% CTR, DRP NIL DISC, EST\$A - payout from Infocus High Growth Portfolio		25.27	6,545.33 CR

The information in this report is of a general nature only and does not take into account your personal objectives, financial situation or needs. Any amounts are reflective of your current investment positions only, and do not represent a guarantee of benefit as the positions may not include tax payable, fees or other deductions or credits. The actual amount payable will be determined at the time a payment is made. For superannuation members - the Government has placed restrictions (known as "Preservation" rules) on when superannuation benefits can be received - refer to the Product Disclosure Statement for more information. Whilst reasonable care has been taken in preparing the information provided, no responsibility will be taken for its accuracy nor for its use. In preparing this document, we have relied upon and assumed, without independent verification, the accuracy and completeness of all information supplied by or obtained from third parties. To the maximum extent permitted by law, neither we, nor our directors, employees or agents accept any liability for any loss arising in relation to this report.

Report executed: 2/12/2021 2:06:26 PM

10.36

Cash Transactions Report



From 01/07/2020 to 30/06/2021

Account Name: Donel Pty Ltd ATF The Cooke Family Superannuation Fund (24030200 - Superfund (Corporate Trustee))

Adviser Name: Thomas Graham at Simmons Livingstone and Associates

Cash Transactions

Date	Transaction Type	Transaction Sub-type	Transaction Details	Debit (\$)	Credit (\$)	Balance Amount (\$)
22/09/2020	Withdrawal	Withdrawal To Managed Portfolio	BHP USD 0.55, 0.55 FRANKED, 30% CTR, DRP NIL DISC, EST\$A - Adjustment - payout to Infocus High Growth Portfolio	0.37		6,544.96 CR
23/09/2020	Deposit	Deposit From Managed Portfolio	AMC USD 0.115 - payout from Infocus High Growth Portfolio		18.56	6,563.52 CR
24/09/2020	Deposit	Deposit From Managed Portfolio	TLS AUD 0.03 SPEC, 0.08 FRANKED, 30% CTR, DRP NIL DISC - payout from Infocus High Growth Portfolio		43.92	6,607.44 CR
24/09/2020	Deposit	Deposit From Managed Portfolio	MPL AUD 0.063 FRANKED, 30% CTR - payout from Infocus High Growth Portfolio		36.79	6,644.23 CR
25/09/2020	Deposit	Deposit From Managed Portfolio	AGL AUD 0.408 FRANKED, 30% CTR, NIL CFI, DRP NIL DISC - payout from Infocus High Growth Portfolio		46.41	6,690.64 CR
25/09/2020	Deposit	Deposit From Managed Portfolio	LNK AUD 0.0175 FRANKED, 30% CTR, NIL CFI, DRP 1.5% DISC - payout from Infocus High Growth Portfolio		13.82	6,704.46 CR
30/09/2020	Deposit	Deposit From Managed Portfolio	CBA AUD 0.98 FRANKED, 30% CTR, DRP NIL DISC - payout from Infocus High Growth Portfolio		16.66	6,721.12 CR
02/10/2020	Expense	Portfolio Service Fees	Expense Recovery 19/20	38.95		6,682.17 CR
05/10/2020	Expense	Promoter Fees	Promoter Fee Sep 2020 - Infocus Securities Australia Pty Ltd	29.31		6,652.86 CR
05/10/2020	Expense	Investment Management Fee	Investment Management Fee Sep 2020 - Infocus High Growth Portfolio	78.90		6,573.96 CR
05/10/2020	Deposit	Deposit From Managed Portfolio	OZL AUD 0.08 FRANKED, 30% CTR, DRP NIL DISC - payout from Infocus High Growth Portfolio		8.08	6,582.04 CR
05/10/2020	Expense	Portfolio Service Fees	Portfolio Service Fees Sep 2020 - Hub24	104.89		6,477.15 CR
05/10/2020	Expense	Adviser Fee	Adviser Fee Sep 2020	229.77		6,247.38 CR
07/10/2020	Deposit	Deposit From Managed Portfolio	CAR AUD 0.25 FRANKED, 30% CTR, DRP NIL DISC - payout from Infocus High Growth Portfolio		11.50	6,258.88 CR
08/10/2020	Deposit	Dividend	VAN0111AU Distribution Ex 30/09/2020 cpu:2.8355640365676000		2,001.66	8,260.54 CR
08/10/2020	Deposit	Deposit From Managed Portfolio	BXB USD 0.09, 0.027 FRANKED, 30% CTR, 0.063 CFI - payout from Infocus High Growth Portfolio		16.05	8,276.59 CR

The information in this report is of a general nature only and does not take into account your personal objectives, financial situation or needs. Any amounts are reflective of your current investment positions only, and do not represent a guarantee of benefit as the positions may not include tax payable, fees or other deductions or credits. The actual amount payable will be determined at the time a payment is made. For superannuation members - the Government has placed restrictions (known as "Preservation" rules) on when superannuation benefits can be received - refer to the Product Disclosure Statement for more information. Whilst reasonable care has been taken in preparing the information provided, no responsibility will be taken for its accuracy nor for its use. In preparing this document, we have relied upon and assumed, without independent verification, the accuracy and completeness of all information supplied by or obtained from third parties. To the maximum extent permitted by law, neither we, nor our directors, employees or agents accept any liability for any loss arising in relation to this report.

Report executed: 2/12/2021 2:06:26 PM

10.37

Cash Transactions Report

HUB 24

From 01/07/2020 to 30/06/2021

Account Name: Donel Pty Ltd ATF The Cooke Family Superannuation Fund (24030200 - Superfund (Corporate Trustee))

Adviser Name: Thomas Graham at Simmons Livingstone and Associates

Cash Transactions

Date	Transaction Type	Transaction Sub-type	Transaction Details	Debit (\$)	Credit (\$)	Balance Amount (\$)
09/10/2020	Withdrawal	Trade Movement	Buy VAN0111AU - Reinvestment of Distribution	2,001.66		6,274.93 CR
13/10/2020	Deposit	Deposit From Managed Portfolio	INT0011AU Distribution Ex 30/09/2020 cpu:0.3254580259688000 - payout from Infocus High Growth Portfolio		35.21	6,310.14 CR
13/10/2020	Deposit	Deposit From Managed Portfolio	INT0082AU Distribution Ex 30/09/2020 cpu:3.0630770810428000 - payout from Infocus High Growth Portfolio		44.66	6,354.80 CR
13/10/2020	Deposit	Deposit From Managed Portfolio	INT0017AU Distribution Ex 30/09/2020 cpu:0.4913761273403000 - payout from Infocus High Growth Portfolio		27.74	6,382.54 CR
16/10/2020	Deposit	Deposit From Managed Portfolio	QPON AUD EST 0.01411643, DRP - payout from Infocus High Growth Portfolio		1.34	6,383.88 CR
16/10/2020	Deposit	Deposit From Managed Portfolio	VGE AUD EST 0.48681, DRP - payout from Infocus High Growth Portfolio		25.31	6,409.19 CR
16/10/2020	Deposit	Deposit From Managed Portfolio	VEQ AUD EST 0.216462, DRP - payout from Infocus High Growth Portfolio		7.14	6,416.33 CR
21/10/2020	Deposit	Deposit From Managed Portfolio	ILB AUD EST 0.20818134, DRP - payout from Infocus High Growth Portfolio		2.91	6,419.24 CR
21/10/2020	Withdrawal	Withdrawal To Managed Portfolio	IAF AUD EST 0.42664802, DRP - Adjustment - payout to Infocus High Growth Portfolio	0.03		6,419.21 CR
21/10/2020	Deposit	Deposit From Managed Portfolio	IAF AUD EST 0.42664802, DRP - payout from Infocus High Growth Portfolio		17.07	6,436.28 CR
21/10/2020	Deposit	Deposit From Managed Portfolio	BILL AUD EST 0.01089635, DRP - payout from Infocus High Growth Portfolio		1.31	6,437.59 CR
04/11/2020	Expense	Adviser Fee	Adviser Fee Oct 2020	237.42		6,200.17 CR
04/11/2020	Expense	Investment Management Fee	Investment Management Fee Oct 2020 - Infocus High Growth Portfolio	81.66		6,118.51 CR
04/11/2020	Expense	Promoter Fees	Promoter Fee Reversal		157.88	6,276.39 CR
04/11/2020	Expense	Portfolio Service Fees	Portfolio Service Fees Oct 2020 - Hub24	109.13		6,167.26 CR

10-38

The information in this report is of a general nature only and does not take into account your personal objectives, financial situation or needs. Any amounts are reflective of your current investment positions only, and do not represent a guarantee of benefit as the positions may not include tax payable, fees or other deductions or credits. The actual amount payable will be determined at the time a payment is made. For superannuation members - the Government has placed restrictions (known as "Preservation" rules) on when superannuation benefits can be received - refer to the Product Disclosure Statement for more information. Whilst reasonable care has been taken in preparing the information provided, no responsibility will be taken for its accuracy nor for its use. In preparing this document, we have relied upon and assumed, without independent verification, the accuracy and completeness of all information supplied by or obtained from third parties. To the maximum extent permitted by law, neither we, nor our directors, employees or agents accept any liability for any loss arising in relation to this report.

Report executed: 2/12/2021 2:06:26 PM

Cash Transactions Report



From 01/07/2020 to 30/06/2021

Account Name: Donel Pty Ltd ATF The Cooke Family Superannuation Fund (24030200 - Superfund (Corporate Trustee))

Adviser Name: Thomas Graham at Simmons Livingstone and Associates

Cash Transactions

Date	Transaction Type	Transaction Sub-type	Transaction Details	Debit (\$)	Credit (\$)	Balance Amount (\$)
17/11/2020	Deposit	Deposit From Managed Portfolio	QPON AUD EST 0.0126319, DRP - payout from Infocus High Growth Portfolio		1.20	6,168.46 CR
19/11/2020	Deposit	Deposit From Managed Portfolio	BILL AUD EST 0.00995359, DRP - payout from Infocus High Growth Portfolio		1.19	6,169.65 CR
03/12/2020	Expense	Portfolio Service Fees	Portfolio Service Fees Nov 2020 - Hub24	107.12		6,062.53 CR
03/12/2020	Expense	Adviser Fee	Adviser Fee Nov 2020	229.77		5,832.76 CR
03/12/2020	Expense	Investment Management Fee	Investment Management Fee Nov 2020 - Infocus High Growth Portfolio	82.62		5,750.14 CR
15/12/2020	Deposit	Deposit From Managed Portfolio	AMC USD 0.1175 - payout from Infocus High Growth Portfolio		19.20	5,769.34 CR
16/12/2020	Deposit	Deposit From Managed Portfolio	QPON AUD EST 0.01156263, DRP - payout from Infocus High Growth Portfolio		1.10	5,770.44 CR
18/12/2020	Deposit	Deposit From Managed Portfolio	WBC AUD 0.31 FRANKED, 30% CTR, DRP 1.5% DISC - payout from Infocus High Growth Portfolio		39.99	5,810.43 CR
18/12/2020	Deposit	Deposit From Managed Portfolio	BILL AUD EST 0.00541169, DRP - payout from Infocus High Growth Portfolio		0.65	5,811.08 CR
05/01/2021	Expense	Investment Management Fee	Investment Management Fee Dec 2020 - Infocus High Growth Portfolio	89.28		5,721.80 CR
05/01/2021	Expense	Portfolio Service Fees	Portfolio Service Fees Dec 2020 - Hub24	112.19		5,609.61 CR
05/01/2021	Expense	Adviser Fee	Adviser Fee Dec 2020	237.42		5,372.19 CR
06/01/2021	Deposit	Deposit From Managed Portfolio	IJP AUD EST 0.25288574, DRP - payout from Infocus High Growth Portfolio		35.66	5,407.85 CR
06/01/2021	Deposit	Deposit From Managed Portfolio	IEM AUD EST 0.56322111, DRP - payout from Infocus High Growth Portfolio		11.83	5,419.68 CR
06/01/2021	Withdrawal	Withdrawal To Managed Portfolio	IEM AUD EST 0.56322111, DRP - Adjustment - payout to Infocus High Growth Portfolio	0.01		5,419.67 CR
06/01/2021	Deposit	Deposit From Managed Portfolio	IEU AUD EST 0.3755746, DRP - payout from Infocus High Growth Portfolio		40.19	5,459.86 CR

The information in this report is of a general nature only and does not take into account your personal objectives, financial situation or needs. Any amounts are reflective of your current investment positions only, and do not represent a guarantee of benefit as the positions may not include tax payable, fees or other deductions or credits. The actual amount payable will be determined at the time a payment is made. For superannuation members - the Government has placed restrictions (known as "Preservation" rules) on when superannuation benefits can be received - refer to the Product Disclosure Statement for more information. Whilst reasonable care has been taken in preparing the information provided, no responsibility will be taken for its accuracy nor for its use. In preparing this document, we have relied upon and assumed, without independent verification, the accuracy and completeness of all information supplied by or obtained from third parties. To the maximum extent permitted by law, neither we, nor our directors, employees or agents accept any liability for any loss arising in relation to this report.

Report executed: 2/12/2021 2:06:26 PM

10.39

Cash Transactions Report



From 01/07/2020 to 30/06/2021

Account Name: Donel Pty Ltd ATF The Cooke Family Superannuation Fund (24030200 - Superfund (Corporate Trustee))

Adviser Name: Thomas Graham at Simmons Livingstone and Associates

Cash Transactions

Date	Transaction Type	Transaction Sub-type	Transaction Details	Debit (\$)	Credit (\$)	Balance Amount (\$)
12/01/2021	Deposit	Dividend	VAN0111AU Distribution Ex 31/12/2020 cpu:3.3745070639200000		2,422.49	7,882.35 CR
13/01/2021	Deposit	Dividend	CSA0131AU Distribution Ex 31/12/2020 cpu:0.7700002427376000		95.04	7,977.39 CR
13/01/2021	Withdrawal	Trade Movement	Buy VAN0111AU - Reinvestment of Distribution	2,422.49		5,554.90 CR
13/01/2021	Deposit	Deposit From Managed Portfolio	INT0017AU Distribution Ex 31/12/2020 cpu:0.4341489038944000 - payout from Infocus High Growth Portfolio		24.51	5,579.41 CR
14/01/2021	Withdrawal	Trade Movement	Buy CSA0131AU - Reinvestment of Distribution	95.04		5,484.37 CR
18/01/2021	Withdrawal	Withdrawal To Managed Portfolio	IAF AUD EST 0.36372392, DRP - Adjustment - payout to Infocus High Growth Portfolio	0.04		5,484.33 CR
18/01/2021	Deposit	Deposit From Managed Portfolio	BILL AUD EST 0.00521022, DRP - payout from Infocus High Growth Portfolio		0.53	5,484.86 CR
18/01/2021	Deposit	Deposit From Managed Portfolio	MGE0007AU Distribution Ex 31/12/2020 cpu:3.31999999603357		777.56	6,262.42 CR
18/01/2021	Deposit	Deposit From Managed Portfolio	IAF AUD EST 0.36372392, DRP - payout from Infocus High Growth Portfolio		20.37	6,282.79 CR
19/01/2021	Deposit	Deposit From Managed Portfolio	VGE AUD EST 0.361708, DRP - payout from Infocus High Growth Portfolio		18.81	6,301.60 CR
19/01/2021	Deposit	Deposit From Managed Portfolio	VEQ AUD EST 0.262452, DRP - payout from Infocus High Growth Portfolio		8.66	6,310.26 CR
19/01/2021	Deposit	Deposit From Managed Portfolio	FUEL AUD EST 0.05681255, DRP - payout from Infocus High Growth Portfolio		257.99	6,568.25 CR
19/01/2021	Withdrawal	Trade Movement	Buy MGE0007AU - Reinvestment of Distribution	777.56		5,790.69 CR
19/01/2021	Deposit	Deposit From Managed Portfolio	F100 AUD EST 0.07702185, DRP - payout from Infocus High Growth Portfolio		107.60	5,898.29 CR
19/01/2021	Deposit	Deposit From Managed Portfolio	QPON AUD EST 0.01720105, DRP - payout from Infocus High Growth Portfolio		2.37	5,900.66 CR
03/02/2021	Expense	Adviser Fee	Adviser Fee Jan 2021	237.42		5,663.24 CR

10.40

The information in this report is of a general nature only and does not take into account your personal objectives, financial situation or needs. Any amounts are reflective of your current investment positions only, and do not represent a guarantee of benefit as the positions may not include tax payable, fees or other deductions or credits. The actual amount payable will be determined at the time a payment is made. For superannuation members - the Government has placed restrictions (known as "Preservation" rules) on when superannuation benefits can be received - refer to the Product Disclosure Statement for more information. Whilst reasonable care has been taken in preparing the information provided, no responsibility will be taken for its accuracy nor for its use. In preparing this document, we have relied upon and assumed, without independent verification, the accuracy and completeness of all information supplied by or obtained from third parties. To the maximum extent permitted by law, neither we, nor our directors, employees or agents accept any liability for any loss arising in relation to this report.

Report executed: 2/12/2021 2:06:26 PM

Cash Transactions Report



From 01/07/2020 to 30/06/2021

Account Name: Donel Pty Ltd ATF The Cooke Family Superannuation Fund (24030200 - Superfund (Corporate Trustee))

Adviser Name: Thomas Graham at Simmons Livingstone and Associates

Cash Transactions

Date	Transaction Type	Transaction Sub-type	Transaction Details	Debit (\$)	Credit (\$)	Balance Amount (\$)
03/02/2021	Expense	Investment Management Fee	Investment Management Fee Jan 2021 - Infocus High Growth Portfolio	90.81		5,572.43 CR
03/02/2021	Expense	Portfolio Service Fees	Portfolio Service Fees Jan 2021 - Hub24	112.74		5,459.69 CR
16/02/2021	Deposit	Deposit From Managed Portfolio	QPON AUD EST 0.01578139, DRP - payout from Infocus High Growth Portfolio		2.18	5,461.87 CR
18/02/2021	Deposit	Deposit From Managed Portfolio	BILL AUD EST 0.0016299, DRP - payout from Infocus High Growth Portfolio		0.17	5,462.04 CR
26/02/2021	Deposit	Deposit From Managed Portfolio	GPT AUD DRP SUIP - payout from Infocus High Growth Portfolio		37.88	5,499.92 CR
26/02/2021	Deposit	Deposit From Managed Portfolio	SCG AUD EST 0.07 - payout from Infocus High Growth Portfolio		33.67	5,533.59 CR
04/03/2021	Expense	Investment Management Fee	Investment Management Fee Feb 2021 - Infocus High Growth Portfolio	82.57		5,451.02 CR
04/03/2021	Expense	Portfolio Service Fees	Portfolio Service Fees Feb 2021 - Hub24	102.56		5,348.46 CR
04/03/2021	Expense	Adviser Fee	Adviser Fee Feb 2021	214.45		5,134.01 CR
16/03/2021	Deposit	Deposit From Managed Portfolio	QPON AUD EST 0.01729593, DRP - payout from Infocus High Growth Portfolio		2.39	5,136.40 CR
16/03/2021	Deposit	Deposit From Managed Portfolio	AMC USD 0.1175 - payout from Infocus High Growth Portfolio		17.64	5,154.04 CR
18/03/2021	Deposit	Deposit From Managed Portfolio	BILL AUD EST 0.00077938, DRP - payout from Infocus High Growth Portfolio		0.07	5,154.11 CR
19/03/2021	Deposit	Deposit From Managed Portfolio	APX AUD 0.055 FRANKED, 30% CTR, NIL CFI - payout from Infocus High Growth Portfolio		5.56	5,159.67 CR
23/03/2021	Deposit	Deposit From Managed Portfolio	BHP USD 1.01, 1.01 FRANKED, 30% CTR, DRP NIL DISC, EST\$A - payout from Infocus High Growth Portfolio		41.53	5,201.20 CR
23/03/2021	Deposit	Deposit From Managed Portfolio	BHP USD 1.01, 1.01 FRANKED, 30% CTR, DRP NIL DISC, EST\$A - Adjustment - payout from Infocus High Growth Portfolio		0.43	5,201.63 CR
24/03/2021	Withdrawal	Withdrawal To Managed Portfolio	WPL USD 0.12, 0.12 FRANKED, 30% CTR, DRP 1.5% DISC, EST\$A - Adjustment - payout to Infocus High Growth Portfolio	0.14		5,201.49 CR

The information in this report is of a general nature only and does not take into account your personal objectives, financial situation or needs. Any amounts are reflective of your current investment positions only, and do not represent a guarantee of benefit as the positions may not include tax payable, fees or other deductions or credits. The actual amount payable will be determined at the time a payment is made. For superannuation members - the Government has placed restrictions (known as "Preservation" rules) on when superannuation benefits can be received - refer to the Product Disclosure Statement for more information. Whilst reasonable care has been taken in preparing the information provided, no responsibility will be taken for its accuracy nor for its use. In preparing this document, we have relied upon, and assumed, without independent verification, the accuracy and completeness of all information supplied by or obtained from third parties. To the maximum extent permitted by law, neither we, nor our directors, employees or agents accept any liability for any loss arising in relation to this report.

Report executed: 2/12/2021 2:06:26 PM

10.41

Cash Transactions Report



From 01/07/2020 to 30/06/2021

Account Name: Donel Pty Ltd ATF The Cooke Family Superannuation Fund (24030200 - Superfund (Corporate Trustee))

Adviser Name: Thomas Graham at Simmons Livingstone and Associates

Cash Transactions

Date	Transaction Type	Transaction Sub-type	Transaction Details	Debit (\$)	Credit (\$)	Balance Amount (\$)
24/03/2021	Deposit	Deposit From Managed Portfolio	WPL USD 0.12, 0.12 FRANKED, 30% CTR, DRP 1.5% DISC, EST\$A - payout from Infocus High Growth Portfolio		11.61	5,213.10 CR
25/03/2021	Deposit	Deposit From Managed Portfolio	OSH USD 0.005, DRP SUSP, EST\$A - Adjustment - payout from Infocus High Growth Portfolio		0.05	5,213.15 CR
25/03/2021	Deposit	Deposit From Managed Portfolio	NCM USD 0.15, 0.15 FRANKED, 30% CTR, DRP NIL DISC, EST\$A - Adjustment - payout from Infocus High Growth Portfolio		3.49	5,216.64 CR
25/03/2021	Deposit	Deposit From Managed Portfolio	NCM USD 0.15, 0.15 FRANKED, 30% CTR, DRP NIL DISC, EST\$A - payout from Infocus High Growth Portfolio		12.15	5,228.79 CR
25/03/2021	Deposit	Deposit From Managed Portfolio	OSH USD 0.005, DRP SUSP, EST\$A - payout from Infocus High Growth Portfolio		2.50	5,231.29 CR
25/03/2021	Deposit	Deposit From Managed Portfolio	MPL AUD 0.058 FRANKED, 30% CTR - payout from Infocus High Growth Portfolio		40.48	5,271.77 CR
26/03/2021	Deposit	Deposit From Managed Portfolio	TLS AUD 0.03 SPEC, 0.08 FRANKED, 30% CTR, DRP NIL DISC - payout from Infocus High Growth Portfolio		30.24	5,302.01 CR
30/03/2021	Deposit	Deposit From Managed Portfolio	IAG AUD UNFRANKED, 0.07 CFI, DRP NIL DISC - payout from Infocus High Growth Portfolio		24.92	5,326.93 CR
30/03/2021	Deposit	Deposit From Managed Portfolio	CBA AUD 1.5 FRANKED, 30% CTR, DRP NIL DISC - payout from Infocus High Growth Portfolio		25.50	5,352.43 CR
08/04/2021	Expense	Investment Management Fee	Investment Management Fee Mar 2021 - Infocus High Growth Portfolio	92.65		5,259.78 CR
08/04/2021	Expense	Portfolio Service Fees	Portfolio Service Fees Mar 2021 - Hub24	113.68		5,146.10 CR
08/04/2021	Expense	Adviser Fee	Adviser Fee Mar 2021	237.42		4,908.68 CR
08/04/2021	Deposit	Deposit From Managed Portfolio	BXB USD 0.1, 0.03 FRANKED, 30% CTR, 0.07 CFI, DRP SUSP - payout from Infocus High Growth Portfolio		33.62	4,942.30 CR
08/04/2021	Deposit	Deposit From Managed Portfolio	ILU AUD 0.02 FRANKED, 30% CTR, DRP NIL DISC - payout from Infocus High Growth Portfolio		4.24	4,946.54 CR

10.42

The information in this report is of a general nature only and does not take into account your personal objectives, financial situation or needs. Any amounts are reflective of your current investment positions only, and do not represent a guarantee of benefit as the positions may not include tax payable, fees or other deductions or credits. The actual amount payable will be determined at the time a payment is made. For superannuation members - the Government has placed restrictions (known as "preservation" rules) on when superannuation benefits can be received - refer to the Product Disclosure Statement for more information. Whilst reasonable care has been taken in preparing the information provided, no responsibility will be taken for its accuracy nor for its use. In preparing this document, we have relied upon and assumed, without independent verification, the accuracy and completeness of all information supplied by or obtained from third parties. To the maximum extent permitted by law, neither we, nor our directors, employees or agents accept any liability for any loss arising in relation to this report.

Report executed: 2/12/2021 2:06:26 PM

Cash Transactions Report

From 01/07/2020 to 30/06/2021

Account Name: Donel Pty Ltd ATF The Cooke Family Superannuation Fund (24030200 - Superfund (Corporate Trustee))

Adviser Name: Thomas Graham at Simmons Livingstone and Associates



Cash Transactions

Date	Transaction Type	Transaction Sub-type	Transaction Details	Debit (\$)	Credit (\$)	Balance Amount (\$)
09/04/2021	Deposit	Deposit From Managed Portfolio	LNK AUD 0.027 FRANKED, 30% CTR, NIL CFI, DRP 1.5% DISC - payout from Infocus High Growth Portfolio		8.55	4,955.09 CR
12/04/2021	Deposit	Dividend	VAN0111AU Distribution Ex 31/03/2021 cpu:6.8149561161316000		4,986.20	9,941.29 CR
13/04/2021	Withdrawal	Trade Movement	Buy VAN0111AU - Reinvestment of Distribution	4,986.20		4,955.09 CR
19/04/2021	Deposit	Deposit From Managed Portfolio	BILL AUD EST 0.00117028, DRP - payout from Infocus High Growth Portfolio		0.11	4,955.20 CR
19/04/2021	Deposit	Deposit From Managed Portfolio	IAF AUD EST 0.33719371, DRP - payout from Infocus High Growth Portfolio		18.88	4,974.08 CR
20/04/2021	Deposit	Deposit From Managed Portfolio	VEG AUD EST 0.081699, DRP - payout from Infocus High Growth Portfolio		4.08	4,978.16 CR
20/04/2021	Withdrawal	Withdrawal To Managed Portfolio	VEG AUD EST 0.081699, DRP - Adjustment - payout to Infocus High Growth Portfolio	0.02		4,978.14 CR
20/04/2021	Deposit	Deposit From Managed Portfolio	QPON AUD EST 0.01944857, DRP - payout from Infocus High Growth Portfolio		2.68	4,980.82 CR
20/04/2021	Deposit	Deposit From Managed Portfolio	VEQ AUD EST 0.23576, DRP - payout from Infocus High Growth Portfolio		7.54	4,988.36 CR
21/04/2021	Deposit	Deposit From Managed Portfolio	CAR AUD 0.25 FRANKED, 30% CTR, DRP NIL DISC - payout from Infocus High Growth Portfolio		11.25	4,999.61 CR
05/05/2021	Expense	Investment Management Fee	Investment Management Fee Apr 2021 - Infocus High Growth Portfolio	90.63		4,908.98 CR
05/05/2021	Expense	Adviser Fee	Adviser Fee Apr 2021	229.77		4,679.21 CR
05/05/2021	Expense	Portfolio Service Fees	Portfolio Service Fees Apr 2021 - Hub24	111.34		4,567.87 CR
17/05/2021	Deposit	Deposit From Managed Portfolio	BILL AUD EST 0.00113592, DRP - payout from Infocus High Growth Portfolio		0.11	4,567.98 CR
18/05/2021	Deposit	Deposit From Managed Portfolio	QPON AUD EST 0.02739816, DRP - payout from Infocus High Growth Portfolio		3.78	4,571.76 CR

10.43

The information in this report is of a general nature only and does not take into account your personal objectives, financial situation or needs. Any amounts are reflective of your current investment positions only, and do not represent a guarantee of benefit as the positions may not include tax payable, fees or other deductions or credits. The actual amount payable will be determined at the time a payment is made. For superannuation members - the Government has placed restrictions (known as "preservation" rules) on when superannuation benefits can be received - refer to the Product Disclosure Statement for more information. Whilst reasonable care has been taken in preparing the information provided, no responsibility will be taken for its accuracy nor for its use. In preparing this document, we have relied upon and assumed, without independent verification, the accuracy and completeness of all information supplied by or obtained from third parties. To the maximum extent permitted by law, neither we, nor our directors, employees or agents accept any liability for any loss arising in relation to this report.

Cash Transactions Report



From 01/07/2020 to 30/06/2021

Account Name: Donel Pty Ltd ATF The Cooke Family Superannuation Fund (24030200 - Superfund (Corporate Trustee))

Adviser Name: Thomas Graham at Simmons Livingstone and Associates

Cash Transactions

Date	Transaction Type	Transaction Sub-type	Transaction Details	Debit (\$)	Credit (\$)	Balance Amount (\$)
04/06/2021	Expense	Investment Management Fee	Investment Management Fee May 2021 - Infocus High Growth Portfolio	94.17		4,477.59 CR
04/06/2021	Expense	Portfolio Service Fees	Portfolio Service Fees May 2021 - Hub24	115.49		4,362.10 CR
04/06/2021	Expense	Adviser Fee	Adviser Fee May 2021	237.42		4,124.68 CR
15/06/2021	Deposit	Deposit From Managed Portfolio	AMC USD 0.1175 - payout from Infocus High Growth Portfolio		11.79	4,136.47 CR
17/06/2021	Deposit	Deposit From Managed Portfolio	QPON AUD EST 0.0271427, DRP - payout from Infocus High Growth Portfolio		3.75	4,140.22 CR
17/06/2021	Deposit	Deposit From Managed Portfolio	BILL AUD EST 0.00163144, DRP - payout from Infocus High Growth Portfolio		0.15	4,140.37 CR
25/06/2021	Deposit	Deposit From Managed Portfolio	WBC AUD 0.58 FRANKED, 30% CTR, DRP NIL DISC - payout from Infocus High Growth Portfolio		73.66	4,214.03 CR
30/06/2021	Closing Balance	Closing Balance	Closing Balance			4,214.03 CR
Total				27,297.24	25,845.08	

Notes :

This report is not a bank statement but represents the cash transactions that affect your holdings.
 Fee transactions for a month are normally deducted just after the end of that month.
 This report does not include cash transactions that occur within managed portfolios.
 This report shows cleared cash transactions and excludes uncleared funds, payables and receivables.

The information in this report is of a general nature only and does not take into account your personal objectives, financial situation or needs. Any amounts are reflective of your current investment positions only, and do not represent a guarantee of benefit as the positions may not include tax payable, fees or other deductions or credits. The actual amount payable will be determined at the time a payment is made. For superannuation members - the Government has placed restrictions (known as "Preservation" rules) on when superannuation benefits can be received - refer to the Product Disclosure Statement for more information. Whilst reasonable care has been taken in preparing the information provided, no responsibility will be taken for its accuracy nor for its use. In preparing this document, we have relied upon and assumed, without independent verification, the accuracy and completeness of all information supplied by or obtained from third parties. To the maximum extent permitted by law, neither we, nor our directors, employees or agents accept any liability for any loss arising in relation to this report.

Report executed: 2/12/2021 2:06:26 PM

10.44

Deposits and Withdrawals



From 01/07/2020 to 30/06/2021

Account Name: Donel Pty Ltd ATF The Cooke Family Superannuation Fund (24030200 - Superfund (Corporate Trustee))

Adviser Name: Thomas Graham at Simmons Livingstone and Associates

Date	Type	Description	Amount
------	------	-------------	--------

Deposits net of Withdrawals

Important Notes for Super Fund Accountholders:

- The above report details only those contributions received by the Fund. If you have rolled-in an amount from another super fund, any Concessional or Non-Concessional Contributions for the current financial year made to the former fund will be shown on the Rollover Benefit Statement provided to you by your former super fund. For further details, please contact us or your former fund.
- Contributions received for predominantly self-employed members are initially classified as member voluntary (non-concessional). Upon receipt of confirmation at the end of the financial year that a tax deduction will be claimed for part/all of the amount contributed, those contributions will be reclassified as self-employed (concessional).

The information in this report is of a general nature only and does not take into account your personal objectives, financial situation or needs. Any amounts are reflective of your current investment positions only, and do not represent a guarantee of benefit as the positions may not include tax payable, fees or other deductions or credits. The actual amount payable will be determined at the time a payment is made. For superannuation members - the Government has placed restrictions (known as "preservation" rules) on when superannuation benefits can be received. - refer to the Product Disclosure Statement for more information. Whilst reasonable care has been taken in preparing the information provided, no responsibility will be taken for its accuracy nor for its use. In preparing this document, we have relied upon and assumed, without independent verification, the accuracy and completeness of all information supplied by or obtained from third parties. To the maximum extent permitted by law, neither we, nor our directors, employees or agents accept any liability for any loss arising in relation to this report.

Report executed: 2/12/2021 2:06:27 PM

10.45

Income - Accrual basis

From 01/07/2020 to 30/06/2021

Account Name: Donel Pty Ltd ATF The Cooke Family Superannuation Fund (24030200 - Superfund (Corporate Trustee))

Adviser Name: Thomas Graham at Simmons Livingstone and Associates



Name	Ex Date	Payable Date	Receipt Date	Income Rate (Cents per unit)	Income Amount (\$)	Franked Dividend (\$)	Unfranked Dividend (\$)	Other (\$)	Cash Amount (\$)	TFN Amounts withheld (\$)	Franking Credit (\$)
Dividend / Income Distribution *											
BILL	01/07/2020	13/07/2020	14/07/2020	3.1910	3.22	0.00	0.00	3.22	3.22	0.00	0.00
F100	01/07/2020	16/07/2020	16/07/2020	12.4461	113.38	0.00	0.00	113.38	113.38	0.00	0.00
FUEL	01/07/2020	16/07/2020	16/07/2020	6.2285	248.58	0.00	0.00	248.58	248.58	0.00	0.00
IAF	01/07/2020	13/07/2020	14/07/2020	82.8107	18.21	0.00	0.00	18.21	18.21	0.00	0.00
IEM	01/07/2020	13/07/2020	14/07/2020	30.4282	6.39	0.00	0.00	6.39	6.39	0.00	0.00
IEU	01/07/2020	13/07/2020	14/07/2020	60.8424	65.10	0.00	0.00	65.10	65.10	0.00	0.00
IIP	01/07/2020	13/07/2020	14/07/2020	56.4007	79.53	0.00	0.00	79.53	79.53	0.00	0.00
IKO	01/07/2020	13/07/2020	14/07/2020	135.3220	101.49	0.00	0.00	101.49	101.49	0.00	0.00
ILB	01/07/2020	13/07/2020	14/07/2020	51.0344	7.14	0.00	0.00	7.14	7.14	0.00	0.00
QPON	01/07/2020	16/07/2020	16/07/2020	1.2379	1.18	0.00	0.00	1.18	1.18	0.00	0.00
VEQ	01/07/2020	16/07/2020	16/07/2020	55.2356	18.23	0.00	0.00	18.23	18.23	0.00	0.00
VGE	01/07/2020	16/07/2020	16/07/2020	36.9087	19.19	0.00	0.00	19.19	19.19	0.00	0.00
BILL	03/08/2020	13/08/2020	13/08/2020	1.3261	1.34	0.00	0.00	1.34	1.34	0.00	0.00
QPON	03/08/2020	18/08/2020	18/08/2020	1.5247	1.45	0.00	0.00	1.45	1.45	0.00	0.00
GPT	13/08/2020	28/08/2020	28/08/2020	9.3000	26.69	0.00	0.00	26.69	26.69	0.00	0.00
CBA	19/08/2020	30/09/2020	30/09/2020	98.0000	16.66	16.66	0.00	0.00	16.66	0.00	7.14
WPL	24/08/2020	18/09/2020	18/09/2020	36.2470	27.19	27.19	0.00	0.00	27.19	0.00	11.65
AGL	26/08/2020	25/09/2020	25/09/2020	51.0000	46.41	37.13	9.28	0.00	46.41	0.00	15.91
TLS	26/08/2020	24/09/2020	24/09/2020	8.0000	43.92	43.92	0.00	0.00	43.92	0.00	18.82
LNK	01/09/2020	25/09/2020	25/09/2020	3.5000	13.82	6.91	6.91	0.00	13.82	0.00	2.96
QPON	01/09/2020	16/09/2020	16/09/2020	1.4479	1.38	0.00	0.00	1.38	1.38	0.00	0.00
AMC	02/09/2020	23/09/2020	23/09/2020	16.0000	18.56	0.00	0.00	18.56	18.56	0.00	0.00

10.46

The information in this report is of a general nature only and does not take into account your personal objectives, financial situation or needs. Any amounts are reflective of your current investment positions only, and do not represent a guarantee of benefit as the positions may not include tax payable, fees or other deductions or credits. The actual amount payable will be determined at the time a payment is made. For superannuation members - the Government has placed restrictions (known as "Preservation" rules) on when superannuation benefits can be received - refer to the Product Disclosure Statement for more information. Whilst reasonable care has been taken in preparing the information provided, no responsibility will be taken for its accuracy nor for its use. In preparing this document, we have relied upon and assumed, without independent verification, the accuracy and completeness of all information supplied by or obtained from third parties. To the maximum extent permitted by law, neither we, nor our directors, employees or agents accept any liability for any loss arising in relation to this report.

Income - Accrual basis

From 01/07/2020 to 30/06/2021

Account Name: Donel Pty Ltd ATF The Cooke Family Superannuation Fund (24030200 - Superfund (Corporate Trustee))

Adviser Name: Thomas Graham at Simmons Livingstone and Associates



Name	Ex Date	Payable Date	Receipt Date	Income Rate (Cents per unit)	Income Amount (\$)	Franked Dividend (\$)	Unfranked Dividend (\$)	Other (\$)	Cash Amount (\$)	TFN Amounts withheld (\$)	Franking Credit (\$)
MPL	02/09/2020	24/09/2020	24/09/2020	6.3000	36.79	36.79	0.00	0.00	36.79	0.00	15.77
BHP	03/09/2020	22/09/2020	22/09/2020	75.4562	24.90	24.90	0.00	0.00	24.90	0.00	10.67
BILL	07/09/2020	17/09/2020	17/09/2020	1.2633	1.28	0.00	0.00	1.28	1.28	0.00	0.00
BXB	09/09/2020	08/10/2020	08/10/2020	12.5400	16.05	4.82	11.24	(0.01)	16.05	0.00	2.06
OZL	17/09/2020	05/10/2020	05/10/2020	8.0000	8.08	8.08	0.00	0.00	8.08	0.00	3.46
CAR	22/09/2020	07/10/2020	07/10/2020	25.0000	11.50	11.50	0.00	0.00	11.50	0.00	4.93
INT0011AU	30/09/2020	13/10/2020	13/10/2020	0.3255	35.21	4.95	0.77	29.49	35.21	0.00	10.12
INT0017AU	30/09/2020	13/10/2020	13/10/2020	0.4914	27.74	0.00	0.00	27.74	27.74	0.00	0.00
INT0082AU	30/09/2020	13/10/2020	13/10/2020	3.0631	44.66	0.00	0.00	44.66	44.66	0.00	0.00
VAN0111AU	30/09/2020	08/10/2020	08/10/2020	2.8356	2,001.66	123.61	3.90	1,874.15	2,001.66	0.00	56.53
QPON	01/10/2020	16/10/2020	16/10/2020	1.4116	1.34	0.00	0.00	1.34	1.34	0.00	0.00
VEQ	01/10/2020	16/10/2020	16/10/2020	21.6462	7.14	0.00	0.00	7.14	7.14	0.00	0.00
VGE	01/10/2020	16/10/2020	16/10/2020	48.6810	25.31	0.00	0.00	25.31	25.31	0.00	0.00
BILL	09/10/2020	21/10/2020	21/10/2020	1.0896	1.31	0.00	0.00	1.31	1.31	0.00	0.00
IAF	09/10/2020	21/10/2020	21/10/2020	42.5969	17.04	0.00	0.00	17.04	17.04	0.00	0.00
ILB	09/10/2020	21/10/2020	21/10/2020	20.8181	2.91	0.00	0.00	2.91	2.91	0.00	0.00
QPON	02/11/2020	17/11/2020	17/11/2020	1.2632	1.20	0.00	0.00	1.20	1.20	0.00	0.00
BILL	09/11/2020	19/11/2020	19/11/2020	0.9954	1.19	0.00	0.00	1.19	1.19	0.00	0.00
WBC	11/11/2020	18/12/2020	18/12/2020	31.0000	39.99	39.99	0.00	0.00	39.99	0.00	17.14
AMC	23/11/2020	15/12/2020	15/12/2020	16.5500	19.20	0.00	0.00	19.20	19.20	0.00	0.00
QPON	01/12/2020	16/12/2020	16/12/2020	1.1563	1.10	0.00	0.00	1.10	1.10	0.00	0.00
BILL	08/12/2020	18/12/2020	18/12/2020	0.5412	0.65	0.00	0.00	0.65	0.65	0.00	0.00
IEM	22/12/2020	06/01/2021	06/01/2021	56.2849	11.82	0.00	0.00	11.82	11.82	0.00	0.00

The information in this report is of a general nature only and does not take into account your personal objectives, financial situation or needs. Any amounts are reflective of your current investment positions only, and do not represent a guarantee of benefit as the positions may not include tax payable, fees or other deductions or credits. The actual amount payable will be determined at the time a payment is made. For superannuation members - the Government has placed restrictions (known as "Preservation" rules) on when superannuation benefits can be received - refer to the Product Disclosure Statement for more information. Whilst reasonable care has been taken in preparing the information provided, no responsibility will be taken for its accuracy nor for its use. In preparing this document, we have relied upon and assumed, without independent verification, the accuracy and completeness of all information supplied by or obtained from third parties. To the maximum extent permitted by law, neither we, nor our directors, employees or agents accept any liability for any loss arising in relation to this report.

10.47

Income - Accrual basis

From 01/07/2020 to 30/06/2021

Account Name: Donel Pty Ltd ATF The Cooke Family Superannuation Fund (24030200 - Superfund (Corporate Trustee))

Adviser Name: Thomas Graham at Simmons Livingstone and Associates



Name	Ex Date	Payable Date	Receipt Date	Income Rate (Cents per unit)	Income Amount (\$)	Franked Dividend (\$)	Unfranked Dividend (\$)	Other (\$)	Cash Amount (\$)	TFN Amounts withheld (\$)	Franking Credit (\$)
IEU	22/12/2020	06/01/2021	06/01/2021	37.5575	40.19	0.00	0.00	40.19	40.19	0.00	0.00
IJP	22/12/2020	06/01/2021	06/01/2021	25.2886	35.66	0.00	0.00	35.66	35.66	0.00	0.00
CSA0131AU	31/12/2020	13/01/2021	13/01/2021	0.7700	95.04	2.14	0.11	92.79	95.04	0.00	4.14
INT0017AU	31/12/2020	13/01/2021	13/01/2021	0.4341	24.51	0.00	0.00	24.51	24.51	0.00	0.00
MGE0007AU	31/12/2020	18/01/2021	18/01/2021	3.3200	777.56	0.00	0.00	777.56	777.56	0.00	0.00
VAN0111AU	31/12/2020	12/01/2021	12/01/2021	3.3745	2,422.49	149.60	4.71	2,268.18	2,422.49	0.00	68.41
F100	04/01/2021	19/01/2021	19/01/2021	7.7022	107.60	0.00	0.00	107.60	107.60	0.00	0.00
FUEL	04/01/2021	19/01/2021	19/01/2021	5.6813	257.99	0.00	0.00	257.99	257.99	0.00	0.00
QPON	04/01/2021	19/01/2021	19/01/2021	1.7201	2.37	0.00	0.00	2.37	2.37	0.00	0.00
VEQ	04/01/2021	19/01/2021	19/01/2021	26.2452	8.66	0.00	0.00	8.66	8.66	0.00	0.00
VGE	04/01/2021	19/01/2021	19/01/2021	36.1708	18.81	0.00	0.00	18.81	18.81	0.00	0.00
BILL	06/01/2021	18/01/2021	18/01/2021	0.5210	0.53	0.00	0.00	0.53	0.53	0.00	0.00
IAF	06/01/2021	18/01/2021	18/01/2021	36.2954	20.33	0.00	0.00	20.33	20.33	0.00	0.00
QPON	01/02/2021	16/02/2021	16/02/2021	1.5781	2.18	0.00	0.00	2.18	2.18	0.00	0.00
BILL	08/02/2021	18/02/2021	18/02/2021	0.1630	0.17	0.00	0.00	0.17	0.17	0.00	0.00
SCG	12/02/2021	26/02/2021	26/02/2021	7.0000	33.67	0.03	0.00	33.64	33.67	0.00	0.01
CBA	16/02/2021	30/03/2021	30/03/2021	150.0000	25.50	25.50	0.00	0.00	25.50	0.00	10.93
IAG	16/02/2021	30/03/2021	30/03/2021	7.0000	24.92	0.00	0.00	24.92	24.92	0.00	0.00
GPT	18/02/2021	26/02/2021	26/02/2021	13.2000	37.88	0.00	0.00	37.88	37.88	0.00	0.00
NCM	18/02/2021	25/03/2021	25/03/2021	19.3050	15.64	15.64	0.00	0.00	15.64	0.00	6.71
AMC	23/02/2021	16/03/2021	16/03/2021	15.2100	17.64	0.00	0.00	17.64	17.64	0.00	0.00
TLS	24/02/2021	26/03/2021	26/03/2021	8.0000	30.24	30.24	0.00	0.00	30.24	0.00	12.96
WPL	25/02/2021	24/03/2021	24/03/2021	15.2964	11.47	11.47	0.00	0.00	11.47	0.00	4.92

The information in this report is of a general nature only and does not take into account your personal objectives, financial situation or needs. Any amounts are reflective of your current investment positions only, and do not represent a guarantee of benefit as the positions may not include tax payable, fees or other deductions or credits. The actual amount payable will be determined at the time a payment is made. For superannuation members - the Government has placed restrictions (known as "preservation" rules) on when superannuation benefits can be received - refer to the Product Disclosure Statement for more information. Whilst reasonable care has been taken in preparing the information provided, no responsibility will be taken for its accuracy nor for its use. In preparing this document, we have relied upon and assumed, without independent verification, the accuracy and completeness of all information supplied by or obtained from third parties. To the maximum extent permitted by law, neither we, nor our directors, employees or agents accept any liability for any loss arising in relation to this report.

10.48

Income - Accrual basis

From 01/07/2020 to 30/06/2021

Account Name: Donel Pty Ltd ATF The Cooke Family Superannuation Fund (24030200 - Superfund (Corporate Trustee))

Adviser Name: Thomas Graham at Simmons Livingstone and Associates



Name	Ex Date	Payable Date	Receipt Date	Income Rate (Cents per unit)	Income Amount (\$)	Franked Dividend (\$)	Unfranked Dividend (\$)	Other (\$)	Cash Amount (\$)	TFN Amounts withheld (\$)	Franking Credit (\$)
APX	01/03/2021	19/03/2021	19/03/2021	5.5000	5.56	2.78	2.78	0.00	5.56	0.00	1.19
QPON	01/03/2021	16/03/2021	16/03/2021	1.7296	2.39	0.00	0.00	2.39	2.39	0.00	0.00
OSH	02/03/2021	25/03/2021	25/03/2021	0.6478	2.55	0.00	0.00	2.55	2.55	0.00	0.00
LNK	03/03/2021	09/04/2021	09/04/2021	4.5000	8.55	5.13	3.42	0.00	8.55	0.00	2.20
MPL	03/03/2021	25/03/2021	25/03/2021	5.8000	40.48	40.48	0.00	0.00	40.48	0.00	17.35
BHP	04/03/2021	23/03/2021	23/03/2021	131.1348	41.96	41.96	0.00	0.00	41.96	0.00	17.98
BILL	08/03/2021	18/03/2021	18/03/2021	0.0779	0.07	0.00	0.00	0.07	0.07	0.00	0.00
ILU	09/03/2021	08/04/2021	08/04/2021	2.0000	4.24	4.24	0.00	0.00	4.24	0.00	1.82
BXB	10/03/2021	08/04/2021	08/04/2021	13.0800	33.62	10.09	5.54	17.99	33.62	0.00	4.32
CAR	23/03/2021	21/04/2021	21/04/2021	25.0000	11.25	11.25	0.00	0.00	11.25	0.00	4.82
VAN0111AU	31/03/2021	12/04/2021	12/04/2021	6.8150	4,986.20	307.92	9.70	4,668.58	4,986.20	0.00	140.82
QPON	01/04/2021	20/04/2021	20/04/2021	1.9449	2.68	0.00	0.00	2.68	2.68	0.00	0.00
VEQ	01/04/2021	20/04/2021	20/04/2021	23.5760	7.54	0.00	0.00	7.54	7.54	0.00	0.00
VGE	01/04/2021	20/04/2021	20/04/2021	8.1239	4.06	0.00	0.00	4.06	4.06	0.00	0.00
BILL	07/04/2021	19/04/2021	19/04/2021	0.1170	0.11	0.00	0.00	0.11	0.11	0.00	0.00
IAF	07/04/2021	19/04/2021	19/04/2021	33.7194	18.88	0.00	0.00	18.88	18.88	0.00	0.00
QPON	03/05/2021	18/05/2021	18/05/2021	2.7398	3.78	0.00	0.00	3.78	3.78	0.00	0.00
BILL	05/05/2021	17/05/2021	17/05/2021	0.1136	0.11	0.00	0.00	0.11	0.11	0.00	0.00
WBC	13/05/2021	25/06/2021	25/06/2021	58.0000	73.66	73.66	0.00	0.00	73.66	0.00	31.57
AMC	25/05/2021	15/06/2021	15/06/2021	15.1200	11.79	0.00	0.00	11.79	11.79	0.00	0.00
QPON	01/06/2021	17/06/2021	17/06/2021	2.7143	3.75	0.00	0.00	3.75	3.75	0.00	0.00
BILL	04/06/2021	17/06/2021	17/06/2021	0.1631	0.15	0.00	0.00	0.15	0.15	0.00	0.00
CSA0131AU	30/06/2021	14/07/2021	14/07/2021	29.3003	3,624.29	81.67	4.05	3,538.57	3,624.29	0.00	157.78

The information in this report is of a general nature only and does not take into account your personal objectives, financial situation or needs. Any amounts are reflective of your current investment positions only, and do not represent a guarantee of benefit as the positions may not include tax payable, fees or other deductions or credits. The actual amount payable will be determined at the time a payment is made. For superannuation members - the Government has placed restrictions (known as "preservation" rules) on when superannuation benefits can be received - refer to the Product Disclosure Statement for more information. Whilst reasonable care has been taken in preparing the information provided, no responsibility will be taken for its accuracy nor for its use. In preparing this document, we have relied upon and assumed, without independent verification, the accuracy and completeness of all information supplied by or obtained from third parties. To the maximum extent permitted by law, neither we, nor our directors, employees or agents accept any liability for any loss arising in relation to this report.

10.49

Income - Accrual basis

From 01/07/2020 to 30/06/2021

Account Name: Donel Pty Ltd ATF The Cooke Family Superannuation Fund (24030200 - Superfund (Corporate Trustee))

Adviser Name: Thomas Graham at Simmons Livingstone and Associates

Name	Ex Date	Payable Date	Receipt Date	Income Rate (Cents per unit)	Income Amount (\$)	Franked Dividend (\$)	Unfranked Dividend (\$)	Other (\$)	Cash Amount (\$)	TFN Amounts withheld (\$)	Franking Credit (\$)
INT0002AU	30/06/2021	15/07/2021	15/07/2021	0.6698	20.49	14.20	0.43	5.86	20.49	0.00	19.80
INT0016AU	30/06/2021	15/07/2021	15/07/2021	12.2051	3,265.63	0.00	0.00	3,265.63	3,265.63	0.00	0.00
INT0017AU	30/06/2021	15/07/2021	15/07/2021	9.6924	514.26	0.00	0.00	514.26	514.26	0.00	0.00
INT0082AU	30/06/2021	15/07/2021	15/07/2021	6.3194	91.36	0.00	0.00	91.36	91.36	0.00	0.00
MGE0007AU	30/06/2021	22/07/2021	22/07/2021	3.4300	817.83	0.00	0.00	817.83	817.83	0.00	0.00
MIA0001AU	30/06/2021	13/07/2021	13/07/2021	26.4136	5,513.11	0.00	0.00	5,513.11	5,513.11	0.00	0.00
PLA0002AU	30/06/2021	15/07/2021	15/07/2021	6.4061	742.80	(1.50)	0.00	744.30	742.80	0.00	1.50
VAN0111AU	30/06/2021	09/07/2021	09/07/2021	6.3730	4,840.92	298.95	9.42	4,532.55	4,840.92	0.00	136.71
Sub Total:					31,922.25	1,511.90	72.26	30,338.09	31,922.25	0.00	823.10
Total:									31,922.25	0.00	823.10

* Dividend / Income Distributions - Where applicable, records may be inclusive of adjustment amounts (where an accrual is calculated at the Ex date, but settled at the Payment date for a different amount). For example, differences commonly occur due to currency fluctuations.

^ If the full amount or a portion of the dividend was received in foreign currency, the 'Cash Amount' includes the AUD equivalent of the foreign currency received.

The information in this report is of a general nature only and does not take into account your personal objectives, financial situation or needs. Any amounts are reflective of your current investment positions only, and do not represent a guarantee of benefit as the positions may not include tax payable, fees or other deductions or credits. The actual amount payable will be determined at the time a payment is made. For superannuation members - the Government has placed restrictions (known as "Preservation" rules) on when superannuation benefits can be received - refer to the Product Disclosure Statement for more information. Whilst reasonable care has been taken in preparing the information provided, no responsibility will be taken for its accuracy nor for its use. In preparing this document, we have relied upon and assumed, without independent verification, the accuracy and completeness of all information supplied by or obtained from third parties. To the maximum extent permitted by law, neither we, nor our directors, employees or agents accept any liability for any loss arising in relation to this report.

10-50

Profits/Losses on Disposal (non-Capital) Report



From 01/07/2020 to 30/06/2021

Account Name: Donel Pty Ltd ATF The Cooke Family Superannuation Fund (24030200 - Superfund (Corporate Trustee))

Adviser Name: Thomas Graham at Simmons Livingstone and Associates

Realised Profits/Losses - Income Securities

This schedule contains no information and has intentionally been left blank.

Disclaimer:

Reports run before the end of the financial year are likely to be inaccurate or incomplete due to estimated data being provided to us. For Accountholders in the Investment Service (including SMSFs), we will provide a Final Annual Tax Statement based on the final data provided to us. While every effort is made to provide accurate and complete information, we do not warrant or represent that the information in this Annual Tax Statement is free from errors or omissions or is suitable for your intended use, and we do not accept any liability any loss or damage suffered by the recipient of this information or any other person. The taxation information contained in this document is not taxation advice and should not be relied upon as such.

10.51

11-1

776/9.

Activity

Dividends & Payments

Transactions

Filter by account

Export to PDF

MAGNETITE MINES LIMITED, Donel Pty Ltd X*****1351

Filter by dates

FINANCIAL PERIOD

DATE RANGE

Financial year

All

MAGNETITE MINES LIMITED

Donel Pty Ltd <COOKE FAMILY SUPER FUND> X*****1351
2020 RIGHTS ISSUE 1:4 ENTITLEMENT (WA)

Date	Transaction	Movement	Balance
10/09/2020	ENTITLEMENT	+3000	3000

ORDINARY FULLY PAID SHARES (WA)

Date	Transaction	Movement	Balance
24/12/2015	CHES DAILY MOVEMENT UP	+12000	12000
24/12/2015	COMPANY ASX CHANGE	-12000	0
16/12/2015	CHES DAILY MOVEMENT UP	+12000	12000
16/12/2015	COMPANY ASX CHANGE	-12000	0
27/04/2011	CHES DAILY MOVEMENT UP	+12000	12000

776/22

776/9.

Resource Base Limited

ABN: 57 113 385 425

Place of Incorporation/Registration: Victoria

CHESS HOLDING STATEMENT

For statement enquiries contact
your CHESS Sponsor:

**COMMONWEALTH SECURITIES
LIMITED**

LOCKED BAG 22
AUSTRALIA SQUARE
SYDNEY, NSW 1215

☎ 131519



276289 01402

DONEL PTY LTD

<COOKE FAMILY SUPER FUND A/C>

PO BOX 1452

OXENFORD QLD 4210

Holder ID Number (HIN): 0015451351

CHESS Sponsor's ID (PID): 01402

Statement Period: November 2020

Page: 1 of 1

RBX - ORDINARY FULLY PAID

Date	Transaction Type	Transaction ID	Ex/Cum Status	Quantity		Holding Balance
				On	Off	
	Balance Brought Forward from 02 May 17					3334
27 Nov 20	Movement of Securities from CHESS to Issuer Subregister	001070X27ED7UI00			3334	0

FOR YOUR INFORMATION

- ☛ To obtain full terms and conditions of an Issuer's securities contact the Issuer's Registrar or the Issuer directly.
- ☛ For information about CHESS Depository Interests (CDIs) and to obtain a free copy of the Financial Services Guide (FSG) or any supplementary FSG for CHESS Depository Nominees Pty Ltd go to www.asx.com.au/cdis or phone 131 279.
- ☛ ASX Settlement may by law need to disclose information in CHESS Holdings to third parties.

Refer overleaf for additional important information




ASX

Issued By:

ASX Settlement Pty Limited | ABN 49 008 504 532 | PO Box H227, Australia Square, Sydney NSW 1215

Share Registry Details:

LINK MARKET SERVICES LIMITED
LOCKED BAG A14,
SYDNEY SOUTH NSW 1235
Ph: 02 82807111



RESOURCEBASE
LIMITED

ABN 57 113 385 425

12.1

All Registry Communications to:
Link Market Services Limited
Locked Bag A14
Sydney South NSW 1235 Australia
Telephone: +61 1300 554 474
Facsimile: +61 2 9287 0303
ASX Code: RBX
Email: registrars@linkmarketservices.com.au
Website: www.linkmarketservices.com.au



041 10667

DONEL PTY LTD
<COOKE FAMILY SUPER FUND A/C>
PO BOX 1452
OXENFORD QLD 4210

SECURITYHOLDER
REFERENCE NUMBER (SRN): I40221762471

PAGE NUMBER: 1

STATEMENT DATE: 27/11/2020

RBX - FULLY PAID ORDINARY SHARES
ISSUER SPONSORED HOLDING STATEMENT



DATE	TRANSACTION TYPE	INCREASE	DECREASE	HOLDING BALANCE
	OPENING BALANCE			0
27/11/2020	CHESS to Issuer Sponsored Conversion	3334	0	
	CLOSING BALANCE			3334



NOTE: The closing balance shown includes all transactions registered as at end of day on the date indicated. Securityholders should not rely on the balance shown in this statement as being a complete record of their current holding and the Issuer will not be liable for any financial loss incurred by a securityholder who relies on the balance shown without making their own adjustments for any transfers relating to market and off market transactions which have yet to be registered.

Please note your Securityholder Reference Number (SRN) recorded above is a unique identifier for your security holding and must be used in all communications with the company, the registry, your stockbroker or financial adviser. This statement is an important document and you must take appropriate steps to protect and **keep your SRN secure** for future reference. For security reasons we may not disclose your SRN on other registry communications. If lost or destroyed, a charge will be levied for a replacement statement.

THE AUSTRALIAN TAXATION OFFICE (ATO) ADVISES YOU TO KEEP THIS STATEMENT. DISPOSAL OF SECURITIES MAY LEAD TO CAPITAL GAINS TAX. PHONE THE ATO ON 1300 720 092 IF YOU NEED THE "GUIDE TO CAPITAL GAINS TAX".

Transaction History

« View: RBX, I*****2471 (DONEL PTY LTD <COOKE FAMILY SUPER FUND A/C>)

Date range from (dd/mm/yyyy) 07/12/2019 to (dd/mm/yyyy) 07/12/2021

Displaying Transaction History from 07 Dec 2019 to 07 Dec 2021

HIN/SRN EMP ID	Security Code	Date	Transaction	Change	Running Balance
I*****2471	RBX	05/07/2021	Float	417	417
I*****2471	RBX	18/06/2021	Adjustment	-417	0
I*****2471	RBX	30/04/2021	Reconstruction	-2,917	417
I*****2471	RBX	27/11/2020	CHESS to Issuer Sponsored Conversion	3,334	3,334

Viewing 1 - 4 of 4

13-1
I 9900101762
4210.

Transaction History

BRK - ORDINARY FULLY PAID SHARES

DONEL PTY LTD

FROM

03-June-2014



TO

07-December-2021



search

download as... ()

CAPITAL RECONSTRUCTION - CONSOLIDATION

DATE	AMOUNT	BALANCE
08-October-2015	-5,603	623

CAPITAL RECONSTRUCTION - CONSOLIDATION

DATE	AMOUNT	BALANCE
15-June-2015	-6,226	6,226

CHESS TO ISSUER SPONSORED CONVERSION

DATE	AMOUNT	BALANCE
19-March-2015	12,452	12,452

[back to top](#)

[back to portfolio](#)

1300 288 664

14-1

Cooke Family SF
Summary of Dividends Received

2021 year

Resource Base 140221762471 4210
Brookside Energy 19900101762 4210

Anteo Diagnostics 239/01		239/02		239/03		239/06	
UF	F	UF	F	UF	F	UF	F
0	0	0	0	0	0	0	0
Total		Total		Total		Total	
0		0		0		0	

239/04		239/05		239/09		239/12	
UF	F	UF	F	UF	F	UF	F
0	0	0	0	0	0	0	0
Total		Total		Total		Total	
0		0		0		0	

239/07		239/08		239/15		239/18	
UF	F	UF	F	UF	F	UF	F
0	0	0	0	0	0	0	0
Total		Total		Total		Total	
0		0		0		0	

Mesoblast 239/10		239/11		239/14		239/17	
UF	F	UF	F	UF	F	UF	F
0	0	0	0	0	0	0	0
Total		Total		Total		Total	
0		0		0		0	

Resource Base Ltd 239/13 140221762471 4210		239/16		239/20		239/21	
UF	F	UF	F	UF	F	UF	F
0	0	0	0	0	0	0	0
Total		Total		Total		Total	
0		0		0		0	

ANZ 239/02		239/17		239/18		239/21	
UF	F	UF	F	UF	F	UF	F
0	0	0	0	0	0	0	0
Total		Total		Total		Total	
0		0		0		0	

Brookside Energy 239/03		239/15		239/18		239/21	
UF	F	UF	F	UF	F	UF	F
0	0	0	0	0	0	0	0
Total		Total		Total		Total	
0		0		0		0	

TOTAL		1150.65 Commsec reports	
UF	F	UF	F
0	0	824.37	1975.02
12.88	2664.88		
		<u>1975.02</u>	

Contract for Commercial Lots in a Community Titles Scheme

Seventh Edition

This document has been approved by The Real Estate Institute of Queensland Limited and the Queensland Law Society Incorporated as being suitable for the sale and purchase of Commercial Lots in a Community Titles Scheme in Queensland. The Seller and Buyer agree to sell and buy the Property under this Contract.

REFERENCE SCHEDULE

Contract Date: 20/10/2021

AGENT

NAME:

[Empty name field]

LICENCE NO:

[Empty licence number field]

ABN/ACN:

Client No: 1050586 Duties Act 2001
Transaction No: 522877332
Duty Paid \$ 27,675.00 Exempt
UTI \$
Date: 19/11/2021

SUBURB:

PHONE:

MOBILE:

FAX:

STATE:

POSTCODE:

EMAIL:

PARTIES

SELLER

NAME:

DONEL PTY LTD

ADDRESS: C/- 49 Graywillow Bvd

SUBURB: Oxenford

PHONE:

MOBILE:

FAX:

STATE: QLD

POSTCODE: 4210

EMAIL:

ABN:

0412 240 036

NAME:

[Empty name field]

ADDRESS:

[Empty address field]

SUBURB:

PHONE:

MOBILE:

FAX:

STATE:

POSTCODE:

EMAIL:

ABN:

SELLER'S SOLICITOR

NAME:

Queensland Law

← or any other Solicitor notified to the Buyer

REF:

CONTACT:

Roberta

ADDRESS: 1/46 Smith Street

SUBURB: Southport

PHONE:

MOBILE:

FAX:

STATE: QLD

POSTCODE: 4215

EMAIL:

qldlawco@bigpond.com.au

07 5531 2111

INITIALS (Note: initials not required if signed with Electronic Signature)

[Handwritten signature]

INITIAL 0X0020240538

14-3

BUYER

NAME:

L & V Pools Property Pty Ltd ACN: 651 019 573 ATF L & V Pools Property Trust

ADDRESS: Unit 2, 8 Telford Place

SUBURB: ARUNDEL

PHONE:

MOBILE:

0417 766 412

FAX:

EMAIL:

tony@lvpools.com.au

STATE: QLD

POSTCODE: 4214

ABN

NAME:

ADDRESS:

SUBURB:

PHONE:

MOBILE:

FAX:

EMAIL:

STATE:

POSTCODE:

ABN:

BUYER'S SOLICITOR

NAME:

Queensland Law Company

← or any other Solicitor notified to the Seller

REF:

CONTACT:

Roberta

ADDRESS: 1/46 Smith Street

SUBURB: Southport

PHONE:

07 5531 2111

MOBILE:

FAX:

EMAIL:

qklawco@bigpond.com.au

STATE: QLD

POSTCODE: 4215

PROPERTY

Lot Address: Unit 2, No 8 Telford Place

Suburb: Arundel

Description: Lot: 2

on: BUP GTP SP 157381

STATE: QLD

POSTCODE: 4214

Scheme:

Community Titles Scheme:

Title Reference: 50427199

Local Government: Gold Coast

Present Use:

Industrial

Excluded Fixtures:

Included Chattels:

INITIALS (Note: initials not required if signed with Electronic Signature)

Handwritten initials

Handwritten initials

INITIAL

14-4

PRICE

Purchase Price: \$ 755,000.00

Deposit: \$ N/A Initial Deposit payable on the day the Buyer signs this contract unless another time is specified below:

\$ Balance Deposit (if any) payable on:

Deposit Holder: N/A

Deposit Holder's Trust Account BANK: BSB: ACCOUNT NO:

Default Interest Rate: % ← If no figure is inserted, the Contract Rate applying at the Contract Date published by the Queensland Law Society Inc. will apply.

FINANCE

Finance Amount: \$ NIL ← Unless all of "Finance Amount", "Financier" and "Finance Date" are completed, this contract is not subject to finance and clause 3 does not apply.

Financier: Finance Date:

BUILDING AND/OR PEST INSPECTION DATE

Inspection Date: N/A ← If "Inspection Date" is not completed, the contract is not subject to an inspection report and clause 4 does not apply.

MATTERS AFFECTING PROPERTY

Title Encumbrances:

Is the Property sold subject to any Encumbrances? No Yes, listed below: Only those noted on the certificate of Title

← **WARNING TO SELLER:** You are required to disclose all Title Encumbrances which will remain after settlement (for example, easements on your title and statutory easements for sewerage and drainage which may not appear on a title search). Failure to disclose these may entitle the Buyer to terminate the contract or to compensation. It is NOT sufficient to state "refer to title", "search will reveal", or similar.

ADDITIONAL BODY CORPORATE INFORMATION

Interest Schedule Lot Entitlement of Lot: Aggregate Interest Schedule Lot Entitlement: Contribution Schedule Lot Entitlement of Lot: Aggregate Contribution Schedule Lot Entitlement:

INSURANCE POLICIES

Insurer: Building: Public Liability: Other: Policy No:

INITIALS (Note: initials not required if signed with Electronic Signature)

[Handwritten Signature]

INITIAL

NEIGHBOURHOOD DISPUTES (DIVIDING FENCES AND TREES) ACT 2011

The Seller gives notice to the Buyer in accordance with section 83 of the Neighbourhood Disputes (Dividing Fences and Trees) Act 2011 that the Lot: (select whichever is applicable)

- is not affected by any application to, or an order made by, the Queensland Civil and Administrative Tribunal (QCAT) in relation to a tree on the Land or
- is affected by an application to, or an order made by, QCAT in relation to a tree on the Land, a copy of which has been given to the Buyer prior to the Buyer signing the contract.

← WARNING: Failure to comply with section 83 Neighbourhood Disputes (Dividing Fences and Trees) Act 2011 by giving a copy of an order or application to the Buyer (where applicable) prior to the Buyer signing the contract will entitle the Buyer to terminate the contract prior to Settlement.

GST TABLE

GOODS AND SERVICES TAX - WARNING

Marking the GST items in the GST Table may have significant consequences for the Seller and Buyer. The Seller and Buyer should seek professional advice about the completion of the GST items and not rely on the Agent to complete the GST items.

Notes to Completion:

- A. Only 1 box in the selected item must be marked.
- B. If the Yes box in item GST 1 is marked:
 - items GST2 and GST3 must not be marked;
 - despite any markings of items GST2 and GST3, clauses 11.4, 11.5 and 11.6 do not apply.
- C. If the Yes box in item GST2 is marked:
 - item GST1 and GST3 must not be marked;
 - despite any marking of items GST1 and GST3, clauses 11.4, 11.5 and 11.7 do not apply.

GST1 GOING CONCERN

WARNING: There are strict requirements for the sale of a Going Concern under the GST Act. If in doubt about complying with those provisions, seek professional advice before marking this item.

Is this a sale of a Going Concern?

Yes ?

If Yes, clause 11.7 (If the Supply is a Going Concern) applies.
Otherwise clause 11.7 (If the Supply is a Going Concern) does not apply.
If the Yes box is marked, do not complete items GST2 and GST3.

GST2 MARGIN SCHEME

Is the Margin Scheme to apply to the sale of the Property?

Yes

If Yes, clause 11.6 (Margin Scheme) applies.
Otherwise clause 11.6 (Margin Scheme) does not apply.
The Seller must not apply the Margin Scheme to the Supply of the Property if clause 11.6 does not apply.
If the Yes box is marked, do not complete items GST1 and GST3.

GST3 INCLUSIVE OR EXCLUSIVE PURCHASE PRICE

(Do not complete item GST3 if the item GST1 (Going Concern) or item GST2 (Margin Scheme) are marked Yes.)

Does the Purchase Price include GST? **Mark 1 box only** Yes If Yes, clause 11.4 (Purchase Price Includes GST) applies.
No If No, clause 11.5 (Purchase Price Does Not Include GST) applies.

If neither box is marked or both boxes are marked, clause 11.4 (Purchase Price Includes GST) applies.

GST WITHHOLDING OBLIGATIONS

Buyer Warranty

Is the Buyer registered for GST and acquiring the Lot for a creditable purpose? (select whichever is applicable)

- Yes
- No

← WARNING: the Buyer warrants in clause 2.4 (6) that this information is true and correct.

[Note: If the Buyer selects [No] the Seller may be required to give a notice under section 14-255 of the Withholding Law prior to settlement.]

INITIALS (Note: initials not required if signed with Electronic Signature)

[Handwritten initials]

INITIAL
000020240536

14-6

COMMERCIAL TENANCY SCHEDULE*

**Attach further Schedule if insufficient space.*

LEASE 1

Name of Tenant: Tonandon Pty Ltd

Use: Office & Warehouse Location/Tenancy No: 2

Area of Tenancy (m²approx): _____ Current Rent per Annum: \$ _____
 inclusive of outgoings exclusive of outgoings

Current Commencement Date: 01 July 2021 Current Term: 2 Years

Remaining Option/s: Option 1 Term: Nil years
 Option 2 Term: _____ years
 Option 3 Term: _____ years

Tenant Car Park: No: _____ Rate \$ 41,280.00 per annum month

LEASE 2

Name of Tenant: _____

Use: _____ Location/Tenancy No: _____

Area of Tenancy (m²approx): _____ Current Rent per Annum: \$ _____
 inclusive of outgoings exclusive of outgoings

Current Commencement Date: _____ Current Term: _____

Remaining Option/s: Option 1 Term: _____ years:
 Option 2 Term: _____ years:
 Option 3 Term: _____ years:

Tenant Car Park: No: _____ Rate \$ _____ per annum month

SERVICE AGREEMENT SCHEDULE*

** Attach further Schedule if insufficient space.*

CONTRACT 1

Contractor: _____

Service performed: _____

Cost: \$ _____ per annum quarter month

CONTRACT 2

Contractor: _____

Service performed: _____

Cost: \$ _____ per annum quarter month

CONTRACT 3

Contractor: _____

Service performed: _____

Cost: \$ _____ per annum quarter month

INITIALS (Note: initials not required if signed with Electronic Signature)

[Handwritten Signature]

INITIAL

SELLER'S DISCLOSURE

WARNING: The Seller is taken to have knowledge of significant Body Corporate matters that may affect the Buyer, where the Seller ought reasonably to be aware of those matters.

[Section 223(4) Body Corporate and Community Management Act 1997]

The Seller gives notice to the Buyer of the following matters:

(a) LATENT OR PATENT DEFECTS IN COMMON PROPERTY OR BODY CORPORATE ASSETS

[Empty disclosure box for latent or patent defects]

[Sections 223(2)(a) and 223(2)(b) Body Corporate and Community Management Act 1997] Annex details of disclosure made by the Seller (if any).

(b) ACTUAL CONTINGENT OR EXPECTED LIABILITIES OF BODY CORPORATE

[Empty disclosure box for actual contingent or expected liabilities]

[Sections 223(2)(c) and 223(2)(d) Body Corporate and Community Management Act 1997]. Annex details of disclosure made by the Seller (if any).

(c) CIRCUMSTANCES IN RELATION TO AFFAIRS OF THE BODY CORPORATE

[Empty disclosure box for circumstances in relation to affairs]

[Sections 223(3) Body Corporate and Community Management Act 1997]. Annex details of disclosure made by the Seller (if any).

(d) EXCEPTIONS TO STATEMENTS IN CLAUSE 7.4(2)

[Empty disclosure box for exceptions to statements]

Annex details of disclosure made by the Seller (if any).

(e) PROPOSED BODY CORPORATE RESOLUTIONS (CLAUSE 8.4)

[Empty disclosure box for proposed resolutions]

Annex details of disclosure made by the Seller (if any).

INITIALS (Note: initials not required if signed with Electronic Signature)

[Handwritten signature]

INITIAL

14-8

The REIQ Terms of Contract for Commercial Lots in a Community Titles Scheme (Pages 8-20)
Seventh Edition Contain the Terms of this Contract

SPECIAL CONDITIONS

NIL


SETTLEMENT

Settlement Date: 30 DAYS FROM CONTRACT DATE
Or the next Business Day if that is not a Business Day in the Place for Settlement.

Place for Settlement: Gold Coast

If Brisbane is inserted, this is a reference to Brisbane CBD.

SIGNATURES

Seller: 

Witness:  

Seller:
By placing my signature above I warrant that I am the Seller named in the Reference Schedule or authorised by the Seller to sign.

Witness:
(Note: No witness is required if the Seller signs using an Electronic Signature)

Buyer: 

Witness:  

Buyer:
By placing my signature above, I warrant that I am the Buyer named in the Reference Schedule or authorised by the Buyer to sign.

Witness:
(Note: No witness is required if the Buyer signs using an Electronic Signature)

Deposit Holder:
Who acknowledges having received the Initial Deposit and agrees to hold that amount and any Balance Deposit when received as Deposit Holder for the parties as provided in the Contract.

INITIALS (Note: initials not required if signed with Electronic Signature)







15.1

Activity statement 001

Tax type summary

Income tax year	2021
Period	01 July 2020 - 30 June 2021
Type	Pay as you go Instalments
Balance	\$2,319.00 DR

Transactions

Processed date	Effective date	Description	Debit (DR)	Credit (CR)	Balance
01/11/2020	28/10/2020	Original Activity Statement for the period ending 30 Sep 20 - PAYG Instalments	\$773.00		\$773.00 DR
07/03/2021	02/03/2021	Original Activity Statement for the period ending 31 Dec 20 - PAYG Instalments	\$773.00		\$1,546.00 DR
02/05/2021	28/04/2021	Original Activity Statement for the period ending 31 Mar 21 - PAYG Instalments	\$773.00		\$2,319.00 DR



152

Activity statement 001

Date generated	07/12/2021
Overdue	\$0.00
Not yet due	\$0.00
Balance	\$0.00

Transactions

13 results found - from 07 December 2019 to 07 December 2021 sorted by processed date ordered newest to oldest

Processed date	Effective date	Description	Debit (DR)	Credit (CR)	Balance
2 May 2021	28 Apr 2021	Original Activity Statement for the period ending 31 Mar 21 - PAYG Instalments	\$773.00		\$0.00
13 Apr 2021	12 Apr 2021	Payment received		\$773.00	\$773.00 CR
7 Mar 2021	2 Mar 2021	Original Activity Statement for the period ending 31 Dec 20 - PAYG Instalments	\$773.00		\$0.00
19 Feb 2021	18 Feb 2021	Payment received		\$773.00	\$773.00 CR
1 Nov 2020	28 Oct 2020	Original Activity Statement for the period ending 30 Sep 20 - PAYG Instalments	\$773.00		\$0.00
21 Oct 2020	20 Oct 2020	Payment received		\$773.00	\$773.00 CR
4 Aug 2020	3 Aug 2020	Payment received		\$1,109.00	\$0.00
3 Aug 2020	3 Aug 2020	General interest charge			\$1,109.00 DR
2 Aug 2020	28 Jul 2020	Original Activity Statement for the period ending 30 Jun 20 - PAYG Instalments	\$1,109.00		\$1,109.00 DR
10 May 2020	28 Apr 2020	Original Activity Statement for the period ending 31 Mar 20 - PAYG Instalments	\$712.00		\$0.00
28 Apr 2020	27 Apr 2020	Payment received		\$712.00	\$712.00 CR



153

Income tax 551

Date generated	07/12/2021
Overdue	\$0.00
Not yet due	\$0.00
Balance	\$0.00

Transactions

4 results found - from **07 December 2019** to **07 December 2021** sorted by **processed date** ordered **newest to oldest**

Processed date	Effective date	Description	Debit (DR)	Credit (CR)	Balance
19 Mar 2021	24 Mar 2021	EFT refund for Income Tax for the period from 01 Jul 19 to 30 Jun 20	\$5,908.32		\$0.00
19 Mar 2021	19 Mar 2021	Tax return Self Man Superfund - Income Tax for the period from 01 Jul 19 to 30 Jun 20		\$5,908.32	\$5,908.32 CR
8 May 2020	13 May 2020	EFT refund for Income Tax for the period from 01 Jul 18 to 30 Jun 19	\$541.96		\$0.00
8 May 2020	8 May 2020	Tax return Self Man Superfund - Income Tax for the period from 01 Jul 18 to 30 Jun 19		\$541.96	\$541.96 CR

THE COOKE FAMILY SUPERANNUATION FUND

Trial Balance at 01/07/2020

Printed: Tuesday 7 December, 2021 @ 08:19:10

Last Year	Account	Account Name	Units	Debits	Credits
				\$	\$
	235	Capital Gains/(Losses) - Taxable			
1,998.86	235/001	Anteo Diagnostics Limited - Ordinary Fully Paid			
(73.25)	235/026	Getbusy			
	236	Capital Gains/(Losses) - Non Taxable			
(36.63)	236/026	Getbusy			
	238	Distributions Received			
(104.27)	238/001	Cfs Fc Inv Cfs Geared Global Share			
(25,180.30)	238/003	Infocus Portfolio 24030200			
	239	Dividends Received			
(3,540.59)	239/002	Australia and New Zealand Banking Group Limited - Ordinary Fully Paid			
(2,321.62)	239/011	National Australia Bank Limited - Ordinary Fully Paid			
(204.31)	239/012	Oil Search Limited - 10 Toea Ordinary Fully Paid			
(142.85)	239/014	Reckon Limited - Ordinary Fully Paid			
(219.20)	239/015	Telstra Corporation Limited. - Ordinary Fully Paid			
(708.17)	239/017	Wesfarmers Limited - Ordinary Fully Paid			
(303.17)	239/020	Coles Group Limited. - Ordinary Fully Paid			
(98,774.61)	247	Increase in Market Value of Investments			
	250	Interest Received			
(111.10)	250/002	Cash at Bank - CBA Direct Investment Account 067167 16112677			
(7,151.67)	250/003	La Trobe - 238034			
	265	Other Income			
(720.00)	265/001	La Trobe 238034 commission rebate			
	280	Rent Received			
(40,300.00)	280/001	Lot 2, 8 Telford Place, Arundel			
3,705.70	301	Accountancy Fees			
259.00	304	ATO Supervisory Levy			
364.30	307	Auditor's Remuneration			
	375	Investment Expenses			
5,765.51	375/023	Infocus Portfolio 24030200			
	413	Pensions Paid - Unrestricted Non Preserved - Tax Free			
4,613.80	413/003	Cooke, Donald Maxwell			
4,705.80	413/004	Cooke, Margaret			
1,042.76	413/009	Cooke, Donald Maxwell			
459.85	413/010	Cooke, Margaret			
2,399.10	413/011	Cooke, Donald Maxwell			
2,399.10	413/012	Cooke, Margaret			
73.06	413/013	Cooke, Donald Maxwell			
64.87	413/014	Cooke, Margaret			
	416	Pensions Paid - Unrestricted Non Preserved - Taxable			
4,586.20	416/003	Cooke, Donald Maxwell			
4,594.20	416/004	Cooke, Margaret			
22,337.45	416/009	Cooke, Donald Maxwell			

THE COOKE FAMILY SUPERANNUATION FUND

Trial Balance at 01/07/2020

Printed: Tuesday 7 December, 2021 @ 08:19:10

Last Year	Account	Account Name	Units	Debits \$	Credits \$
16,081.36	416/010	Cooke, Margaret			
600.90	416/011	Cooke, Donald Maxwell			
600.90	416/012	Cooke, Margaret			
576.94	416/013	Cooke, Donald Maxwell			
585.13	416/014	Cooke, Margaret			
102,076.95	490	Profit/Loss Allocation Account			
	503	Cooke, Donald Maxwell (ABP 2)			
(181,601.50)	503/003	Opening Balance - Unrestricted Non Preserved/Taxable			199,682.29
(182,663.74)	503/004	Opening Balance - Unrestricted Non Preserved/Tax Free			200,853.35
(22,803.41)	503/034	Share of Profit/(Loss) - Unrestricted Non Preserved/Tax Free			
(22,666.99)	503/035	Share of Profit/(Loss) - Unrestricted Non Preserved/Taxable			
4,586.20	503/065	Pensions Paid - Unrestricted Non Preserved/Taxable			
4,613.80	503/068	Pensions Paid - Unrestricted Non Preserved/Tax Free			
	504	Cooke, Margaret (ABP 2)			
(183,034.79)	504/003	Opening Balance - Unrestricted Non Preserved/Taxable			201,287.71
(187,469.87)	504/004	Opening Balance - Unrestricted Non Preserved/Tax Free			206,166.19
(23,402.12)	504/034	Share of Profit/(Loss) - Unrestricted Non Preserved/Tax Free			
(22,847.12)	504/035	Share of Profit/(Loss) - Unrestricted Non Preserved/Taxable			
4,594.20	504/065	Pensions Paid - Unrestricted Non Preserved/Taxable			
4,705.80	504/068	Pensions Paid - Unrestricted Non Preserved/Tax Free			
	509	Cooke, Donald Maxwell (ABP 5)			
(144.32)	509/001	Opening Balance - Preserved/Taxable			144.32
(158,041.05)	509/003	Opening Balance - Unrestricted Non Preserved/Taxable			155,448.46
(7,375.50)	509/004	Opening Balance - Unrestricted Non Preserved/Tax Free			7,254.47
(921.73)	509/034	Share of Profit/(Loss) - Unrestricted Non Preserved/Tax Free			
(19,744.86)	509/035	Share of Profit/(Loss) - Unrestricted Non Preserved/Taxable			
22,337.45	509/065	Pensions Paid - Unrestricted Non Preserved/Taxable			
1,042.76	509/068	Pensions Paid - Unrestricted Non Preserved/Tax Free			
	510	Cooke, Margaret (ABP 5)			
(153,499.17)	510/003	Opening Balance - Unrestricted Non Preserved/Taxable			156,579.11
(4,392.21)	510/004	Opening Balance - Unrestricted Non Preserved/Tax Free			4,480.28
(547.92)	510/034	Share of Profit/(Loss) - Unrestricted Non Preserved/Tax Free			
(19,161.30)	510/035	Share of Profit/(Loss) - Unrestricted Non Preserved/Taxable			

THE COOKE FAMILY SUPERANNUATION FUND

Trial Balance at 01/07/2020

Printed: Tuesday 7 December, 2021 @ 08:19:10

Last Year	Account	Account Name	Units	Debits \$	Credits \$
16,081.36	510/065	Pensions Paid - Unrestricted Non Preserved/Taxable			
459.85	510/068	Pensions Paid - Unrestricted Non Preserved/Tax Free			
	511	Cooke, Donald Maxwell (ABP 6)			
(0.01)	511/001	Opening Balance - Preserved/Taxable			0.01
(23,318.86)	511/003	Opening Balance - Unrestricted Non Preserved/Taxable			25,628.59
(93,092.18)	511/004	Opening Balance - Unrestricted Non Preserved/Tax Free			102,313.78
(11,620.70)	511/034	Share of Profit/(Loss) - Unrestricted Non Preserved/Tax Free			
(2,910.63)	511/035	Share of Profit/(Loss) - Unrestricted Non Preserved/Taxable			
600.90	511/065	Pensions Paid - Unrestricted Non Preserved/Taxable			
2,399.10	511/068	Pensions Paid - Unrestricted Non Preserved/Tax Free			
	512	Cooke, Margaret (ABP 6)			
(23,319.25)	512/003	Opening Balance - Unrestricted Non Preserved/Taxable			25,628.99
(93,092.21)	512/004	Opening Balance - Unrestricted Non Preserved/Tax Free			102,313.85
(11,620.74)	512/034	Share of Profit/(Loss) - Unrestricted Non Preserved/Tax Free			
(2,910.64)	512/035	Share of Profit/(Loss) - Unrestricted Non Preserved/Taxable			
600.90	512/065	Pensions Paid - Unrestricted Non Preserved/Taxable			
2,399.10	512/068	Pensions Paid - Unrestricted Non Preserved/Tax Free			
	513	Cooke, Donald Maxwell (ABP 7)			
(22,536.21)	513/003	Opening Balance - Unrestricted Non Preserved/Taxable			25,128.53
(2,852.85)	513/004	Opening Balance - Unrestricted Non Preserved/Tax Free			2,779.79
(3,169.26)	513/035	Share of Profit/(Loss) - Unrestricted Non Preserved/Taxable			
576.94	513/065	Pensions Paid - Unrestricted Non Preserved/Taxable			
73.06	513/068	Pensions Paid - Unrestricted Non Preserved/Tax Free			
	514	Cooke, Margaret (ABP 7)			
(21,659.59)	514/003	Opening Balance - Unrestricted Non Preserved/Taxable			23,778.03
(2,400.00)	514/004	Opening Balance - Unrestricted Non Preserved/Tax Free			2,634.86
(299.73)	514/034	Share of Profit/(Loss) - Unrestricted Non Preserved/Tax Free			
(2,703.57)	514/035	Share of Profit/(Loss) - Unrestricted Non Preserved/Taxable			
585.13	514/065	Pensions Paid - Unrestricted Non Preserved/Taxable			
64.87	514/068	Pensions Paid - Unrestricted Non Preserved/Tax Free			

THE COOKE FAMILY SUPERANNUATION FUND

Trial Balance at 01/07/2020

Printed: Tuesday 7 December, 2021 @ 08:19:10

Last Year	Account	Account Name	Units	Debits \$	Credits \$
33,162.10	605	Cash at Bank - CBA Direct Investment Account 067167 16112677		33,162.10	
	724	Fixed Interest Securities (Australian)			
162,272.46	724/001	La Trobe - 238034		162,272.46	
	747	Managed Investments (Australian)			
391,437.39	747/002	Infocus Portfolio 24030200	1.0000	391,437.39	
	772	Real Estate Properties (Australian)			
760,000.00	772/001	Lot 2, 8 Telford Place, Arundel	1.0000	760,000.00	
	776	Shares in Listed Companies (Australian)			
30,234.08	776/002	Australia and New Zealand Banking Group Limited - Ordinary Fully Paid	1,622.0000	30,234.08	
3.12	776/003	Brookside Energy Limited - Ordinary Fully Paid	623.0000	3.12	
36.00	776/009	Magnetite Mines Limited. - Ordinary Fully Paid	12,000.0000	36.00	
3,250.00	776/010	Mesoblast Limited - Ordinary Fully Paid	1,000.0000	3,250.00	
22,811.44	776/011	National Australia Bank Limited - Ordinary Fully Paid	1,252.0000	22,811.44	
6,305.13	776/012	Oil Search Limited - 10 Toea Ordinary Fully Paid	1,989.0000	6,305.13	
93.35	776/013	Resource Base Limited - Ordinary Fully Paid	3,334.0000	93.35	
1,334.00	776/014	Reckon Limited - Ordinary Fully Paid	2,000.0000	1,334.00	
3,001.67	776/015	Telstra Corporation Limited. - Ordinary Fully Paid	959.0000	3,001.67	
14,524.92	776/017	Wesfarmers Limited - Ordinary Fully Paid	324.0000	14,524.92	
5,563.08	776/020	Coles Group Limited. - Ordinary Fully Paid	324.0000	5,563.08	
	782	Units in Listed Unit Trusts (Australian)			
3,015.55	782/001	Cfs Fc Inv Cfs Geared Global Share	2,437.9912	3,015.55	
	850	Income Tax Payable			
	850/001	Income Tax Payable		6,167.32	
2,922.32	850/002	Imputed Credits			
3,245.00	850/004	Tax Instalments Paid			
(1,109.00)	860	PAYG Payable			1,109.00
0.00				<u>1,443,211.61</u>	<u>1,443,211.61</u>

Current Year Profit/(Loss): \$0.00