



Financial Year Summary

01 Jul 2022 - 30 Jun 2023

Summary Information A/C 167345	+/-	
Holdings valuation at start of period		\$836,370.00
Holdings valuation at end of period	\$102,030.00	\$938,400.00
Portfolio at start of period		\$836,370.00
Portfolio at end of period	\$102,030.00	\$938,400.00
Total portfolio value		\$938,400.00
Total brokerage		\$0.00
Information service fees		\$0.00
Estimated dividends and distributions		\$36,030.00
Estimated franking credits		\$15,197.15

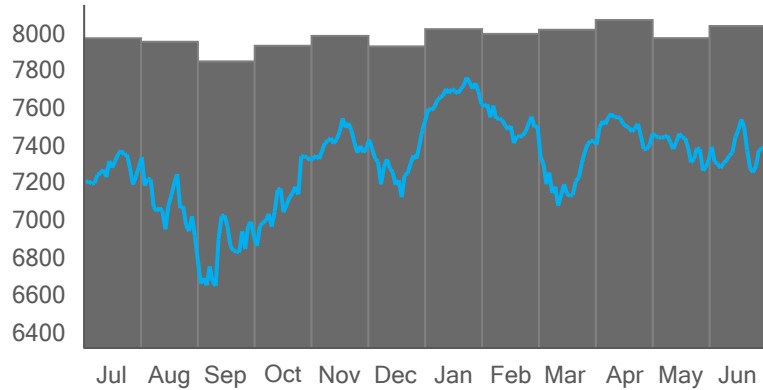


2022
 Cash 0.00%
 Holdings 100.00%



2023
 Cash 0.00%
 Holdings 100.00%

ASX ALL ORDS



While every effort has been made to provide you with an accurate statement, we give no warranty of accuracy or reliability and take no responsibility for any errors or omissions including negligence by any officers, employees or agents. We encourage you to confirm the information, holdings and valuations contained herein. Information contained in the report may only relate to the period since you commenced our service.



Holdings valuation

01 Jul 2022 - 30 Jun 2023



Holdings valuation at 1 Jul 2022

\$836,370.00

Equities

ASX code	Description	Quantity	Price	Value
COL	COLESGROUP FPO	5,000	\$17.810	\$89,050.00
EDV	ENDEAVOUR FPO	5,000	\$7.570	\$37,850.00
IAG	INSUR.AUST FPO	10,000	\$4.360	\$43,600.00
TLS	TELSTRA FPO	10,000	\$3.850	\$38,500.00
WBC	WESTPAC FPO	8,000	\$19.500	\$156,000.00
WES	WESFARMER FPO	7,000	\$41.910	\$293,370.00
WOW	WOOLWORTHS FPO	5,000	\$35.600	\$178,000.00
Sub total				\$836,370.00

Holdings valuation at 30 Jun 2023

\$938,400.00

Equities

ASX code	Description	Quantity	Price	Value
COL	COLESGROUP FPO	5,000	\$18.420	\$92,100.00
EDV	ENDEAVOUR FPO	5,000	\$6.310	\$31,550.00
IAG	INSUR.AUST FPO	10,000	\$5.700	\$57,000.00
TLS	TELSTRA FPO	10,000	\$4.300	\$43,000.00
WBC	WESTPAC FPO	8,000	\$21.340	\$170,720.00
WES	WESFARMER FPO	7,000	\$49.340	\$345,380.00
WOW	WOOLWORTHS FPO	5,000	\$39.730	\$198,650.00
Sub total				\$938,400.00

While every effort has been made to provide you with an accurate statement, we give no warranty of accuracy or reliability and take no responsibility for any errors or omissions including negligence by any officers, employees or agents. We encourage you to confirm the information, holdings and valuations contained herein. Information contained in the report may only relate to the period since you commenced our service.



Holdings valuation (continued)

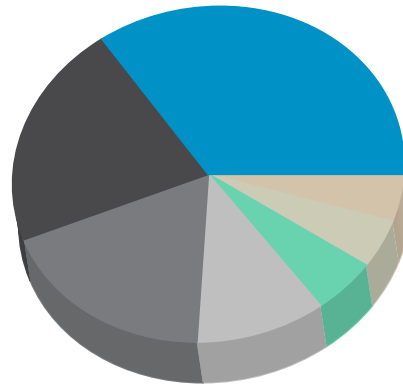
01 Jul 2022 - 30 Jun 2023

Holdings valuation at 1 Jul 2022

\$836,370.00

Holdings composition 1 Jul 2022

WES 35.08%	COL 10.65%	EDV 4.53%
WOW 21.28%	IAG 5.21%	
WBC 18.65%	TLS 4.60%	

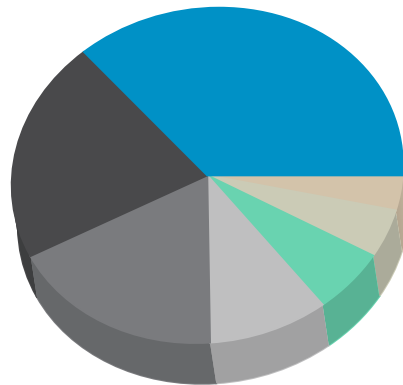


Holdings valuation at 30 Jun 2023

\$938,400.00

Holdings composition 30 Jun 2023

WES 36.81%	COL 9.81%	EDV 3.36%
WOW 21.17%	IAG 6.07%	
WBC 18.19%	TLS 4.58%	



While every effort has been made to provide you with an accurate statement, we give no warranty of accuracy or reliability and take no responsibility for any errors or omissions including negligence by any officers, employees or agents. We encourage you to confirm the information, holdings and valuations contained herein. Information contained in the report may only relate to the period since you commenced our service.

Transaction Summary

01 Jul 2022 - 30 Jun 2023



There is no data for this report.

While every effort has been made to provide you with an accurate statement, we give no warranty of accuracy or reliability and take no responsibility for any errors or omissions including negligence by any officers, employees or agents. We encourage you to confirm the information, holdings and valuations contained herein. Information contained in the report may only relate to the period since you commenced our service.



Brokerage & information services

01 Jul 2022 - 30 Jun 2023



There is no data for this report.

While every effort has been made to provide you with an accurate statement, we give no warranty of accuracy or reliability and take no responsibility for any errors or omissions including negligence by any officers, employees or agents. We encourage you to confirm the information, holdings and valuations contained herein. Information contained in the report may only relate to the period since you commenced our service.



Estimated dividends & distributions

01 Jul 2022 - 30 Jun 2023

COL COLES GROUP ORDINARY

Ex div. date	Payment date	Type	Div. amount	Franking %	Balance	Franking credit	Est. dividend
02/09/2022	28/09/2022	Final	\$0.30	100.00%	5,000	\$642.86	\$1,500.00
02/03/2023	30/03/2023	Interim	\$0.36	100.00%	5,000	\$771.43	\$1,800.00
Estimated sub total						\$1,414.29	\$3,300.00

EDV ENDEAVOUR ORDINARY

Ex div. date	Payment date	Type	Div. amount	Franking %	Balance	Franking credit	Est. dividend
31/08/2022	16/09/2022	Final	\$0.077	100.00%	5,000	\$165.00	\$385.00
21/02/2023	20/03/2023	Interim	\$0.143	100.00%	5,000	\$306.43	\$715.00
Estimated sub total						\$471.43	\$1,100.00

IAG INSURANCE AUSTRALIA ORDINARY

Ex div. date	Payment date	Type	Div. amount	Franking %	Balance	Franking credit	Est. dividend
18/08/2022	22/09/2022	Final	\$0.05	70.00%	10,000	\$150.00	\$500.00
16/02/2023	23/03/2023	Interim	\$0.06	30.00%	10,000	\$77.14	\$600.00
Estimated sub total						\$227.14	\$1,100.00

TLS TELSTRA GROUP ORDINARY

Ex div. date	Payment date	Type	Div. amount	Franking %	Balance	Franking credit	Est. dividend
24/08/2022	21/09/2022	Final	\$0.085	100.00%	10,000	\$364.29	\$850.00
01/03/2023	31/03/2023	Interim	\$0.085	100.00%	10,000	\$364.29	\$850.00
Estimated sub total						\$728.58	\$1,700.00

While every effort has been made to provide you with an accurate statement, we give no warranty of accuracy or reliability and take no responsibility for any errors or omissions including negligence by any officers, employees or agents. We encourage you to confirm the information, holdings and valuations contained herein. Information contained in the report may only relate to the period since you commenced our service.



Estimated dividends & distributions (continued)

01 Jul 2022 - 30 Jun 2023

WBC WESTPAC BANKING CORP ORDINARY

Ex div. date	Payment date	Type	Div. amount	Franking %	Balance	Franking credit	Est. dividend
17/11/2022	20/12/2022	Final	\$0.64	100.00%	8,000	\$2,194.29	\$5,120.00
11/05/2023	27/06/2023	Interim	\$0.70	100.00%	8,000	\$2,400.00	\$5,600.00
Estimated sub total						\$4,594.29	\$10,720.00

WES WESFARMERS LIMITED ORDINARY

Ex div. date	Payment date	Type	Div. amount	Franking %	Balance	Franking credit	Est. dividend
31/08/2022	06/10/2022	Final	\$1.00	100.00%	7,000	\$3,000.00	\$7,000.00
20/02/2023	28/03/2023	Interim	\$0.88	100.00%	7,000	\$2,640.00	\$6,160.00
Estimated sub total						\$5,640.00	\$13,160.00

WOW WOOLWORTHS GROUP LTD ORDINARY

Ex div. date	Payment date	Type	Div. amount	Franking %	Balance	Franking credit	Est. dividend
31/08/2022	27/09/2022	Final	\$0.53	100.00%	5,000	\$1,135.71	\$2,650.00
02/03/2023	13/04/2023	Interim	\$0.46	100.00%	5,000	\$985.71	\$2,300.00
Estimated sub total						\$2,121.42	\$4,950.00

Estimated total \$15,197.15 \$36,030.00

The information presented in this report is a general estimation and is intended as a guide for indicative purposes only. It is an extrapolation of our understanding of your holdings against publicly available dividend entitlement and payment information. It should not be considered a replacement for your own records. We encourage you to confirm the information and holdings represented here.

While every effort has been made to provide you with an accurate statement, we give no warranty of accuracy or reliability and take no responsibility for any errors or omissions including negligence by any officers, employees or agents. We encourage you to confirm the information, holdings and valuations contained herein. Information contained in the report may only relate to the period since you commenced our service.