

Operating Statement

For the year ended 30 June 2020

	Note	2020 \$	2019 \$
Income			
Investment Income			
Trust Distributions	9	3,283.37	3,301.89
Dividends Received	8	14,453.90	20,562.68
Interest Received		58.80	307.88
Other Investment Income		0.02	0.00
Contribution Income			
Employer Contributions		1,550.02	4,638.50
Personal Non Concessional		1,000.00	1,000.00
Other Contributions		500.00	0.00
Total Income		<u>20,846.11</u>	<u>29,810.95</u>
Expenses			
Accountancy Fees		1,452.00	1,320.00
Actuarial Fees		220.00	220.00
ATO Supervisory Levy		259.00	259.00
Auditor's Remuneration		550.00	550.00
Bank Charges		5.00	5.00
Member Payments			
Life Insurance Premiums		0.00	1,224.80
Pensions Paid		52,350.35	41,285.50
Investment Losses			
Changes in Market Values	10	63,213.42	(29,470.74)
Total Expenses		<u>118,049.77</u>	<u>15,393.56</u>
Benefits accrued as a result of operations before income tax		<u>(97,203.66)</u>	<u>14,417.39</u>
Income Tax Expense	11	(5,894.13)	(8,331.44)
Benefits accrued as a result of operations		<u>(91,309.53)</u>	<u>22,748.83</u>

THE REGNART SUPERANNUATION FUND
Detailed Operating Statement

For the year ended 30 June 2020

	2020	2019
	\$	\$
Income		
Investment Income		
Trust Distributions		
Charter Hall Group	362.57	650.73
Growthpoint Properties Australia	805.95	560.51
Stockland	325.35	372.60
Sydney Airport - Fully Paid Stapled	834.60	665.60
Transurban Group	954.90	1,052.45
	<u>3,283.37</u>	<u>3,301.89</u>
Dividends Received		
AGL Energy Limited.	588.30	625.40
Australia And New Zealand Banking Group Limited	624.00	288.00
Charter Hall Group	268.65	0.00
Coles Group Limited.	865.91	0.00
Commonwealth Bank Of Australia.	2,633.41	2,633.41
Commonwealth Bank Of Australia. - Cap Note 3-Bbsw+5.20% Perp Non-Cum Red T-10-21	216.06	250.65
Incitec Pivot Limited	34.20	281.52
Inghams Group Limited	569.60	659.20
National Australia Bank Limited	1,494.00	1,782.00
Origin Energy Limited	612.90	204.30
Suncorp Group Limited	856.10	1,013.52
Tabcorp Holdings Limited	1,056.00	1,008.00
Telstra Corporation Limited.	876.00	2,080.50
Transurban Group	78.04	0.00
Wesfarmers Limited	1,380.06	2,886.40
Westpac Banking Corporation	1,943.20	6,849.78
Woodside Petroleum Ltd	357.47	0.00
	<u>14,453.90</u>	<u>20,562.68</u>
Interest Received		
CBA Accelerator Cash Account 511	41.38	0.00
Westpac #6723	2.22	31.42
Westpac #6774	15.20	276.46
	<u>58.80</u>	<u>307.88</u>
Other Investment Income		
Other Income	0.02	0.00
	<u>0.02</u>	<u>0.00</u>
Contribution Income		
Employer Contributions - Concessional		
Roslyn Anne Regnart	1,550.02	4,638.50
	<u>1,550.02</u>	<u>4,638.50</u>
Personal Contributions - Non Concessional		
Roslyn Anne Regnart	1,000.00	1,000.00
	<u>1,000.00</u>	<u>1,000.00</u>
Other Contributions		
Roslyn Anne Regnart	500.00	0.00
	<u>500.00</u>	<u>0.00</u>
Total Income	<u>20,846.11</u>	<u>29,810.95</u>

Refer to compilation report

THE REGNART SUPERANNUATION FUND
Detailed Operating Statement

For the year ended 30 June 2020

	2020	2019
	\$	\$
Expenses		
Accountancy Fees	1,452.00	1,320.00
Actuarial Fees	220.00	220.00
ATO Supervisory Levy	259.00	259.00
Auditor's Remuneration	550.00	550.00
Bank Charges	5.00	5.00
	2,486.00	2,354.00
Member Payments		
Life Insurance Premiums		
Regnart, Roslyn Anne - Accumulation (Accumulation)	0.00	612.40
Regnart, Roslyn Anne - Pension (RR-ABP -1)	0.00	612.40
	0.00	1,224.80
Pensions Paid		
Regnart, Roslyn Anne - Pension (RR-ABP -1)	45,146.05	35,785.50
Regnart, Roslyn Anne - Pension (RR-ABP-2)	7,204.30	5,500.00
	52,350.35	41,285.50
Investment Losses		
Realised Movements in Market Value		
Shares in Listed Companies (Australian)		
Incitec Pivot Limited	7,816.38	0.00
Telstra Corporation Limited.	15,855.62	0.00
Westpac Banking Corporation	1,637.15	0.00
	25,309.15	0.00
Units in Listed Unit Trusts (Australian)		
Investa Office Fund - Stapled Securities	0.00	(1,884.29)
	0.00	(1,884.29)
Unrealised Movements in Market Value		
Shares in Listed Companies (Australian)		
AGL Energy Limited.	1,568.80	1,309.10
Australia And New Zealand Banking Group Limited	3,732.30	(896.60)
Coles Group Limited.	(5,050.04)	(5,524.94)
Commonwealth Bank Of Australia.	8,162.96	(6,055.01)
Commonwealth Bank Of Australia. - Cap Note 3-Bbsw+5.20% Perp Non-Cum Red T-10-21	214.50	(116.50)
Incitec Pivot Limited	(7,613.11)	578.82
Inghams Group Limited	2,624.00	(1,696.00)
National Australia Bank Limited	5,505.62	621.00
Origin Energy Limited	3,003.21	5,556.96
Stockland	1,161.00	(524.00)
Suncorp Group Limited	5,081.65	1,384.32
Tabcorp Holdings Limited	5,136.00	48.00
Telstra Corporation Limited.	(11,356.87)	(13,468.50)
Wesfarmers Limited	(7,820.34)	4,871.94
Westpac Banking Corporation	14,273.11	2,283.26
Woodside Petroleum Ltd	5,756.80	0.00
	24,379.59	(11,628.15)
Units in Listed Unit Trusts (Australian)		
Charter Hall Group	2,268.60	(8,576.90)
Growthpoint Properties Australia	3,210.04	(1,262.52)
Investa Office Fund - Stapled Securities	0.00	1,135.04

Refer to compilation report

THE REGNART SUPERANNUATION FUND
Detailed Operating Statement

For the year ended 30 June 2020



	2020	2019
	\$	\$
Sydney Airport - Fully Paid Stapled Transurban Group	6,792.70 1,253.34	(2,012.10) (5,241.82)
	<u>13,524.68</u>	<u>(15,958.30)</u>
Changes in Market Values	<u>63,213.42</u>	<u>(29,470.74)</u>
Total Expenses	<u>118,049.77</u>	<u>15,393.56</u>
Benefits accrued as a result of operations before income tax	<u>(97,203.66)</u>	<u>14,417.39</u>
Income Tax Expense		
Income Tax Expense	(5,894.13)	(8,331.44)
Total Income Tax	<u>(5,894.13)</u>	<u>(8,331.44)</u>
Benefits accrued as a result of operations	<u>(91,309.53)</u>	<u>22,748.83</u>

Refer to compilation report

THE REGNART SUPERANNUATION FUND
Statement of Financial Position

As at 30 June 2020

	Note	2020 \$	2019 \$
Assets			
Investments			
Shares in Listed Companies (Australian)	2	269,337.43	343,325.70
Units in Listed Unit Trusts (Australian)	3	76,519.76	75,034.94
Total Investments		<u>345,857.19</u>	<u>418,360.64</u>
Other Assets			
Formation Expenses		325.00	325.00
Distributions Receivable		862.84	994.02
Westpac #6774		0.00	11,307.46
Westpac #6723		0.00	15,152.43
Dividends Receivable		143.10	190.35
CBA Accelerator Cash Account 511		10,269.55	0.00
Income Tax Refundable		5,894.13	8,331.44
Total Other Assets		<u>17,494.62</u>	<u>36,300.70</u>
Total Assets		<u>363,351.81</u>	<u>454,661.34</u>
Net assets available to pay benefits		<u>363,351.81</u>	<u>454,661.34</u>
Represented by:			
Liability for accrued benefits allocated to members' accounts	5, 6		
Regnard, Roslyn Anne - Accumulation		8,114.81	6,011.48
Regnard, Roslyn Anne - Pension (RR-ABP -1)		254,222.40	328,819.43
Regnard, Roslyn Anne - Pension (RR-ABP-2)		101,014.60	119,830.43
Total Liability for accrued benefits allocated to members' accounts		<u>363,351.81</u>	<u>454,661.34</u>

Refer to compilation report

THE REGNART SUPERANNUATION FUND
Detailed Statement of Financial Position

As at 30 June 2020

	Note	2020 \$	2019 \$
Assets			
Investments			
Shares in Listed Companies (Australian)	2		
AGL Energy Limited.		9,036.50	10,605.30
Australia And New Zealand Banking Group Limited		7,269.60	11,001.90
Coles Group Limited.		22,698.74	17,648.70
Commonwealth Bank Of Australia.		42,415.62	50,578.58
Commonwealth Bank Of Australia. - Cap Note 3-Bbsw+5.20% Perp Non-Cum Red T-10-21		5,160.00	5,374.50
Incitec Pivot Limited		0.00	8,971.71
Inghams Group Limited		10,240.00	12,864.00
National Australia Bank Limited		33,761.66	24,048.00
Origin Energy Limited		11,931.12	14,934.33
Stockland		4,468.50	5,629.50
Suncorp Group Limited		11,085.23	16,648.92
Tabcorp Holdings Limited		16,224.00	21,360.00
Telstra Corporation Limited.		17,136.75	42,157.50
Wesfarmers Limited		40,436.66	32,616.32
Westpac Banking Corporation		28,163.55	68,886.44
Woodside Petroleum Ltd		9,309.50	0.00
Units in Listed Unit Trusts (Australian)	3		
Charter Hall Group		19,283.10	21,551.70
Growthpoint Properties Australia		11,830.40	10,040.44
Sydney Airport - Fully Paid Stapled		15,422.40	17,205.60
Transurban Group		29,983.86	26,237.20
Total Investments		<u>345,857.19</u>	<u>418,360.64</u>
Other Assets			
Bank Accounts	4		
CBA Accelerator Cash Account 511		10,269.55	0.00
Westpac #6723		0.00	15,152.43
Westpac #6774		0.00	11,307.46
Distributions Receivable			
Charter Hall Group		153.62	212.93
Growthpoint Properties Australia		369.70	282.69
Transurban Group		339.52	498.40
Dividends Receivable			
Stockland		143.10	190.35
Formation Expenses		325.00	325.00
Income Tax Refundable		5,894.13	8,331.44
Total Other Assets		<u>17,494.62</u>	<u>36,300.70</u>

Refer to compilation report

THE REGNART SUPERANNUATION FUND

Detailed Statement of Financial Position

As at 30 June 2020



	Note	2020 \$	2019 \$
Total Assets		<u>363,351.81</u>	<u>454,661.34</u>
Net assets available to pay benefits		<u>363,351.81</u>	<u>454,661.34</u>
Represented By :			
Liability for accrued benefits allocated to members' accounts	5, 6		
Regnard, Roslyn Anne - Accumulation		8,114.81	6,011.48
Regnard, Roslyn Anne - Pension (RR		254,222.40	328,819.43
Regnard, Roslyn Anne - Pension (RR		101,014.60	119,830.43
Total Liability for accrued benefits allocated to members' accounts		<u>363,351.81</u>	<u>454,661.34</u>

Refer to compilation report

THE REGNART SUPERANNUATION FUND

General Ledger



As at 30 June 2020

Transaction Date	Description	Units	Debit	Credit	Balance \$
Distributions Received (23800)					
<u>Charter Hall Group (CHC.AX)</u>					
28/02/2020	CHC Dst			208.95	208.95 CR
30/06/2020	CHC June distribution receivable			153.62	362.57 CR
30/06/2020	Tax Statement CHC				362.57 CR
			0.00	362.57	362.57 CR
<u>Growthpoint Properties Australia (GOZ.AX)</u>					
28/02/2020	GOZ dist			436.25	436.25 CR
30/06/2020	Growthpoint June distribution receivable			369.70	805.95 CR
30/06/2020	June Tax Statement GOZ				805.95 CR
			0.00	805.95	805.95 CR
<u>Stockland (SGP.AX1)</u>					
28/02/2020	Stockland distribution			182.25	182.25 CR
30/06/2020	Stockland June distribution receivable			143.10	325.35 CR
30/06/2020	Stockland tax statement				325.35 CR
			0.00	325.35	325.35 CR
<u>Sydney Airport - Fully Paid Stapled (SYD.AX)</u>					
15/08/2019	Sydney airport distribution			417.30	417.30 CR
14/02/2020	Syd Distribution			417.30	834.60 CR
30/06/2020	Sydney Airport Tax Statement				834.60 CR
			0.00	834.60	834.60 CR
<u>Transurban Group (TCL.AX)</u>					
14/02/2020	TCL Dist			615.38	615.38 CR
30/06/2020	Transurban June Distribution receivable			339.52	954.90 CR
30/06/2020	Transurban Tax Statement				954.90 CR
			0.00	954.90	954.90 CR
Dividends Received (23900)					
<u>AGL Energy Limited. (AGL.AX)</u>					
20/09/2019	AGL final div			339.20	339.20 CR
27/03/2020	AGL div			249.10	588.30 CR
				588.30	588.30 CR
<u>Australia And New Zealand Banking Group Limited (ANZ.AX)</u>					
01/07/2019	ANZ Div			312.00	312.00 CR
18/12/2019	ANZ Div			312.00	624.00 CR
				624.00	624.00 CR
<u>Commonwealth Bank Of Australia. (CBA.AX)</u>					
26/09/2019	CBA div			1,411.41	1,411.41 CR
31/03/2020	CBA div			1,222.00	2,633.41 CR
				2,633.41	2,633.41 CR
<u>Commonwealth Bank Of Australia. - Cap Note 3-Bbsw+5.20% Perp Non-Cum Red T-10-21 (CBAPE.AX)</u>					
16/09/2019	PERLS			57.35	57.35 CR
16/12/2019	Perls			54.41	111.76 CR
16/03/2020	PERLS dist			53.19	164.95 CR
15/06/2020	Perls Dist			51.11	216.06 CR

THE REGNART SUPERANNUATION FUND

General Ledger



As at 30 June 2020

Transaction Date	Description	Units	Debit	Credit	Balance \$
				216.06	216.06 CR
<u>Charter Hall Group (CHC.AX)</u>					
30/08/2019				129.35	129.35 CR
28/02/2020	CHC Dst			139.30	268.65 CR
				268.65	268.65 CR
<u>Coles Group Limited. (COL.AX)</u>					
26/09/2019	Coles final div			469.31	469.31 CR
27/03/2020	Coles Group			396.60	865.91 CR
				865.91	865.91 CR
<u>Inghams Group Limited (ING.AX)</u>					
09/10/2019	Ing final div			336.00	336.00 CR
09/04/2020	ING ITM Div			233.60	569.60 CR
				569.60	569.60 CR
<u>Incitec Pivot Limited (IPL.AX)</u>					
01/07/2019	IPL Div			34.20	34.20 CR
				34.20	34.20 CR
<u>National Australia Bank Limited (NAB.AX)</u>					
03/07/2019	NAB div			747.00	747.00 CR
12/12/2019	Nab div			747.00	1,494.00 CR
				1,494.00	1,494.00 CR
<u>Origin Energy Limited (ORG.AX)</u>					
27/09/2019	Origin energy div			306.45	306.45 CR
27/03/2020	Origin			306.45	612.90 CR
				612.90	612.90 CR
<u>Suncorp Group Limited (SUN.AX)</u>					
25/09/2019	Suncorp div			543.84	543.84 CR
31/03/2020	Suncorp div			312.26	856.10 CR
				856.10	856.10 CR
<u>Tabcorp Holdings Limited (TAH.AX)</u>					
20/09/2019	Tabcorp final div			528.00	528.00 CR
18/03/2020	TAH itm div			528.00	1,056.00 CR
				1,056.00	1,056.00 CR
<u>Transurban Group (TCL.AX)</u>					
09/08/2019	TCL Dist			35.60	35.60 CR
14/02/2020	TCL Dist			42.44	78.04 CR
				78.04	78.04 CR
<u>Telstra Corporation Limited. (TLS.AX)</u>					
26/09/2019	Tls Final div			438.00	438.00 CR
27/03/2020	TLS itm div			438.00	876.00 CR
				876.00	876.00 CR
<u>Westpac Banking Corporation (WBC.AX)</u>					
20/12/2019	WBC div			1,943.20	1,943.20 CR
				1,943.20	1,943.20 CR
<u>Wesfarmers Limited (WES.AX)</u>					
09/10/2019	wesfarmers			703.56	703.56 CR

THE REGNART SUPERANNUATION FUND

General Ledger



As at 30 June 2020

Transaction Date	Description	Units	Debit	Credit	Balance \$
31/03/2020	Wesfarmers			676.50	1,380.06 CR
				1,380.06	1,380.06 CR
	<u>Woodside Petroleum Ltd (WPL.AX)</u>				
20/03/2020	Woodside			357.47	357.47 CR
				357.47	357.47 CR

Contributions (24200)

(Contributions) Regnart, Roslyn Anne - Accumulation (REGROS00001A)

02/09/2019	Deposit ATO			165.42	165.42 CR
01/11/2019	ATO Deposit			623.07	788.49 CR
21/11/2019	ATO deposit			500.00	1,288.49 CR
13/02/2020	Deposit ATO			761.53	2,050.02 CR
07/04/2020	Direct credit from macquarie			1,000.00	3,050.02 CR
				3,050.02	3,050.02 CR

Changes in Market Values of Investments (24700)

Changes in Market Values of Investments (24700)

25/07/2019	Deposit Pershing securities (IPL.AX)		23,672.00		23,672.00 DR
25/07/2019	Unrealised Gain writeback as at 25/07/2019 (IPL.AX)			7,613.11	16,058.89 DR
25/07/2019	Unrealised Gain writeback as at 25/07/2019 (TLS.AX)			6,761.21	9,297.68 DR
22/11/2019	Pershing securities (WBC.AX)		1,637.15		10,934.83 DR
22/11/2019	Unrealised Gain writeback as at 22/11/2019 (WBC.AX)		3,834.09		14,768.92 DR
30/06/2020	Revaluation - 30/06/2020 @ \$9.230000 (System Price) - 1,201.000000 Units on hand (SUN.AX)		5,081.65		19,850.57 DR
30/06/2020	Revaluation - 30/06/2020 @ \$17.050000 (System Price) - 530.000000 Units on hand (AGL.AX)		1,568.80		21,419.37 DR
30/06/2020	Revaluation - 30/06/2020 @ \$18.220000 (System Price) - 1,853.000000 Units on hand (NAB.AX)		5,505.62		26,924.99 DR
30/06/2020	Revaluation - 30/06/2020 @ \$21.650000 (System Price) - 430.000000 Units on hand (WPL.AX)		5,756.80		32,681.79 DR
30/06/2020	Revaluation - 30/06/2020 @ \$103.200000 (System Price) - 50.000000 Units on hand (CBAPE.AX)		214.50		32,896.29 DR
30/06/2020	Revaluation - 30/06/2020 @ \$69.420000 (System Price) - 611.000000 Units on hand (CBA.AX)		8,162.96		41,059.25 DR
30/06/2020	Revaluation - 30/06/2020 @ \$5.840000 (System Price) - 2,043.000000 Units on hand (ORG.AX)		3,003.21		44,062.46 DR
30/06/2020	Revaluation - 30/06/2020 @ \$18.640000 (System Price) - 390.000000 Units on hand (ANZ.AX)		3,732.30		47,794.76 DR
30/06/2020	Revaluation - 30/06/2020 @ \$3.200000 (System Price) - 3,200.000000 Units on hand (ING.AX)		2,624.00		50,418.76 DR
30/06/2020	Revaluation - 30/06/2020 @ \$17.170000 (System Price) - 1,322.000000 Units on hand (COL.AX)			5,050.04	45,368.72 DR

THE REGNART SUPERANNUATION FUND

General Ledger



As at 30 June 2020

Transaction Date	Description	Units	Debit	Credit	Balance \$
30/06/2020	Revaluation - 30/06/2020 @ \$3.310000 (System Price) - 1,350.000000 Units on hand (SGP.AX)		1,161.00		46,529.72 DR
30/06/2020	Revaluation - 30/06/2020 @ \$5.670000 (System Price) - 2,720.000000 Units on hand (SYD.AX)		6,792.70		53,322.42 DR
30/06/2020	Revaluation - 30/06/2020 @ \$17.950000 (System Price) - 1,569.000000 Units on hand (WBC.AX)		10,439.02		63,761.44 DR
30/06/2020	Revaluation - 30/06/2020 @ \$44.830000 (System Price) - 902.000000 Units on hand (WES.AX)			7,820.34	55,941.10 DR
30/06/2020	Revaluation - 30/06/2020 @ \$9.690000 (System Price) - 1,990.000000 Units on hand (CHC.AX)		2,268.60		58,209.70 DR
30/06/2020	Revaluation - 30/06/2020 @ \$3.380000 (System Price) - 4,800.000000 Units on hand (TAH.AX)		5,136.00		63,345.70 DR
30/06/2020	Revaluation - 30/06/2020 @ \$3.200000 (System Price) - 3,697.000000 Units on hand (GOZ.AX)		3,210.04		66,555.74 DR
30/06/2020	Revaluation - 30/06/2020 @ \$14.130000 (System Price) - 2,122.000000 Units on hand (TCL.AX)		1,253.34		67,809.08 DR
30/06/2020	Revaluation - 30/06/2020 @ \$3.130000 (System Price) - 5,475.000000 Units on hand (TLS.AX)			4,595.66	63,213.42 DR
			95,053.78	31,840.36	63,213.42 DR

Interest Received (25000)

CBA Accelerator Cash Account 511 (CBA23750511)

01/02/2020	Interest			6.58	6.58 CR
01/03/2020	Interest			13.98	20.56 CR
01/04/2020	Interest			13.08	33.64 CR
01/05/2020	Interest			4.36	38.00 CR
01/06/2020	Interest			3.38	41.38 CR
				41.38	41.38 CR

Westpac #6723 (WBC6723)

31/07/2019	Intrest			1.14	1.14 CR
30/08/2019	Interest			0.08	1.22 CR
30/09/2019	Interest			0.08	1.30 CR
31/10/2019	Interest			0.20	1.50 CR
29/11/2019	Interest			0.24	1.74 CR
31/12/2019	Interest			0.26	2.00 CR
31/01/2020	Interest			0.19	2.19 CR
21/02/2020	Interest			0.03	2.22 CR
				2.22	2.22 CR

Westpac #6774 (WBC6774)

31/07/2019	Interest			2.94	2.94 CR
30/08/2019	Interest			2.70	5.64 CR

THE REGNART SUPERANNUATION FUND

General Ledger



As at 30 June 2020

Transaction Date	Description	Units	Debit	Credit	Balance \$
30/09/2019	Interest			2.46	8.10 CR
31/10/2019	Interest			1.99	10.09 CR
29/11/2019	Interest			0.98	11.07 CR
31/12/2019	Interest			2.49	13.56 CR
31/01/2020	Interest			1.58	15.14 CR
21/02/2020	Interest			0.06	15.20 CR
				15.20	15.20 CR
Other Investment Income (26500)					
<u>Other Income (999)</u>					
21/02/2020	Withdraw cash close account			0.02	0.02 CR
				0.02	0.02 CR
Accountancy Fees (30100)					
<u>Accountancy Fees (30100)</u>					
04/11/2019	Cleave		1,452.00		1,452.00 DR
			1,452.00		1,452.00 DR
Actuarial Fees (30150)					
<u>Actuarial Fees (30150)</u>					
04/11/2019	Cleave		220.00		220.00 DR
			220.00		220.00 DR
ATO Supervisory Levy (30400)					
<u>ATO Supervisory Levy (30400)</u>					
05/11/2019	ATO		259.00		259.00 DR
			259.00		259.00 DR
Auditor's Remuneration (30700)					
<u>Auditor's Remuneration (30700)</u>					
04/11/2019	Cleave		550.00		550.00 DR
			550.00		550.00 DR
Bank Charges (31500)					
<u>Bank Charges (31500)</u>					
02/01/2020	Bank fee		5.00		5.00 DR
			5.00		5.00 DR
Pensions Paid (41600)					
<u>(Pensions Paid) Regnart, Roslyn Anne - Pension (RR-ABP -1) (REGROS00002P)</u>					
02/07/2019	Tfr Altitude Roslyn		9,146.05		9,146.05 DR
25/07/2019	Withdrawal online Roslyn		20,000.00		29,146.05 DR
07/11/2019	Roslyn Draw		9,000.00		38,146.05 DR
07/11/2019	withdrawal		7,000.00		45,146.05 DR
			45,146.05		45,146.05 DR
<u>(Pensions Paid) Regnart, Roslyn Anne - Pension (RR-ABP-2) (REGROS00003P)</u>					
10/10/2019	Roslyn draw		7,204.30		7,204.30 DR
			7,204.30		7,204.30 DR
Income Tax Expense (48500)					
<u>Income Tax Expense (48500)</u>					
30/06/2020	Create Entries - Franking Credits			6,105.18	6,105.18 CR

THE REGNART SUPERANNUATION FUND

General Ledger



As at 30 June 2020

Transaction Date	Description	Units	Debit	Credit	Balance \$
	Adjustment - 30/06/2020				
30/06/2020	Create Entries - Income Tax Expense - 30/06/2020		211.05		5,894.13 CR
			211.05	6,105.18	5,894.13 CR
Profit/Loss Allocation Account (49000)					
<u>Profit/Loss Allocation Account (49000)</u>					
02/07/2019	System Member Journals			9,146.05	9,146.05 CR
25/07/2019	System Member Journals			20,000.00	29,146.05 CR
02/09/2019	System Member Journals		140.61		29,005.44 CR
10/10/2019	System Member Journals			7,204.30	36,209.74 CR
01/11/2019	System Member Journals		529.61		35,680.13 CR
07/11/2019	System Member Journals			9,000.00	44,680.13 CR
07/11/2019	System Member Journals			7,000.00	51,680.13 CR
21/11/2019	System Member Journals		500.00		51,180.13 CR
13/02/2020	System Member Journals		647.30		50,532.83 CR
07/04/2020	System Member Journals		1,000.00		49,532.83 CR
30/06/2020	Tax Statement CHC				49,532.83 CR
30/06/2020	June Tax Statement GOZ				49,532.83 CR
30/06/2020	Stockland tax statement				49,532.83 CR
30/06/2020	Sydney Airport Tax Statement				49,532.83 CR
30/06/2020	Transurban Tax Statement				49,532.83 CR
30/06/2020	Create Entries - Profit/Loss Allocation - 30/06/2020			735.64	50,268.47 CR
30/06/2020	Create Entries - Profit/Loss Allocation - 30/06/2020			29,450.98	79,719.45 CR
30/06/2020	Create Entries - Profit/Loss Allocation - 30/06/2020			11,611.53	91,330.98 CR
30/06/2020	Create Entries - Income Tax Expense Allocation - 30/06/2020		21.45		91,309.53 CR
			2,838.97	94,148.50	91,309.53 CR
Opening Balance (50010)					
<u>(Opening Balance) Regnart, Roslyn Anne - Accumulation (REGROS00001A)</u>					
01/07/2019	Opening Balance				1,026.35 CR
01/07/2019	Close Period Journal			4,985.13	6,011.48 CR
				4,985.13	6,011.48 CR
<u>(Opening Balance) Regnart, Roslyn Anne - Pension (RR-ABP -1) (REGROS00002P)</u>					
01/07/2019	Opening Balance				320,918.74 CR
01/07/2019	Close Period Journal			7,900.69	328,819.43 CR
				7,900.69	328,819.43 CR
<u>(Opening Balance) Regnart, Roslyn Anne - Pension (RR-ABP-2) (REGROS00003P)</u>					
01/07/2019	Opening Balance				109,967.42 CR
01/07/2019	Close Period Journal			9,863.01	119,830.43 CR
				9,863.01	119,830.43 CR
Contributions (52420)					
<u>(Contributions) Regnart, Roslyn Anne - Accumulation (REGROS00001A)</u>					
01/07/2019	Opening Balance				5,638.50 CR
01/07/2019	Close Period Journal		5,638.50		0.00 DR
02/09/2019	System Member Journals			165.42	165.42 CR

THE REGNART SUPERANNUATION FUND

General Ledger



As at 30 June 2020

Transaction Date	Description	Units	Debit	Credit	Balance \$
01/11/2019	System Member Journals			623.07	788.49 CR
21/11/2019	System Member Journals			500.00	1,288.49 CR
13/02/2020	System Member Journals			761.53	2,050.02 CR
07/04/2020	System Member Journals			1,000.00	3,050.02 CR
			5,638.50	3,050.02	3,050.02 CR

Share of Profit/(Loss) (53100)

(Share of Profit/(Loss)) Regnart, Roslyn Anne - Accumulation (REGROS00001A)

01/07/2019	Opening Balance				420.58 CR
01/07/2019	Close Period Journal		420.58		0.00 DR
30/06/2020	Create Entries - Profit/Loss Allocation - 30/06/2020		735.64		735.64 DR
			1,156.22		735.64 DR

(Share of Profit/(Loss)) Regnart, Roslyn Anne - Pension (RR-ABP -1) (REGROS00002P)

01/07/2019	Opening Balance				44,298.59 CR
01/07/2019	Close Period Journal		44,298.59		0.00 DR
30/06/2020	Create Entries - Profit/Loss Allocation - 30/06/2020		29,450.98		29,450.98 DR
			73,749.57		29,450.98 DR

(Share of Profit/(Loss)) Regnart, Roslyn Anne - Pension (RR-ABP-2) (REGROS00003P)

01/07/2019	Opening Balance				15,363.01 CR
01/07/2019	Close Period Journal		15,363.01		0.00 DR
30/06/2020	Create Entries - Profit/Loss Allocation - 30/06/2020		11,611.53		11,611.53 DR
			26,974.54		11,611.53 DR

Income Tax (53330)

(Income Tax) Regnart, Roslyn Anne - Accumulation (REGROS00001A)

01/07/2019	Opening Balance				234.23 CR
01/07/2019	Close Period Journal		234.23		0.00 DR
30/06/2020	Create Entries - Income Tax Expense Allocation - 30/06/2020			21.45	21.45 CR
			234.23	21.45	21.45 CR

Contributions Tax (53800)

(Contributions Tax) Regnart, Roslyn Anne - Accumulation (REGROS00001A)

01/07/2019	Opening Balance				695.78 DR
01/07/2019	Close Period Journal			695.78	0.00 DR
02/09/2019	System Member Journals		24.81		24.81 DR
01/11/2019	System Member Journals		93.46		118.27 DR
13/02/2020	System Member Journals		114.23		232.50 DR
			232.50	695.78	232.50 DR

Life Insurance Premiums (53920)

(Life Insurance Premiums) Regnart, Roslyn Anne - Accumulation (REGROS00001A)

01/07/2019	Opening Balance				612.40 DR
01/07/2019	Close Period Journal			612.40	0.00 DR
				612.40	0.00 DR

(Life Insurance Premiums) Regnart, Roslyn Anne - Pension (RR-ABP -1) (REGROS00002P)

01/07/2019	Opening Balance				612.40 DR
01/07/2019	Close Period Journal			612.40	0.00 DR

THE REGNART SUPERANNUATION FUND

General Ledger



As at 30 June 2020

Transaction Date	Description	Units	Debit	Credit	Balance \$
				612.40	0.00 DR
Pensions Paid (54160)					
<u>(Pensions Paid) Regnart, Roslyn Anne - Pension (RR-ABP -1) (REGROS00002P)</u>					
01/07/2019	Opening Balance				35,785.50 DR
01/07/2019	Close Period Journal			35,785.50	0.00 DR
02/07/2019	System Member Journals		9,146.05		9,146.05 DR
25/07/2019	System Member Journals		20,000.00		29,146.05 DR
07/11/2019	System Member Journals		9,000.00		38,146.05 DR
07/11/2019	System Member Journals		7,000.00		45,146.05 DR
			45,146.05	35,785.50	45,146.05 DR
<u>(Pensions Paid) Regnart, Roslyn Anne - Pension (RR-ABP-2) (REGROS00003P)</u>					
01/07/2019	Opening Balance				5,500.00 DR
01/07/2019	Close Period Journal			5,500.00	0.00 DR
10/10/2019	System Member Journals		7,204.30		7,204.30 DR
			7,204.30	5,500.00	7,204.30 DR
Bank Accounts (60400)					
<u>CBA Accelerator Cash Account 511 (CBA23750511)</u>					
22/01/2020	Transfer to CBA		5,000.00		5,000.00 DR
22/01/2020	Transfer to CBA		25,000.00		30,000.00 DR
01/02/2020	Interest		6.58		30,006.58 DR
03/02/2020	Share purchases			10,023.20	19,983.38 DR
14/02/2020	Syd Distribution		417.30		20,400.68 DR
21/02/2020	Withdraw cash close account		3,297.60		23,698.28 DR
28/02/2020	CHC Dst		348.25		24,046.53 DR
28/02/2020	Stockland distribution		182.25		24,228.78 DR
28/02/2020	GOZ dist		436.25		24,665.03 DR
01/03/2020	Interest		13.98		24,679.01 DR
16/03/2020	PERLS dist		53.19		24,732.20 DR
18/03/2020	TAH itm div		528.00		25,260.20 DR
20/03/2020	Woodside		357.47		25,617.67 DR
27/03/2020	TLS itm div		438.00		26,055.67 DR
27/03/2020	Origin		306.45		26,362.12 DR
27/03/2020	Coles Group		396.60		26,758.72 DR
27/03/2020	AGL div		249.10		27,007.82 DR
31/03/2020	CBA div		1,222.00		28,229.82 DR
31/03/2020	Share purchase			10,152.06	18,077.76 DR
31/03/2020	Suncorp div		312.26		18,390.02 DR
31/03/2020	Wesfarmers		676.50		19,066.52 DR
01/04/2020	Interest		13.08		19,079.60 DR
07/04/2020	Direct credit from macquarie		1,000.00		20,079.60 DR
09/04/2020	ING ITM Div		233.60		20,313.20 DR
17/04/2020	Share purchase			5,102.50	15,210.70 DR
01/05/2020	Interest		4.36		15,215.06 DR
20/05/2020	NAB SPP			5,000.00	10,215.06 DR
01/06/2020	Interest		3.38		10,218.44 DR
15/06/2020	Perls Dist		51.11		10,269.55 DR

THE REGNART SUPERANNUATION FUND

General Ledger



As at 30 June 2020

Transaction Date	Description	Units	Debit	Credit	Balance \$
			40,547.31	30,277.76	10,269.55 DR
<u>Westpac #6723 (WBC6723)</u>					
01/07/2019	Opening Balance				15,152.43 DR
02/07/2019	Tfr Altitude Roslyn			9,146.05	6,006.38 DR
19/07/2019	Growthpoint Share Purchase Plan			5,000.00	1,006.38 DR
31/07/2019	Intrest		1.14		1,007.52 DR
28/08/2019	Transfer		5,000.00		6,007.52 DR
28/08/2019	Transurban Purchase - SPP			5,000.00	1,007.52 DR
30/08/2019	Interest		0.08		1,007.60 DR
30/09/2019	Interest		0.08		1,007.68 DR
18/10/2019	Transfer		5,000.00		6,007.68 DR
31/10/2019	Interest		0.20		6,007.88 DR
01/11/2019	ATO Deposit		623.07		6,630.95 DR
04/11/2019	Cleave			2,200.00	4,430.95 DR
05/11/2019	ATO		8,072.44		12,503.39 DR
07/11/2019	withdrawal			7,000.00	5,503.39 DR
21/11/2019	ATO deposit		500.00		6,003.39 DR
22/11/2019	Deposit brookside		32.40		6,035.79 DR
28/11/2019	Withdraw incorrect deposit			32.40	6,003.39 DR
29/11/2019	Interest		0.24		6,003.63 DR
10/12/2019	Cleave			22.00	5,981.63 DR
31/12/2019	Interest		0.26		5,981.89 DR
22/01/2020	Transfer		25,000.00		30,981.89 DR
22/01/2020	Transfer to CBA			5,000.00	25,981.89 DR
22/01/2020	Transfer to CBA			25,000.00	981.89 DR
31/01/2020	Interest		0.19		982.08 DR
13/02/2020	Deposit ATO		761.53		1,743.61 DR
21/02/2020	Transfer deposit			1,743.64	0.03 CR
21/02/2020	Interest		0.03		0.00 DR
			44,991.66	60,144.09	0.00 DR
<u>Westpac #6774 (WBC6774)</u>					
01/07/2019	Opening Balance				11,307.46 DR
01/07/2019	IPL Div		34.20		11,341.66 DR
01/07/2019	ANZ Div		312.00		11,653.66 DR
03/07/2019	NAB div		747.00		12,400.66 DR
25/07/2019	Deposit Pershing securities		29,290.44		41,691.10 DR
25/07/2019	Withdrawal online Roslyn			20,000.00	21,691.10 DR
31/07/2019	Interest		2.94		21,694.04 DR
09/08/2019	TCL Dist		534.00		22,228.04 DR
15/08/2019	Sydney airport distribution		417.30		22,645.34 DR
28/08/2019	Transfer			5,000.00	17,645.34 DR
30/08/2019	Interest		2.70		17,648.04 DR
30/08/2019	GOZ Dist		282.69		17,930.73 DR
30/08/2019	CHC Dist		212.93		18,143.66 DR
30/08/2019			129.35		18,273.01 DR
30/08/2019	Stockland		190.35		18,463.36 DR
02/09/2019	Deposit ATO		165.42		18,628.78 DR

THE REGNART SUPERANNUATION FUND

General Ledger



As at 30 June 2020

Transaction Date	Description	Units	Debit	Credit	Balance \$
16/09/2019	PERLS		57.35		18,686.13 DR
20/09/2019	AGL final div		339.20		19,025.33 DR
20/09/2019	Tabcorp final div		528.00		19,553.33 DR
25/09/2019	Suncorp div		543.84		20,097.17 DR
26/09/2019	Tls Final div		438.00		20,535.17 DR
26/09/2019	Coles final div		469.31		21,004.48 DR
26/09/2019	CBA div		1,411.41		22,415.89 DR
27/09/2019	Origin energy div		306.45		22,722.34 DR
30/09/2019	Interest		2.46		22,724.80 DR
09/10/2019	Ing final div		336.00		23,060.80 DR
09/10/2019	wesfarmers		703.56		23,764.36 DR
10/10/2019	Roslyn draw			7,204.30	16,560.06 DR
18/10/2019	Transfer			5,000.00	11,560.06 DR
24/10/2019	Suncorp cap return [In conjunction with the consolidation, a capital return of 39 cents per ordinary share will be paid on 24 October 2019 to all ordinary shareholders recorded on the register at 7:00pm (AEST) on 1 October 2019.]		482.04		12,042.10 DR
31/10/2019	Interest		1.99		12,044.09 DR
07/11/2019	Roslyn Draw			9,000.00	3,044.09 DR
22/11/2019	Pershing securities		29,847.91		32,892.00 DR
29/11/2019	Interest		0.98		32,892.98 DR
12/12/2019	Nab div		747.00		33,639.98 DR
13/12/2019	Pershing securities			10,052.60	23,587.38 DR
16/12/2019	Perls		54.41		23,641.79 DR
18/12/2019	ANZ Div		312.00		23,953.79 DR
20/12/2019	WBC div		1,943.20		25,896.99 DR
31/12/2019	Interest		2.49		25,899.48 DR
02/01/2020	Bank fee			5.00	25,894.48 DR
22/01/2020	Transfer			25,000.00	894.48 DR
31/01/2020	Interest		1.58		896.06 DR
14/02/2020	TCL Dist		657.82		1,553.88 DR
21/02/2020	Interest		0.06		1,553.94 DR
21/02/2020	Transfer deposit		1,743.64		3,297.58 DR
21/02/2020	Withdraw cash close account			3,297.58	0.00 DR
			73,252.02	84,559.48	0.00 DR

Distributions Receivable (61800)

Charter Hall Group (CHC.AX)

01/07/2019	Opening Balance				212.93 DR
30/08/2019	CHC Dist			212.93	0.00 DR
30/06/2020	CHC June distribution receivable		153.62		153.62 DR
			153.62	212.93	153.62 DR

Growthpoint Properties Australia (GOZ.AX)

01/07/2019	Opening Balance				282.69 DR
30/08/2019	GOZ Dist			282.69	0.00 DR
30/06/2020	Growthpoint June distribution receivable		369.70		369.70 DR

THE REGNART SUPERANNUATION FUND

General Ledger



As at 30 June 2020

Transaction Date	Description	Units	Debit	Credit	Balance \$
			369.70	282.69	369.70 DR
<u>Transurban Group (TCL.AX)</u>					
01/07/2019	Opening Balance				498.40 DR
09/08/2019	TCL Dist			498.40	0.00 DR
30/06/2020	Transurban June Distribution receivable		339.52		339.52 DR
			339.52	498.40	339.52 DR
<u>Dividends Receivable (62000)</u>					
<u>Stockland (SGP.AX1)</u>					
01/07/2019	Opening Balance				190.35 DR
30/08/2019	Stockland			190.35	0.00 DR
30/06/2020	Stockland June distribution receivable		143.10		143.10 DR
			143.10	190.35	143.10 DR
<u>Formation Expenses (64000)</u>					
<u>Formation Expenses (64000)</u>					
01/07/2019	Opening Balance				325.00 DR
					325.00 DR
<u>Shares in Listed Companies (Australian) (77600)</u>					
<u>AGL Energy Limited. (AGL.AX)</u>					
01/07/2019	Opening Balance	530.00			10,605.30 DR
30/06/2020	Revaluation - 30/06/2020 @ \$17.050000 (System Price) - 530.000000 Units on hand			1,568.80	9,036.50 DR
		530.00		1,568.80	9,036.50 DR
<u>Australia And New Zealand Banking Group Limited (ANZ.AX)</u>					
01/07/2019	Opening Balance	390.00			11,001.90 DR
30/06/2020	Revaluation - 30/06/2020 @ \$18.640000 (System Price) - 390.000000 Units on hand			3,732.30	7,269.60 DR
		390.00		3,732.30	7,269.60 DR
<u>Commonwealth Bank Of Australia. (CBA.AX)</u>					
01/07/2019	Opening Balance	611.00			50,578.58 DR
30/06/2020	Revaluation - 30/06/2020 @ \$69.420000 (System Price) - 611.000000 Units on hand			8,162.96	42,415.62 DR
		611.00		8,162.96	42,415.62 DR
<u>Commonwealth Bank Of Australia. - Cap Note 3-Bbsw+5.20% Perp Non-Cum Red T-10-21 (CBAPE.AX)</u>					
01/07/2019	Opening Balance	50.00			5,374.50 DR
30/06/2020	Revaluation - 30/06/2020 @ \$103.200000 (System Price) - 50.000000 Units on hand			214.50	5,160.00 DR
		50.00		214.50	5,160.00 DR
<u>Coles Group Limited. (COL.AX)</u>					
01/07/2019	Opening Balance	1,322.00			17,648.70 DR
30/06/2020	Revaluation - 30/06/2020 @ \$17.170000 (System Price) - 1,322.000000 Units on hand		5,050.04		22,698.74 DR
		1,322.00	5,050.04		22,698.74 DR
<u>Inghams Group Limited (ING.AX)</u>					

THE REGNART SUPERANNUATION FUND

General Ledger



As at 30 June 2020

Transaction Date	Description	Units	Debit	Credit	Balance \$
01/07/2019	Opening Balance	3,200.00			12,864.00 DR
30/06/2020	Revaluation - 30/06/2020 @ \$3.200000 (System Price) - 3,200.000000 Units on hand			2,624.00	10,240.00 DR
		3,200.00		2,624.00	10,240.00 DR
<u>Incitec Pivot Limited (IPL.AX)</u>					
01/07/2019	Opening Balance	2,631.00			8,971.71 DR
25/07/2019	Deposit Pershing securities	(2,631.00)		16,584.82	7,613.11 CR
25/07/2019	Unrealised Gain writeback as at 25/07/2019		7,613.11		0.00 DR
		0.00	7,613.11	16,584.82	0.00 DR
<u>National Australia Bank Limited (NAB.AX)</u>					
01/07/2019	Opening Balance	900.00			24,048.00 DR
31/03/2020	Share purchase	300.00	5,116.78		29,164.78 DR
17/04/2020	Share purchase	300.00	5,102.50		34,267.28 DR
20/05/2020	NAB SPP	353.00	5,000.00		39,267.28 DR
30/06/2020	Revaluation - 30/06/2020 @ \$18.220000 (System Price) - 1,853.000000 Units on hand			5,505.62	33,761.66 DR
		1,853.00	15,219.28	5,505.62	33,761.66 DR
<u>Origin Energy Limited (ORG.AX)</u>					
01/07/2019	Opening Balance	2,043.00			14,934.33 DR
30/06/2020	Revaluation - 30/06/2020 @ \$5.840000 (System Price) - 2,043.000000 Units on hand			3,003.21	11,931.12 DR
		2,043.00		3,003.21	11,931.12 DR
<u>Stockland (SGP.AX1)</u>					
01/07/2019	Opening Balance	1,350.00			5,629.50 DR
30/06/2020	Revaluation - 30/06/2020 @ \$3.310000 (System Price) - 1,350.000000 Units on hand			1,161.00	4,468.50 DR
		1,350.00		1,161.00	4,468.50 DR
<u>Suncorp Group Limited (SUN.AX)</u>					
01/07/2019	Opening Balance	1,236.00			16,648.92 DR
01/10/2019	971 for 1000 share consolidation of SUN.AX	(35.00)			16,648.92 DR
24/10/2019	Suncorp cap return [In conjunction with the consolidation, a capital return of 39 cents per ordinary share will be paid on 24 October 2019 to all ordinary shareholders recorded on the register at 7:00pm (AEST) on 1 October 2019.]	0.00		482.04	16,166.88 DR
30/06/2020	Revaluation - 30/06/2020 @ \$9.230000 (System Price) - 1,201.000000 Units on hand			5,081.65	11,085.23 DR
		1,201.00	0.00	5,563.69	11,085.23 DR
<u>Tabcorp Holdings Limited (TAH.AX)</u>					
01/07/2019	Opening Balance	4,800.00			21,360.00 DR
30/06/2020	Revaluation - 30/06/2020 @ \$3.380000 (System Price) - 4,800.000000 Units on hand			5,136.00	16,224.00 DR
		4,800.00		5,136.00	16,224.00 DR
<u>Telstra Corporation Limited. (TLS.AX)</u>					

THE REGNART SUPERANNUATION FUND

General Ledger



As at 30 June 2020

Transaction Date	Description	Units	Debit	Credit	Balance \$
01/07/2019	Opening Balance	10,950.00			42,157.50 DR
25/07/2019	Deposit Pershing securities	(5,475.00)		36,377.62	5,779.88 DR
25/07/2019	Unrealised Gain writeback as at 25/07/2019		6,761.21		12,541.09 DR
30/06/2020	Revaluation - 30/06/2020 @ \$3.130000 (System Price) - 5,475.000000 Units on hand		4,595.66		17,136.75 DR
		5,475.00	11,356.87	36,377.62	17,136.75 DR
<u>Westpac Banking Corporation (WBC.AX)</u>					
01/07/2019	Opening Balance	2,429.00			68,886.44 DR
22/11/2019	Pershing securities	(1,160.00)		31,485.06	37,401.38 DR
22/11/2019	Unrealised Gain writeback as at 22/11/2019			3,834.09	33,567.29 DR
31/03/2020	Share purchase	300.00	5,035.28		38,602.57 DR
30/06/2020	Revaluation - 30/06/2020 @ \$17.950000 (System Price) - 1,569.000000 Units on hand			10,439.02	28,163.55 DR
		1,569.00	5,035.28	45,758.17	28,163.55 DR
<u>Wesfarmers Limited (WES.AX)</u>					
01/07/2019	Opening Balance	902.00			32,616.32 DR
30/06/2020	Revaluation - 30/06/2020 @ \$44.830000 (System Price) - 902.000000 Units on hand		7,820.34		40,436.66 DR
		902.00	7,820.34		40,436.66 DR
<u>Woodside Petroleum Ltd (WPL.AX)</u>					
13/12/2019	Pershing securities	290.00	10,052.60		10,052.60 DR
03/02/2020	Share purchases	140.00	5,013.70		15,066.30 DR
30/06/2020	Revaluation - 30/06/2020 @ \$21.650000 (System Price) - 430.000000 Units on hand			5,756.80	9,309.50 DR
		430.00	15,066.30	5,756.80	9,309.50 DR
<u>Units in Listed Unit Trusts (Australian) (78200)</u>					
<u>Charter Hall Group (CHC.AX)</u>					
01/07/2019	Opening Balance	1,990.00			21,551.70 DR
30/06/2020	Revaluation - 30/06/2020 @ \$9.690000 (System Price) - 1,990.000000 Units on hand			2,268.60	19,283.10 DR
		1,990.00		2,268.60	19,283.10 DR
<u>Growthpoint Properties Australia (GOZ.AX)</u>					
01/07/2019	Opening Balance	2,437.00			10,040.44 DR
19/07/2019	Growthpoint Share Purchase Plan	1,260.00	5,000.00		15,040.44 DR
30/06/2020	Revaluation - 30/06/2020 @ \$3.200000 (System Price) - 3,697.000000 Units on hand			3,210.04	11,830.40 DR
		3,697.00	5,000.00	3,210.04	11,830.40 DR
<u>Sydney Airport - Fully Paid Stapled (SYD.AX)</u>					
01/07/2019	Opening Balance	2,140.00			17,205.60 DR
03/02/2020	Share purchases	580.00	5,009.50		22,215.10 DR
30/06/2020	Revaluation - 30/06/2020 @ \$5.670000 (System Price) - 2,720.000000 Units on hand			6,792.70	15,422.40 DR
		2,720.00	5,009.50	6,792.70	15,422.40 DR
<u>Transurban Group (TCL.AX)</u>					

THE REGNART SUPERANNUATION FUND

General Ledger



As at 30 June 2020

Transaction Date	Description	Units	Debit	Credit	Balance \$
01/07/2019	Opening Balance	1,780.00			26,237.20 DR
28/08/2019	Transurban Purchase - SPP	342.00	5,000.00		31,237.20 DR
30/06/2020	Revaluation - 30/06/2020 @ \$14.130000 (System Price) - 2,122.000000 Units on hand			1,253.34	29,983.86 DR
		2,122.00	5,000.00	1,253.34	29,983.86 DR

Income Tax Payable/Refundable (85000)

Income Tax Payable/Refundable (85000)

01/07/2019	Opening Balance				8,331.44 DR
05/11/2019	ATO			8,331.44	0.00 DR
30/06/2020	Create Entries - Franking Credits Adjustment - 30/06/2020		6,105.18		6,105.18 DR
30/06/2020	Create Entries - Income Tax Expense - 30/06/2020			211.05	5,894.13 DR
			6,105.18	8,542.49	5,894.13 DR

Sundry Creditors (88000)

Sundry Creditors (88000)

04/11/2019	Cleave			22.00	22.00 CR
22/11/2019	Deposit brookside			32.40	54.40 CR
28/11/2019	Withdraw incorrect deposit		32.40		22.00 CR
10/12/2019	Cleave		22.00		0.00 DR
			54.40	54.40	0.00 DR

Total Debits: 561,403.29

Total Credits: 561,403.29

THE REGNART SUPERANNUATION FUND

Investment Income Report

As at 30 June 2020

Investment	Total Income	Franked	Unfranked	Interest/ Other	Franking Credits	Foreign Income	Foreign Credits * 1	Assessable Income (Excl. Capital Gains) * 2	TFN Credits	Other Deductions	Distributed Capital Gains	Non-Assessable Payments
Bank Accounts												
CBA Accelerator Cash Account 511	41.38			41.38	0.00	0.00	0.00	41.38			0.00	0.00
Westpac #6723	2.22			2.22	0.00	0.00	0.00	2.22			0.00	0.00
Westpac #6774	15.20			15.20	0.00	0.00	0.00	15.20			0.00	0.00
	58.80			58.80	0.00	0.00	0.00	58.80			0.00	0.00
Dividends Received												
Transurban Group	78.04	78.04						111.49		0.00		
	78.04	78.04						111.49		0.00		
Other Investment Income												
Other Income	0.02							0.02				
	0.02							0.02				
Shares in Listed Companies (Australian)												
AGL.AX AGL Energy Limited.	588.30	470.64	117.66		201.71			790.01		0.00		
ANZ.AX Australia And New Zealand Banking Group Limited	624.00	530.40	93.60		227.31			851.31		0.00		
COL.AX Coles Group Limited.	865.91	865.91	0.00		371.10			1,237.01		0.00		
CBA.AX Commonwealth Bank Of Australia.	2,633.41	2,633.41	0.00		1,128.60			3,762.01		0.00		
CBAPE.AX Commonwealth Bank Of Australia. - Cap Note 3-Bbsw+5.20% Perp Non-Cum Red T-10-21	216.06	216.06	0.00		92.60			308.66		0.00		
IPL.AX Incitec Pivot Limited	34.20		34.20					34.20		0.00		
ING.AX Inghams Group Limited	569.60	569.60	0.00		244.11			813.71		0.00		
NAB.AX National Australia Bank Limited	1,494.00	1,494.00	0.00		640.28			2,134.28		0.00		
ORG.AX Origin Energy Limited	612.90	612.90	0.00		262.68			875.58		0.00		
SGP.AX Stockland	325.35			230.19	0.00	0.00	0.00	230.19		0.00	185.42	(90.26)
SUN.AX Suncorp Group Limited	856.10	856.10	0.00		366.90			1,223.00		0.00		
TAH.AX Tabcorp Holdings Limited	1,056.00	1,056.00	0.00		452.58			1,508.58		0.00		
TLS.AX Telstra Corporation Limited.	876.00	876.00	0.00		375.42			1,251.42		0.00		
WES.AX Wesfarmers Limited	1,380.06	1,380.06	0.00		591.46			1,971.52		0.00		

THE REGNART SUPERANNUATION FUND

Investment Income Report

As at 30 June 2020

Investment		Total Income	Franked	Unfranked	Interest/ Other	Franking Credits	Foreign Income	Foreign Credits * 1	Assessable Income (Excl. Capital Gains) * 2	TFN Credits	Other Deductions	Distributed Capital Gains	Non-Assessable Payments
WBC.AX	Westpac Banking Corporation	1,943.20	1,943.20	0.00		832.80			2,776.00		0.00		
WPL.AX	Woodside Petroleum Ltd	357.47	357.47	0.00		153.20			510.67		0.00		
		14,432.56	13,861.75	245.46	230.19	5,940.75	0.00	0.00	20,278.15		0.00	185.42	(90.26)
Units in Listed Unit Trusts (Australian)													
CHC.AX	Charter Hall Group	268.65	268.65			115.14			383.79		0.00		
CHC.AX	Charter Hall Group	362.57			128.86	0.00	0.00	0.00	128.86		0.00	433.78	(200.07)
GOZ.AX	Growthpoint Properties Australia	805.95	36.97		542.28	15.84	0.00	0.00	595.09		0.00	0.00	226.70
SYD.AX	Sydney Airport - Fully Paid Stapled	834.60		614.18	219.77	0.00	0.00	0.00	833.95		0.00	0.00	0.65
TCL.AX	Transurban Group	954.90			594.23	0.00	0.00	0.00	594.23		0.00	0.00	360.67
		3,226.67	305.62	614.18	1,485.14	130.98	0.00	0.00	2,535.92		0.00	433.78	387.95
		17,796.09	14,245.41	859.64	1,774.13	6,105.18	0.00	0.00	22,984.38		0.00	619.20	297.69

Assessable Income (Excl. Capital Gains) **22,984.38**

Net Capital Gain **421.82**

Total Assessable Income 23,406.20

* 1 Includes foreign credits from foreign capital gains.

* 2 Assessable Income in the SMSF Annual Return will be different as capital gains and losses from disposals of assets have not been included.

For a breakdown of Distributed Capital Gains and Non-Assessable Payments refer to Distributions Reconciliation Report.

THE REGNART SUPERANNUATION FUND
Dividend Reconciliation Report



For The Period 01 July 2019 - 30 June 2020

Date	Net Payment Received	Australian Income			Foreign Income			Withheld		
		Unfranked	Franked	Franking Credits	Foreign Income	Foreign Credits	NZ Credits	TFN Withheld	Non-Resident	LIC Deduction
15/06/2020	51.11	0.00	51.11	21.90						
	216.06	0.00	216.06	92.60						
COL.AX Coles Group Limited.										
26/09/2019	469.31	0.00	469.31	201.13						
27/03/2020	396.60	0.00	396.60	169.97						
	865.91	0.00	865.91	371.10						
ING.AX Inghams Group Limited										
09/10/2019	336.00	0.00	336.00	144.00						
09/04/2020	233.60	0.00	233.60	100.11						
	569.60	0.00	569.60	244.11						
IPL.AX Incitec Pivot Limited										
01/07/2019	34.20	34.20								
	34.20	34.20								
NAB.AX National Australia Bank Limited										
03/07/2019	747.00	0.00	747.00	320.14						
12/12/2019	747.00	0.00	747.00	320.14						
	1,494.00	0.00	1,494.00	640.28						

THE REGNART SUPERANNUATION FUND
Dividend Reconciliation Report



For The Period 01 July 2019 - 30 June 2020

Date	Net Payment Received	Australian Income			Foreign Income			Withheld		
		Unfranked	Franked	Franking Credits	Foreign Income	Foreign Credits	NZ Credits	TFN Withheld	Non-Resident	LIC Deduction
ORG.AX Origin Energy Limited										
27/09/2019	306.45	0.00	306.45	131.34						
27/03/2020	306.45	0.00	306.45	131.34						
	612.90	0.00	612.90	262.68						
SUN.AX Suncorp Group Limited										
25/09/2019	543.84	0.00	543.84	233.07						
31/03/2020	312.26	0.00	312.26	133.83						
	856.10	0.00	856.10	366.90						
TAH.AX Tabcorp Holdings Limited										
20/09/2019	528.00	0.00	528.00	226.29						
18/03/2020	528.00	0.00	528.00	226.29						
	1,056.00	0.00	1,056.00	452.58						
TLS.AX Telstra Corporation Limited.										
26/09/2019	438.00	0.00	438.00	187.71						
27/03/2020	438.00	0.00	438.00	187.71						
	876.00	0.00	876.00	375.42						

WBC.AX Westpac Banking Corporation

THE REGNART SUPERANNUATION FUND
Dividend Reconciliation Report



For The Period 01 July 2019 - 30 June 2020

Date	Net Payment Received	Australian Income			Foreign Income			Withheld		
		Unfranked	Franked	Franking Credits	Foreign Income	Foreign Credits	NZ Credits	TFN Withheld	Non-Resident	LIC Deduction
20/12/2019	1,943.20	0.00	1,943.20	832.80						
	1,943.20	0.00	1,943.20	832.80						
WES.AX Wesfarmers Limited										
09/10/2019	703.56	0.00	703.56	301.53						
31/03/2020	676.50	0.00	676.50	289.93						
	1,380.06	0.00	1,380.06	591.46						
WPL.AX Woodside Petroleum Ltd										
20/03/2020	357.47	0.00	357.47	153.20						
	357.47	0.00	357.47	153.20						
	14,107.21	245.46	13,861.75	5,940.75						
Units in Listed Unit Trusts (Australian)										
CHC.AX Charter Hall Group										
30/08/2019	129.35		129.35	55.44						
28/02/2020	139.30		139.30	59.70						
	268.65		268.65	115.14						
	268.65		268.65	115.14						

THE REGNART SUPERANNUATION FUND
Dividend Reconciliation Report



For The Period 01 July 2019 - 30 June 2020

Date	Net Payment Received	Australian Income			Foreign Income			Withheld		
		Unfranked	Franked	Franking Credits	Foreign Income	Foreign Credits	NZ Credits	TFN Withheld	Non-Resident	LIC Deduction
TOTAL	14,375.86	245.46	14,130.40	6,055.89						

Tax Return Reconciliation

	Totals	Tax Return Label
Unfranked	245.46	J
Franked Dividends	14,130.40	K
Franking Credits	6,055.89	L

THE REGNART SUPERANNUATION FUND
Interest Reconciliation Report



For The Period 01 July 2019 - 30 June 2020

Date	Payment Amount	Gross Interest	TFN Withheld	Foreign Income	Foreign Credits
Bank Accounts					
CBA23750511 CBA Accelerator Cash Account 511					
01/02/2020	6.58	6.58			
01/03/2020	13.98	13.98			
01/04/2020	13.08	13.08			
01/05/2020	4.36	4.36			
01/06/2020	3.38	3.38			
	41.38	41.38			
WBC6723 Westpac #6723					
31/07/2019	1.14	1.14			
30/08/2019	0.08	0.08			
30/09/2019	0.08	0.08			
31/10/2019	0.20	0.20			
29/11/2019	0.24	0.24			
31/12/2019	0.26	0.26			
31/01/2020	0.19	0.19			
21/02/2020	0.03	0.03			
	2.22	2.22			
WBC6774 Westpac #6774					
31/07/2019	2.94	2.94			
30/08/2019	2.70	2.70			
01/12/2020	11:50:41				

THE REGNART SUPERANNUATION FUND
Interest Reconciliation Report



For The Period 01 July 2019 - 30 June 2020

Date	Payment Amount	Gross Interest	TFN Withheld	Foreign Income	Foreign Credits
30/09/2019	2.46	2.46			
31/10/2019	1.99	1.99			
29/11/2019	0.98	0.98			
31/12/2019	2.49	2.49			
31/01/2020	1.58	1.58			
21/02/2020	0.06	0.06			
	15.20	15.20			
	58.80	58.80			
TOTAL	58.80	58.80			

Tax Return Reconciliation

	Totals	Tax Return Label
Gross Interest	58.80	11C

THE REGNART SUPERANNUATION FUND
Distribution Reconciliation Report



For The Period 01 July 2019 - 30 June 2020

Date	Payment Received	Non Primary Production Income (A) * ₁			Distributed Capital Gains (B) * ₂				Foreign Income * ₃		Non-Assessable			Taxable Income	
		Franked	Unfranked	Interest/ Other	Franking Credits	Discounted (After Discount)	Rate * ₅	CGT Concession	Indexed	Other	Foreign Income	Foreign Credits	Tax Exempt		Tax Free
Shares in Listed Companies (Australian)															
SGP.AX Stockland															
28/02/2020	182.25						S							0.00	
30/06/2020	143.10						S							0.00	
30/06/2020	0.00			230.19	92.71	I		92.71						(90.26)	322.90
	325.35			230.19	92.71			92.71						(90.26)	322.90
	<i>Net Cash Distribution:</i>	325.35													
	325.35			230.19	92.71			92.71						(90.26)	322.90
Units in Listed Unit Trusts (Australian)															
CHC.AX Charter Hall Group															
28/02/2020	208.95						S							0.00	
30/06/2020	153.62						S							0.00	
30/06/2020	0.00			128.86	203.36	I		203.36		27.06				(200.07)	359.28
	362.57			128.86	203.36			203.36		27.06				(200.07)	359.28
	<i>Net Cash Distribution:</i>	362.57													
GOZ.AX Growthpoint Properties Australia															
28/02/2020	436.25						S							0.00	
30/06/2020	369.70						S							0.00	
30/06/2020	0.00	36.97		542.28	15.84	S								226.70	595.09

THE REGNART SUPERANNUATION FUND
Distribution Reconciliation Report



For The Period 01 July 2019 - 30 June 2020

Date	Non Primary Production Income (A) * ₁					Distributed Capital Gains (B) * ₂					Foreign Income * ₃		Non-Assessable			Taxable Income
	Payment Received	Franked	Unfranked	Interest/ Other	Franking Credits	Discounted (After Discount)	Rate * ₅	CGT Concession	Indexed	Other	Foreign Income	Foreign Credits	Tax Exempt	Tax Free	Tax Deferred / AMIT * ₆	
	805.95	36.97		542.28	15.84										226.70	595.09
<i>Net Cash Distribution:</i>		805.95														
SYD.AX Sydney Airport - Fully Paid Stapled																
15/08/2019	417.30						S								0.00	
14/02/2020	417.30						S								0.00	
30/06/2020	0.00		614.18	219.77			S								0.65	833.95
	834.60		614.18	219.77											0.65	833.95
<i>Net Cash Distribution:</i>		834.60														
TCL.AX Transurban Group																
14/02/2020	615.38						S								0.00	
30/06/2020	339.52						S								0.00	
30/06/2020	0.00			594.23			S								360.67	594.23
	954.90			594.23											360.67	594.23
<i>Net Cash Distribution:</i>		954.90														
	2,958.02	36.97	614.18	1,485.14	15.84	203.36		203.36		27.06					387.95	2,382.55

THE REGNART SUPERANNUATION FUND

Distribution Reconciliation Report

For The Period 01 July 2019 - 30 June 2020

Date	Non Primary Production Income (A) * ₁			Distributed Capital Gains (B) * ₂				Foreign Income * ₃		Non-Assessable				Taxable Income		
	Payment Received	Franked	Unfranked	Interest/ Other	Franking Credits	Discounted (After Discount)	Rate * ₅	CGT Concession	Indexed	Other	Foreign Income	Foreign Credits	Tax Exempt		Tax Free	Tax Deferred / AMIT * ₆
TOTAL	3,283.37	36.97	614.18	1,715.33	15.84	296.07		296.07							297.69	2,705.45

Total Distributed Gains

Discount Rate	Discounted	Gross
Superfund 1/3	0.00	0.00
Individual 50%(I)	296.07	619.20
Total	296.07	619.20

*₁ Summary of Non Primary Production Income (A)

Tax Label	Franked	Unfranked	Interest/Other	Less Other Deduction	Income Before Credits * ₇	Franking Credits	Total Including Credits
11M Gross trust distributions	36.97	614.18	1,715.33		2,366.48	15.84	2,382.32

*₂ Forms part of the Net Capital Gains calculation for Tax Label 11A.

*₃ Forms part of the Foreign Credits calculation for Tax Label 11D, D1, 13C1.

*₄ Taxable Income is designed to match Tax Statement provided by Fund Manager.

Taxable Income in the SMSF Annual Return will be different due to application of Capital Losses in Net Capital Gain calculation and application of different discount method.

*₅ This is the discount rate selected for the transaction. "S" being Super Funds at 1/3 and "I" being Individual at 50%.

*₆ AMIT cost base net increase is reflected as negative amount i.e. negative tax deferred and AMIT cost base net decrease is reflected as positive amount i.e. positive tax deferred.

*₇ Sum of Income Before Credits reconciles with Taxable Trust Distributions in Statement of Taxable Income.

^ Variance between Payment Received and Net Cash Distribution.

THE REGNART SUPERANNUATION FUND
Investment Summary with Market Movement



As at 30 June 2020

Investment	Units	Market Price	Market Value	Average Cost	Accounting Cost	Unrealised		Realised Movement	
						Overall	Current Year		
Cash/Bank Accounts									
CBA Accelerator Cash Account 511		10,269.550000	10,269.55	10,269.55	10,269.55				
			10,269.55		10,269.55				
Shares in Listed Companies (Australian)									
AGL.AX	AGL Energy Limited.	530.00	17.050000	9,036.50	19.25	10,202.20	(1,165.70)	(1,568.80)	0.00
ANZ.AX	Australia And New Zealand Banking Group Limited	390.00	18.640000	7,269.60	26.50	10,334.60	(3,065.00)	(3,732.30)	0.00
COL.AX	Coles Group Limited.	1,322.00	17.170000	22,698.74	9.17	12,123.76	10,574.98	5,050.04	0.00
CBA.AX	Commonwealth Bank Of Australia.	611.00	69.420000	42,415.62	51.94	31,735.66	10,679.96	(8,162.96)	0.00
CBAAPE.AX	Commonwealth Bank Of Australia. - Cap Note 3-Bbsw+5.20% Perp Non-Cum Red T-10-21	50.00	103.200000	5,160.00	100.00	5,000.00	160.00	(214.50)	0.00
IPL.AX	Incitec Pivot Limited	0.00	1.875000	0.00	0.00	0.00	0.00	7,613.11	(7,816.38)
ING.AX	Inghams Group Limited	3,200.00	3.200000	10,240.00	2.82	9,024.00	1,216.00	(2,624.00)	0.00
NAB.AX	National Australia Bank Limited	1,853.00	18.220000	33,761.66	21.18	39,253.53	(5,491.87)	(5,505.62)	0.00
ORG.AX	Origin Energy Limited	2,043.00	5.840000	11,931.12	8.48	17,333.50	(5,402.38)	(3,003.21)	0.00
SGP.AX	Stockland	1,350.00	3.310000	4,468.50	3.78	5,105.50	(637.00)	(1,161.00)	0.00
SUN.AX	Suncorp Group Limited	1,201.00	9.230000	11,085.23	12.59	15,116.06	(4,030.83)	(5,081.65)	0.00
TAH.AX	Tabcorp Holdings Limited	4,800.00	3.380000	16,224.00	3.46	16,588.68	(364.68)	(5,136.00)	0.00
TLS.AX	Telstra Corporation Limited.	5,475.00	3.130000	17,136.75	3.53	19,302.31	(2,165.56)	11,356.87	(15,855.62)
WES.AX	Wesfarmers Limited	902.00	44.830000	40,436.66	19.18	17,297.81	23,138.85	7,820.34	0.00
WBC.AX	Westpac Banking Corporation	1,569.00	17.950000	28,163.55	21.93	34,408.20	(6,244.65)	(14,273.11)	(1,637.15)
WPL.AX	Woodside Petroleum Ltd	430.00	21.650000	9,309.50	35.04	15,066.30	(5,756.80)	(5,756.80)	0.00
			269,337.43		257,892.11	11,445.32	(24,379.59)	(25,309.15)	
Units in Listed Unit Trusts (Australian)									
CHC.AX	Charter Hall Group	1,990.00	9.690000	19,283.10	5.05	10,041.42	9,241.68	(2,268.60)	0.00
GOZ.AX	Growthpoint Properties Australia	3,697.00	3.200000	11,830.40	4.22	15,593.34	(3,762.94)	(3,210.04)	0.00
SYD.AX	Sydney Airport - Fully Paid Stapled	2,720.00	5.670000	15,422.40	7.02	19,094.51	(3,672.11)	(6,792.70)	0.00
TCL.AX	Transurban Group	2,122.00	14.130000	29,983.86	9.48	20,119.48	9,864.38	(1,253.34)	0.00
			76,519.76		64,848.75	11,671.01	(13,524.68)	0.00	
			356,126.74		333,010.41	23,116.33	(37,904.27)	(25,309.15)	

THE REGNART SUPERANNUATION FUND

Detailed Schedule of Fund Assets

As at 30 June 2020

Transaction Date	Description	Units	Amount \$
Fixed Interest Securities (Australian) - Unitised (72450)			
<u>Westpac Banking Corporation (WBCHA.AX)</u>			
10/08/2012	WBCHA Acquisition for 50 units	50.00	5,000.00
27/05/2017	WBCHA REVALUATION AT 27/05/2017		38.00
23/08/2017	SELL 50.00000000 WBCHA	(50.00)	(5,000.00)
27/05/2018	WBCHA REVALUATION AT 27/05/2018		(38.00)
		0.00	0.00
Shares in Listed Companies (Australian) (77600)			
<u>AGL Energy Limited. (AGL.AX)</u>			
26/10/2016	BUY 530.00000000 AGL	530.00	10,202.20
30/06/2017	AGL REVALUATION AT 30/06/2017		3,312.80
30/06/2018	AGL REVALUATION AT 30/06/2018		(1,600.60)
23/11/2018	Revaluation - 23/11/2018 @ \$18.700000 (System Price) - 530.000000 Units on hand		(2,003.40)
30/06/2019	Revaluation - 28/06/2019 @ \$20.010000 (System Price) - 530.000000 Units on hand		694.30
30/06/2020	Revaluation - 30/06/2020 @ \$17.050000 (System Price) - 530.000000 Units on hand		(1,568.80)
		530.00	9,036.50
<u>Australia And New Zealand Banking Group Limited (ANZ.AX)</u>			
05/02/2018	BUY 180.00000000 ANZ	180.00	5,312.50
30/06/2018	ANZ REVALUATION AT 30/06/2018		(229.30)
23/11/2018	Revaluation - 23/11/2018 @ \$26.340000 (System Price) - 180.000000 Units on hand		(342.00)
27/12/2018	Pershing	210.00	5,022.10
30/06/2019	Revaluation - 28/06/2019 @ \$28.210000 (System Price) - 390.000000 Units on hand		1,238.60
30/06/2020	Revaluation - 30/06/2020 @ \$18.640000 (System Price) - 390.000000 Units on hand		(3,732.30)
		390.00	7,269.60
<u>Commonwealth Bank Of Australia. (CBA.AX)</u>			
21/10/2010	BUY 385.00000000 CBA	385.00	19,676.66
10/12/2010	BUY 100.00000000 CBA	100.00	5,098.00
30/12/2011	BUY 100.00000000 CBA	100.00	5,102.00
18/09/2015	BUY 26.00000000 CBA	26.00	1,859.00
30/06/2017	CBA REVALUATION AT 30/06/2017		18,861.25
30/06/2018	CBA REVALUATION AT 30/06/2018		(6,073.34)
23/11/2018	Revaluation - 23/11/2018 @ \$71.300000 (System Price) - 611.000000 Units on hand		(959.27)
30/06/2019	Revaluation - 28/06/2019 @ \$82.780000 (System Price) - 611.000000 Units on hand		7,014.28
30/06/2020	Revaluation - 30/06/2020 @ \$69.420000 (System Price) - 611.000000 Units on hand		(8,162.96)
		611.00	42,415.62
<u>Commonwealth Bank Of Australia. - Cap Note 3-Bbsw+5.20% Perp Non-Cum Red T-10-21 (CBAPE.AX)</u>			
01/04/2016	BUY 50.00000000 CBAPE	50.00	5,000.00
30/06/2017	CBAPE REVALUATION AT 30/06/2017		375.00
30/06/2018	CBAPE REVALUATION AT 30/06/2018		(117.00)
23/11/2018	Revaluation - 23/11/2018 @ \$105.950000 (System Price) - 50.000000 Units on hand		39.50
30/06/2019	Revaluation - 28/06/2019 @ \$107.490000 (System Price) - 50.000000 Units on hand		77.00

THE REGNART SUPERANNUATION FUND
Detailed Schedule of Fund Assets

As at 30 June 2020

Transaction Date	Description	Units	Amount \$
30/06/2020	Revaluation - 30/06/2020 @ \$103.200000 (System Price) - 50.000000 Units on hand		(214.50)
		50.00	5,160.00
<u>Coles Group Limited (COL.AX)</u>			
23/11/2018	1:1 DIST OF SHARES IN COLES GROUP	902.00	7,034.46
23/11/2018	Revaluation - 23/11/2018 @ \$12.840000 (System Price) - 902.000000 Units on hand		4,547.22
27/12/2018	Pershing	420.00	5,089.30
30/06/2019	Revaluation - 28/06/2019 @ \$13.350000 (System Price) - 1,322.000000 Units on hand		977.72
30/06/2020	Revaluation - 30/06/2020 @ \$17.170000 (System Price) - 1,322.000000 Units on hand		5,050.04
		1,322.00	22,698.74
<u>Inghams Group Limited (ING.AX)</u>			
07/11/2016	BUY 3200.00000000 ING	3,200.00	10,080.00
30/06/2017	ING REVALUATION AT 30/06/2017		704.00
30/06/2018	ING REVALUATION AT 30/06/2018		1,440.00
23/11/2018	Revaluation - 23/11/2018 @ \$4.220000 (System Price) - 3,200.000000 Units on hand		1,280.00
18/12/2018	ING Cap [Return of Capital: \$0.33 per unit]	0.00	(1,056.00)
30/06/2019	Revaluation - 28/06/2019 @ \$4.020000 (System Price) - 3,200.000000 Units on hand		416.00
30/06/2020	Revaluation - 30/06/2020 @ \$3.200000 (System Price) - 3,200.000000 Units on hand		(2,624.00)
		3,200.00	10,240.00
<u>Incitec Pivot Limited (IPL.AX)</u>			
21/02/2008	BUY 731.00000000 IPL	731.00	1,827.50
08/09/2008	BUY 1900.00000000 IPL	1,900.00	14,757.32
30/06/2017	IPL REVALUATION AT 30/06/2017		(7,613.11)
30/06/2018	IPL REVALUATION AT 30/06/2018		578.82
23/11/2018	Revaluation - 23/11/2018 @ \$3.810000 (System Price) - 2,631.000000 Units on hand		473.58
30/06/2019	Revaluation - 28/06/2019 @ \$3.410000 (System Price) - 2,631.000000 Units on hand		(1,052.40)
25/07/2019	Deposit Pershing securities	(2,631.00)	(16,584.82)
25/07/2019	Unrealised Gain writeback as at 25/07/2019		7,613.11
		0.00	0.00
<u>National Australia Bank Limited (NAB.AX)</u>			
18/09/2012	BUY 200.00000000 NAB	200.00	5,001.00
22/01/2013	BUY 300.00000000 NAB	300.00	7,654.75
12/06/2013	BUY 200.00000000 NAB	200.00	5,733.00
26/10/2016	BUY 200.00000000 NAB	200.00	5,645.50
30/06/2017	NAB REVALUATION AT 30/06/2017		2,596.75
30/06/2018	NAB REVALUATION AT 30/06/2018		(1,962.00)
23/11/2018	Revaluation - 23/11/2018 @ \$24.480000 (System Price) - 900.000000 Units on hand		(2,637.00)
30/06/2019	Revaluation - 28/06/2019 @ \$26.720000 (System Price) - 900.000000 Units on hand		2,016.00
31/03/2020	Share purchase	300.00	5,116.78
17/04/2020	Share purchase	300.00	5,102.50
20/05/2020	NAB SPP	353.00	5,000.00
30/06/2020	Revaluation - 30/06/2020 @ \$18.220000 (System Price) - 1,853.000000 Units on hand		(5,505.62)
		1,853.00	33,761.66

THE REGNART SUPERANNUATION FUND
Detailed Schedule of Fund Assets

As at 30 June 2020

Transaction Date	Description	Units	Amount \$
<u>Origin Energy Limited (ORG.AX)</u>			
25/09/2009	BUY 500.00000000 ORG	500.00	7,835.00
08/04/2011	BUY 100.00000000 ORG	100.00	1,300.00
25/08/2015	BUY 700.00000000 ORG	700.00	5,226.50
04/11/2015	BUY 743.00000000 ORG	743.00	2,972.00
30/06/2017	ORG REVALUATION AT 30/06/2017		(3,318.52)
30/06/2018	ORG REVALUATION AT 30/06/2018		6,476.31
23/11/2018	Revaluation - 23/11/2018 @ \$6.830000 (System Price) - 2,043.000000 Units on hand		(6,537.60)
30/06/2019	Revaluation - 28/06/2019 @ \$7.310000 (System Price) - 2,043.000000 Units on hand		980.64
30/06/2020	Revaluation - 30/06/2020 @ \$5.840000 (System Price) - 2,043.000000 Units on hand		(3,003.21)
		2,043.00	11,931.12
<u>Stockland (SGP.AX1)</u>			
27/12/2018	Pershing	1,350.00	5,105.50
30/06/2019	Revaluation - 28/06/2019 @ \$4.170000 (System Price) - 1,350.000000 Units on hand		524.00
30/06/2020	Revaluation - 30/06/2020 @ \$3.310000 (System Price) - 1,350.000000 Units on hand		(1,161.00)
		1,350.00	4,468.50
<u>Suncorp Group Limited (SUN.AX)</u>			
05/06/2008	BUY 680.00000000 SUN	680.00	9,888.40
11/03/2009	BUY 136.00000000 SUN	136.00	612.00
08/11/2016	BUY 420.00000000 SUN	420.00	5,097.70
30/06/2017	SUN REVALUATION AT 30/06/2017		2,719.42
30/06/2018	SUN REVALUATION AT 30/06/2018		(284.28)
23/11/2018	Revaluation - 23/11/2018 @ \$13.490000 (System Price) - 1,236.000000 Units on hand		(1,359.60)
30/06/2019	Revaluation - 28/06/2019 @ \$13.470000 (System Price) - 1,236.000000 Units on hand		(24.72)
01/10/2019	971 for 1000 share consolidation of SUN.AX	(35.00)	0.00
24/10/2019	Suncorp cap return [In conjunction with the consolidation, a capital return of 39 cents per ordinary share will be paid on 24 October 2019 to all ordinary shareholders recorded on the register at 7:00pm (AEST) on 1 October 2019.]	0.00	(482.04)
30/06/2020	Revaluation - 30/06/2020 @ \$9.230000 (System Price) - 1,201.000000 Units on hand		(5,081.65)
		1,201.00	11,085.23
<u>Tabcorp Holdings Limited (TAH.AX)</u>			
11/02/2007	BUY 1600.00000000 TAH	1,600.00	7,082.02
25/09/2009	BUY 2400.00000000 TAH	2,400.00	7,297.57
06/07/2010	BUY 800.00000000 TAH	800.00	2,209.09
30/06/2018	TAH REVALUATION AT 30/06/2018		4,819.32
23/11/2018	Revaluation - 23/11/2018 @ \$4.410000 (System Price) - 4,800.000000 Units on hand		(240.00)
30/06/2019	Revaluation - 28/06/2019 @ \$4.450000 (System Price) - 4,800.000000 Units on hand		192.00
30/06/2020	Revaluation - 30/06/2020 @ \$3.380000 (System Price) - 4,800.000000 Units on hand		(5,136.00)
		4,800.00	16,224.00
<u>Telstra Corporation Limited. (TLS.AX)</u>			
30/06/1999	BUY 1500.00000000 TLS	1,500.00	11,829.00
29/10/2000	BUY 1550.00000000 TLS	1,550.00	11,470.00

THE REGNART SUPERANNUATION FUND
Detailed Schedule of Fund Assets

As at 30 June 2020

Transaction Date	Description	Units	Amount \$
18/06/2001	BUY 1000.00000000 TLS	1,000.00	5,746.93
03/12/2002	BUY 530.00000000 TLS	530.00	2,494.00
31/10/2006	BUY 3000.00000000 TLS	3,000.00	10,800.00
05/05/2008	BUY 120.00000000 TLS	120.00	0.00
25/09/2009	BUY 1000.00000000 TLS	1,000.00	3,400.00
29/06/2012	BUY 1300.00000000 TLS	1,300.00	4,843.50
22/01/2014	BUY 950.00000000 TLS	950.00	5,096.50
30/06/2017	TLS REVALUATION AT 30/06/2017		(8,594.93)
30/06/2018	TLS REVALUATION AT 30/06/2018		(18,396.00)
23/11/2018	Revaluation - 23/11/2018 @ \$2.920000 (System Price) - 10,950.000000 Units on hand		3,285.00
30/06/2019	Revaluation - 28/06/2019 @ \$3.850000 (System Price) - 10,950.000000 Units on hand		10,183.50
25/07/2019	Deposit Pershing securities	(5,475.00)	(36,377.62)
25/07/2019	Unrealised Gain writeback as at 25/07/2019		6,761.21
30/06/2020	Revaluation - 30/06/2020 @ \$3.130000 (System Price) - 5,475.000000 Units on hand		4,595.66
		5,475.00	17,136.75
<u>Tatts Group Limited (TTS.AX)</u>			
11/02/2007	TTS Acquisition for 2000 units	2,000.00	419.66
25/09/2009	TTS Acquisition for 3000 units	3,000.00	432.43
06/07/2010	TTS Acquisition for 1000 units	1,000.00	130.91
27/05/2017	TTS REVALUATION AT 27/05/2017		7,508.32
22/12/2017	SELL 6000.00000000 TTS	(6,000.00)	(983.00)
27/05/2018	TTS REVALUATION AT 27/05/2018		(7,508.32)
		0.00	0.00
<u>Westpac Banking Corporation (WBC.AX)</u>			
22/01/2008	BUY 570.00000000 WBC	570.00	15,000.71
05/06/2008	BUY 990.00000000 WBC	990.00	22,648.42
11/11/2009	BUY 200.00000000 WBC	200.00	5,426.00
17/05/2010	BUY 200.00000000 WBC	200.00	5,104.00
28/03/2011	BUY 200.00000000 WBC	200.00	4,710.00
22/01/2014	BUY 155.00000000 WBC	155.00	5,061.85
24/11/2015	BUY 114.00000000 WBC	114.00	2,907.00
30/06/2017	WBC REVALUATION AT 30/06/2017		13,250.81
30/06/2018	WBC REVALUATION AT 30/06/2018		(2,939.09)
23/11/2018	Revaluation - 23/11/2018 @ \$26.040000 (System Price) - 2,429.000000 Units on hand		(7,918.54)
30/06/2019	Revaluation - 28/06/2019 @ \$28.360000 (System Price) - 2,429.000000 Units on hand		5,635.28
22/11/2019	Pershing securities	(1,160.00)	(31,485.06)
22/11/2019	Unrealised Gain writeback as at 22/11/2019		(3,834.09)
31/03/2020	Share purchase	300.00	5,035.28
30/06/2020	Revaluation - 30/06/2020 @ \$17.950000 (System Price) - 1,569.000000 Units on hand		(10,439.02)
		1,569.00	28,163.55
<u>Wesfarmers Limited (WES.AX)</u>			
09/05/2008	BUY 65.00000000 WES	65.00	1,830.67
05/06/2008	BUY 332.00000000 WES	332.00	12,769.60
16/02/2009	BUY 309.00000000 WES	309.00	3,822.00

THE REGNART SUPERANNUATION FUND
Detailed Schedule of Fund Assets

As at 30 June 2020

Transaction Date	Description	Units	Amount \$
30/12/2011	BUY 196.00000000 WES	196.00	5,910.00
30/06/2017	WES REVALUATION AT 30/06/2017		11,855.97
30/06/2018	WES REVALUATION AT 30/06/2018		8,334.48
23/11/2018	1:1 DIST OF SHARES IN COLES GROUP	0.00	(7,034.46)
23/11/2018	Revaluation - 23/11/2018 @ \$31.890000 (System Price) - 902.000000 Units on hand		(8,723.48)
30/06/2019	Revaluation - 28/06/2019 @ \$36.160000 (System Price) - 902.000000 Units on hand		3,851.54
30/06/2020	Revaluation - 30/06/2020 @ \$44.830000 (System Price) - 902.000000 Units on hand		7,820.34
		902.00	40,436.66
<u>Woodside Petroleum Ltd (WPL.AX)</u>			
13/12/2019	Pershing securities	290.00	10,052.60
03/02/2020	Share purchases	140.00	5,013.70
30/06/2020	Revaluation - 30/06/2020 @ \$21.650000 (System Price) - 430.000000 Units on hand		(5,756.80)
		430.00	9,309.50
Units in Listed Unit Trusts (Australian) (78200)			
<u>Charter Hall Group (CHC.AX)</u>			
08/11/2016	BUY 1050.00000000 CHC	1,050.00	4,874.92
30/06/2017	CHC REVALUATION AT 30/06/2017		900.08
14/08/2017	managed distribution	940.00	5,166.50
30/06/2018	CHC REVALUATION AT 30/06/2018		2,033.30
23/11/2018	Revaluation - 23/11/2018 @ \$6.960000 (System Price) - 1,990.000000 Units on hand		875.60
30/06/2019	Revaluation - 28/06/2019 @ \$10.830000 (System Price) - 1,990.000000 Units on hand		7,701.30
30/06/2020	Revaluation - 30/06/2020 @ \$9.690000 (System Price) - 1,990.000000 Units on hand		(2,268.60)
		1,990.00	19,283.10
<u>Growthpoint Properties Australia (GOZ.AX)</u>			
14/06/2007	BUY 500.00000000 GOZ	500.00	4,538.18
11/01/2012	BUY 150.00000000 GOZ	150.00	285.00
30/06/2014	BUY 70.00000000 GOZ	70.00	168.00
08/10/2016	BUY 36.00000000 GOZ	36.00	113.40
08/11/2016	BUY 1550.00000000 GOZ	1,550.00	5,035.50
30/06/2017	GOZ REVALUATION AT 30/06/2017		(2,899.24)
30/06/2018	GOZ REVALUATION AT 30/06/2018		1,083.82
28/11/2018	Growthpoint	131.00	453.26
30/06/2019	Revaluation - 28/06/2019 @ \$4.120000 (System Price) - 2,437.000000 Units on hand		1,262.52
19/07/2019	Growthpoint Share Purchase Plan	1,260.00	5,000.00
30/06/2020	Revaluation - 30/06/2020 @ \$3.200000 (System Price) - 3,697.000000 Units on hand		(3,210.04)
		3,697.00	11,830.40
<u>Investa Office Fund - Stapled Securities (IOF.AX)</u>			
24/02/2005	BUY 2025.00000000 IOF	2,025.00	9,455.71
30/06/2017	IOF REVALUATION AT 30/06/2017		(565.96)
30/06/2018	IOF REVALUATION AT 30/06/2018		1,701.00
23/11/2018	Revaluation - 23/11/2018 @ \$5.580000 (System Price) - 2,025.000000 Units on hand		708.75
14/12/2018	IOF	(2,025.00)	(9,455.71)

THE REGNART SUPERANNUATION FUND
Detailed Schedule of Fund Assets

As at 30 June 2020

Transaction Date	Description	Units	Amount \$
14/12/2018	Unrealised Gain writeback as at 14/12/2018		(1,135.04)
30/06/2019	Revaluation - 30/06/2019 @ \$0.000000 - 0.000000 Units on hand		(708.75)
		0.00	0.00
<u>Sydney Airport - Fully Paid Stapled (SYD.AX)</u>			
24/11/2016	BUY 1400.00000000 SYD	1,400.00	8,915.51
30/06/2017	SYD REVALUATION AT 30/06/2017		1,010.49
30/06/2018	SYD REVALUATION AT 30/06/2018		98.00
23/11/2018	Revaluation - 23/11/2018 @ \$6.700000 (System Price) - 1,400.000000 Units on hand		(644.00)
27/12/2018	Pershing	740.00	5,169.50
30/06/2019	Revaluation - 28/06/2019 @ \$8.040000 (System Price) - 2,140.000000 Units on hand		2,656.10
03/02/2020	Share purchases	580.00	5,009.50
30/06/2020	Revaluation - 30/06/2020 @ \$5.670000 (System Price) - 2,720.000000 Units on hand		(6,792.70)
		2,720.00	15,422.40
<u>Transurban Group (TCL.AX)</u>			
22/01/2014	BUY 720.00000000 TCL	720.00	4,307.62
04/06/2014	BUY 168.00000000 TCL	168.00	1,134.00
09/12/2015	BUY 50.00000000 TCL	50.00	480.00
26/10/2016	BUY 462.00000000 TCL	462.00	5,025.46
30/06/2017	TCL REVALUATION AT 30/06/2017		5,642.92
22/12/2017	dividend	114.00	1,299.60
30/06/2018	TCL REVALUATION AT 30/06/2018		232.98
13/09/2018	TCL CIS	266.00	2,872.80
23/11/2018	Revaluation - 23/11/2018 @ \$11.410000 (System Price) - 1,780.000000 Units on hand		(685.58)
30/06/2019	Revaluation - 28/06/2019 @ \$14.740000 (System Price) - 1,780.000000 Units on hand		5,927.40
28/08/2019	Transurban Purchase - SPP	342.00	5,000.00
30/06/2020	Revaluation - 30/06/2020 @ \$14.130000 (System Price) - 2,122.000000 Units on hand		(1,253.34)
		2,122.00	29,983.86

THE REGNART SUPERANNUATION FUND
Realised Capital Gains Report

For The Period 01 July 2019 - 30 June 2020

Investment		Accounting Treatment				Tax Treatment						
Purchase Contract Date	Disposal Contract Date	Units	Cost	Proceeds	Accounting Profit/(Loss)	Adjusted Cost Base	Reduced Cost Base	Indexed Cost Base	Indexed Gains	Discounted Gains (Gross)	Other Gains	Capital Loss
Shares in Listed Companies (Australian)												
Incitec Pivot Limited												
08/09/2008	25/07/2019	1,900.00	14,757.32	6,332.21	(8,425.11)	14,757.32	14,757.32	0.00	0.00	0.00	0.00	(8,425.11)
21/02/2008	25/07/2019	731.00	1,827.50	2,436.23	608.73	1,827.50	1,827.50	0.00	0.00	608.73	0.00	0.00
		2,631.00	16,584.82	8,768.44	(7,816.38)	16,584.82	16,584.82	0.00	0.00	608.73	0.00	(8,425.11)
Stockland												
		0.00	0.00	0.00	0.00	0.00	0.00	0.00	0.00	185.42	0.00	0.00
		0.00	0.00	0.00	0.00	0.00	0.00	0.00	0.00	185.42	0.00	0.00
Telstra Corporation Limited.												
22/01/2014	25/07/2019	950.00	5,096.50	3,560.89	(1,535.61)	5,096.50	5,096.50	0.00	0.00	0.00	0.00	(1,535.61)
03/12/2002	25/07/2019	475.00	2,235.19	1,780.45	(454.74)	2,235.19	2,235.19	0.00	0.00	0.00	0.00	(454.74)
18/06/2001	25/07/2019	1,000.00	5,746.93	3,748.31	(1,998.62)	5,746.93	5,746.93	0.00	0.00	0.00	0.00	(1,998.62)
29/10/2000	25/07/2019	1,550.00	11,470.00	5,809.88	(5,660.12)	11,470.00	11,470.00	0.00	0.00	0.00	0.00	(5,660.12)
30/06/1999	25/07/2019	1,500.00	11,829.00	5,622.47	(6,206.53)	11,829.00	11,829.00	11,935.46	0.00	0.00	0.00	(6,206.53)
		5,475.00	36,377.62	20,522.00	(15,855.62)	36,377.62	36,377.62	11,935.46	0.00	0.00	0.00	(15,855.62)
Westpac Banking Corporation												
24/11/2015	22/11/2019	35.00	892.50	900.58	8.08	892.50	892.50	0.00	0.00	8.08	0.00	0.00
22/01/2014	22/11/2019	155.00	5,061.85	3,988.30	(1,073.55)	5,061.85	5,061.85	0.00	0.00	0.00	0.00	(1,073.55)
17/05/2010	22/11/2019	200.00	5,104.00	5,146.19	42.19	5,104.00	5,104.00	0.00	0.00	42.19	0.00	0.00
11/11/2009	22/11/2019	200.00	5,426.00	5,146.19	(279.81)	5,426.00	5,426.00	0.00	0.00	0.00	0.00	(279.81)
22/01/2008	22/11/2019	570.00	15,000.71	14,666.65	(334.06)	15,000.71	15,000.71	0.00	0.00	0.00	0.00	(334.06)

THE REGNART SUPERANNUATION FUND
Realised Capital Gains Report



For The Period 01 July 2019 - 30 June 2020

Investment		Accounting Treatment				Tax Treatment						
Purchase Contract Date	Disposal Contract Date	Units	Cost	Proceeds	Accounting Profit/(Loss)	Adjusted Cost Base	Reduced Cost Base	Indexed Cost Base	Indexed Gains	Discounted Gains (Gross)	Other Gains	Capital Loss
Shares in Listed Companies (Australian)												
		1,160.00	31,485.06	29,847.91	(1,637.15)	31,485.06	31,485.06	0.00	0.00	50.27	0.00	(1,687.42)
		9,266.00	84,447.50	59,138.35	(25,309.15)	84,447.50	84,447.50	11,935.46	0.00	844.42	0.00	(25,968.15)
Units in Listed Unit Trusts (Australian)												
Charter Hall Group												
		0.00	0.00	0.00	0.00	0.00	0.00	0.00	0.00	406.72	27.06	0.00
		0.00	0.00	0.00	0.00	0.00	0.00	0.00	0.00	406.72	27.06	0.00
		0.00	0.00	0.00	0.00	0.00	0.00	0.00	0.00	406.72	27.06	0.00
		9,266.00	84,447.50	59,138.35	(25,309.15)	84,447.50	84,447.50	11,935.46	0.00	1,251.14	27.06	(25,968.15)

THE REGNART SUPERANNUATION FUND
Unrealised Capital Gains Report



As at 30 June 2020

Investment	Units	Cost	Tax Deferred /Depreciation	CGT Cost Base	Market Value	Projected Profit / (Loss)	Taxable Profit Indexation	Taxable Profit Discounted	Taxable Profit Notional
Shares in Listed Companies (Australian)									
AGL Energy Limited.	530.00	10,202.20	0.00	10,202.20	9,036.5000	(1,165.70)	0.00	0.00	0.00
Australia And New Zealand Banking Group Limited	390.00	10,334.60	0.00	10,334.60	7,269.6000	(3,065.00)	0.00	0.00	0.00
Commonwealth Bank Of Australia.	611.00	31,735.66	0.00	31,735.66	42,415.6200	10,679.96	0.00	7,156.03	0.00
Commonwealth Bank Of Australia. - Cap Note 3-Bbsw+5.20% Perp Non-Cum Red T-10-21	50.00	5,000.00	0.00	5,000.00	5,160.0000	160.00	0.00	106.67	0.00
Coles Group Limited.	1,322.00	12,123.76	0.00	12,123.76	22,698.7400	10,574.98	0.00	7,049.99	0.00
Inghams Group Limited	3,200.00	9,024.00	0.00	9,024.00	10,240.0000	1,216.00	0.00	810.67	0.00
National Australia Bank Limited	1,853.00	39,253.53	0.00	39,253.53	33,761.6600	(5,491.87)	0.00	0.00	0.00
Origin Energy Limited	2,043.00	17,333.50	0.00	17,333.50	11,931.1200	(5,402.38)	0.00	0.00	0.00
Stockland	1,350.00	5,105.50	(9.41)	5,114.91	4,468.5000	(646.41)	0.00	0.00	0.00
Suncorp Group Limited	1,201.00	15,116.06	0.00	15,116.06	11,085.2300	(4,030.83)	0.00	0.00	0.00
Tabcorp Holdings Limited	4,800.00	16,588.68	0.00	16,588.68	16,224.0000	(364.68)	0.00	0.00	0.00
Telstra Corporation Limited.	5,475.00	19,302.31	0.00	19,302.31	17,136.7500	(2,165.56)	0.00	0.00	0.00
Westpac Banking Corporation	1,569.00	34,408.20	0.00	34,408.20	28,163.5500	(6,244.65)	0.00	0.00	0.00
Wesfarmers Limited	902.00	17,297.81	0.00	17,297.81	40,436.6600	23,138.85	0.00	15,425.90	0.00
Woodside Petroleum Ltd	430.00	15,066.30	0.00	15,066.30	9,309.5000	(5,756.80)	0.00	0.00	0.00
		257,892.11	(9.41)	257,901.52	269,337.4300	11,435.91	0.00	30,549.25	0.00
Units in Listed Unit Trusts (Australian)									
Charter Hall Group	1,990.00	10,041.42	(470.67)	10,512.09	19,283.1000	8,771.01	0.00	5,847.34	0.00
Growthpoint Properties Australia	3,697.00	15,593.34	472.84	15,120.50	11,830.4000	(3,290.10)	0.00	0.00	0.00
Sydney Airport - Fully Paid Stapled	2,720.00	19,094.51	1.43	19,093.08	15,422.4000	(3,670.68)	0.00	0.00	0.00

THE REGNART SUPERANNUATION FUND
Unrealised Capital Gains Report



As at 30 June 2020

Investment	Units	Cost	Tax Deferred /Depreciation	CGT Cost Base	Market Value	Projected Profit / (Loss)	Taxable Profit Indexation	Taxable Profit Discounted	Taxable Profit Notional
Units in Listed Unit Trusts (Australian)									
Transurban Group	2,122.00	20,119.48	1,121.34	18,998.14	29,983.8600	10,985.72	0.00	7,396.75	0.00
		64,848.75	1,124.94	63,723.81	76,519.7600	12,795.95	0.00	13,244.09	0.00
		322,740.86	1,115.53	321,625.33	345,857.1900	24,231.86	0.00	43,793.34	0.00

THE REGNART SUPERANNUATION FUND
Contributions Summary Report



For The Period 01 July 2019 - 30 June 2020

Roslyn Anne Regnart

Date of Birth: 04/06/1947
Age: 73 (at year end)
Member Code: REGROS00001A
Total Super Balance*1 as at 30/06/2019: 454,661.34

Contributions Summary	2020	2019
Concessional Contribution		
Employer	1,550.02	4,638.50
	<u>1,550.02</u>	<u>4,638.50</u>
Non-Concessional Contribution		
Personal - Non-Concessional	1,000.00	1,000.00
	<u>1,000.00</u>	<u>1,000.00</u>
Other Contribution		
Any Other	500.00	0.00
	<u>500.00</u>	<u>0.00</u>
Total Contributions	<u>3,050.02</u>	<u>5,638.50</u>

I, ROSLYN ANNE REGNART, confirm that the amounts reported above are the total contributions deposited to the fund with respect of my member balance for the period 01/07/2019 to 30/06/2020.

ROSLYN ANNE REGNART

*1 Total Super Balance is per individual across funds within a firm.

THE REGNART SUPERANNUATION FUND
Members Statement

Roslyn Anne Regnart
 8 Fortrose Place
 Ferny Grove, Queensland, 4055, Australia

Your Details

		Nominated Beneficiaries	N/A
Date of Birth :	04/06/1947	Vested Benefits	8,114.81
Age:	73	Total Death Benefit	8,114.81
Tax File Number:	Provided	Current Salary	0.00
Date Joined Fund:	02/11/1998	Previous Salary	0.00
Service Period Start Date:	04/11/1964	Disability Benefit	0.00
Date Left Fund:			
Member Code:	REGROS00001A		
Account Start Date	02/11/1998		
Account Phase:	Accumulation Phase		
Account Description:	Accumulation		

Your Balance

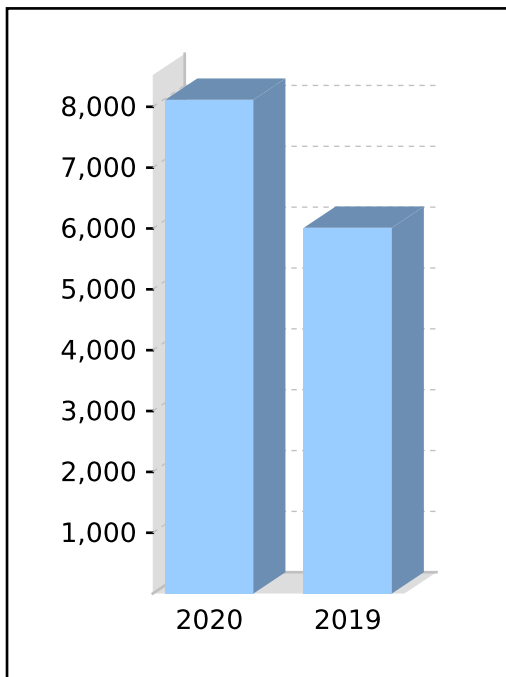
Total Benefits 8,114.81

Preservation Components

Preserved
 Unrestricted Non Preserved 8,114.81
 Restricted Non Preserved

Tax Components

Tax Free 3,500.00
 Taxable 4,614.81



Your Detailed Account Summary

	This Year	Last Year
Opening balance at 01/07/2019	6,011.48	1,026.35
<u>Increases to Member account during the period</u>		
Employer Contributions	1,550.02	4,638.50
Personal Contributions (Concessional)		
Personal Contributions (Non Concessional)	1,000.00	1,000.00
Government Co-Contributions		
Other Contributions	500.00	
Proceeds of Insurance Policies		
Transfers In		
Net Earnings	(735.64)	420.58
Internal Transfer In		
<u>Decreases to Member account during the period</u>		
Pensions Paid		
Contributions Tax	232.50	695.78
Income Tax	(21.45)	(234.23)
No TFN Excess Contributions Tax		
Excess Contributions Tax		
Refund Excess Contributions		
Division 293 Tax		
Insurance Policy Premiums Paid		612.40
Management Fees		
Member Expenses		
Benefits Paid/Transfers Out		
Superannuation Surcharge Tax		
Internal Transfer Out		
Closing balance at 30/06/2020	8,114.81	6,011.48

THE REGNART SUPERANNUATION FUND
Members Statement

Roslyn Anne Regnart
 8 Fortrose Place
 Ferny Grove, Queensland, 4055, Australia

Your Details

		Nominated Beneficiaries	N/A
Date of Birth :	04/06/1947	Vested Benefits	254,222.40
Age:	73	Total Death Benefit	254,222.40
Tax File Number:	Provided	Current Salary	0.00
Date Joined Fund:	02/11/1998	Previous Salary	0.00
Service Period Start Date:	04/11/1964	Disability Benefit	0.00
Date Left Fund:			
Member Code:	REGROS00002P		
Account Start Date	30/06/2017		
Account Phase:	Retirement Phase		
Account Description:	RR-ABP -1		

Your Balance

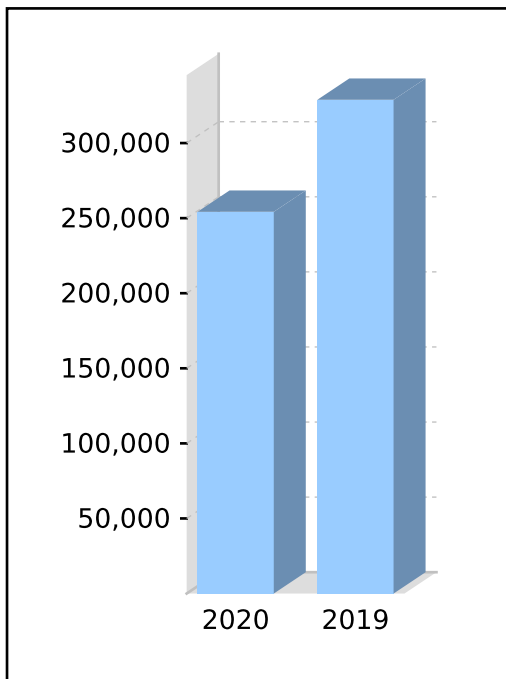
Total Benefits 254,222.40

Preservation Components

Preserved
 Unrestricted Non Preserved 254,222.40
 Restricted Non Preserved

Tax Components

Tax Free (49.54%) 125,947.61
 Taxable 128,274.79



Your Detailed Account Summary

	This Year	Last Year
Opening balance at 01/07/2019	328,819.43	320,918.74
<u>Increases to Member account during the period</u>		
Employer Contributions		
Personal Contributions (Concessional)		
Personal Contributions (Non Concessional)		
Government Co-Contributions		
Other Contributions		
Proceeds of Insurance Policies		
Transfers In		
Net Earnings	(29,450.98)	44,298.59
Internal Transfer In		
<u>Decreases to Member account during the period</u>		
Pensions Paid	45,146.05	35,785.50
Contributions Tax		
Income Tax		
No TFN Excess Contributions Tax		
Excess Contributions Tax		
Refund Excess Contributions		
Division 293 Tax		
Insurance Policy Premiums Paid		612.40
Management Fees		
Member Expenses		
Benefits Paid/Transfers Out		
Superannuation Surcharge Tax		
Internal Transfer Out		
Closing balance at 30/06/2020	254,222.40	328,819.43

THE REGNART SUPERANNUATION FUND
Members Statement

Roslyn Anne Regnart
 8 Fortrose Place
 Ferny Grove, Queensland, 4055, Australia

Your Details

Date of Birth :	04/06/1947	Nominated Beneficiaries	N/A
Age:	73	Vested Benefits	101,014.60
Tax File Number:	Provided	Total Death Benefit	101,014.60
Date Joined Fund:	02/11/1998	Current Salary	0.00
Service Period Start Date:	04/11/1964	Previous Salary	0.00
Date Left Fund:		Disability Benefit	0.00
Member Code:	REGROS00003P		
Account Start Date	01/07/2017		
Account Phase:	Retirement Phase		
Account Description:	RR-ABP-2		

Your Balance

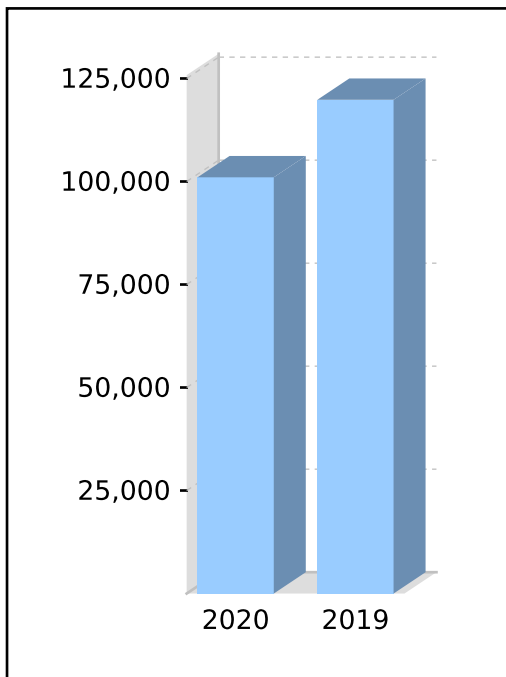
Total Benefits 101,014.60

Preservation Components

Preserved
 Unrestricted Non Preserved 101,014.60
 Restricted Non Preserved

Tax Components

Tax Free (91.34%) 92,269.25
 Taxable 8,745.35



Your Detailed Account Summary

	This Year	Last Year
Opening balance at 01/07/2019	119,830.43	109,967.42
<u>Increases to Member account during the period</u>		
Employer Contributions		
Personal Contributions (Concessional)		
Personal Contributions (Non Concessional)		
Government Co-Contributions		
Other Contributions		
Proceeds of Insurance Policies		
Transfers In		
Net Earnings	(11,611.53)	15,363.01
Internal Transfer In		
<u>Decreases to Member account during the period</u>		
Pensions Paid	7,204.30	5,500.00
Contributions Tax		
Income Tax		
No TFN Excess Contributions Tax		
Excess Contributions Tax		
Refund Excess Contributions		
Division 293 Tax		
Insurance Policy Premiums Paid		
Management Fees		
Member Expenses		
Benefits Paid/Transfers Out		
Superannuation Surcharge Tax		
Internal Transfer Out		
Closing balance at 30/06/2020	101,014.60	119,830.43

THE REGNART SUPERANNUATION FUND
Members Statement

Roslyn Anne Regnart
 8 Fortrose Place
 Ferny Grove, Queensland, 4055, Australia

Your Details

Date of Birth :	04/06/1947	Vested Benefits	363,351.81
Age:	73	Total Death Benefit	363,351.81
Tax File Number:	Provided	Current Salary	0.00
Date Joined Fund:	02/11/1998	Previous Salary	0.00
Service Period Start Date:	04/11/1964	Disability Benefit	0.00
Date Left Fund:		Nominated Beneficiaries	N/A
Member Code:	Consolidated		
Account Start Date	02/11/1998		
Account Type:	Consolidated		
Account Description:	Consolidated		

Your Balance

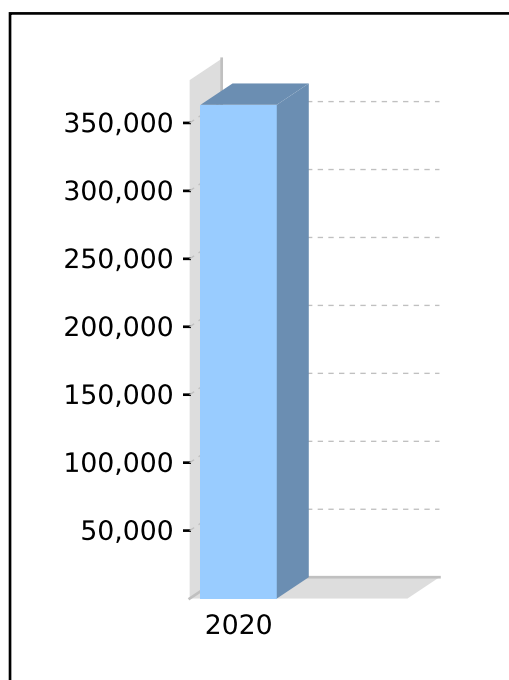
Total Benefits 363,351.81

Preservation Components

Preserved
 Unrestricted Non Preserved 363,351.81
 Restricted Non Preserved

Tax Components

Tax Free 221,716.86
 Taxable 141,634.95



Your Detailed Account Summary

	This Year
Opening balance at 01/07/2019	454,661.34
<u>Increases to Member account during the period</u>	
Employer Contributions	1,550.02
Personal Contributions (Concessional)	
Personal Contributions (Non Concessional)	1,000.00
Government Co-Contributions	
Other Contributions	500.00
Proceeds of Insurance Policies	
Transfers In	
Net Earnings	(41,798.15)
Internal Transfer In	
<u>Decreases to Member account during the period</u>	
Pensions Paid	52,350.35
Contributions Tax	232.50
Income Tax	(21.45)
No TFN Excess Contributions Tax	
Excess Contributions Tax	
Refund Excess Contributions	
Division 293 Tax	
Insurance Policy Premiums Paid	
Management Fees	
Member Expenses	
Benefits Paid/Transfers Out	
Superannuation Surcharge Tax	
Internal Transfer Out	
Closing balance at 30/06/2020	363,351.81

THE REGNART SUPERANNUATION FUND
Members Summary Report

As at 30 June 2020



Opening Balance	Increases				Decreases					Closing Balance	
	Contributions	Transfers In	Net Earnings	Insurance Proceeds	Pensions Paid	Contributions Tax	Taxes Paid	Benefits Paid/ Transfers Out	Insurance Premiums		Member Expenses
Roslyn Anne Regnart (Age: 73)											
REGROS00001A - Accumulation											
6,011.48	3,050.02		(735.64)			232.50	(21.45)				8,114.81
REGROS00002P - RR-ABP -1 - Tax Free: 49.54%											
328,819.43			(29,450.98)		45,146.05						254,222.40
REGROS00003P - RR-ABP-2 - Tax Free: 91.34%											
119,830.43			(11,611.53)		7,204.30						101,014.60
454,661.34	3,050.02		(41,798.15)		52,350.35	232.50	(21.45)				363,351.81
454,661.34	3,050.02		(41,798.15)		52,350.35	232.50	(21.45)				363,351.81

Minutes of a meeting of the Trustee(s)

held on 30 June 2019 at 8 Fortrose Place, Ferny Grove, Queensland 4055

PRESENT:	Arthur Lee Regnart and Roslyn Anne Regnart
MINUTES:	The Chair reported that the minutes of the previous meeting had been signed as a true record.
FINANCIAL STATEMENTS OF SUPERANNUATION FUND:	<p>It was resolved that the financial statements would be prepared as special purpose financial statements as, in the opinion of the trustee(s), the superannuation fund is a non-reporting entity and therefore is not required to comply with all Australian Accounting Standards.</p> <p>The Chair tabled the financial statements and notes to the financial statements of the superannuation fund in respect of the year ended 30 June 2020 and it was resolved that such statements be and are hereby adopted as tabled.</p>
TRUSTEE'S DECLARATION:	It was resolved that the trustee's declaration of the superannuation fund be signed.
ANNUAL RETURN:	Being satisfied that the fund had complied with the requirements of the Superannuation Industry (Supervision) Act 1993 (SISA) and Regulations during the year ended 30 June 2020, it was resolved that the annual return be approved, signed and lodged with the Australian Taxation Office.
TRUST DEED:	The Chair tabled advice received from the fund's legal adviser confirming that the fund's trust deed is consistent with all relevant superannuation and trust law.
INVESTMENT STRATEGY:	The allocation of the fund's assets and the fund's investment performance over this financial year were reviewed and found to be within the acceptable ranges outlined in the investment strategy. After considering the risk, rate of return and liquidity of the investments and the ability of the fund to discharge its existing liabilities, it was resolved that the investment strategy continues to reflect the purposes and circumstances of the fund and its members. Accordingly, no changes in the investment strategy were required.
INSURANCE COVER:	The trustee(s) reviewed the current life and total and permanent disability insurance coverage on offer to the members and resolved that the current insurance arrangements were appropriate for the fund.
ALLOCATION OF INCOME:	It was resolved that the income of the fund would be allocated to the members based on their average daily balance (an alternative allocation basis may be percentage of opening balance).
INVESTMENT ACQUISITIONS:	It was resolved to ratify the investment acquisitions throughout the financial year ended 30 June 2020.
INVESTMENT DISPOSALS:	It was resolved to ratify the investment disposals throughout the financial year ended 30 June 2020.
AUDITORS:	<p>It was resolved that</p> <p>ANTHONY BOYS</p> <p>of</p> <p>SUPER AUDITS BOX 3376, RUNDALL MALL, South Australia 5000</p> <p>act as auditors of the Fund for the next financial year.</p>
TAX AGENTS:	It was resolved that

Minutes of a meeting of the Trustee(s)

held on 30 June 2019 at 8 Fortrose Place, Ferny Grove, Queensland 4055

Cleave Accounting Pty Ltd

act as tax agents of the Fund for the next financial year.

TRUSTEE STATUS:

Each of the trustee(s) confirmed that they are qualified to act as trustee(s) of the fund and that they are not disqualified persons as defined by s 120 of the SISA.

CONTRIBUTIONS RECEIVED:

It was resolved that the contributions during the year be allocated to members on the basis of the schedule provided by the principal Fund employer.

PAYMENT OF BENEFITS:

The trustee has ensured that any payment of benefits made from the Fund, meets the requirements of the Fund's deed and does not breach the superannuation laws in relation to:

1. making payments to members; and,
2. breaching the Fund or the member investment strategy.

The trustee has reviewed the payment of the benefit and received advice that the transfer is in accordance with the Deed and the superannuation laws. As such the trustee has resolved to allow the payment of the benefits on behalf of the member.

CLOSURE:

All resolutions for this meeting were made in accordance with the SISA and Regulations.

There being no further business the meeting then closed.

Signed as a true record –

.....
Arthur Lee Regnart

Chairperson

THE REGNART SUPERANNUATION FUND

Pension Summary

As at 30 June 2020



Member Name : Regnart, Roslyn Anne

Member Age : 72* (Date of Birth : 04/06/1947)

Member Code	Pension Type	Pension Start Date	Tax Free	Min / PF	Minimum	Maximum	Gross Pension Payments	PAYG	Net Pension Payment	Amount to reach Minimum
REGROS 00002P	Account Based Pension	30/06/2017	49.54%	2.50%	\$8,220.00*	N/A	\$45,146.05	\$0.00	\$45,146.05	NIL

*COVID-19 50% reduction has been applied to the minimum pension amount.

REGROS 00003P	Account Based Pension	01/07/2017	91.34%	2.50%	\$3,000.00*	N/A	\$7,204.30	\$0.00	\$7,204.30	NIL
---------------	-----------------------	------------	--------	-------	-------------	-----	------------	--------	------------	-----

*COVID-19 50% reduction has been applied to the minimum pension amount.

					\$11,220.00	\$0.00	\$52,350.35	\$0.00	\$52,350.35	\$0.00
--	--	--	--	--	--------------------	---------------	--------------------	---------------	--------------------	---------------

Total :

					\$11,220.00	\$0.00	\$52,350.35	\$0.00	\$52,350.35	\$0.00
--	--	--	--	--	--------------------	---------------	--------------------	---------------	--------------------	---------------

*Age as at 01/07/2019 or pension start date for new pensions.

THE REGNART SUPERANNUATION FUND

Yearly Projected Pension Calculation Report



As at 01 July 2020

Member Name	Member Code	Pension Type	Pension Start/ Conversion Date	Age (as at 01/07/2020)	Opening Balance	Minimum Amount *	Maximum Amount	Tax Free %	Min Tax Free Payments	Min Taxable Payments
Regnart, Roslyn Anne	REGROS00002P	Account Based Pension	30/06/2017	73	254,222.40	6,360.00	N/A	49.54	3,150.74	3,209.26
Regnart, Roslyn Anne	REGROS00003P	Account Based Pension	01/07/2017	73	101,014.60	2,530.00	N/A	91.34	2,310.90	219.10
					355,237.00	8,890.00			5,461.64	3,428.36
					355,237.00	8,890.00			5,461.64	3,428.36

* COVID-19 50% reduction has been applied to the minimum pension amount

01/12/2020

To the trustee of the
THE REGNART SUPERANNUATION FUND
8 Fortrose Place,
Ferry Grove
Queensland, 4055

Dear Trustee,

The Objective and Scope of the Audit

You have requested that we audit the THE REGNART SUPERANNUATION FUND (the Fund):

1. financial report, which comprises the statement of financial position, as at 30/06/2020 and the operating statement for the year then ended and the notes to the financial statements; and
2. compliance during the same period with the requirements of the Superannuation Industry (Supervision) Act 1993 (SISA) and SIS Regulations (SISR) specified in the approved form auditor's report as issued by the ATO, which are sections 17A, 35AE, 35B, 35C(2), 62, 65, 66, 67, 67A, 67B, 82-85, 103, 104, 104A, 109 and 126K of the SISA and regulations 1.06(9A), 4.09, 4.09A, 5.03, 5.08, 6.17, 7.04, 8.02B, 13.12, 13.13, 13.14 and 13.18AA of the SISR.

We are pleased to confirm our acceptance and our understanding of this engagement by means of this letter. Our audit will be conducted pursuant to the SISA with the objective of our expressing an opinion on the financial report and the fund's compliance with the specified requirements of the SISA and SISR.

The Responsibilities of the Auditor

We will conduct our financial audit in accordance with Australian Auditing Standards and our compliance engagement in accordance with applicable Standards on Assurance Engagements, issued by the Auditing and Assurance Standards Board (AUASB). These standards require that we comply with relevant ethical requirements relating to audit and assurance engagements and plan and perform the audit to obtain reasonable assurance whether the financial report is free from material misstatement and that you have complied, in all material respects, with the specified requirements of the SISA and SISR.

The annual audit of the financial reports and records of the Fund must be carried out during and after the end of each year of income. In accordance with section 35C of the SISA, we are required to provide to the trustees of the Fund an auditor's report in the approved form within the prescribed time as set out in the SISR, 28 days after the trustees have provided all documents relevant to the preparation of the auditor's report.

Financial Audit

A financial audit involves performing audit procedures to obtain audit evidence about the amounts and disclosures in the financial report. The procedures selected depend on the auditor's judgement, including the assessment of the risks of material misstatement of the financial report, whether due to fraud or error. A financial audit also includes evaluating the appropriateness of the financial reporting framework, accounting policies used and the reasonableness of accounting estimates made by the trustees, as well as evaluating the overall presentation of the financial report. Due to the test nature and other inherent limitations of an audit, together with the inherent limitations of any accounting and internal control system, there is an unavoidable risk that even some material misstatements may remain undiscovered.

In making our risk assessments, we consider internal controls relevant to the fund's preparation of the financial report in order to design audit procedures that are appropriate in the circumstances, but not for the purpose of expressing an opinion on the effectiveness of the fund's internal controls. However, we expect to provide you with a separate letter concerning any significant deficiencies in the fund's system of accounting and internal controls that come to our attention during the audit of the financial report. This will be in the form of a trustee letter.

Compliance Engagement

A compliance engagement involves performing audit procedures to obtain audit evidence about the fund's compliance with the provisions of the SISA and SISR specified in the ATO's approved form auditor's report.

Our compliance engagement with respect to investments includes determining whether the investments are made for the sole purpose of funding members' retirement, death or disability benefits and whether you have an investment strategy for the fund, which has been reviewed regularly and gives due consideration to risk, return, liquidity, diversification and the insurance needs of members/managers. Our procedures will include testing whether the investments are made for the allowable purposes in accordance with the investment strategy, but not for the purpose of assessing the appropriateness of those investments to the members.

The Responsibilities of the Trustees

We take this opportunity to remind you that it is the responsibility of the trustees to ensure that the fund, at all times, complies with the SISA and SISR as well as any other legislation relevant to the fund. The trustees are also responsible for the preparation and fair presentation of the financial report.

Our auditor's report will explain that the trustees are responsible for the preparation and the fair presentation of the financial report and for determining that the accounting policies used are consistent with the financial reporting requirements of the SMSF's governing rules, comply with the requirements of SISA and SISR and are appropriate to meet the needs of the members. This responsibility includes:

- Establishing and maintaining controls relevant to the preparation of a financial report that is free from misstatement, whether due to fraud or error. The system of accounting and internal control should be adequate in ensuring that all transactions are recorded and that the recorded transactions are valid, accurate, authorised, properly classified and promptly recorded, so as to facilitate the preparation of reliable financial information. This responsibility to maintain adequate internal controls also extends to the Fund's compliance with SIS including any Circulars and Guidelines issued by a relevant regulator to the extent applicable. The internal controls should be sufficient to prevent and/or detect material non-compliance with such legislative requirements.
- Selecting and applying appropriate accounting policies.
- Making accounting estimates that are reasonable in the circumstances; and
- Making available to us all the books of the Funds, including any registers and general documents, minutes and other relevant papers of all Trustee meetings and giving us any information, explanations and assistance we require for the purposes of our audit.

Section 35C(2) of SIS requires that Trustees must give to the auditor any document that the auditor requests in writing within 14 days of the request.

As part of our audit process, we will request from the trustees written confirmation concerning representations made to us in connection with the audit.

Our audit report is prepared for the members of the Fund and we disclaim any assumption of responsibility for any reliance on our report, or on the financial report to which it relates, to any person other than the members of the fund, or for any purpose other than that for which it was prepared.

Independence

We confirm that, to the best of our knowledge and belief, the engagement team meets the current independence requirements of the SISA and SISR including APES 110 *Code of Ethics for Professional Accountants* in relation to the audit of the Fund. In conducting our financial audit and compliance engagement, should we become aware that we have contravened the independence requirements, we shall notify you on a timely basis.

Report on Matters Identified

Under section 129 of the SISA, we are required to report to you in writing, if during the course of, or in connection with, our audit, we become aware of any contravention of the SISA or SISR which we believe has occurred, is occurring or may occur. Furthermore, you should be aware that we are also required to notify the Australian Taxation Office (ATO) of certain contraventions of the SISA and SISR that we become aware of during the audit, which meet the tests stipulated by the ATO, irrespective of the materiality of the contravention or action taken by the trustees to rectify the matter. Finally, under section 130, we are required to report to you and the ATO if we believe the financial position of the Fund may be, or may be about to become unsatisfactory.

You should not assume that any matters reported to you, or that a report that there are no matters to be communicated, indicates that there are no additional matters, or matters that you should be aware of in meeting your responsibilities. The completed audit report may be provided to you as a signed hard copy or a signed electronic version.

Compliance Program

The conduct of our engagement in accordance with Australian Auditing Standards and applicable Standards on Assurance Engagements means that information acquired by us in the course of our engagement is subject to strict confidentiality requirements. Information will not be disclosed by us to other parties except as required or allowed for by law or professional standards, or with your express consent. Our audit files may, however, be subject to review as part of the compliance program of a professional accounting body or the ATO. We advise you that by signing this letter you acknowledge that, if requested, our audit files relating to this audit will be made available under these programs. Should this occur, we will advise you. The same strict confidentiality requirements apply under these programs as apply to us as your auditor.

Limitation of Liability

As a practitioner/firm participating in a scheme approved under the Professional Services Legislation, our liability may be limited under the scheme.

Fees

We look forward to full co-operation with you/your administrator and we trust that you will make available to us whatever records, documentation and other information are requested in connection with our audit.

Our fees, which will be billed as work progresses, are based on the time required by staff members assigned to the engagement plus out-of-pocket expenses. Individual hourly rates vary according to the degree of responsibility involved and the experience and skills required. Our annual audit fee will be revised and agreed upon each year with the Trustee. Any additional services required, that are outside the scope of this engagement, will be billed on a time basis.

If we are required to respond to requests for information from regulators in relation to our engagement as auditor, the Fund will reimburse us at standard billing rates for our professional time and expenses, including reasonable legal fees, incurred in responding to such requests.

We would appreciate if you could sign and return the attached copy of this letter to indicate that it is in accordance with your understanding of the arrangements for our financial audit and compliance engagement of the Fund for the year ended 30/06/2020.

Yours sincerely

ANTHONY BOYS

Acknowledged on behalf of the Trustee of the THE REGNART SUPERANNUATION FUND by:

(Signed)
(dated) / /

01 December 2020

ANTHONY BOYS
SUPER AUDITS BOX 3376, RUNDALL MALL, South Australia 5000

Dear Sir/Madam,

**Re: THE REGNART SUPERANNUATION FUND
Trustee Representation Letter**

This representation letter is provided in connection with your audit of the financial report of the THE REGNART SUPERANNUATION FUND (the Fund) and the Fund's compliance with the Superannuation Industry (Supervision) Act 1993 (SISA) and SIS Regulations (SISR), for the year ended 30/06/2020, for the purpose of you expressing an opinion as to whether the financial report is, in all material respects, presented fairly in accordance with the accounting policies adopted by the Fund and the Fund complied, in all material respects, with the relevant requirements of SISA and SISR.

The Trustees have determined that the Fund is not a reporting entity for the year ended 30/06/2020 and that the requirement to apply Australian Accounting Standards and other mandatory reporting requirements do not apply to the Fund. Accordingly, the financial report prepared is a special purpose financial report which is for distribution to members of the Fund and to satisfy the requirements of the SISA and SISR. We acknowledge our responsibility for ensuring that the financial report is in accordance with the accounting policies as selected by ourselves and requirements of the SISA and SISR, and confirm that the financial report is free of material misstatements, including omissions.

We confirm, to the best of our knowledge and belief, the following representations are made to you during your audit.

1. Sole Purpose Test

The Fund is maintained for the sole purpose of providing benefits for each member on their retirement, death, termination of employment or ill-health.

2. Trustees are not disqualified

No disqualified person acts as a director of the trustee company/an individual trustee.

3. Fund's Governing Rules, Trustees' Responsibilities and Fund Conduct

The Fund meets the definition of a self-managed superannuation fund under SISA, including that no member is an employee of another member, unless they are relatives and no trustee/director of the corporate trustee, receives any remuneration for any duties or services performed by the trustee/director in relation to the fund.

The Fund has been conducted in accordance with its governing rules at all times during the year and there were no amendments to the governing rules during the year, except as notified to you.

The Trustees have complied with all aspects of the trustee requirements of the SISA and SISR.

The Trustees are not subject to any contract or obligation which would prevent or hinder the Trustees in properly executing their functions and powers.

The Fund has been conducted in accordance with the SISA, the SISR and the governing rules of the Fund.

The Fund has complied with the requirements of the SISA and SISR specified in the approved form auditor's report as issued by the ATO, which are sections 17A, 35AE, 35B, 35C(2), 62, 65, 66, 67, 67A, 67B, 82-85, 103, 104A, 105, 109 and 126K of the SISA and regulations 1.06(9A), 4.09, 4.09A, 5.03, 5.08, 6.17, 7.04, 8.02B, 13.12, 13.13, 13.14 and 13.18AA of the SISR.

All contributions accepted and benefits paid have been in accordance with the governing rules of the Fund and relevant provisions of the SISA and SISR.

There have been no communications from regulatory agencies concerning non-compliance with, or deficiencies in, financial reporting practices that could have a material effect on the financial report *or we have disclosed to you all*

known instances of non-compliance or suspected non-compliance with laws and regulations whose effects should be considered when preparing the financial report and the Auditor's/actuary contravention report.

4. Investment Strategy

The investment strategy has been determined and reviewed with due regard to risk, including recoverability of investments, return, liquidity, diversity and the insurance needs of Fund members, and the assets of the Fund are in line with this strategy.

5. Accounting Policies

All the significant accounting policies of the Fund are adequately described in the Financial Report and the Notes attached thereto. These policies are consistent with the policies adopted last year.

6. Fund Books and Records

All transactions have been recorded in the accounting records and are reflected in the financial report. We have made available to you all financial records and related data, other information, explanations and assistance necessary for the conduct of the audit; and minutes of all meetings of the Trustees.

We acknowledge our responsibility for the design and implementation of internal controls to prevent and detect error and fraud. We have established and maintained an adequate internal control structure to facilitate the preparation of reliable financial reports, and adequate financial records have been maintained. There are no material transactions that have not been properly recorded in the accounting records underlying the financial report.

We have disclosed to you the results of our assessment of the risk that the financial report may be materially misstated as a result of fraud. We have disclosed to you all information in relation to fraud or suspected fraud that we are aware of and that affects the Fund and involves the Trustees or others.

In instances where the fund uses a custodian, we confirm we have not been advised of any fraud, non-compliance with laws and regulations or uncorrected misstatements that would affect the financial report of the fund.

Information retention obligations have been complied with, including:

- Accounting records and financial reports are being kept for five (5) years,
- Minutes and records of trustees'/directors of the corporate trustee meetings/decisions are being kept for ten (10) years;
- Records of trustees'/directors of the corporate trustees' changes and trustees' consents are being kept for at least ten (10) years;
- Copies of all member or beneficiary reports are being kept for ten (10) years; and
- Trustee declarations in the approved form have been signed and are being kept for each Trustee appointed after 30 June 2007.

7. Fraud, error and non-compliance

There have been no:

- a) Frauds, error or non-compliance with laws and regulations involving management or employees who have a significant role in the internal control structure that could have a material effect on the financial report.
- b) Communications from regulatory agencies concerning non-compliance with, or deficiencies in, financial reporting practices that could have a material effect on the financial report.
- c) Violations or possible violations of laws or regulations whose effects should have been considered for disclosure in the financial report or as a basis for recording an expense.

8. Asset Form and Valuation

The assets of the Fund are being held in a form suitable for the benefit of the Members of the Fund, and are in accordance with our investment strategy.

Investments are carried in the books at their net market value. Such amounts are considered reasonable in light of present circumstances.

We have no plans or intentions that may materially affect the carrying values, or classification, of assets and liabilities.

We have assessed their recoverability and we are comfortable that the fund will be able, if needed, to realise these assets.

There are no commitments, fixed or contingent, for the purchase or sale of long term investments.

9. Safeguarding Assets

We have considered the importance of safeguarding the assets of the fund, and we confirm we have the following procedures in place to achieve this:

- Authorised signatories on bank and investment accounts are regularly reviewed and considered appropriate; and
- Tangible assets are, where appropriate, adequately insured and appropriately stored.

10. Significant Assumptions

We believe that significant assumptions used by us in making accounting estimates are reasonable.

11. Ownership and Pledging of Assets

The Fund has satisfactory title to all assets appearing in the Statement of Financial Position. All investments are registered in the name of the Fund, where possible, and are in the custody of the respective Trustee.

There are no liens or encumbrances on any assets or benefits and no assets, benefits or interests in the Fund have been pledged or assigned to secure liabilities of others.

All assets of the Fund are held separately from the assets of the members, employers and the Trustees. All assets are acquired, maintained and disposed of on an arm's length basis and appropriate action is taken to protect the assets of the Fund.

12. Payment of benefits

Benefits have been calculated and provided to members in accordance with the provisions of the Fund's governing rules and the relevant legislation.

The Trustee has revalued Member/s benefits to market value just prior to paying out a portion or all of a member's account balance.

13. Related Parties

We have disclosed to you the identity of the Fund's related parties and all related party transactions and relationships. Related party transactions and related amounts receivable have been properly recorded or disclosed in the financial report.

[Delete this paragraph if not applicable]

Acquisitions from, loans to, leasing of assets to and investments in related parties have not exceeded the in-house asset restrictions in the SISA at the time of investment, acquisition or at year end.

The Fund has not made any loans or provided financial assistance to members of the Fund or their relatives.

If the Fund owns residential property the members of the Fund or associates or other related parties do not lease, or use the property for personal use.

14. Acquisitions from related parties

No assets have been acquired by the Fund from members or associates or other related parties of the Fund other than those assets specifically exempted by Section 66 of SISA.

15. Borrowings

The Fund has not borrowed money or maintained any borrowings during the period, with the exception of borrowings which were allowable under SISA.

16. Subsequent Events

No events or transactions have occurred since the date of the financial report, or are pending, which would have a significant adverse effect on the Fund's financial position at that date, or which are of such significance in relation to the Fund as to require mention in the notes to the Financial Statements in order to ensure they are not misleading as to the financial position of the Fund or its operations.

17. Outstanding Legal Action

[Delete this paragraph if not applicable]

We confirm that you have been advised of all significant legal matters, and that all known actual or possible litigation and claims have been adequately accounted for, and been appropriately disclosed in the financial report. There have been no communications from the ATO concerning a contravention of the SISA or SISR which has occurred, is occurring or is about to occur.

18. Going Concern

We confirm we have no knowledge of any event or conditions that would cast significant doubt on the fund's ability to continue as a going concern.

19. Residency

The Trustees declare that the Fund was a resident Australian superannuation fund at all times during the year of income.

20. Investment Returns

Investment returns of the Fund have been allocated to members in a manner that is fair and reasonable.

21. Insurance

Where the Fund has taken out a life insurance policy on behalf of a member, the Trustee confirms that the Fund is the beneficial owner.

The Trustee also confirms that the Fund has not purchased a policy over the life of a member, where the purchase is a condition and consequence of a buy-sell agreement the member has entered into with another individual.

22. Limiting powers of Trustees

The Trustees have not entered into a contract or done anything else, that would prevent the Trustees from, or hinder the Trustees in, properly performing or exercising the Trustees' functions and powers.

23. Collectables and Personal Use Assets

If the Trustees own collectables and/or personal use assets these assets are not being used for personal use.

24. Uncorrected misstatements

We believe the effects of those uncorrected financial report misstatements aggregated by the auditor during the audit are immaterial, both individually and in aggregate, to the financial report taken as a whole. A summary of such items is attached.

25. Additional Matters

Include any additional matters relevant to the particular circumstances of the audit, for example:

- The work of an expert has been used; or
- Justification for a change in accounting policy

We understand that your examination was made in accordance with Australian Auditing Standards and applicable Standards on Assurance Engagements and was, therefore, designed primarily for the purpose of expressing an opinion on the financial report of the Fund taken as a whole, and on the compliance of the Fund with specified requirements of SISA and SISR, and that your tests of the financial and compliance records and other auditing procedures were limited to those which you considered necessary for that purpose.

Yours sincerely,
For and on behalf of the Trustee(s)

.....
Arthur Lee Regnart

Trustee
01 December 2020

.....
Roslyn Anne Regnart

Trustee
01 December 2020

Self-managed superannuation fund annual return **2020**

Who should complete this annual return?

Only self-managed superannuation funds (SMSFs) can complete this annual return. All other funds must complete the *Fund income tax return 2020* (NAT 71287).

- ❗ The *Self-managed superannuation fund annual return instructions 2020* (NAT 71606) (the instructions) can assist you to complete this annual return.
- ⊖ The SMSF annual return cannot be used to notify us of a change in fund membership. You must update fund details via ABR.gov.au or complete the Change of details for superannuation entities form (NAT 3036).

To complete this annual return

- Print clearly, using a BLACK pen only.
- Use BLOCK LETTERS and print one character per box.

S	M	I	T	H		S	T				
---	---	---	---	---	--	---	---	--	--	--	--
- Place in ALL applicable boxes.

- Postal address for annual returns:

Australian Taxation Office
GPO Box 9845
[insert the name and postcode
of your capital city]

For example;

Australian Taxation Office
GPO Box 9845
SYDNEY NSW 2001

Section A: Fund information

1 Tax file number (TFN)

- ❗ The ATO is authorised by law to request your TFN. You are not obliged to quote your TFN but not quoting it could increase the chance of delay or error in processing your annual return. See the Privacy note in the Declaration.

➤ To assist processing, write the fund's TFN at the top of pages 3, 5, 7 and 9.

2 Name of self-managed superannuation fund (SMSF)

3 Australian business number (ABN) (if applicable)

4 Current postal address

Suburb/town

State/territory

Postcode

5 Annual return status

- | | | |
|--|-------------|-----|
| Is this an amendment to the SMSF's 2020 return? | A No | Yes |
| Is this the first required return for a newly registered SMSF? | B No | Yes |

6 SMSF auditor

Auditor's name

Title: Mr Mrs Miss Ms Other

Family name

First given name

Other given names

SMSF Auditor Number

Auditor's phone number

Postal address

Suburb/town

State/territory

Postcode

Date audit was completed **A** Day / Month / YearWas Part A of the audit report qualified? **B** No YesWas Part B of the audit report qualified? **C** No YesIf Part B of the audit report was qualified,
have the reported issues been rectified? **D** No Yes**7 Electronic funds transfer (EFT)**

We need your self-managed super fund's financial institution details to pay any super payments and tax refunds owing to you.

A Fund's financial institution account details

This account is used for super contributions and rollovers. Do not provide a tax agent account here.

Fund BSB number

Fund account number

Fund account name

I would like my tax refunds made to this account. **▶** Go to C.**B Financial institution account details for tax refunds**

This account is used for tax refunds. You can provide a tax agent account here.

BSB number

Account number

Account name

C Electronic service address aliasProvide the electronic service address alias (ESA) issued by your SMSF messaging provider.
(For example, SMSFdataESAAlias). See instructions for more information.

8 Status of SMSF Australian superannuation fund **A** No Yes Fund benefit structure **B** Code
 Does the fund trust deed allow acceptance of the Government's Super Co-contribution and Low Income Super Amounts? **C** No Yes

9 Was the fund wound up during the income year?

No Yes **▶** If yes, provide the date on which the fund was wound up Day / Month / Year **▶** Have all tax lodgment and payment obligations been met? No Yes

10 Exempt current pension income

Did the fund pay retirement phase superannuation income stream benefits to one or more members in the income year?

To claim a tax exemption for current pension income, you must pay at least the minimum benefit payment under the law. Record exempt current pension income at Label **A**.

No **▶** Go to Section B: Income.

Yes **▶** Exempt current pension income amount **A** \$

Which method did you use to calculate your exempt current pension income?

Segregated assets method **B**

Unsegregated assets method **C** **▶** Was an actuarial certificate obtained? **D** Yes

Did the fund have any other income that was assessable?

E Yes **▶** Go to Section B: Income.

No **▶** Choosing 'No' means that you do not have any assessable income, including no-TFN quoted contributions. Go to Section C: Deductions and non-deductible expenses. (Do **not** complete Section B: Income.)

If you are entitled to claim any tax offsets, you can list these at Section D: Income tax calculation statement.

Section B: Income

Do not complete this section if all superannuation interests in the SMSF were supporting superannuation income streams in the retirement phase for the **entire year**, there was **no** other income that was assessable, and you **have not** realised a deferred notional gain. If you are entitled to claim any tax offsets, you can record these at Section D: Income tax calculation statement.

11 Income

Did you have a capital gains tax (CGT) event during the year?

G No Yes

If the total capital loss or total capital gain is greater than \$10,000 or you elected to use the transitional CGT relief in 2017 and the deferred notional gain has been realised, complete and attach a *Capital gains tax (CGT) schedule 2020*.

Have you applied an exemption or rollover?

M No Yes

Code

Net capital gain **A** \$

Gross rent and other leasing and hiring income **B** \$

Gross interest **C** \$

Forestry managed investment scheme income **X** \$

Gross foreign income		Loss
D1 \$	Net foreign income	D \$

Australian franking credits from a New Zealand company **E** \$

Transfers from foreign funds **F** \$

Gross payments where ABN not quoted **H** \$

Gross distribution from partnerships **I** \$

*Unfranked dividend amount **J** \$

*Franked dividend amount **K** \$

*Dividend franking credit **L** \$

*Gross trust distributions **M** \$

Calculation of assessable contributions	
Assessable employer contributions	
R1 \$	
plus Assessable personal contributions	
R2 \$	
plus [#] No-TFN-quoted contributions	
R3 \$	
<i>(an amount must be included even if it is zero)</i>	
less Transfer of liability to life insurance company or PST	
R6 \$	

Assessable contributions
R \$
(**R1** plus **R2** plus **R3** less **R6**)

Calculation of non-arm's length income	
*Net non-arm's length private company dividends	
U1 \$	
plus *Net non-arm's length trust distributions	
U2 \$	
plus *Net other non-arm's length income	
U3 \$	

*Other income **S** \$

*Assessable income due to changed tax status of fund **T** \$

Net non-arm's length income
U \$
(subject to 45% tax rate)
(**U1** plus **U2** plus **U3**)

#This is a mandatory label.

*If an amount is entered at this label, check the instructions to ensure the correct tax treatment has been applied.

GROSS INCOME **W** \$
(Sum of labels **A** to **U**)

Exempt current pension income **Y** \$

TOTAL ASSESSABLE INCOME **V** \$
(**W** less **Y**)

Section C: Deductions and non-deductible expenses

12 Deductions and non-deductible expenses

Under 'Deductions' list all expenses and allowances you are entitled to claim a deduction for. Under 'Non-deductible expenses', list all other expenses or normally allowable deductions that you cannot claim as a deduction (for example, all expenses related to exempt current pension income should be recorded in the 'Non-deductible expenses' column).

DEDUCTIONS		NON-DEDUCTIBLE EXPENSES
Interest expenses within Australia	A1 \$	A2 \$
Interest expenses overseas	B1 \$	B2 \$
Capital works expenditure	D1 \$	D2 \$
Decline in value of depreciating assets	E1 \$	E2 \$
Insurance premiums – members	F1 \$	F2 \$
SMSF auditor fee	H1 \$	H2 \$
Investment expenses	I1 \$	I2 \$
Management and administration expenses	J1 \$	J2 \$
Forestry managed investment scheme expense	U1 \$	U2 \$
Other amounts	L1 \$	L2 \$
	Code	Code
Tax losses deducted	M1 \$	

TOTAL DEDUCTIONS
N \$
 (Total **A1** to **M1**)

TOTAL NON-DEDUCTIBLE EXPENSES
Y \$
 (Total **A2** to **L2**)

#TAXABLE INCOME OR LOSS Loss
O \$
(TOTAL ASSESSABLE INCOME less TOTAL DEDUCTIONS)

TOTAL SMSF EXPENSES
Z \$
 (**N plus Y**)

#This is a mandatory label.

Section D: Income tax calculation statement

#Important:

Section B label **R3**, Section C label **O** and Section D labels **A, T1, J, T5** and **I** are mandatory. If you leave these labels blank, you will have specified a zero amount.

13 Calculation statement

Please refer to the *Self-managed superannuation fund annual return instructions 2020* on how to complete the calculation statement.

#Taxable income	A \$	<i>(an amount must be included even if it is zero)</i>
#Tax on taxable income	T1 \$	<i>(an amount must be included even if it is zero)</i>
#Tax on no-TFN-quoted contributions	J \$	<i>(an amount must be included even if it is zero)</i>

Gross tax **B \$**

(T1 plus J)

Foreign income tax offset

C1 \$

Rebates and tax offsets

C2 \$

Non-refundable non-carry forward tax offsets

C \$

(C1 plus C2)

SUBTOTAL 1

T2 \$

(B less C – cannot be less than zero)

Early stage venture capital limited partnership tax offset

D1 \$

Early stage venture capital limited partnership tax offset carried forward from previous year

D2 \$

Early stage investor tax offset

D3 \$

Early stage investor tax offset carried forward from previous year

D4 \$

Non-refundable carry forward tax offsets

D \$

(D1 plus D2 plus D3 plus D4)

SUBTOTAL 2

T3 \$

(T2 less D – cannot be less than zero)

Complying fund's franking credits tax offset

E1 \$

No-TFN tax offset

E2 \$

National rental affordability scheme tax offset

E3 \$

Exploration credit tax offset

E4 \$

Refundable tax offsets

E \$

(E1 plus E2 plus E3 plus E4)

#TAX PAYABLE **T5 \$**

(T3 less E – cannot be less than zero)

Section 102AAM interest charge

G \$

Credit for interest on early payments – amount of interest	
H1 \$	
Credit for tax withheld – foreign resident withholding (excluding capital gains)	
H2 \$	
Credit for tax withheld – where ABN or TFN not quoted (non-individual)	
H3 \$	
Credit for TFN amounts withheld from payments from closely held trusts	
H5 \$	
Credit for interest on no-TFN tax offset	
H6 \$	
Credit for foreign resident capital gains withholding amounts	
H8 \$	
	Eligible credits
	H \$
	<i>(H1 plus H2 plus H3 plus H5 plus H6 plus H8)</i>

#Tax offset refunds (Remainder of refundable tax offsets)	I \$	<i>(unused amount from label E – an amount must be included even if it is zero)</i>
---	-------------	---

PAYG instalments raised

K \$

Supervisory levy

L \$

Supervisory levy adjustment for wound up funds

M \$

Supervisory levy adjustment for new funds

N \$

AMOUNT DUE OR REFUNDABLE A positive amount at S is what you owe, while a negative amount is refundable to you.	S \$	<i>(T5 plus G less H less I less K plus L less M plus N)</i>
---	-------------	--

#This is a mandatory label.

Section E: Losses

14 Losses

! If total loss is greater than \$100,000, complete and attach a Losses schedule 2020.

Tax losses carried forward to later income years **U \$**
 Net capital losses carried forward to later income years **V \$**

Section F: Member information

MEMBER 1

Title: Mr Mrs Miss Ms Other

Family name

First given name

Other given names

Member's TFN

See the Privacy note in the Declaration.

Date of birth Day / Month / Year

Contributions

OPENING ACCOUNT BALANCE \$

I Refer to instructions for completing these labels.

Employer contributions

A \$

ABN of principal employer

A1

Personal contributions

B \$

CGT small business retirement exemption

C \$

CGT small business 15-year exemption amount

D \$

Personal injury election

E \$

Spouse and child contributions

F \$

Other third party contributions

G \$

Proceeds from primary residence disposal

H \$

Receipt date Day / Month / Year

H1

Assessable foreign superannuation fund amount

I \$

Non-assessable foreign superannuation fund amount

J \$

Transfer from reserve: assessable amount

K \$

Transfer from reserve: non-assessable amount

L \$

Contributions from non-complying funds and previously non-complying funds

T \$

Any other contributions (including Super Co-contributions and Low Income Super Amounts)

M \$

TOTAL CONTRIBUTIONS N \$

(Sum of labels **A** to **M**)

Other transactions

Allocated earnings or losses **O** \$

Loss

Accumulation phase account balance

S1 \$

Retirement phase account balance - Non CDBIS

S2 \$

Retirement phase account balance - CDBIS

S3 \$

Inward rollovers and transfers **P** \$

Outward rollovers and transfers **Q** \$

Lump Sum payments **R1** \$

Income stream payments **R2** \$

Code

Code

TRIS Count

CLOSING ACCOUNT BALANCE S \$

(**S1** plus **S2** plus **S3**)

Accumulation phase value **X1** \$

Retirement phase value **X2** \$

Outstanding limited recourse borrowing arrangement amount **Y** \$

Section H: Assets and liabilities

15 ASSETS

15a Australian managed investments

Listed trusts **A** \$

Unlisted trusts **B** \$

Insurance policy **C** \$

Other managed investments **D** \$

15b Australian direct investments

<p>Limited recourse borrowing arrangements</p> <p>Australian residential real property J1 \$</p> <p>Australian non-residential real property J2 \$</p> <p>Overseas real property J3 \$</p> <p>Australian shares J4 \$</p> <p>Overseas shares J5 \$</p> <p>Other J6 \$</p> <p>Property count J7 \$</p>	<p>Cash and term deposits E \$</p> <p>Debt securities F \$</p> <p style="margin-left: 100px;">Loans G \$</p> <p>Listed shares H \$</p> <p>Unlisted shares I \$</p> <p style="text-align: center;">Limited recourse borrowing arrangements J \$</p> <p style="margin-left: 100px;">Non-residential real property K \$</p> <p style="margin-left: 100px;">Residential real property L \$</p> <p style="margin-left: 100px;">Collectables and personal use assets M \$</p> <p style="margin-left: 100px;">Other assets O \$</p>
---	---

15c Other investments

Crypto-Currency **N** \$

15d Overseas direct investments

Overseas shares **P** \$

Overseas non-residential real property **Q** \$

Overseas residential real property **R** \$

Overseas managed investments **S** \$

Other overseas assets **T** \$

<p>TOTAL AUSTRALIAN AND OVERSEAS ASSETS U \$</p> <p><small>(Sum of labels A to T)</small></p>

15e In-house assets

Did the fund have a loan to, lease to or investment in, related parties (known as in-house assets) at the end of the income year?

A No Yes **B** \$

15f Limited recourse borrowing arrangements

If the fund had an LRBA were the LRBA borrowings from a licensed financial institution? **A** No Yes

Did the members or related parties of the fund use personal guarantees or other security for the LRBA? **B** No Yes

16 LIABILITIES

Borrowings for limited recourse borrowing arrangements			
V1 \$			
Permissible temporary borrowings			
V2 \$			
Other borrowings			
V3 \$	Borrowings	V \$	
Total member closing account balances (total of all CLOSING ACCOUNT BALANCES from Sections F and G)		W \$	
Reserve accounts		X \$	
Other liabilities		Y \$	
TOTAL LIABILITIES		Z \$	

Section I: Taxation of financial arrangements

17 Taxation of financial arrangements (TOFA)

Total TOFA gains **H \$**

Total TOFA losses **I \$**

Section J: Other information

Family trust election status

If the trust or fund has made, or is making, a family trust election, write the four-digit **income year specified** of the election (for example, for the 2019-20 income year, write **2020**). **A**

If revoking or varying a family trust election, print **R** for revoke or print **V** for variation, and complete and attach the *Family trust election, revocation or variation 2020*. **B**

Interposed entity election status

If the trust or fund has an existing election, write the earliest income year specified. If the trust or fund is making one or more elections this year, write the earliest income year being specified and complete an *Interposed entity election or revocation 2020* for each election. **C**

If revoking an interposed entity election, print **R**, and complete and attach the *Interposed entity election or revocation 2020*. **D**

Section K: Declarations

 Penalties may be imposed for false or misleading information in addition to penalties relating to any tax shortfalls.

Important

Before making this declaration check to ensure that all income has been disclosed and the annual return, all attached schedules and any additional documents are true and correct in every detail. If you leave labels blank, you will have specified a zero amount or the label was not applicable to you. If you are in doubt about any aspect of the annual return, place all the facts before the ATO.

Privacy

The ATO is authorised by the **Taxation Administration Act 1953** to request the provision of tax file numbers (TFNs). We will use the TFN to identify the entity in our records. It is not an offence not to provide the TFN. However if you do not provide the TFN, the processing of this form may be delayed.

Taxation law authorises the ATO to collect information and disclose it to other government agencies. For information about your privacy go to ato.gov.au/privacy

TRUSTEE'S OR DIRECTOR'S DECLARATION:

I declare that, the current trustees and directors have authorised this annual return and it is documented as such in the SMSF's records. I have received a copy of the audit report and are aware of any matters raised therein. The information on this annual return, including any attached schedules and additional documentation is true and correct.

Authorised trustee's, director's or public officer's signature

Date Day / Month / Year

Preferred trustee or director contact details:

Title: Mr Mrs Miss Ms Other

Family name

First given name

Other given names

Phone number

Email address

Non-individual trustee name (if applicable)

ABN of non-individual trustee

Time taken to prepare and complete this annual return

Hrs

 The Commissioner of Taxation, as Registrar of the Australian Business Register, may use the ABN and business details which you provide on this annual return to maintain the integrity of the register. For further information, refer to the instructions.

TAX AGENT'S DECLARATION:

I declare that the Self-managed superannuation fund annual return 2020 has been prepared in accordance with information provided by the trustees, that the trustees have given me a declaration stating that the information provided to me is true and correct, and that the trustees have authorised me to lodge this annual return.

Tax agent's signature

Date Day / Month / Year

Tax agent's contact details

Title: Mr Mrs Miss Ms Other

Family name

First given name

Other given names

Tax agent's practice

Tax agent's phone number

Reference number

Tax agent number