
Workpapers - 2022 Financial Year

Balagundi Super Fund

Preparer: Jelly Cadiang

Reviewer: Steven Lee

Printed: 14 December 2022

Lead Schedule

2022 Financial Year

Code	Workpaper	CY Balance	LY Balance	Change	Status
23800	Distributions Received	(\$31,632.32)	(\$17,401.26)	81.78%	Completed
23900	Dividends Received	(\$8,715.33)	(\$13,666.80)	(36.23)%	Completed
24700	Changes in Market Values of Investments	\$282,295.92	(\$60,184.39)	(569.05)%	Completed
25000	Interest Received		(\$0.02)	100%	Completed
30100	Accountancy Fees	\$550.00	\$620.00	(11.29)%	Completed
30400	ATO Supervisory Levy	\$259.00	\$259.00	0%	Completed
30700	Auditor's Remuneration	\$550.00	\$450.00	22.22%	Completed
31500	Bank Charges	\$7.50	\$8.00	(6.25)%	Completed
46000	Benefits Paid/Transfers Out	\$16,000.00	\$26,400.00	(39.39)%	Completed
48500	Income Tax Expense	\$3,374.75	(\$3,799.38)	(188.82)%	Completed
49000	Profit/Loss Allocation Account	(\$262,689.52)	\$67,314.85	(490.24)%	Completed
50000	Members	(\$591,147.31)	(\$853,836.83)	(30.77)%	Completed
60400	Bank Accounts	\$4,671.62	\$1,108.57	321.41%	Completed
61800	Distributions Receivable	\$8,349.75	\$3,961.64	110.76%	Completed
77600	Shares in Listed Companies (Australian)	\$468,536.00	\$696,687.90	(32.75)%	Completed
78400	Units in Unlisted Unit Trusts (Australian)	\$112,964.69	\$148,279.34	(23.82)%	Completed
85000	Income Tax Payable /Refundable	(\$2,748.75)	\$4,112.38	(166.84)%	Completed

Code	Workpaper	CY Balance	LY Balance	Change	Status
88000	Sundry Creditors	(\$626.00)	(\$313.00)	100%	Completed
A	Financial Statements				Completed
B	Permanent Documents				Completed
C	Other Documents				Completed
D	Pension Documentation				Completed
E	Estate Planning				Completed

23800 - Distributions Received

2022 Financial Year

Preparer Jelly Cadiang

Reviewer Steven Lee

Status Completed

Account Code	Description	CY Balance	LY Balance	Change
FOR.AX	Forager Australian Shares Fund	(\$12,802.95)	(\$3,961.64)	223.17%
SHYBIRONBA	Ironbark Karara Aust Small Companies Fund	(\$18,829.37)	(\$13,439.62)	40.1%
TOTAL		CY Balance	LY Balance	
		(\$31,632.32)	(\$17,401.26)	

Supporting Documents

- Distribution Reconciliation Report [Report](#)
- Distributions_FOR.pdf [FOR.AX](#)
- Distributions_Ironbark.pdf [SHYBIRONBA](#)

Standard Checklist

- Attach a copy of all Tax Statements
- Attach a copy of Distribution Reconciliation Report
- Ensure all Distributions have been reviewed on [Distribution Tax Automation](#)

Balagundi Super Fund

Distribution Reconciliation Report

For The Period 01 July 2021 - 30 June 2022

Date	Non Primary Production Income (A) * ₁					Distributed Capital Gains (B) * ₂					Foreign Income * ₃		Non-Assessable			Taxable Income
	Payment Received	Franked	Unfranked	Interest/ Other	Franking Credits	Discounted (After Discount)	Rate * ₅	CGT Concession	Indexed	Other	Foreign Income	Foreign Credits	Tax Exempt	Tax Free	Tax Deferred / AMIT * ₆	
Shares in Listed Companies (Australian)																
FOR.AX Forager Australian Shares Fund																
17/01/2022	4,453.20						S									0.00
30/06/2022	8,349.75						S									0.00
30/06/2022	0.00				799.99	11,706.13	I	11,706.13		0.00	36.73			(10,609.31)		12,542.85
	12,802.95				799.99	11,706.13		11,706.13		0.00	36.73			(10,609.31)		12,542.85
<i>Net Cash Distribution:</i>	<i>12,802.95</i>															
	12,802.95				799.99	11,706.13		11,706.13		0.00	36.73			(10,609.31)		12,542.85
Units in Unlisted Unit Trusts (Australian)																
SHYBIRONBA Ironbark Karara Aust Small Companies Fund																
31/12/2021	454.57						S									0.00
30/06/2022	18,374.80						S									0.00
30/06/2022	0.00	386.66	33.60	2.67	482.05	9,187.40	I	9,187.40		31.64				0.00		10,124.02
	18,829.37	386.66	33.60	2.67	482.05	9,187.40		9,187.40		31.64				0.00		10,124.02
<i>Net Cash Distribution:</i>	<i>18,829.37</i>															
	18,829.37	386.66	33.60	2.67	482.05	9,187.40		9,187.40		31.64				0.00		10,124.02

Balagundi Super Fund

Distribution Reconciliation Report

For The Period 01 July 2021 - 30 June 2022

Date	Non Primary Production Income (A) * ₁				Distributed Capital Gains (B) * ₂				Foreign Income * ₃		Non-Assessable				Taxable Income	
	Payment Received	Franked	Unfranked	Interest/ Other	Franking Credits	Discounted (After Discount)	Rate * ₅	CGT Concession	Indexed	Other	Foreign Income	Foreign Credits	Tax Exempt	Tax Free		Tax Deferred / AMIT * ₆
TOTAL	31,632.32	386.66	33.60	2.67	1,282.04	20,893.53		20,893.53			31.64	36.73			(10,609.31)	22,666.87

Total Distributed Gains

Discount Rate	Discounted	Gross
Superfund 1/3	0.00	0.00
Individual 50%(I)	20,893.53	41,787.06
Total	20,893.53	41,787.06

*₁ Summary of Non Primary Production Income (A)

Tax Label	Franked	Unfranked	Interest/Other	Less Other Deduction	Income Before Credits * ₇	Franking Credits	Total Including Credits
11M Gross trust distributions	386.66	33.60	2.67	0.00	422.93	1,282.04	1,704.97

*₂ Forms part of the Net Capital Gains calculation for Tax Label 11A.

*₃ Forms part of the Foreign Credits calculation for Tax Label 11D, D1, 13C1.

*₄ Taxable Income is designed to match Tax Statement provided by Fund Manager.

Taxable Income in the SMSF Annual Return will be different due to application of Capital Losses in Net Capital Gain calculation and application of different discount method.

*₅ This is the discount rate selected for the transaction. "S" being Super Funds at 1/3 and "I" being Individual at 50%.

*₆ AMIT cost base net increase is reflected as negative amount i.e. negative tax deferred and AMIT cost base net decrease is reflected as positive amount i.e. positive tax deferred.

*₇ Sum of Income Before Credits reconciles with Taxable Trust Distributions in Statement of Taxable Income.

^ Variance between Payment Received and Net Cash Distribution.



037 001176

MR PETER DAWBORN IREDELL &
 MRS JANET WILLA IREDELL
 <BALAGUNDI SUPER FUND A/C>
 50 SUGARS ROAD
 ANSTEAD QLD 4070

Date: 28 July 2022
 Reference No.: X*****1625

**Attribution Managed Investment Trust Member Annual Statement
 for the year ended 30 June 2022**

Part B: Summary of 2022 tax return information (supplementary section) items for a resident individual

Item	Amount	Tax return label
Share of net income from trusts, less capital gains, foreign income and franked distributions	\$0.00	13U
Franked distributions from trusts	\$799.99	13C
Share of franking credit from franked dividends	\$799.99	13Q
Share of credit for tax file number amounts withheld from interest, dividends and unit trust distributions	\$0.00	13R
Share of credit for foreign resident withholding amounts (excluding capital gains)	\$0.00	13A
Net capital gain	\$11,706.13	18A
Total current year capital gains	\$23,412.26	18H
CFC income	\$0.00	19K
Assessable foreign source income	\$36.73	20E
Other net foreign source income	\$36.73	20M
Australian franking credits from a New Zealand franking company	\$0.00	20F
Foreign income tax offset*	\$36.73	20O

*To work out your foreign income tax offset (FITO) entitlement, see **20 Foreign source income and foreign assets or property** or the Guide to foreign tax offset rules 2022.

Capital gains tax information – Additional information for item 18	Amount	
Capital gains – Discounted method	\$23,412.26	(grossed up amount)
Capital gains – Other method	\$0.00	
Total current year capital gains	\$23,412.26	

Part C: Components of attribution	Cash distributions	Tax paid or franking credit gross up	Attributable amount
Australian Income			
Interest (subject to non-resident withholding tax)			\$0.00
Interest (not subject to non-resident withholding tax)			\$0.00
Dividends – Unfranked amount declared to be CFI			\$0.00
Dividends – Unfranked amount not declared to be CFI			\$0.00
Other assessable Australian income (Other)			\$0.00
Other assessable Australian income (NCMI)			\$0.00
Other assessable Australian income (Excluded from NCMI)			\$0.00
Other assessable Australian income (CBMI)			\$0.00
Non-primary production income			\$0.00
Dividends - Franked amount (Franked distributions)		\$799.99	\$799.99
Capital Gains			
Capital gains – Discounted method TAP (Other)			\$0.00
Capital gains – Discounted method TAP (NCMI)			\$0.00
Capital gains – Discounted method TAP (Excluded from NCMI)			\$0.00
Capital gains – Discounted method TAP (CBMI)			\$0.00
Capital gains – Discounted method NTAP			\$11,706.13
Taxable foreign capital gains - Discounted method	\$0.00		\$0.00
Capital gains – Other method TAP (Other)			\$0.00
Capital gains – Other method TAP (NCMI)			\$0.00
Capital gains – Other method TAP (Excluded from NCMI)			\$0.00
Capital gains – Other method TAP (CBMI)			\$0.00
Capital gains – Other method NTAP			\$0.00
Taxable foreign capital gains - Other method	\$0.00		\$0.00
Net capital gains		\$0.00	\$11,706.13
AMIT CGT gross up amount			\$11,706.13
Other capital gains distribution			
Total current year capital gains		\$0.00	\$23,412.26
Foreign income			
Other net foreign source income		\$36.73	\$36.73
Assessable foreign source income		\$36.73	\$36.73
Australian franking credits from a New Zealand franking company		\$0.00	\$0.00
CFC income			\$0.00
Total foreign income		\$36.73	\$36.73
Non-assessable amounts			Amount
Net exempt income			\$0.00
Non-assessable non-exempt amount			\$0.00
Other non-attributable amounts			\$0.00
Total non-assessable amounts			\$0.00
Gross cash distribution	\$12,802.95		
Less: TFN amounts withheld	\$0.00		
Less: Non-resident tax withheld on interest and dividends	\$0.00		
Less: Non-resident tax withheld on fund payments	\$0.00		
Net cash distribution	\$12,802.95		
Tax offsets			Amount
Franking credit tax offset from Australian resident companies			\$799.99
Foreign income tax offset - Other net foreign source income			\$36.73
Foreign income tax offset - Taxable foreign capital gains - Discounted method			\$0.00
Foreign income tax offset - Taxable foreign capital gains - Other method			\$0.00
Australian franking credits from a New Zealand franking company			\$0.00
Total tax offsets			\$836.72
Attributed Managed Investment Trust ('AMIT') cost base adjustments			Amount
AMIT cost base net amount - excess (decrease cost base)			\$0.00
AMIT cost base net amount - shortfall (increase cost base)			\$10,609.31

This statement contains important information. Please retain it for taxation purposes as a charge may be levied for replacement.
To view or change your Unitholder details, please visit our investor website at www.linkmarketservices.com.au

FORAGER

The Trust Company (RE Services) Limited
ABN 45 003 278 831, AFSL 235150
as responsible of the
Forager Australian Shares Fund ARSN 139 641 491

Registry communications to:
C/- Link Market Services Limited
Locked Bag A14, Sydney South, NSW, 1235
Telephone : +61 1800 132 875
ASX Code: FOR
Email: forager@linkmarketservices.com.au
Website: www.linkmarketservices.com.au

2



037 001043

MR PETER DAWBORN IREDELL &
MRS JANET WILLA IREDELL
<BALAGUNDI SUPER FUND A/C>
50 SUGARS ROAD
ANSTEAD QLD 4070

Key Details

Payment date: 16 July 2021
Record date: 30 June 2021
SRN/HIN: X*****1625

TFN/ABN RECEIVED AND RECORDED

Distribution statement for the period ended 30 June 2021

The final details of the distribution components (including any non-assessable amounts) will be advised in the Attribution Managed Investment Trust Member Annual Statement for the year ended 30 June 2021.

Class description	Rate per unit	Participating units	Gross amount	Withholding tax	Net amount
Ordinary Units	A\$0.03558464	111,330	\$3,961.64	\$0.00	\$3,961.64

PAYMENT INSTRUCTIONS

WESTPAC BANK

BSB: 034-055

ACC: **5617 ACCOUNT NAME: BALAGUNDI SUPER FUND

PAYMENT REFERENCE NUMBER: 001262348705

The payment has been made to the above account. If this account is not valid please turn over for instructions to update your details. Once your details have been updated, payment will be made within 4 weeks.

Retain this statement to assist in preparing your tax return.

FORAGER

The Trust Company (RE Services) Limited
ABN 45 003 278 831, AFSL 235150
as responsible of the
Forager Australian Shares Fund ARSN 139 641 491

Registry communications to:
C/- Link Market Services Limited
Locked Bag A14, Sydney South, NSW, 1235
Telephone : +61 1800 132 875
ASX Code: FOR
Email: forager@linkmarketservices.com.au
Website: www.linkmarketservices.com.au

5



037 001079

MR PETER DAWBORN IREDELL &
MRS JANET WILLA IREDELL
<BALAGUNDI SUPER FUND A/C>
50 SUGARS ROAD
ANSTEAD QLD 4070

Key Details

Payment date: 17 January 2022
Record date: 31 December 2021
SRN/HIN: X*****1625
TFN/ABN RECEIVED AND RECORDED

Distribution statement for the period ended 31 December 2021

The final details of the distribution components (including any non-assessable amounts) will be advised in the Attribution Managed Investment Trust Member Annual Statement for the year ending 30 June 2022.

Class description	Rate per unit	Participating units	Gross amount	Withholding tax	Net amount
Ordinary Units	A\$0.04	111,330	\$4,453.20	\$0.00	\$4,453.20



PAYMENT INSTRUCTIONS

WESTPAC BANK

BSB: 034-055

ACC: **5617 **ACCOUNT NAME:** BALAGUNDI SUPER FUND

PAYMENT REFERENCE NUMBER: 001270696347

The payment has been made to the above account. If this account is not valid please turn over for instructions to update your details. Once your details have been updated, payment will be made within 4 weeks.

Retain this statement to assist in preparing your tax return.



The Trust Company (RE Services) Limited
 ABN 45 003 278 831, AFSL 235150
 as responsible of the
Forager Australian Shares Fund ARSN 139 641 491

Registry communications to:
 C/- Link Market Services Limited
 Locked Bag A14, Sydney South, NSW, 1235
 Telephone : +61 1800 132 875
 ASX Code: FOR
 Email: forager@linkmarketservices.com.au
 Website: www.linkmarketservices.com.au



037 000509

MR PETER DAWBORN IREDELL &
 MRS JANET WILLA IREDELL
 <BALAGUNDI SUPER FUND A/C>
 50 SUGARS ROAD
 ANSTEAD QLD 4070

Key Details

Allotment date: 21 July 2022
Record date: 30 June 2022
SRN/HIN: X*****1625
 TFN/ABN RECEIVED AND RECORDED

Distribution statement for the period ended 30 June 2022

The final details of the distribution components (including any non-assessable amounts) will be advised in the Attribution Managed Investment Trust Member Annual Statement for the year ended 30 June 2022.

Class description	Rate per unit	Participating units	Gross amount	Withholding tax	Net amount
Ordinary Units	A\$0.075	111,330	\$8,349.75	\$0.00	\$8,349.75
Total net amount:					\$8,349.75

Cash balance brought forward from your DRP account: \$1.30
 Amount available for reinvestment: \$8,351.05
 Cash reinvested has been applied to 6,936 units at \$1.204 per unit: \$8,350.94
 Cash balance carried forward in your DRP account: \$0.11

Number of units held before the allotment: 111,330
 Number of units allotted: 6,936
 *Number of units held after the allotment: 118,266

*Note: The total number of units held after the allocation detailed above does not include any ex-distribution transfers registered after ex-distribution date, or any transfers registered since record date. Neither Forager Funds Management nor Link Market Services Limited will be liable for any losses incurred by any person who relies on the holding shown without making their own adjustments for any transactions.

Holding Statement

Date	Transaction Type	Increase	Decrease	Holding Balance
	Opening Balance			111,330
21/07/2022	Distribution Plan Allotment	6,936		
	Closing Balance			118,266

For your convenience, you can update your details by visiting the Link Market Services Limited website at www.linkmarketservices.com.au.

Please see overleaf for online login instructions

Retain this statement to assist in preparing your tax return.

Update your details online



What you need to do:

We need the following details to administer your security holding. To update your information in a fast, secure and environmentally friendly way visit www.linkmarketservices.com.au

1	<p>Bank account details</p> <p>Payments will only be paid directly into your nominated bank account (if valid). Select Payments & Tax, click on Payment Instructions.</p> <p>If you wish to receive your payments in a foreign currency, simply select Foreign Currency Payment under the Payment Instructions menu subject to certain terms and conditions.</p> <p>You may wish to participate in the Reinvestment Plan (DRP), simply select Reinvestment Plans under the Payments & Tax menu (if DRP is applicable).</p>
2	<p>Email address</p> <p>Communication by email means you can be promptly notified of key company announcements, when payments are made and statements are available, and when voting can be accessed online for securityholder meetings. Select Communications, click on Preferences and select All communications electronically.</p>
3	<p>TFN, TFN exemption or ABN</p> <p>To update your Tax File Number (TFN), TFN exemption code or Australian Business Number (ABN) select Payments & Tax, click on Tax Details.</p>
4	<p>Foreign Account Tax Compliance Act (FATCA) & Common Reporting Standard (CRS)</p> <p>To update your FATCA/CRS details, select Payments & Tax, click on FATCA/CRS. Check if you have already self-certified this holding. If not, complete the online form and submit.</p>

How to update your information:

1. Login to Link's Investor Centre at www.linkmarketservices.com.au and click on 'Investor Login' or scan the QR Code (above).
2. Enter your email address and password in **Portfolio Login**.
3. If you do not have a **Portfolio*** login, please set up a portfolio by selecting **Register Now** and follow the prompts.

Authentication may be required depending on the value of your portfolio. If you are unable to update your address or bank account details online; you must complete the relevant forms (available on Link's website) and return the completed forms to Link.

How to register for a Portfolio:

1. Enter the Issuer's name/ASX Code.
2. You will need your HIN/SRN. This important information is on your holding statement. You should always ensure to keep this information in a safe place.
3. Enter your postcode or, if your registered address is overseas, click on the Outside Australia link and select your country of residence from the drop-down list.

* Setting up a Portfolio login allows you to easily manage your holdings across issuers who use Link as their registrar.

You can also manage your Link Portfolio on the go. Simply download the **Link Investor Centre** mobile app from Apple Store or Google Play.

a. C/O State Street Australia Limited – Unit Registry
 Level 14, 420 George Street
 Sydney NSW 2000
 f. 02 9323 6411

 Peter and Janet Iredell
 ATF Balagundi Super Fund
 Attn: Peter Iredell
 50 Sugars Road
 BELLBOWRIE QLD 4070

Client Services:
 t. 1800 034 402
 e. client.services@ironbarkam.com
 w. www.ironbarkam.com

DISTRIBUTION STATEMENT

For the period 01/07/2021 - 31/12/2021

 Account Name Peter and Janet Iredell ATF Balagundi Super Fund
 Account No. I00000404

Distribution income details

Fund	Distribution rate (Dollars per unit)	Units held	Distribution Amount \$	Attribution Rate	Attribution Amount \$
Ironbark Karara Australian Small Companies Fund	0.01088900	41,746.49	454.57	0.02243600	936.62
Total distribution amount			454.57		936.62

Distribution details

Fund	Distribution amount \$	TFN tax deducted \$	Withholding / non-resident income tax \$	Net distribution paid \$
Ironbark Karara Australian Small Companies Fund	454.57	0.00	0.00	454.57
Total	454.57	0.00	0.00	454.57

Distribution Payment Details

As instructed, the net distribution paid has been reinvested in the following fund(s);

Fund	Net distribution paid (as above)	Reinvestment Unit price	Reinvestment date	Units issued	Total units held after reinvestment
	\$	\$			
Ironbark Karara Australian Small Companies Fund	454.57	3.7225	31/12/2021	122.11	41,868.60

The calculations shown on this statement may contain minor differences due to rounding.

To assist you in completing your tax return at the end of the financial year, we will provide you with an annual taxation statement in July of each year that provides the final details of the taxable components of the distribution for the full financial year. We recommend you seek your own professional advice on the taxation implications of investing in the fund(s).

Please retain this statement for income tax purposes



Ironbark Asset Management (Fund Services) Ltd
ABN: 63 116 232 154 AFSL: 298626



Peter and Janet Iredell
ATF Balagundi Super Fund
Attn: Peter Iredell
50 Sugars Road
BELLBOWRIE QLD 4070

a. C/O State Street Australia Limited – Unit Registry
Level 14, 420 George Street
Sydney NSW 2000
f. 02 9323 6411

Client Services:
t. 1800 034 402
e. client.services@ironbarkam.com
w. www.ironbarkam.com

DISTRIBUTION STATEMENT

For the period 01/01/2022 - 30/06/2022

Account Name Peter and Janet Iredell ATF Balagundi Super Fund
Account No. I00000404

Distribution income details

Fund	Distribution rate (Dollars per unit)	Units held	Distribution Amount	Attribution Rate	Attribution Amount
Ironbark Karara Australian Small Companies Fund	0.43886800	41,868.60	\$ 18,374.80	0.44713100	\$ 18,720.76
Total distribution amount			18,374.80		18,720.76

Distribution details

Fund	Distribution amount	TFN tax deducted	Withholding / non-resident income tax	Net distribution paid
Ironbark Karara Australian Small Companies Fund	\$ 18,374.80	\$ 0.00	\$ 0.00	\$ 18,374.80
Total	18,374.80	0.00	0.00	18,374.80

Distribution Payment Details

As instructed, the net distribution paid has been reinvested in the following fund(s);

Fund	Net distribution paid (as above)	Reinvestment Unit price	Reinvestment date	Units issued	Total units held after reinvestment
	\$	\$			
Ironbark Karara Australian Small Companies Fund	18,374.80	2.2647	30/06/2022	8,113.57	49,982.17

The calculations shown on this statement may contain minor differences due to rounding.

To assist you in completing your tax return at the end of the financial year, we will provide you with an annual taxation statement in July of each year that provides the final details of the taxable components of the distribution for the full financial year. We recommend you seek your own professional advice on the taxation implications of investing in the fund(s).

Please retain this statement for income tax purposes



Ironbark Asset Management (Fund Services) Ltd
 ABN: 63 116 232 154 AFSL: 298626

a. C/O State Street Australia Limited – Unit Registry
 Level 14, 420 George Street
 Sydney NSW 2000
 f. 02 9323 6411

Client Services:
 t. 1800 034 402
 e. client.services@ironbarkam.com
 w. www.ironbarkam.com

Peter and Janet Iredell
 ATF Balagundi Super Fund
 Attn: Peter Iredell
 50 Sugars Road
 BELLBOWRIE QLD 4070

AMIT Member ANNUAL TAX STATEMENT
01 July 2021 to 30 June 2022

Ironbark Karara Australian Small Companies Fund

PART A: YOUR DETAILS

Account Name:	Peter and Janet Iredell ATF Balagundi Super Fund
Investor Type:	Super Fund
TFN/ABN Status:	Provided
Tax Residence:	Australia

PART B: SUMMARY OF 2022 TAX RETURN
(Supplementary Section) Items

Tax Return for Individuals - (Supplementary Section)	Amount (\$)	Tax Return Label
Share of Net Income from Trusts, Less Net Capital Gains, Foreign Income and Franked Distributions	36.27	13U
Franked Distribution from Trusts	868.71	13C
Other Deductions Relating to Non-Primary Production Income	0.00	13Y
Share of Franking Credits from Franked Dividends	482.05	13Q
Share of Credit for TFN Amounts Withheld from Interest, Dividends and Trust Distributions	0.00	13R
Share of Credit for Tax Paid by Trustee	0.00	13S
Early Stage Venture Capital Limited Partnership Tax Offsets	0.00	T8K
Early Stage Investor Tax Offsets	0.00	T9L
Net Capital Gain	9,187.40	18A
Total Current Year Capital Gains	18,374.80	18H
Credit for Foreign Resident Capital Gains Withholding Amounts	0.00	18X
CFC Income	0.00	19K
Other Net Foreign Source Income	31.64	20M
Assessable Foreign Source Income	31.64	20E
Australian Franking Credits from a New Zealand Company	0.00	20F
Foreign Income Tax Offsets*	0.00	20O

Additional capital gains information	
Capital Gains - Discount Method (Grossed Up Amount)	18,374.80
Capital Gains - Indexation Method	0.00
Capital Gains - Other Method	0.00
Total Current Year Capital Gains	18,374.80

AMIT Member ANNUAL TAX STATEMENT
01 July 2021 to 30 June 2022

PART C Components of an Attribution	Cash Distribution \$	Tax Paid or Tax Offset \$	Attribution (Taxable Amount) \$
Australian Income			
Interest	1.50		1.50
Interest - Not Subject to NR WHT	0.00		0.00
Dividends - Unfranked CFI	18.28		18.28
Dividends - Unfranked	15.32		15.32
Other Taxable Australian Income	0.00		0.00
NCMI (Aust Source Income)	0.04		0.04
Excl NCMI (Aust Source Income)	1.13		1.13
Clean Building MIT Income	0.00		0.00
Non Primary Production Income (A)	36.27		36.27
Dividends – Franked	386.66	482.05	868.71
Capital Gains			
Capital Gains - Discount Method TAP	0.00		0.00
Capital Gains - Discount Method NTAP	9,187.40	0.00	9,187.40
TAP NCMI Capital Gain - Discounted	0.00		0.00
TAP Excl NCMI Cap Gain - Discounted	0.00		0.00
NTAP NCMI Cap Gain - Discounted	0.00		0.00
NTAP Excl NCMI Cap Gain - Discounted	0.00		0.00
TAP Cin Bid MIT Cap Gain - Discounted	0.00		0.00
TAP AffHse Cap Gain - Discounted	0.00		0.00
Capital Gains - Indexation Method TAP	0.00		0.00
Capital Gains - Indexation Method NTAP	0.00	0.00	0.00
Capital Gains - Other Method TAP	0.00		0.00
Capital Gains - Other Method NTAP	0.00	0.00	0.00
TAP NCMI Capital Gain - Other	0.00		0.00
TAP Excl NCMI Cap Gain - Other	0.00		0.00
NTAP NCMI Cap Gain - Other	0.00		0.00
NTAP Excl NCMI Cap Gain - Other	0.00		0.00
TAP Cin Bid MIT Cap Gain - Other	0.00		0.00
Net Capital Gain	9,187.40		9,187.40
AMIT CGT Gross Up Amount			9,187.40
Total Current Year Capital Gains (B)	9,187.40		18,374.80
Foreign Income			
Other Net Foreign Source Income	31.64	0.00	31.64
Australian Franking Credits from a NZ Company		0.00	0.00
Assessable Foreign Source Income	31.64		31.64
CFC Income	0.00		0.00
Total Foreign Incomes (C)	31.64		31.64
Tax Offsets			
Foreign Resident Capital Gains Withholding Credits		0.00	
ESVCLP Tax Offset		0.00	
Early Stage Investor Tax Offset		0.00	

Australian Franking Credits from a NZ Company		0.00	
Franking Credit Tax Offset		482.05	
Foreign Income Tax Offset		0.00	
NTAP Discounted Offset		0.00	
NTAP Index Offset		0.00	
NTAP Other Method Offset		0.00	
Total Tax Offsets (D)		482.05	
Other Non-Assessable Amounts			
Tax Exempt Amount	0.00		
CGT Concession Amount	9,187.40		
Other Non-Attributable Amount	0.00		
Other Non-Assessable Non-Exempt Amount	0.00		
Return of Capital	0.00		
Non-Assessable Non-Exempt Income	0.00		
Gross Cash Distribution (G)	18,829.37		
Other Amounts Deducted from Trust Distribution			
TFN Withholding Tax Deducted	0.00		
Non-Resident Withholding Tax Deducted	0.00		
Net Cash Distribution	18,829.37		
AMIT Cost Base Adjustments			
Net AMIT Cost Base Amount - Excess			0.00
Net AMIT Cost Base Amount - Shortfall			0.00

Please retain this statement for income tax purposes

This summary has been prepared for resident individual investors. If you have any questions regarding your own particular taxation position, we recommend you seek professional tax advice. This statement should not be read as giving taxation advice.

*If your total foreign income tax offset from all sources for the year is \$1,000 or less, then you can claim this amount in full. Otherwise, you will need to refer to the Publication Guide to Foreign Income tax offset rules (NAT 72923) to work out your entitlements.



Ironbark Asset Management (Fund Services) Ltd
ABN: 63 116 232 154 AFSL: 298626

a. C/O State Street Australia Limited - Unit Registry
Level 14, 420 George Street
Sydney NSW 2000
f. 02 9323 6411

Client Services:
t. 1800 034 402
e. client.services@ironbarkam.com
w. www.ironbarkam.com

Peter and Janet Iredell
ATF Balagundi Super Fund
Attn: Peter Iredell
50 Sugars Road
BELLBOWRIE QLD 4070

STATEMENT OF ACCOUNT

STATEMENT PERIOD: 30/06/2022-30/06/2022

ACCOUNT NUMBER: I00000404

Page 1 / 2

ACCOUNT NAME: Peter and Janet Iredell ATF Balagundi Super Fund

FUND SUMMARY

FUND DESCRIPTION	\$ PRICE PER UNIT	UNITS OWNED	MARKET VALUE
	30/06/2022 Redemption	30/06/2022	30/06/2022
Ironbark Renaissance Australian Small Companies Fund	2.26010	49,982.1737	112,964.71
TOTAL MARKET VALUE			112,964.71



Ironbark Asset Management (Fund Services) Ltd
ABN: 63 116 232 154 AFSL: 298626

a. C/O State Street Australia Limited - Unit Registry
Level 14, 420 George Street
Sydney NSW 2000
f. 02 9323 6411

Client Services:
t. 1800 034 402
e. client.services@ironbarkam.com
w. www.ironbarkam.com

Peter and Janet Iredell
ATF Balagundi Super Fund
Attn: Peter Iredell
50 Sugars Road
BELLBOWRIE QLD 4070

ACCOUNT NUMBER: I00000404

Page 2 / 2

TRANSACTION SUMMARY

TRADE DATE	TRANSACTION DESCRIPTION	PRICE	UNITS	AMOUNT
Ironbark Renaissance Australian Small Companies Fund				
30-06-22	BALANCE FORWARD	2.26010	41,868.6046	94,627.23
30-06-22	Total Distribution	2.26470	8,113.5691	18,374.80
30-06-22	Transaction Fee	0.00000	0.0000	616.75
	TOTAL UNITS OWNED		49,982.1737	



Ironbark Asset Management (Fund Services) Ltd
ABN: 63 116 232 154 AFSL: 298626

a. C/O State Street Australia Limited - Unit Registry
Level 14, 420 George Street
Sydney NSW 2000
f. 02 9323 6411

Client Services:
t. 1800 034 402
e. client_services@ironbarkam.com
w. www.ironbarkam.com

Peter and Janet Iredell
ATF Balagundi Super Fund
Attn: Peter Iredell
50 Sugars Road
BELLBOWRIE QLD 4070

ACCOUNT NUMBER: I00000404

Page 2 / 2

TRANSACTION SUMMARY

TRADE DATE	TRANSACTION DESCRIPTION	PRICE	UNITS	AMOUNT
Ironbark Renaissance Australian Small Companies Fund				
01-07-22	BALANCE FORWARD	2.26640	49,982.1737	113,279.60
	TOTAL UNITS OWNED		49,982.1737	

23900 - Dividends Received

2022 Financial Year

Preparer Jelly Cadiang

Reviewer Steven Lee

Status Completed

Account Code	Description	CY Balance	LY Balance	Change
FPH.AX	Fisher & Paykel Healthcare Corporation Limited	(\$5,865.33)	(\$4,756.00)	23.32%
SRV.AX	Servcorp Limited	(\$2,850.00)	(\$2,700.00)	5.56%
WPP.AX	WPP Aunz Ltd		(\$6,210.80)	100%
TOTAL		CY Balance	LY Balance	
		(\$8,715.33)	(\$13,666.80)	

Supporting Documents

- Dividend Reconciliation Report [Report](#)
- Investment Income Comparison Report [Report](#)
- Dividends.pdf [FPH.AX](#)

Standard Checklist

- Attach copies of all dividend statements
- Attach copy of Dividend Reconciliation Report
- Attach copy of Investment Income Comparison Report

Balagundi Super Fund

Dividend Reconciliation Report

For The Period 01 July 2021 - 30 June 2022

Date	Net Payment Received	Australian Income			Foreign Income			Withheld		
		Unfranked	Franked	Franking Credits	Foreign Income	Foreign Credits	NZ Credits	TFN Withheld	Non-Resident	LIC Deduction
Shares in Listed Companies (Australian)										
FPH.AX Fisher & Paykel Healthcare Corporation Limited										
07/07/2021	3,272.90	0.00	0.00	0.00	3,272.90	577.57				
15/12/2021	2,592.43				2,592.43	457.49				
	5,865.33	0.00	0.00	0.00	5,865.33	1,035.06				
SRV.AX Servcorp Limited										
07/10/2021	1,350.00	1,350.00	0.00	0.00						
06/04/2022	1,500.00	1,500.00	0.00	0.00						
	2,850.00	2,850.00	0.00	0.00						
	8,715.33	2,850.00	0.00	0.00	5,865.33	1,035.06				

Balagundi Super Fund
Dividend Reconciliation Report

For The Period 01 July 2021 - 30 June 2022

Date	Net Payment Received	Australian Income			Foreign Income			Withheld		
		Unfranked	Franked	Franking Credits	Foreign Income	Foreign Credits	NZ Credits	TFN Withheld	Non-Resident	LIC Deduction
TOTAL	8,715.33	2,850.00	0.00	0.00	5,865.33	1,035.06				

Tax Return Reconciliation

	Totals	Tax Return Label
Unfranked	2,850.00	J
Franked Dividends	0.00	K
Franking Credits	0.00	L

Balagundi Super Fund

Investment Income Comparison Report

As at 30 June 2022

Investment	Ledger Data			ASX & UUT Data							
	Transaction Date	Income Amount	Franking Credit	Date Payable	Ex Div/Dist Date	Units On Hand	45 Day Qualified	Amount per share/unit	Estimated Income	Estimated Franking*	
Reconciled											
Shares in Listed Companies (Australian)											
SRV.AX	Servcorp Limited	07/10/2021	1,350.00	0.00	07/10/2021	01/09/2021	15,000.00	15,000.00	0.0900	1,350.00	0.00
SRV.AX	Servcorp Limited	06/04/2022	1,500.00	0.00	06/04/2022	08/03/2022	15,000.00	15,000.00	0.1000	1,500.00	0.00
FOR.AX	Forager Australian Shares Fund	17/01/2022	4,453.20		17/01/2022	30/12/2021	111,330.00	111,330.00	0.0400	4,453.20	0.00
FOR.AX	Forager Australian Shares Fund	30/06/2022	8,349.75	799.99							
FOR.AX	Forager Australian Shares Fund				21/07/2022	29/06/2022	111,330.00	111,330.00	0.0750	8,349.75	0.00
			15,652.95	799.99					0.3050	15,652.95	0.00
Unreconciled											
Shares in Listed Companies (Australian)											
FPH.AX	Fisher & Paykel Healthcare Corporation Limited	07/07/2021	3,272.90	0.00	07/07/2021	24/06/2021	16,000.00	16,000.00	0.2046	3,272.90	0.00
FPH.AX	Fisher & Paykel Healthcare Corporation Limited	15/12/2021	2,592.43		15/12/2021	02/12/2021	16,000.00	16,000.00	0.1784	2,853.84	0.00
			5,865.33	0.00					0.3829	6,126.74	0.00
Units in Unlisted Unit Trusts (Australian)											
SHYBIRONBA	Ironbark Karara Aust Small Companies Fund	31/12/2021	454.57								
SHYBIRONBA	Ironbark Karara Aust Small Companies Fund	30/06/2022	18,374.80	482.05							
			18,829.37	482.05							
			40,347.65	1,282.04					0.6879	21,779.69	0.00

*Franking credit is estimated using 45 day qualified units. The estimation might not be accurate for preference shares and hedging arrangements.

Payment Advice



Fisher & Paykel HEALTHCARE

All Registry communications to:

C/- Link Market Services Limited
Locked Bag A14, Sydney South, NSW, 1235
Telephone: 1300 554 474
Issuer Code: FPH
Email: registrars@linkmarketservices.com.au
Website: www.linkmarketservices.com.au

FISHER & PAYKEL HEALTHCARE CORPORATION LIMITED ABN: 69 098 026 281

MR PETER DAWBORN IREDELL & MRS JANET WILLA IREDELL
<BALAGUNDI SUPER FUND A/C>
50 SUGARS ROAD
ANSTEAD QLD
4070

DIVIDEND STATEMENT

Reference No.: X*****1625
Payment Date: 15 December 2021
Record Date: 03 December 2021

Security Description	Dividend Rate per Share	Participating Holding	Dividend Declared	Imputation Tax Credit	Supplementary Dividend	Gross Taxable Dividend
FPH - FULLY PAID ORDINARY SHARES	\$0.17	16,000	\$2,720.00	\$577.78	\$480.00	\$3,200.00
			Less Non-Resident Withholding Tax		\$480.00	
			Net Amount		NZD 2,720.00	
			Represented By:			
			Direct Credit amount		AUD 2,592.43	

BANKING INSTRUCTIONS

In accordance with your instructions the amount of AUD 2,592.43 (NZD 2,720.00 using an exchange rate of 0.9531) was direct credited to the bank account detailed below:

WESTPAC BANK

BALAGUNDI SU
BSB: 034-055 ACC: **5617

All amounts are expressed in New Zealand Dollars unless otherwise stated.
The payment amount has been converted into AUD at the exchange rate of NZD\$1.00 = AUD\$0.9531.
The dividend tax rate for New Zealand residents is 33%. Imputation Credits generally apply to New Zealand Tax Residents only. Elected tax rates apply to interest payments only. Resident Withholding Tax deducted is the required residual tax payable after taking the attached Imputation Credits into consideration.
Supplementary dividend payments apply only to non-resident investors.
Please retain this Payment Advice & Tax Certificate for tax purposes.

MR PETER DAWBORN IREDELL &
MRS JANET WILLA IREDELL
<BALAGUNDI SUPER FUND A/C>
50 SUGARS ROAD
ANSTEAD QLD 4070Reference Number: S00027900488
TFN/ABN Status: Quoted
Subregister: CHES
Record Date: 02/09/2021
Payment Date: 07/10/2021

Dividend Statement

Payment Description: Final Dividend for the period ended 30 June 2021

Security Class: Fully Paid Ordinary Shares

ASX Code: SRV

Number of shares held at Record Date	Dividend Rate per share	Gross Dividend	Withholding Tax ¹	Net Dividend Credited	Franked Amount ²	Unfranked Amount ³	Franking Credit
15,000	9 cents	\$1,350.00	Nil	\$1,350.00	Nil	\$1,350.00	Nil

- This withholding tax applies to you if the dividend amount is partially or totally unfranked and you are a:
 - resident of Australia and your TFN or ABN has not been recorded by the share registry. TFN withholding tax is deducted from the gross unfranked portion of the dividend at the highest marginal tax rate applying to personal income; or
 - non-resident of Australia. Non-resident withholding tax (30%) is deducted from the gross unfranked portion of the dividend unless you are a resident of a country which has entered into a Double Taxation Agreement with Australia. In that case a lower rate (generally 15%) may apply.
- This dividend is 0% franked.
- Please note that the unfranked portion of the dividend is conduit foreign income and is therefore free from Australian dividend withholding tax where paid to non-Australian residents.

Direct Credit Instruction

The total net payment has been paid in accordance with your instructions as shown below:

Bank Domicile:	AUS	Receipt Currency:	AUD
Bank Account Type:	Domestic	Amount Deposited:	\$1,350.00
Bank Code:	034-055		
Account Number:	***617		
Exchange Rate:	N/A		

Please check the above details are correct and the payment has been credited to your account.

Please retain this statement for taxation purposes



MR PETER DAWBORN IREDELL &
MRS JANET WILLA IREDELL
<BALAGUNDI SUPER FUND A/C>
50 SUGARS ROAD
ANSTEAD QLD 4070

Reference Number: S00027900488
TFN/ABN Status: Quoted
Subregister: CHESS
Record Date: 09/03/2022
Payment Date: 06/04/2022

Dividend Statement

Payment Description: Interim Dividend for the period ended 31 December 2021
Security Class: Fully Paid Ordinary Shares

ASX Code: SRV

Number of shares held at Record Date	Dividend Rate per share	Gross Dividend	Withholding Tax ¹	Net Dividend Credited	Franked Amount ²	Unfranked Amount ³	Franking Credit
15,000	10 cents	\$1,500.00	Nil	\$1,500.00	Nil	\$1,500.00	Nil

- This withholding tax applies to you if the dividend amount is partially or totally unfranked and you are a:
 - resident of Australia and your TFN or ABN has not been recorded by the share registry. TFN withholding tax is deducted from the gross unfranked portion of the dividend at the highest marginal tax rate applying to personal income; or
 - non-resident of Australia. Non-resident withholding tax (30%) is deducted from the gross unfranked portion of the dividend unless you are a resident of a country which has entered into a Double Taxation Agreement with Australia. In that case a lower rate (generally 15%) may apply.
- This dividend is 0% franked.
- Please note that the unfranked portion of the dividend is conduit foreign income and is therefore free from Australian dividend withholding tax where paid to non-Australian residents.

Direct Credit Instruction

The total net payment has been paid in accordance with your instructions as shown below:

Bank Domicile: AUS	Receipt Currency: AUD
Bank Account Type: Domestic	Amount Deposited: \$1,500.00
Bank Code: 034-055	
Account Number: ***617	
Exchange Rate: N/A	

Please check the above details are correct and the payment has been credited to your account.

Please retain this statement for taxation purposes

24700 - Changes in Market Values of Investments

2022 Financial Year

Preparer Jelly Cadiang

Reviewer Steven Lee

Status Completed

Account Code	Description	CY Balance	LY Balance	Change
24700	Changes in Market Values of Investments	\$282,295.92	(\$60,184.39)	(569.05)%
TOTAL		CY Balance	LY Balance	
		\$282,295.92	(\$60,184.39)	

Supporting Documents

- Realised Capital Gain Report [Report](#)
- Net Capital Gains Reconciliation [Report](#)
- Market Movement [Report](#)

Standard Checklist

- Attach copies of Source Documentation (Contract Notes, Broker Statements, Chess Statements, Contracts of Sale, Managed Fund Statements etc)
- Attach copy of Market Movement report
- Attach copy of Net Capital Gains Reconciliation
- Attach copy of Realised Capital Gain Report
- Ensure all Asset Disposals have been entered
- Ensure all Market Values have been entered for June 30
- Ensure all Tax Deferred Distributions have been entered

Balagundi Super Fund

Market Movement Report

As at 30 June 2022

Investment	Date	Description	Unrealised				Realised			Total
			Units	Accounting Cost Movement	Market Movement	Depreciation	Balance	Consideration	Accounting Cost Base	
FOR.AX - Forager Australian Shares Fund										
	01/07/2021	Opening Balance	111,330.00	0.00	0.00	0.00	181,467.90	0.00	0.00	0.00
	30/06/2022	Revaluation	0.00	0.00	(47,871.90)	0.00	133,596.00	0.00	0.00	0.00
	30/06/2022		111,330.00	0.00	(47,871.90)	0.00	133,596.00	0.00	0.00	0.00
FPH.AX - Fisher & Paykel Healthcare Corporation Limited										
	01/07/2021	Opening Balance	16,000.00	0.00	0.00	0.00	462,720.00	0.00	0.00	0.00
	30/06/2022	Revaluation	0.00	0.00	(177,280.00)	0.00	285,440.00	0.00	0.00	0.00
	30/06/2022		16,000.00	0.00	(177,280.00)	0.00	285,440.00	0.00	0.00	0.00
SHYBIRONBA - Ironbark Karara Aust Small Companies Fund										
	01/07/2021	Opening Balance	41,746.49	0.00	0.00	0.00	148,279.34	0.00	0.00	0.00
	31/12/2021	Purchase	122.11	454.57	0.00	0.00	148,733.91	0.00	0.00	0.00
	30/06/2022	Purchase	8,113.57	18,374.80	0.00	0.00	167,108.71	0.00	0.00	0.00
	30/06/2022	Revaluation	0.00	0.00	(54,144.02)	0.00	112,964.69	0.00	0.00	0.00
	30/06/2022		49,982.17	18,829.37	(54,144.02)	0.00	112,964.69	0.00	0.00	0.00
SRV.AX - Servcorp Limited										
	01/07/2021	Opening Balance	15,000.00	0.00	0.00	0.00	52,500.00	0.00	0.00	0.00
	30/06/2022	Revaluation	0.00	0.00	(3,000.00)	0.00	49,500.00	0.00	0.00	0.00
	30/06/2022		15,000.00	0.00	(3,000.00)	0.00	49,500.00	0.00	0.00	0.00
Total Market Movement					(282,295.92)				0.00	(282,295.92)

Balagundi Super Fund**Capital Gains Reconciliation Report**

For The Period 01 July 2021 - 30 June 2022

	Total	Discounted	Indexed	Other	Notional
Losses available to offset					
Carried forward from prior losses	0.00				
Carried forward from prior losses - Collectables	0.00				
Current year capital losses	0.00				
Current year capital losses - Collectables	0.00				
Total Losses Available	0.00				
Total Losses Available - Collectables	0.00				
Capital Gains					
Capital gains from disposal of assets	0.00	0.00	0.00	0.00	0.00
Capital gains from disposal of assets - Collectables	0.00	0.00	0.00	0.00	0.00
Capital gains from trust distributions	41,787.06	41,787.06	0.00	0.00	0.00
Capital Gains Before Losses applied	41,787.06	41,787.06	0.00	0.00	0.00
Losses and discount applied					
Losses applied	0.00	0.00	0.00	0.00	0.00
Losses applied - Collectables	0.00	0.00	0.00	0.00	0.00
Capital gains after losses applied	41,787.06	41,787.06	0.00	0.00	0.00
Capital gains after losses applied - Collectables	0.00	0.00	0.00	0.00	0.00
CGT Discount applied	13,929.02				
CGT Discount applied - Collectables	0.00				

Balagundi Super Fund

Capital Gains Reconciliation Report

For The Period 01 July 2021 - 30 June 2022

	Total	Discounted	Indexed	Other	Notional
Net Capital Gain					
Net capital gain	27,858.04				
Net capital gain - Collectables	0.00				
Total Net Capital Gain (11A)	27,858.04				
Net Capital Losses Carried Forward to later income					
Net Capital Losses Carried Forward to later income years	0.00				
Net Capital Losses Carried Forward to later income years - Collectables	0.00				
Total Net Capital Losses Carried Forward to later income years (14V)	0.00				

Note

Refer to Realised Gains Report for details of Disposals at a Security level

Refer to Distribution Reconciliation Report for Trust Distribution details at a Security level

Balagundi Super Fund

Realised Capital Gains Report

For The Period 01 July 2021 - 30 June 2022

Investment		Accounting Treatment				Tax Treatment						
Purchase Contract Date	Disposal Contract Date	Units	Cost	Proceeds	Accounting Profit/(Loss)	Adjusted Cost Base	Reduced Cost Base	Indexed Cost Base	Indexed Gains	Discounted Gains (Gross)	Other Gains	Capital Loss
Shares in Listed Companies (Australian)												
FOR.AX - Forager Australian Shares Fund												
		0.00	0.00	0.00	0.00	0.00	0.00	0.00	0.00	23,412.26	0.00	0.00
		0.00	0.00	0.00	0.00	0.00	0.00	0.00	0.00	23,412.26	0.00	0.00
		0.00	0.00	0.00	0.00	0.00	0.00	0.00	0.00	23,412.26	0.00	0.00
Units in Unlisted Unit Trusts (Australian)												
SHYBIRONBA - Ironbark Karara Aust Small Companies Fund												
		0.00	0.00	0.00	0.00	0.00	0.00	0.00	0.00	18,374.80	0.00	0.00
		0.00	0.00	0.00	0.00	0.00	0.00	0.00	0.00	18,374.80	0.00	0.00
		0.00	0.00	0.00	0.00	0.00	0.00	0.00	0.00	18,374.80	0.00	0.00
		0.00	0.00	0.00	0.00	0.00	0.00	0.00	0.00	41,787.06	0.00	0.00

25000 - Interest Received

2022 Financial Year

Preparer Jelly Cadiang

Reviewer Steven Lee

Status Completed

Account Code	Description	CY Balance	LY Balance	Change
WBC245617	Westpac Business Flexi account		(\$0.02)	100%
TOTAL		CY Balance	LY Balance	
			(\$0.02)	

Supporting Documents

No supporting documents

Standard Checklist

- Attach Interest Reconciliation Report
- Ensure all interest has been recorded from Bank Statements
- Review Statements to ensure all TFN withheld has been input

30100 - Accountancy Fees

2022 Financial Year

Preparer Jelly Cadiang

Reviewer Steven Lee

Status Completed

Account Code	Description	CY Balance	LY Balance	Change
30100	Accountancy Fees	\$550.00	\$620.00	(11.29)%
TOTAL		CY Balance	LY Balance	
		\$550.00	\$620.00	

Supporting Documents

- General Ledger [Report](#)
- INV-0386 (1).pdf [30100](#)

Standard Checklist

- Attach all source documentation
- Ensure all Transactions have been entered

Balagundi Super Fund

General Ledger

As at 30 June 2022

Transaction Date	Description	Units	Debit	Credit	Balance \$
Accountancy Fees (30100)					
<u>Accountancy Fees (30100)</u>					
16/11/2021	Withdrawal/Cheque 200034		50.00		50.00 DR
21/02/2022	Withdrawal/Cheque 200035		500.00		550.00 DR
			550.00		550.00 DR

Total Debits: 550.00

Total Credits: 0.00



TAX INVOICE

Balagundi Super

Invoice Date

2 Feb 2022

Invoice Number

INV-0386

ABN

60 061 126 663

SuperHelp Australia
PTY LTD
PO Box 1906
MACQUARIE
CENTRE NSW 2113
AUSTRALIA

Item	Description	Quantity	Unit Price	GST	Amount AUD
EOY	SMSF Annual Administration	1.00	1,100.00	10%	1,100.00
DEPO	Deposit	1.00	(600.00)	10%	(600.00)
INCLUDES GST 10%					45.45
TOTAL AUD					500.00
Less Amount Paid					500.00
AMOUNT DUE AUD					0.00

Due Date: 16 Feb 2022

Please pay the balance of our fees by direct credit into our bank account.

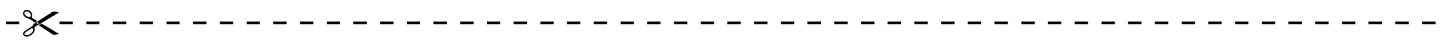
OUR BANK DETAILS (Use your name or your SMSF name as the reference):

Account Name: Superhelp Australia Pty Ltd

Bank: Commonwealth Bank

BSB: 06 2099

Account Number: 1041 7929



PAYMENT ADVICE

To: SuperHelp Australia PTY LTD
PO Box 1906
MACQUARIE CENTRE NSW 2113
AUSTRALIA

Customer Balagundi Super
Invoice Number INV-0386

Amount Due **0.00**
Due Date 16 Feb 2022

Amount Enclosed

Enter the amount you are paying above

30400 - ATO Supervisory Levy

2022 Financial Year

Preparer Jelly Cadiang

Reviewer Steven Lee

Status Completed

Account Code	Description	CY Balance	LY Balance	Change
30400	ATO Supervisory Levy	\$259.00	\$259.00	0%
TOTAL		CY Balance	LY Balance	
		\$259.00	\$259.00	

Supporting Documents

- General Ledger [Report](#)

Standard Checklist

- Attach all source documentation
- Ensure all Transactions have been entered

Balagundi Super Fund
General Ledger

As at 30 June 2022

Transaction Date	Description	Units	Debit	Credit	Balance \$
ATO Supervisory Levy (30400)					
<u>ATO Supervisory Levy (30400)</u>					
09/03/2022	Deposit Ato Ato001100015643465		259.00		259.00 DR
			259.00		259.00 DR

Total Debits: 259.00

Total Credits: 0.00

30700 - Auditor's Remuneration

2022 Financial Year

Preparer Jelly Cadiang

Reviewer Steven Lee

Status Completed

Account Code	Description	CY Balance	LY Balance	Change
30700	Auditor's Remuneration	\$550.00	\$450.00	22.22%
TOTAL		CY Balance	LY Balance	
		\$550.00	\$450.00	

Supporting Documents

- General Ledger [Report](#)
- Invoice X19352.pdf [30700](#)

Standard Checklist

- Attach all source documentation
- Ensure all Transactions have been entered

Balagundi Super Fund

General Ledger

As at 30 June 2022

Transaction Date	Description	Units	Debit	Credit	Balance \$
Auditor's Remuneration (30700)					
Auditor's Remuneration (30700)					
16/11/2021	Withdrawal/Cheque 200034		550.00		550.00 DR
			550.00		550.00 DR

Total Debits: 550.00

Total Credits: 0.00

Invoice Date 31 Jan 2022
Invoice Number X19352
Due Date 14 Feb 2022

SuperHelp Australia Pty Ltd
Attention: Sandra
PO Box 1906
MACQUARIE CENTRE NSW 2113

TAX INVOICE

Description	Amount
Preparation of SMSF Audit on behalf of the following Superannuation Fund: Balagundi Super Fund for the year ended 30 June 2021.	
Subtotal	500.00
Total GST 10%	50.00
Invoice Total AUD	550.00
Total Net Payments AUD	0.00
Amount Due AUD	550.00

Payment Advice



DIRECT CREDIT (EFT)

Account Name: **Gold Group Consulting**
BSB: **484 799** Account No.: **20423 2240**
Please quote the invoice number(s) as a reference.



by mail

Detach this section and mail your cheque to:

Gold Group Consulting
PO Box 428
Southport QLD 4215
Australia

Client: SuperHelp Australia Pty Ltd

Invoice No : X19352
Amount Due: \$ 550.00
Due Date: 14 Feb 2022



CHARTERED ACCOUNTANTS - SINCE 1969

31500 - Bank Charges

2022 Financial Year

Preparer Jelly Cadiang

Reviewer Steven Lee

Status Completed

Account Code	Description	CY Balance	LY Balance	Change
31500	Bank Charges	\$7.50	\$8.00	(6.25)%
TOTAL		CY Balance	LY Balance	
		\$7.50	\$8.00	

Supporting Documents

- General Ledger [Report](#)

Standard Checklist

- Attach all source documentation
- Ensure all Transactions have been entered

Balagundi Super Fund General Ledger

As at 30 June 2022

Transaction Date	Description	Units	Debit	Credit	Balance \$
Bank Charges (31500)					
<u>Bank Charges (31500)</u>					
02/08/2021	Transaction Fee		1.50		1.50 DR
01/11/2021	Transaction Fee		0.50		2.00 DR
01/12/2021	Transaction Fee		1.00		3.00 DR
04/01/2022	Transaction Fee		0.50		3.50 DR
01/02/2022	Transaction Fee		1.00		4.50 DR
01/03/2022	Transaction Fee		1.00		5.50 DR
01/04/2022	Transaction Fee		1.00		6.50 DR
02/05/2022	Transaction Fee		1.00		7.50 DR
			7.50		7.50 DR

Total Debits: 7.50

Total Credits: 0.00

46000 - Benefits Paid/Transfers Out

2022 Financial Year

Preparer Jelly Cadiang

Reviewer Steven Lee

Status Completed

Account Code	Description	CY Balance	LY Balance	Change
IREPET00002A	(Benefits Paid/Transfers Out) Iredell, Peter Dawborn - Accumulation (Accumulation)	\$16,000.00	\$26,400.00	(39.39)%
TOTAL		CY Balance	LY Balance	
		\$16,000.00	\$26,400.00	

Supporting Documents

- General Ledger [Report](#)

Standard Checklist

- Attach appropriate documentation in case of death or disability benefits or marriage breakdown
- Attach copies of Minutes, Rollover Benefits Statement, Lump Sum Payment form etc
- Ensure benefit calculated in accordance with Trust Deed

Balagundi Super Fund

General Ledger

As at 30 June 2022

Transaction Date	Description	Units	Debit	Credit	Balance \$
Benefits Paid/Transfers Out (46000)					
<u>(Benefits Paid/Transfers Out) Iredell, Peter Dawborn - Accumulation (IREPET00002A)</u>					
23/07/2021	Withdrawal Online 1919914 Tfr Low Rate Ma		6,000.00		6,000.00 DR
22/03/2022	Withdrawal Online 1521832 Tfr Low Rate Ma		5,000.00		11,000.00 DR
07/04/2022	Withdrawal Online 1675317 Tfr Low Rate Ma		5,000.00		16,000.00 DR
			16,000.00		16,000.00 DR

Total Debits: 16,000.00

Total Credits: 0.00

48500 - Income Tax Expense

2022 Financial Year

Preparer Jelly Cadiang

Reviewer Steven Lee

Status Completed

Account Code	Description	CY Balance	LY Balance	Change
48500	Income Tax Expense	\$3,374.75	(\$3,799.38)	(188.82)%
TOTAL		CY Balance	LY Balance	
		\$3,374.75	(\$3,799.38)	

Supporting Documents

No supporting documents

49000 - Profit/Loss Allocation Account

2022 Financial Year

Preparer Jelly Cadiang

Reviewer Steven Lee

Status Completed

Account Code	Description	CY Balance	LY Balance	Change
49000	Profit/Loss Allocation Account	(\$262,689.52)	\$67,314.85	(490.24)%
TOTAL		CY Balance	LY Balance	
		(\$262,689.52)	\$67,314.85	

Supporting Documents

No supporting documents

50000 - Members

2022 Financial Year

Preparer Jelly Cadiang

Reviewer Steven Lee

Status Completed

Account Code	Description	Opening Balance	Contribution Income	Earnings	Member Payments	Tax & Fees	Closing Balance	Change
IREPET00002A	Iredell, Peter Dawborn - Accumulation (Accumulation)	(\$853,836.83)		\$240,987.42	\$16,000.00	\$5,702.10	(\$591,147.31)	(30.77)%
TOTAL		Opening Balance	Contribution Income	Earnings	Member Payments	Tax & Fees	Closing Balance	
		(\$853,836.83)		\$240,987.42	\$16,000.00	\$5,702.10	(\$591,147.31)	

Supporting Documents

- Members Summary [Report](#)
- Members Statements [Report](#)

Standard Checklist

- Attach copies of Members Statements

Balagundi Super Fund

Members Statement

Peter Dawborn Iredell
 50 Sugars Road
 Bellbowrie, Queensland, 4070, Australia

Your Details

Date of Birth :	Provided	Nominated Beneficiaries:	N/A
Age:	86	Nomination Type:	N/A
Tax File Number:	Provided	Vested Benefits:	591,147.31
Date Joined Fund:	05/08/2009		
Service Period Start Date:			
Date Left Fund:			
Member Code:	IREPET00002A		
Account Start Date:	05/08/2009		
Account Phase:	Accumulation Phase		
Account Description:	Accumulation		

Your Balance

Total Benefits	591,147.31
<u>Preservation Components</u>	
Preserved	
Unrestricted Non Preserved	591,147.31
Restricted Non Preserved	
<u>Tax Components</u>	
Tax Free	
Taxable	591,147.31

Your Detailed Account Summary

	This Year	Last Year
Opening balance at 01/07/2021	853,836.83	786,521.98
<u>Increases to Member account during the period</u>		
Employer Contributions		
Personal Contributions (Concessional)		
Personal Contributions (Non Concessional)		
Government Co-Contributions		
Other Contributions		
Proceeds of Insurance Policies		
Transfers In		
Net Earnings	(240,987.42)	97,603.75
Internal Transfer In		
<u>Decreases to Member account during the period</u>		
Pensions Paid		
Contributions Tax		
Income Tax	5,702.10	3,888.90
No TFN Excess Contributions Tax		
Excess Contributions Tax		
Refund Excess Contributions		
Division 293 Tax		
Insurance Policy Premiums Paid		
Management Fees		
Member Expenses		
Benefits Paid/Transfers Out	16,000.00	26,400.00
Superannuation Surcharge Tax		
Internal Transfer Out		
Closing balance at 30/06/2022	591,147.31	853,836.83

Balagundi Super Fund
Members Statement

Trustee's Disclaimer

This statement has been prepared by the Trustee for the member whose name appears at the top of this statement. Every effort has been made by the Trustee to ensure the accuracy and completeness of this Statement. The Trustee does not accept any liability for any error, omission or misprint. All amounts shown in relation to benefits do not take into account any amounts which may be withheld to satisfy the requirements imposed by the Income Tax Assessment Act 1936.

Signed by all the trustees of the fund

Peter Dawborn Iredell
Trustee

Janet Willa Iredell
Trustee

Balagundi Super Fund

Members Statement

Janet Willa Iredell
 50 Sugars Road
 Bellbowrie, Queensland, 4070, Australia

Your Details

Date of Birth :	Provided	Nominated Beneficiaries:	N/A
Age:	85	Nomination Type:	N/A
Tax File Number:	Provided	Vested Benefits:	
Date Joined Fund:	05/08/2009	Total Death Benefit:	0.00
Service Period Start Date:		Current Salary:	0.00
Date Left Fund:		Previous Salary:	0.00
Member Code:	IREJAN00001A	Disability Benefit:	0.00
Account Start Date:	05/08/2009		
Account Phase:	Accumulation Phase		
Account Description:	Accumulation		

Your Balance

Total Benefits

Preservation Components

Preserved
 Unrestricted Non Preserved
 Restricted Non Preserved

Tax Components

Tax Free
 Taxable

Your Detailed Account Summary

	This Year	Last Year
Opening balance at 01/07/2021		
<u>Increases to Member account during the period</u>		
Employer Contributions		
Personal Contributions (Concessional)		
Personal Contributions (Non Concessional)		
Government Co-Contributions		
Other Contributions		
Proceeds of Insurance Policies		
Transfers In		
Net Earnings		
Internal Transfer In		
<u>Decreases to Member account during the period</u>		
Pensions Paid		
Contributions Tax		
Income Tax		
No TFN Excess Contributions Tax		
Excess Contributions Tax		
Refund Excess Contributions		
Division 293 Tax		
Insurance Policy Premiums Paid		
Management Fees		
Member Expenses		
Benefits Paid/Transfers Out		
Superannuation Surcharge Tax		
Internal Transfer Out		
Closing balance at 30/06/2022	0.00	0.00

Balagundi Super Fund
Members Statement

Trustee's Disclaimer

This statement has been prepared by the Trustee for the member whose name appears at the top of this statement. Every effort has been made by the Trustee to ensure the accuracy and completeness of this Statement. The Trustee does not accept any liability for any error, omission or misprint. All amounts shown in relation to benefits do not take into account any amounts which may be withheld to satisfy the requirements imposed by the Income Tax Assessment Act 1936.

Signed by all the trustees of the fund

Peter Dawborn Iredell
Trustee

Janet Willa Iredell
Trustee

Balagundi Super Fund

Members Summary

As at 30 June 2022

Opening Balances	Increases				Decreases					Closing Balance	
	Contributions	Transfers In	Net Earnings	Insurance Proceeds	Pensions Paid	Contributions Tax	Taxes Paid	Benefits Paid/Transfers Out	Insurance Premiums		Member Expenses
Peter Dawborn Iredell (Age: 86)											
IREPET00002A - Accumulation											
853,836.83			(240,987.42)				5,702.10	16,000.00			591,147.31
853,836.83			(240,987.42)				5,702.10	16,000.00			591,147.31
Janet Willa Iredell (Age: 85)											
IREJAN00001A - Accumulation											
853,836.83			(240,987.42)				5,702.10	16,000.00			591,147.31

60400 - Bank Accounts

2022 Financial Year

Preparer Jelly Cadiang

Reviewer Steven Lee

Status Completed

Account Code	Description	CY Balance	LY Balance	Change
ANZ900624321	ANZ Bank Account	\$4.54	\$4.54	0%
WBC245617	Westpac Business Flexi account	\$4,667.08	\$1,104.03	322.73%
TOTAL		CY Balance	LY Balance	
		\$4,671.62	\$1,108.57	

Supporting Documents

- Bank Statement Report [Report](#)
- Bank_stat_ANZ_321.pdf [ANZ900624321](#)
- Bank_stat_Westpac_617.pdf [WBC245617](#)

Standard Checklist

- Attach Copies of Bank Statements
- Attach copy of Bank Statement Report
- Ensure all Balances match Statement Balances at June 30
- Ensure all Transactions have been entered

Balagundi Super Fund
Bank Statement Report

For The Period 01 July 2021 to 30 June 2022

Chart Code: 60400 / ANZ900624321

Account Name: ANZ Bank Account

BSB and Account Number: 112233 900624321

Opening Balance	-	Total Debits	+	Total Credits	=	Closing Balance	Data Feed Used
\$ 4.54						\$ 4.54	

Date	Description	Debit	Credit	Ledger Balance	Statement Balance	Variance
		\$	\$	\$	\$	\$
01/07/2021	Opening Balance			4.54		
30/06/2022	CLOSING BALANCE			4.54		

Balagundi Super Fund Bank Statement Report

For The Period 01 July 2021 to 30 June 2022

Chart Code: 60400 / WBC245617
Account Name: Westpac Business Flexi account
BSB and Account Number: 034055 245617

Opening Balance	-	Total Debits	+	Total Credits	=	Closing Balance	Data Feed Used
\$ 1,104.03		\$ 17,420.50		\$ 20,983.55		\$ 4,667.08	

Date	Description	Debit \$	Credit \$	Ledger Balance \$	Statement Balance \$	Variance \$
01/07/2021	Opening Balance			1,104.03		
07/07/2021	Deposit Dividend Fish&pay Hc Corp 001261613607 [System Matched Income Data]		3,272.90	4,376.93		
16/07/2021	Deposit Dividend For Dst 001262348705		3,961.64	8,338.57		
23/07/2021	Withdrawal Online 1919914 Tfr Low Rate Ma	6,000.00		2,338.57		
02/08/2021	Transaction Fee	1.50		2,337.07		
07/10/2021	Deposit Dividend Servcorp Limited S00027900488 [System Matched Income Data]		1,350.00	3,687.07		
01/11/2021	Transaction Fee	0.50		3,686.57		
16/11/2021	Withdrawal/Cheque 200034	600.00		3,086.57		
01/12/2021	Transaction Fee	1.00		3,085.57		
15/12/2021	Deposit Dividend Fish&pay Hc Corp 001270437666		2,592.43	5,678.00		
04/01/2022	Transaction Fee	0.50		5,677.50		
10/01/2022	Withdrawal Online 1743071 Tax Ato Direct Tax Payment	313.00		5,364.50		
17/01/2022	Deposit Dividend For Dst 001270696347 [System Matched Income Data]		4,453.20	9,817.70		
01/02/2022	Transaction Fee	1.00		9,816.70		
21/02/2022	Withdrawal/Cheque 200035	500.00		9,316.70		
01/03/2022	Transaction Fee	1.00		9,315.70		
09/03/2022	Deposit Ato Ato001100015643465		3,853.38	13,169.08		

Balagundi Super Fund
Bank Statement Report

For The Period 01 July 2021 to 30 June 2022

Date	Description	Debit \$	Credit \$	Ledger Balance \$	Statement Balance \$	Variance \$
22/03/2022	Withdrawal Online 1521832 Tfr Low Rate Ma	5,000.00		8,169.08		
01/04/2022	Transaction Fee	1.00		8,168.08		
06/04/2022	Deposit Dividend Servcorp Limited S00027900488 [System Matched Income Data]		1,500.00	9,668.08		
07/04/2022	Withdrawal Online 1675317 Tfr Low Rate Ma	5,000.00		4,668.08		
02/05/2022	Transaction Fee	1.00		4,667.08		
30/06/2022	CLOSING BALANCE			4,667.08		
		<u>17,420.50</u>	<u>20,983.55</u>			



Australia and New Zealand Banking Group Limited (ANZ)
ABN 11 005 357 522

Statement

CMC Markets Stockbroking Limited ATF MR PETER DAWBORN
IREDELL & MRS JANET WILLA IREDELL - BALAGUNDI S/F A/C
8164360000111449361

Summary

Statement No.	6
Opening Balance	4.54
Total In	0.00
Total Out	0.00
Closing Balance	4.54

Account	Account Description	Statement Start	Statement End
SBA 112233 900624321	CLI Client	01 Jul 2021	31 Jul 2021

Account Transactions

Settled Date	Transaction Date	Reference	Description	Amount	Balance
			Brought Forward Balance		4.54
			No Bank Transactions		
			Carried Forward Balance		4.54



Australia and New Zealand Banking Group Limited (ANZ)
ABN 11 005 357 522.

Statement

CMC Markets Stockbroking Limited ATF MR PETER DAWBORN
IREDELL & MRS JANET WILLA IREDELL - BALAGUNDI S/F A/C
8164360000111449361

Summary

Statement No.	7
Opening Balance	4.54
Total In	0.00
Total Out	0.00
Closing Balance	4.54

Account	Account Description	Statement Start	Statement End
SBA 112233 900624321	CLI Client	01 Aug 2021	31 Aug 2021

Account Transactions

Settled Date	Transaction Date	Reference	Description	Amount	Balance
			Brought Forward Balance		4.54
			No Bank Transactions		
			Carried Forward Balance		4.54



Australia and New Zealand Banking Group Limited (ANZ)
ABN 11 005 357 522

Statement

CMC Markets Stockbroking Limited ATF MR PETER DAWBORN
IREDELL & MRS JANET WILLA IREDELL - BALAGUNDI S/F A/C
81643600000111449361

Summary

Statement No.	8
Opening Balance	4.54
Total In	0.00
Total Out	0.00
Closing Balance	4.54

Account	Account Description	Statement Start	Statement End
SBA 112233 900624321	CLI Client	01 Sep 2021	30 Sep 2021

Account Transactions

Settled Date	Transaction Date	Reference	Description	Amount	Balance
			Brought Forward Balance		4.54
			No Bank Transactions		
			Carried Forward Balance		4.54



Australia and New Zealand Banking Group Limited (ANZ)
ABN 11 005 357 522.

Statement

CMC Markets Stockbroking Limited ATF MR PETER DAWBORN
IREDELL & MRS JANET WILLA IREDELL - BALAGUNDI S/F A/C
81643600000111449361

Summary

Statement No.	9
Opening Balance	4.54
Total In	0.00
Total Out	0.00
Closing Balance	4.54

Account	Account Description	Statement Start	Statement End
SBA 112233 900624321	CLI Client	01 Oct 2021	31 Oct 2021

Account Transactions

Settled Date	Transaction Date	Reference	Description	Amount	Balance
			Brought Forward Balance		4.54
			No Bank Transactions		
			Carried Forward Balance		4.54



Australia and New Zealand Banking Group Limited (ANZ)
ABN 11 005 357 522.

Statement

CMC Markets Stockbroking Limited ATF MR PETER DAWBORN
IREDELL & MRS JANET WILLA IREDELL - BALAGUNDI S/F A/C
8164360000111449361

Summary

Statement No.	10
Opening Balance	4.54
Total In	0.00
Total Out	0.00
Closing Balance	4.54

Account	Account Description	Statement Start	Statement End
SBA 112233 900624321	CLI Client	01 Nov 2021	30 Nov 2021

Account Transactions

Settled Date	Transaction Date	Reference	Description	Amount	Balance
			Brought Forward Balance		4.54
			No Bank Transactions		
			Carried Forward Balance		4.54



Australia and New Zealand Banking Group Limited (ANZ)
ABN 11 005 357 522

Statement

CMC Markets Stockbroking Limited ATF MR PETER DAWBORN
IREDELL & MRS JANET WILLA IREDELL - BALAGUNDI S/F A/C
8164360000111449361

Summary

Statement No.	11
Opening Balance	4.54
Total In	0.00
Total Out	0.00
Closing Balance	4.54

Account	Account Description	Statement Start	Statement End
SBA 112233 900624321	CLI Client	01 Dec 2021	31 Dec 2021

Account Transactions

Settled Date	Transaction Date	Reference	Description	Amount	Balance
			Brought Forward Balance		4.54
			No Bank Transactions		
			Carried Forward Balance		4.54



Australia and New Zealand Banking Group Limited (ANZ)
ABN 11 005 357 522

Statement

CMC Markets Stockbroking Limited ATF MR PETER DAWBORN
IREDELL & MRS JANET WILLA IREDELL - BALAGUNDI S/F A/C
8164360000111449361

Summary

Statement No.	12
Opening Balance	4.54
Total In	0.00
Total Out	0.00
Closing Balance	4.54

Account	Account Description	Statement Start	Statement End
SBA 112233 900624321	CLI Client	01 Jan 2022	31 Jan 2022

Account Transactions

Settled Date	Transaction Date	Reference	Description	Amount	Balance
			Brought Forward Balance		4.54
			No Bank Transactions		
			Carried Forward Balance		4.54



Australia and New Zealand Banking Group Limited (ANZ)
ABN 11 005 357 522.

Statement

CMC Markets Stockbroking Limited ATF MR PETER DAWBORN
IREDELL & MRS JANET WILLA IREDELL - BALAGUNDI S/F A/C
8164360000111449361

Summary

Statement No.	13
Opening Balance	4.54
Total In	0.00
Total Out	0.00
Closing Balance	4.54

Account	Account Description	Statement Start	Statement End
SBA 112233 900624321	CLI Client	01 Feb 2022	28 Feb 2022

Account Transactions

Settled Date	Transaction Date	Reference	Description	Amount	Balance
			Brought Forward Balance		4.54
			No Bank Transactions		
			Carried Forward Balance		4.54



Australia and New Zealand Banking Group Limited (ANZ)
ABN 11 005 357 522.

Statement

CMC Markets Stockbroking Limited ATF MR PETER DAWBORN
IREDELL & MRS JANET WILLA IREDELL - BALAGUNDI S/F A/C
81643600000111449361

Summary

Statement No.	14
Opening Balance	4.54
Total In	0.00
Total Out	0.00
Closing Balance	4.54

Account	Account Description	Statement Start	Statement End
SBA 112233 900624321	CLI Client	01 Mar 2022	31 Mar 2022

Account Transactions

Settled Date	Transaction Date	Reference	Description	Amount	Balance
			Brought Forward Balance		4.54
			No Bank Transactions		
			Carried Forward Balance		4.54



Australia and New Zealand Banking Group Limited (ANZ)
ABN 11 005 357 522.

Statement

CMC Markets Stockbroking Limited ATF MR PETER DAWBORN
IREDELL & MRS JANET WILLA IREDELL - BALAGUNDI S/F A/C
8164360000111449361

Summary

Statement No.	15
Opening Balance	4.54
Total In	0.00
Total Out	0.00
Closing Balance	4.54

Account	Account Description	Statement Start	Statement End
SBA 112233 900624321	CLI Client	01 Apr 2022	30 Apr 2022

Account Transactions

Settled Date	Transaction Date	Reference	Description	Amount	Balance
			Brought Forward Balance		4.54
			No Bank Transactions		
			Carried Forward Balance		4.54



Australia and New Zealand Banking Group Limited (ANZ)
ABN 11 005 357 522.

Statement

CMC Markets Stockbroking Limited ATF MR PETER DAWBORN
IREDELL & MRS JANET WILLA IREDELL - BALAGUNDI S/F A/C
8164360000111449361

Summary

Statement No.	16
Opening Balance	4.54
Total In	0.00
Total Out	0.00
Closing Balance	4.54

Account	Account Description	Statement Start	Statement End
SBA 112233 900624321	CLI Client	01 May 2022	31 May 2022

Account Transactions

Settled Date	Transaction Date	Reference	Description	Amount	Balance
			Brought Forward Balance		4.54
			No Bank Transactions		
			Carried Forward Balance		4.54



Australia and New Zealand Banking Group Limited (ANZ)
ABN 11 005 357 522.

Statement

CMC Markets Stockbroking Limited ATF MR PETER DAWBORN
IREDELL & MRS JANET WILLA IREDELL - BALAGUNDI S/F A/C
8164360000111449361

Summary

Statement No.	17
Opening Balance	4.54
Total In	0.00
Total Out	0.00
Closing Balance	4.54

Account	Account Description	Statement Start	Statement End
SBA 112233 900624321	CLI Client	01 Jun 2022	30 Jun 2022

Account Transactions

Settled Date	Transaction Date	Reference	Description	Amount	Balance
			Brought Forward Balance		4.54
			No Bank Transactions		
			Carried Forward Balance		4.54



Statement Period
30 June 2021 - 30 September 2021

Westpac Business One Flexi



MRS J W IREDELL
50 SUGARS RD
MOGGILL QLD 4070

037

Account Name
MRS JANET WILLA IREDELL & MR
PETER DAWBORN IREDELL ATF
BALAGUNDI SUPER FUND

Customer ID
0170 0157 IREDELL, JANET WILLA
0170 0160 IREDELL, PETER
DAWBORN

BSB Account Number
034-055 245 617

Opening Balance	+ \$1,104.03
Total Credits	+ \$7,234.54
Total Debits	- \$6,001.50
Closing Balance	+ \$2,337.07

INTEREST RATES (PER ANNUM) ON CREDIT BALANCES

Effective Date	\$0 to \$1999	Over \$1999 to \$9999	Over \$9999 to \$19999	Over \$19999 to \$49999
13 Nov 2020	0.00 %	0.00 %	0.00 %	0.00 %
Effective Date	Over \$49999 to \$99999	Over \$99999 to \$249999	Over \$249999 to \$499999	Over \$499999
13 Nov 2020	0.00 %	0.00 %	0.00 %	0.00 %

TRANSACTIONS

Please check all entries on this statement and promptly inform Westpac of any possible error or unauthorised transaction

DATE	TRANSACTION DESCRIPTION	DEBIT	CREDIT	BALANCE
30/06/21	STATEMENT OPENING BALANCE			1,104.03
① 07/07/21	Deposit Dividend Fish&pay Hc Corp 001261613607		3,272.90	4,376.93
② 16/07/21	Deposit Dividend For Dst 001262348705		3,961.64	8,338.57
23/07/21	Withdrawal Online 1919914 Tfr Low Rate Ma	6,000.00		2,338.57
02/08/21	Transaction Fee	1.50		2,337.07
30/09/21	CLOSING BALANCE			2,337.07

DRAWDOWN →

CONVENIENCE AT YOUR FINGERTIPS

Use Online, Mobile or Tablet Banking to pay bills, transfer funds, check your account balances and much more



TRANSACTION FEE SUMMARY

To reconcile your Transaction Fee Summary you may need to refer to transactions listed on your previous statement(s).

Fee(s) charged to account 034-055 24-5617

01 JUL 2021

Total
\$0.00

02 AUG 2021

Total
\$1.50

Transaction Fee Summary

Electronic Credits
Electronic Debits

Volume	Unit Price	Fee
2	\$0.50	\$1.00
1	\$0.50	\$0.50

01 SEP 2021

Total
\$0.00

MORE INFORMATION

Further information in relation to your account, including details of product benefits and applicable fees and charges, is available on request. That information is also contained in the Product Disclosure Statement (PDS) or other disclosure document for your account. For a copy of that document, or if you have any other enquiries, you can call Telephone Banking on 132 032 from Australia or +61 2 9293 9270 from overseas.

The above Closing Balance amount may not be the same as the balance payable to you on closure of your account (the 'termination value'). Details of the termination value can be obtained by calling Telephone Banking on the numbers quoted above. Further information on how to close accounts, including calculation of the termination value, is contained in the Product Disclosure Statement (PDS) booklet or other disclosure document for your account.

We have an internal process for handling and resolving any problem you may have with, or complaints relating to, your account or this product. Information about this process can be found in the Product Disclosure Statement (PDS) or other disclosure document for your account, or you can contact us on 1300 130 467.

Remember, if you have a card, always keep your passcode (PIN) secret - don't tell anyone or let them see it. Never write your passcode on your card or on anything that could be lost or stolen. If you do need to record a reminder, you must make every effort to disguise it. You may be liable for losses if you don't protect your passcode. To help you learn how you can protect your card against unauthorised transactions, you can find more information at westpac.com.au/dispute. If you are a business customer, please go to westpac.com.au/businessdispute

Information for customers that have a Westpac Transaction account for personal use, and have a Commonwealth Concession or Health Care card (Concession card).

The Westpac Choice Concession account is a transaction account designed for Concession card holders and offers no monthly service fees, no outward dishonour fees, no account overdrawn fees and there are no informal overdrafts (except where it is impossible or reasonably impractical for us to prevent your account from being overdrawn).

To be eligible for this account, you must have your government payments paid into the account. There is a limit of one Westpac Choice Concession account per customer, this includes joint account holders. All account holders must be

S011288 / M004955 / 274 / CN4CNCNPW



Statement Period
30 September 2021 - 31 December 2021

Westpac Business One Flexi



MRS J W IREDELL
50 SUGARS RD
MOGGILL QLD 4070

037

Account Name
MRS JANET WILLA IREDELL & MR
PETER DAWBORN IREDELL ATF
BALAGUNDI SUPER FUND

Customer ID
0170 0157 IREDELL, JANET WILLA
0170 0160 IREDELL, PETER
DAWBORN

BSB Account Number
034-055 245 617

Opening Balance	+ \$2,337.07
Total Credits	+ \$3,942.43
Total Debits	- \$601.50
Closing Balance	+ \$5,678.00

INTEREST RATES (PER ANNUM) ON CREDIT BALANCES

Effective Date	\$0 to \$1999	Over \$1999 to \$9999	Over \$9999 to \$19999	Over \$19999 to \$49999
13 Nov 2020	0.00 %	0.00 %	0.00 %	0.00 %
Effective Date	Over \$49999 to \$99999	Over \$99999 to \$249999	Over \$249999 to \$499999	Over \$499999
13 Nov 2020	0.00 %	0.00 %	0.00 %	0.00 %

TRANSACTIONS


Please check all entries on this statement and promptly inform Westpac of any possible error or unauthorised transaction

DATE	TRANSACTION DESCRIPTION	DEBIT	CREDIT	BALANCE
30/09/21	STATEMENT OPENING BALANCE			2,337.07
07/10/21	Deposit Dividend Servcorp Limited S00027900488		1,350.00	3,687.07
01/11/21	Transaction Fee	0.50		3,686.57
16/11/21	Withdrawal/Cheque 200034	600.00		3,086.57
01/12/21	Transaction Fee	1.00		3,085.57
15/12/21	Deposit Dividend Fish&pay Hc Corp 001270437666		2,592.43	5,678.00
31/12/21	CLOSING BALANCE			5,678.00

3
SUPER
HRAP
4

CONVENIENCE AT YOUR FINGERTIPS

Use Online, Mobile or Tablet Banking to pay bills, transfer funds, check your account balances and much more

**TRANSACTION FEE SUMMARY**

To reconcile your Transaction Fee Summary you may need to refer to transactions listed on your previous statement(s).

Fee(s) charged to account 034-055 24-5617

01 OCT 2021

Total
\$0.00

01 NOV 2021

Total
\$0.50

Electronic Credits

Volume	Unit Price	Fee
1	\$0.50	\$0.50

01 DEC 2021

Total
\$1.00

Cheques Written

Volume	Unit Price	Fee
1	\$1.00	\$1.00

MORE INFORMATION

Further information in relation to your account, including details of product benefits and applicable fees and charges, is available on request. That information is also contained in the Product Disclosure Statement (PDS) or other disclosure document for your account. For a copy of that document, or if you have any other enquiries, you can call Telephone Banking on 132 032 from Australia or +61 2 9155 7700 from overseas.

The above Closing Balance amount may not be the same as the balance payable to you on closure of your account (the 'termination value'). Details of the termination value can be obtained by calling Telephone Banking on the numbers quoted above. Further information on how to close accounts, including calculation of the termination value, is contained in the Product Disclosure Statement (PDS) booklet or other disclosure document for your account.

We have an internal process for handling and resolving any problem you may have with, or complaints relating to, your account or this product. Information about this process can be found in the Product Disclosure Statement (PDS) or other disclosure document for your account, or you can contact us on 1300 130 467.

Remember, if you have a card, always keep your passcode (PIN) secret - don't tell anyone or let them see it. Never write your passcode on your card or on anything that could be lost or stolen. If you do need to record a reminder, you must make every effort to disguise it. You may be liable for losses if you don't protect your passcode. To help you learn how you can protect your card against unauthorised transactions, you can find more information at westpac.com.au/dispute. If you are a business customer, please go to westpac.com.au/businessdispute

Information for customers that have a Westpac Transaction account for personal use, and have a Commonwealth Concession or Health Care card (Concession card).

The Westpac Choice Concession account is a transaction account designed for Concession card holders and offers no monthly service fees, no outward dishonour fees, no account overdrawn fees and there are no informal overdrafts (except where it is impossible or reasonably impractical for us to prevent your account from being overdrawn).

To be eligible for this account, you must have your government payments paid into the account. There is a limit of one Westpac Choice Concession account per customer, this includes joint account holders. All account holders must be



Statement Period
31 December 2021 - 31 March 2022

Westpac Business One Flexi

Account Name
MRS JANET WILLA IREDELL & MR
PETER DAWBORN IREDELL ATF
BALAGUNDI SUPER FUND

037
MRS J W IREDELL
50 SUGARS RD
MOGGILL QLD 4070

Customer ID
0170 0157 IREDELL, JANET WILLA
0170 0160 IREDELL, PETER
DAWBORN

BSB Account Number
034-055 245 617

Opening Balance + \$5,678.00
Total Credits + \$8,306.58
Total Debits - \$5,815.50
Closing Balance + \$8,169.08

INTEREST RATES (PER ANNUM) ON CREDIT BALANCES

Effective Date	\$0 to \$1999	Over \$1999 to \$9999	Over \$9999 to \$19999	Over \$19999 to \$49999
13 Nov 2020	0.00 %	0.00 %	0.00 %	0.00 %
Effective Date	Over \$49999 to \$99999	Over \$99999 to \$249999	Over \$249999 to \$499999	Over \$499999
13 Nov 2020	0.00 %	0.00 %	0.00 %	0.00 %

TRANSACTIONS

Please check all entries on this statement and promptly inform Westpac of any possible error or unauthorised transaction

DATE	TRANSACTION DESCRIPTION	DEBIT	CREDIT	BALANCE
31/12/21	STATEMENT OPENING BALANCE			5,678.00
04/01/22	Transaction Fee	0.50		5,677.50
10/01/22	Withdrawal Online 1743071 Tax Ato Direct Tax Payment	313.00		5,364.50
17/01/22	Deposit Dividend For Dst 001270696347		4,453.20	9,817.70
01/02/22	Transaction Fee	1.00		9,816.70
21/02/22	Withdrawal/Cheque 200035	500.00		9,316.70
01/03/22	Transaction Fee	1.00		9,315.70
09/03/22	Deposit Ato Ato001100015643465		3,853.38	13,169.08
22/03/22	Withdrawal Online 1521832 Tfr Low Rate Ma	5,000.00		8,169.08
31/03/22	CLOSING BALANCE			8,169.08

5 - SUPER HELP

DRAW DOWN

S006151 / M002759 / 091 / CN4CNCPPW



CONVENIENCE AT YOUR FINGERTIPS

Use Online, Mobile or Tablet Banking to pay bills, transfer funds, check your account balances and much more

TRANSACTION FEE SUMMARY

To reconcile your Transaction Fee Summary you may need to refer to transactions listed on your previous statement(s).

Fee(s) charged to account 034-055 24-5617

		Volume	Unit Price	Fee
04 JAN 2022				
Total	Electronic Credits	1	\$0.50	\$0.50
\$0.50				
01 FEB 2022				
Total	Electronic Credits	1	\$0.50	\$0.50
Total	Electronic Debits	1	\$0.50	\$0.50
\$1.00				
01 MAR 2022				
Total	Cheques Written	1	\$1.00	\$1.00
\$1.00				

MORE INFORMATION

Further information in relation to your account, including details of product benefits and applicable fees and charges, is available on request. That information is also contained in the Product Disclosure Statement (PDS) or other disclosure document for your account. For a copy of that document, or if you have any other enquiries, you can call Telephone Banking on 132 032 from Australia or +61 2 9155 7700 from overseas.

The above Closing Balance amount may not be the same as the balance payable to you on closure of your account (the 'termination value'). Details of the termination value can be obtained by calling Telephone Banking on the numbers quoted above. Further information on how to close accounts, including calculation of the termination value, is contained in the Product Disclosure Statement (PDS) booklet or other disclosure document for your account.

We have an internal process for handling and resolving any problem you may have with, or complaints relating to, your account or this product. Information about this process can be found in the Product Disclosure Statement (PDS) or other disclosure document for your account, or you can contact us on 1300 130 467.

Remember, if you have a card, always keep your passcode (PIN) secret - don't tell anyone or let them see it. Never write your passcode on your card or on anything that could be lost or stolen. If you do need to record a reminder, you must make every effort to disguise it. You may be liable for losses if you don't protect your passcode. To help you learn how you can protect your card against unauthorised transactions, you can find more information at westpac.com.au/dispute. If you are a business customer, please go to westpac.com.au/businessdispute

S006151 / M002759 / 091 / CN4CNCPW



Electronic Statement

Statement Period
31 March 2022 - 30 June 2022

Westpac Business One Flexi

Account Name
MRS JANET WILLA IREDELL & MR
PETER DAWBORN IREDELL ATF
BALAGUNDI SUPER FUND

Customer ID
0170 0157 IREDELL, JANET WILLA
0170 0160 IREDELL, PETER
DAWBORN

BSB Account Number
034-055 245 617

Opening Balance	+ \$8,169.08
Total Credits	+ \$1,500.00
Total Debits	- \$5,002.00
Closing Balance	+ \$4,667.08

INTEREST RATES (PER ANNUM) ON CREDIT BALANCES

Effective Date	\$0 to \$1999	Over \$1999 to \$9999	Over \$9999 to \$19999	Over \$19999 to \$49999
13 Nov 2020	0.00 %	0.00 %	0.00 %	0.00 %
Effective Date	Over \$49999 to \$99999	Over \$99999 to \$249999	Over \$249999 to \$499999	Over \$499999
13 Nov 2020	0.00 %	0.00 %	0.00 %	0.00 %

TRANSACTIONS

Please check all entries on this statement and promptly inform Westpac of any possible error or unauthorised transaction

DATE	TRANSACTION DESCRIPTION	DEBIT	CREDIT	BALANCE
31/03/22	STATEMENT OPENING BALANCE			8,169.08
01/04/22	Transaction Fee	1.00		8,168.08
06/04/22	Deposit Dividend Servcorp Limited S00027900488		1,500.00	9,668.08
07/04/22	Withdrawal Online 1675317 Tfr Low Rate Ma	5,000.00		4,668.08
02/05/22	Transaction Fee	1.00		4,667.08
30/06/22	CLOSING BALANCE			4,667.08

DRAW DOWN → (6)

CONVENIENCE AT YOUR FINGERTIPS

Use Online, Mobile or Tablet Banking to pay bills, transfer funds, check your account balances and much more

61800 - Distributions Receivable

2022 Financial Year

Preparer Jelly Cadiang

Reviewer Steven Lee

Status Completed

Account Code	Description	CY Balance	LY Balance	Change
FOR.AX	Forager Australian Shares Fund	\$8,349.75	\$3,961.64	110.76%
TOTAL		CY Balance	LY Balance	
		\$8,349.75	\$3,961.64	

Supporting Documents

◦ General Ledger [Report](#)

Standard Checklist

Review aging of amounts receivable and comment on any delay in payment

Balagundi Super Fund General Ledger

As at 30 June 2022

Transaction Date	Description	Units	Debit	Credit	Balance \$
Distributions Receivable (61800)					
<u>Forager Australian Shares Fund (FOR.AX)</u>					
01/07/2021	Opening Balance				3,961.64 DR
16/07/2021	Deposit Dividend For Dst 001262348705			3,961.64	0.00 DR
30/06/2022	FOR June 2022 distribution		8,349.75		8,349.75 DR
			8,349.75	3,961.64	8,349.75 DR

Total Debits: 8,349.75

Total Credits: 3,961.64

77600 - Shares in Listed Companies (Australian)

2022 Financial Year

Preparer Jelly Cadiang

Reviewer Steven Lee

Status Completed

Account Code	Description	CY Units	CY Balance	LY Units	LY Balance	Change
FOR.AX	Forager Australian Shares Fund	111330.000000	\$133,596.00	111330.000000	\$181,467.90	(26.38)%
FPH.AX	Fisher & Paykel Healthcare Corporation Limited	16000.000000	\$285,440.00	16000.000000	\$462,720.00	(38.31)%
SRV.AX	Servcorp Limited	15000.000000	\$49,500.00	15000.000000	\$52,500.00	(5.71)%
TOTAL		CY Units	CY Balance	LY Units	LY Balance	
		142330.000000	\$468,536.00	142330.000000	\$696,687.90	

Supporting Documents

- Balance Review Report [Report](#)
- Investment Movement Report [Report](#)
- FOR_111,330.pdf [FOR.AX](#)
- FPH_16,000.pdf [FPH.AX](#)
- SRV_15,000.pdf [SRV.AX](#)

Standard Checklist

- Attach Balance Review Report
- Attach copies of HIN/SRN or Chess Statements, Broker Statements, Contract Notes Corporate Action documentation and any other relevant Source Documentation
- Attach Investment Movement Report
- Ensure all Investments are valued correctly at June 30
- Ensure the investment is in accordance with the Fund's investment strategy

Balagundi Super Fund

Balance Review Report

As at 30 June 2022

Investment Code	Investment Name	Holding Reference	Third Party Data			BGL Ledger	Variance
			Data Feed Provider	Balance Date	Balance Amount	Balance	
60400	Bank Accounts						
ANZ900624321	ANZ Bank Account					4.54	
WBC245617	Westpac Business Flexi account					4,667.08	
77600	Shares in Listed Companies (Australian)						
FPH.AX	Fisher & Paykel Healthcare Corporation Limited				Setup	16,000.0000	16,000.0000
FOR.AX	Forager Australian Shares Fund				Setup	111,330.0000	111,330.0000
SRV.AX	Servcorp Limited				Setup	15,000.0000	15,000.0000
78400	Units in Unlisted Unit Trusts (Australian)						
SHYBIRONBA	Ironbark Karara Aust Small Companies Fund					49,982.1661	

Balagundi Super Fund

Investment Movement Report

As at 30 June 2022

Investment	Opening Balance		Additions		Disposals			Closing Balance		
	Units	Cost	Units	Cost	Units	Cost	Accounting Profit/(Loss)	Units	Cost	Market Value
Bank Accounts										
ANZ Bank Account		4.54							4.54	4.54
Westpac Business Flexi account		1,104.03		20,983.55		(17,420.50)			4,667.08	4,667.08
		1,108.57		20,983.55		(17,420.50)			4,671.62	4,671.62
Shares in Listed Companies (Australian)										
FPH.AX - Fisher & Paykel Healthcare Corporation Limited	16,000.00	31,231.20						16,000.00	31,231.20	285,440.00
FOR.AX - Forager Australian Shares Fund	111,330.00	137,667.20						111,330.00	137,667.20	133,596.00
SRV.AX - Servcorp Limited	15,000.00	60,394.90						15,000.00	60,394.90	49,500.00
		229,293.30							229,293.30	468,536.00
Units in Unlisted Unit Trusts (Australian)										
SHYBIRONBA - Ironbark Karara Aust Small Companies Fund	41,746.49	104,226.37	8,235.68	18,829.37				49,982.17	123,055.74	112,964.69
		104,226.37		18,829.37					123,055.74	112,964.69
		334,628.24		39,812.92		(17,420.50)			357,020.66	586,172.31

Balance History

 Currency Australian Dollar

<< View:

FOR, X*****1625 (MR PETER DAWBORN IREDELL + MRS JANET WILLA IREDELL <BALAGUNDI SUPER FUND A/C>)

 Balance as at date (dd/mm/yyyy) 30/06/2022

 Displaying Balance History as at **30 Jun 2022**

HIN/SRN EMP ID	Security Code	Closing Price (AUD)	Total Balance	Tradeable Balance	Total Value (AUD)
X*****1625	FOR	1.20	111,330	111,330	133,596.00

Viewing 1 - 1 of 1

Total Value: \$ 133,596.00

 Ask us now 

Balance History

 Currency Australian Dollar

<< View:

FPH, X*****1625 (MR PETER DAWBORN IREDELL + MRS JANET WILLA IREDELL <BALAGUNDI SUPER FUND A/C>)

 Balance as at date (dd/mm/yyyy) 30/06/2022

 Displaying Balance History as at **30 Jun 2022**

HIN/SRN EMP ID	Security Code	Closing Price (AUD)	Total Balance	Tradeable Balance	Total Value (AUD)
X*****1625	FPH	17.84	16,000	16,000	285,440.00

Viewing 1 - 1 of 1

Total Value: \$ 285,440.00

 Ask us now 

[Home](#) > [History](#) > [Holdings Balance](#)

Holdings Balance History

Enter your search ^**Issuer**

Servcorp Limited


Security Class

SRV - Fully Paid Ordinary Shares

Subregister

CHESS

Enter Balance Date (dd/mm/yyyy)

30/06/2022  Add Comparison Date[View](#)

Results

PLEASE NOTE: The balances shown below may not be a complete record of your current holding as there may be transactions which are not yet registered.

Servcorp Limited

Fully Paid Ordinary Shares

- CHESS

Balance Details**Holding Balance Date**

30-Jun-2022

No of Securities

15,000

*All times are displayed in Sydney time.

78400 - Units in Unlisted Unit Trusts (Australian)

2022 Financial Year

Preparer Jelly Cadiang

Reviewer Steven Lee

Status Completed

Account Code	Description	CY Units	CY Balance	LY Units	LY Balance	Change
SHYBIRONBA	Ironbark Karara Aust Small Companies Fund	49982.166100	\$112,964.69	41746.486100	\$148,279.34	(23.82)%
TOTAL		CY Units	CY Balance	LY Units	LY Balance	
		49982.166100	\$112,964.69	41746.486100	\$148,279.34	

Supporting Documents

- Investment Movement Report [Report](#)

Standard Checklist

- Attach copies of Statements and Source Documentation
- Attach Investment Movement Report
- Ensure all Investments are valued correctly at June 30
- Ensure the investment is in accordance with the Fund's investment strategy
- Ensure the investment is in accordance with the SIS Act

Balagundi Super Fund

Investment Movement Report

As at 30 June 2022

Investment	Opening Balance		Additions		Disposals			Closing Balance		
	Units	Cost	Units	Cost	Units	Cost	Accounting Profit/(Loss)	Units	Cost	Market Value
Bank Accounts										
ANZ Bank Account		4.54							4.54	4.54
Westpac Business Flexi account		1,104.03		20,983.55		(17,420.50)			4,667.08	4,667.08
		1,108.57		20,983.55		(17,420.50)			4,671.62	4,671.62
Shares in Listed Companies (Australian)										
FPH.AX - Fisher & Paykel Healthcare Corporation Limited	16,000.00	31,231.20						16,000.00	31,231.20	285,440.00
FOR.AX - Forager Australian Shares Fund	111,330.00	137,667.20						111,330.00	137,667.20	133,596.00
SRV.AX - Servcorp Limited	15,000.00	60,394.90						15,000.00	60,394.90	49,500.00
		229,293.30							229,293.30	468,536.00
Units in Unlisted Unit Trusts (Australian)										
SHYBIRONBA - Ironbark Karara Aust Small Companies Fund	41,746.49	104,226.37	8,235.68	18,829.37				49,982.17	123,055.74	112,964.69
		104,226.37		18,829.37					123,055.74	112,964.69
		334,628.24		39,812.92		(17,420.50)			357,020.66	586,172.31

85000 - Income Tax Payable/Refundable

2022 Financial Year

Preparer Jelly Cadiang

Reviewer Steven Lee

Status Completed

Account Code	Description	CY Balance	LY Balance	Change
85000	Income Tax Payable/Refundable	(\$2,748.75)	\$4,112.38	(166.84)%
TOTAL		CY Balance	LY Balance	
		(\$2,748.75)	\$4,112.38	

Supporting Documents

- Non Deductible Expense Reconciliation [Report](#)
- Tax Reconciliation Report [Report](#)
- Statement of Taxable Income [Report](#)
- Exempt Pension Reconciliation [Report](#)
- PAYG.pdf [85000](#)
- ATO_Income Tax.pdf [85000](#)

Standard Checklist

- Attach Actuarial Certificate (if applicable)
- Attach any other Tax reconciliations
- Attach copy of Exempt Pension Reconciliation (if applicable)
- Attach copy of Non Deductible Expense Reconciliation (if applicable)
- Attach copy of Statement of Taxable Income
- Attach copy of Tax Reconciliation Report
- Confirm Transactions in ATO Portal

Balagundi Super Fund**Exempt Current Pension Income Reconciliation**

For The Period 01 July 2021 - 30 June 2022

	Date	Account Code	Account Description	Taxable Amount	Actuary/Pool %	Exempt Amount
Label A						
Final calculations 01 July 2021 - 30 June 2022			Net Capital Gains	27,858.04	0.00 %	0.00
Segment - 01 July 2021 to 30 June 2022						
Label D1						
	07/07/2021	23900/FPH.AX	Fisher & Paykel Healthcare Corporation	3,850.47		
	15/12/2021	23900/FPH.AX	Fisher & Paykel Healthcare Corporation	3,049.92		
	30/06/2022	23800/SHYBIRONBA	Ironbark Karara Aust Small Companies	31.64		
	30/06/2022	23800/FOR.AX	Forager Australian Shares Fund	36.73		
			Total	6,968.76	0.000 %	0.00
Label J						
	07/10/2021	23900/SRV.AX	Servcorp Limited	1,350.00		
	06/04/2022	23900/SRV.AX	Servcorp Limited	1,500.00		
			Total	2,850.00	0.000 %	0.00
Label M						
	30/06/2022	23800/SHYBIRONBA	Ironbark Karara Aust Small Companies	904.98		
	30/06/2022	23800/FOR.AX	Forager Australian Shares Fund	799.99		
			Total	1,704.97	0.000 %	0.00
					Total Segment ECPI *	0.00

Balagundi Super Fund

Exempt Current Pension Income Reconciliation

For The Period 01 July 2021 - 30 June 2022

Date	Account Code	Account Description	Taxable Amount	Actuary/Pool %	Exempt Amount
				SMSF Annual Return Rounding	0.00
				Total ECPI	0.00

* Total Segment ECPI does not include ECPI amounts from Label A. The total ECPI from Label A is shown separately at the start of the report.

Balagundi Super Fund**Pension Non Deductible Expense Report**

For The Period 01 July 2021 - 30 June 2022

	Date	Account Code	Account Description	Amount	Expense %	Deductible	Non Deductible	
Segment - 01 July 2021 to 30 June 2022								
Label H								
	16/11/2021	30700	Auditor's Remuneration	550.00				
			Total	550.00	0.000 %	550.00	0.00	
Label J								
	16/11/2021	30100	Accountancy Fees	50.00				
	01/12/2021	31500	Bank Charges	1.00				
	02/08/2021	31500	Bank Charges	1.50				
	02/05/2022	31500	Bank Charges	1.00				
	04/01/2022	31500	Bank Charges	0.50				
	01/02/2022	31500	Bank Charges	1.00				
	01/03/2022	31500	Bank Charges	1.00				
	01/04/2022	31500	Bank Charges	1.00				
	01/11/2021	31500	Bank Charges	0.50				
	21/02/2022	30100	Accountancy Fees	500.00				
			Total	557.50	0.000 %	557.50	0.00	
	09/03/2022	30400	ATO Supervisory Levy	259.00				
			Total	259.00	0.000 %	259.00	0.00	
						Label Total	816.50	0.00
						Total Segment Expenses	1,366.50	0.00

Balagundi Super Fund

Pension Non Deductible Expense Report

For The Period 01 July 2021 - 30 June 2022

Date	Account Code	Account Description	Amount	Expense %	Deductible	Non Deductible
				Total Expenses *	1,366.50	0.00

* General expense percentage - 0.000 %

* Investment expense percentage - 0.000 %

Balagundi Super Fund

Statement of Taxable Income

For the year ended 30 June 2022

	2022
	\$
Benefits accrued as a result of operations	(259,314.77)
Less	
Accounting Trust Distributions	31,632.32
	<u>31,632.32</u>
Add	
Decrease in MV of investments	282,295.92
Franking Credits	1,282.04
Foreign Credits	1,071.79
Net Capital Gains	27,858.00
Taxable Trust Distributions	422.93
Distributed Foreign income	31.64
Benefits Paid/Transfers Out	16,000.00
	<u>328,962.32</u>
SMSF Annual Return Rounding	(1.23)
	<u>38,014.00</u>
Taxable Income or Loss	<u>38,014.00</u>
Income Tax on Taxable Income or Loss	5,702.10
Less	
Franking Credits	1,282.04
Foreign Credits	1,045.31
	<u>3,374.75</u>
CURRENT TAX OR REFUND	<u>3,374.75</u>
Supervisory Levy	259.00
Income Tax Instalments Paid	(626.00)
	<u>3,007.75</u>
AMOUNT DUE OR REFUNDABLE	<u>3,007.75</u>

Balagundi Super Fund

Tax Reconciliation Report

For the year ended 30 June 2022

Tax Return Label	Date	Account Code	Account Name	Amount \$
A - Net capital gain				
				27,858.04
Sub-Total				27,858.04
Ignore Cents				0.04
Total				27,858.00
D1 - Income - Gross foreign income				
	07/07/2021	23900/FPH.AX	Fisher & Paykel Healthcare Corporation Limited	3,850.47
	15/12/2021	23900/FPH.AX	Fisher & Paykel Healthcare Corporation Limited	3,049.92
	30/06/2022	23800/FOR.AX	Forager Australian Shares Fund	36.73
	30/06/2022	23800/SHYBIRONBA	Ironbark Karara Aust Small Companies Fund	31.64
Sub-Total				6,968.76
Ignore Cents				0.76
Total				6,968.00
D - Income - Net foreign income				
	07/07/2021	23900/FPH.AX	Fisher & Paykel Healthcare Corporation Limited	3,850.47
	15/12/2021	23900/FPH.AX	Fisher & Paykel Healthcare Corporation Limited	3,049.92
	30/06/2022	23800/FOR.AX	Forager Australian Shares Fund	36.73
	30/06/2022	23800/SHYBIRONBA	Ironbark Karara Aust Small Companies Fund	31.64
Sub-Total				6,968.76
Ignore Cents				0.76
Total				6,968.00
J - Unfranked dividend amount				
	07/10/2021	23900/SRV.AX	Servcorp Limited	1,350.00
	06/04/2022	23900/SRV.AX	Servcorp Limited	1,500.00
Sub-Total				2,850.00
Ignore Cents				0.00
Total				2,850.00
M - Gross trust distributions				
	30/06/2022	23800/FOR.AX	Forager Australian Shares Fund	799.99
	30/06/2022	23800/SHYBIRONBA	Ironbark Karara Aust Small Companies Fund	904.98
Sub-Total				1,704.97
Ignore Cents				0.97
Total				1,704.00
W - GROSS INCOME (Sum of labels A to U)				
				39,380.00
Sub-Total				39,380.00
Ignore Cents				0.00
Total				39,380.00

Balagundi Super Fund

Tax Reconciliation Report

For the year ended 30 June 2022

Tax Return Label	Date	Account Code	Account Name	Amount \$
V - TOTAL ASSESSABLE INCOME (W less Y)				
				39,380.00
Sub-Total				39,380.00
Ignore Cents				0.00
Total				39,380.00
H1 - Expenses - SMSF auditor fee				
	16/11/2021	30700	Auditor's Remuneration	550.00
Sub-Total				550.00
Ignore Cents				0.00
Total				550.00
J1 - Expenses - Management and administration expenses				
	02/08/2021	31500	Bank Charges	1.50
	01/11/2021	31500	Bank Charges	0.50
	16/11/2021	30100	Accountancy Fees	50.00
	01/12/2021	31500	Bank Charges	1.00
	04/01/2022	31500	Bank Charges	0.50
	01/02/2022	31500	Bank Charges	1.00
	21/02/2022	30100	Accountancy Fees	500.00
	01/03/2022	31500	Bank Charges	1.00
	01/04/2022	31500	Bank Charges	1.00
	02/05/2022	31500	Bank Charges	1.00
	09/03/2022	30400	ATO Supervisory Levy	259.00
Sub-Total				816.50
Ignore Cents				0.50
Total				816.00
N - TOTAL DEDUCTIONS				
				1,366.00
Sub-Total				1,366.00
Ignore Cents				0.00
Total				1,366.00
O - TAXABLE INCOME OR LOSS				
				38,014.00
Sub-Total				38,014.00
Ignore Cents				0.00
Total				38,014.00
Z - TOTAL SMSF EXPENSES				
				1,366.00
Sub-Total				1,366.00
Ignore Cents				0.00
Total				1,366.00
A - Taxable income				

Balagundi Super Fund

Tax Reconciliation Report

For the year ended 30 June 2022

Tax Return Label	Date	Account Code	Account Name	Amount \$
A - Taxable income				
				38,014.00
Sub-Total				38,014.00
Ignore Cents				0.00
Total				38,014.00
T1 - Tax on taxable income				
				5,702.10
Sub-Total				5,702.10
Ignore Cents				0.00
Total				5,702.10
B - Gross Tax				
				5,702.10
Sub-Total				5,702.10
Ignore Cents				0.00
Total				5,702.10
C1 - Foreign income tax offset				
	07/07/2021	23900/FPH.AX	Fisher & Paykel Healthcare Corporation Limited	577.57
	15/12/2021	23900/FPH.AX	Fisher & Paykel Healthcare Corporation Limited	457.49
	30/06/2022	23800/FOR.AX	Forager Australian Shares Fund	36.73
			Adjustment	(26.48)
Sub-Total				1,045.31
Ignore Cents				0.00
Total				1,045.31
C - Non-refundable non-carry forward tax offsets				
				1,045.31
Sub-Total				1,045.31
Ignore Cents				0.00
Total				1,045.31
T2 - SUBTOTAL				
				4,656.79
Sub-Total				4,656.79
Ignore Cents				0.00
Total				4,656.79
T3 - SUBTOTAL 2				
				4,656.79
Sub-Total				4,656.79
Ignore Cents				0.00
Total				4,656.79
E1 - Complying fund's franking credits tax offset				
	30/06/2022	23800/FOR.AX	Forager Australian Shares Fund	799.99

Balagundi Super Fund

Tax Reconciliation Report

For the year ended 30 June 2022

Tax Return Label	Date	Account Code	Account Name	Amount \$
E1 - Complying fund's franking credits tax offset				
	30/06/2022	23800/SHYBIRONBA	Ironbark Karara Aust Small Companies Fund	482.05
Sub-Total				1,282.04
Ignore Cents				0.00
Total				1,282.04
E - Refundable tax offsets				
				1,282.04
Sub-Total				1,282.04
Ignore Cents				0.00
Total				1,282.04
T5 - TAX PAYABLE				
				3,374.75
Sub-Total				3,374.75
Ignore Cents				0.00
Total				3,374.75
K - PAYG instalments raised				
	12/10/2021	85000	Income Tax Payable/Refundable	313.00
	10/01/2022	85000	Income Tax Payable/Refundable	313.00
Sub-Total				626.00
Ignore Cents				0.00
Total				626.00
L - Supervisory levy				
				259.00
Sub-Total				259.00
Ignore Cents				0.00
Total				259.00
S - AMOUNT DUE OR REFUNDABLE				
				3,007.75
Sub-Total				3,007.75
Ignore Cents				0.00
Total				3,007.75



Australian Government
Australian Taxation Office

PAYG Instalments report 2022

Tax Agent 72357001
Last Updated 12/11/2022

TFN	Client Name	Quarter 1 (\$)	Quarter 2 (\$)	Quarter 3 (\$)	Quarter 4 (\$)	Total Instalment (\$)
908075707	THE TRUSTEE FOR BALAGUNDI SUPER FUND	313.00	313.00	Not Applicable	Not Applicable	626.00

Total No of Clients: 1



Income tax 551

Date generated	17/11/2022
Overdue	\$0.00
Not yet due	\$0.00
Balance	\$0.00

Transactions

4 results found - from **17 November 2020** to **17 November 2022** sorted by **processed date** ordered **newest to oldest**

Processed date	Effective date	Description	Debit (DR)	Credit (CR)	Balance
4 Mar 2022	9 Mar 2022	EFT refund for Income Tax for the period from 01 Jul 20 to 30 Jun 21	\$3,853.38		\$0.00
3 Mar 2022	3 Mar 2022	Tax return Self Man Superfund - Income Tax for the period from 01 Jul 20 to 30 Jun 21		\$3,853.38	\$3,853.38 CR
18 May 2021	17 May 2021	Payment received		\$1,512.22	\$0.00
14 May 2021	17 May 2021	Tax return Self Man Superfund - Income Tax for the period from 01 Jul 19 to 30 Jun 20	\$1,512.22		\$1,512.22 DR

88000 - Sundry Creditors

2022 Financial Year

Preparer Jelly Cadiang

Reviewer Steven Lee

Status Completed

Account Code	Description	CY Balance	LY Balance	Change
88000	Sundry Creditors	(\$626.00)	(\$313.00)	100%
TOTAL		CY Balance	LY Balance	
		(\$626.00)	(\$313.00)	

Supporting Documents

- General Ledger [Report](#)
- ATO_Integrated.pdf [88000](#)

Standard Checklist

- Attach all source documentation and confirmations of Liability

Balagundi Super Fund General Ledger

As at 30 June 2022

Transaction Date	Description	Units	Debit	Credit	Balance \$
Sundry Creditors (88000)					
<u>Sundry Creditors (88000)</u>					
01/07/2021	Opening Balance				313.00 CR
22/07/2021	June 2021 PAYGI paid personally		313.00		0.00 DR
22/07/2021	June 2021 PAYGI paid personally			313.00	313.00 CR
12/10/2021	Sep 2021 PAYGI			313.00	626.00 CR
			313.00	626.00	626.00 CR

Total Debits: 313.00

Total Credits: 626.00



Activity statement 001

Date generated	17/11/2022
Overdue	\$0.00
Not yet due	\$0.00
Balance	\$0.00

Transactions

8 results found - from **17 November 2020** to **17 November 2022** sorted by **processed date** ordered **newest to oldest**

Processed date	Effective date	Description	Debit (DR)	Credit (CR)	Balance
7 Mar 2022	7 Mar 2022	General interest charge			\$0.00
7 Mar 2022	28 Feb 2022	Original Activity Statement for the period ending 31 Dec 21 - PAYG Instalments	\$313.00		\$0.00
11 Jan 2022	10 Jan 2022	Payment received		\$313.00	\$313.00 CR
31 Oct 2021	31 Oct 2021	General interest charge			\$0.00
31 Oct 2021	28 Oct 2021	Original Activity Statement for the period ending 30 Sep 21 - PAYG Instalments	\$313.00		\$0.00
13 Oct 2021	12 Oct 2021	Payment received		\$313.00	\$313.00 CR
26 Jul 2021	28 Jul 2021	Original Activity Statement for the period ending 30 Jun 21 - PAYG Instalments	\$313.00		\$0.00
22 Jul 2021	22 Jul 2021	Payment received		\$313.00	\$313.00 CR

A - Financial Statements

2022 Financial Year

Preparer Jelly Cadiang

Reviewer Steven Lee

Status Completed

Supporting Documents

No supporting documents

Standard Checklist

- Attach copy of Financial Statements
- Attach copy of SMSF Annual Return

B - Permanent Documents

2022 Financial Year

Preparer Jelly Cadiang

Reviewer Steven Lee

Status Completed

Supporting Documents

- Fund Summary Report Report
- ABN Lookup.pdf
- Super Fund Lookup.pdf

Standard Checklist

- Attach latest copy of ASIC annual company statement (if corporate trustee)
- Ensure latest copies of ATO Trustee Declarations and ATO confirmation that the fund is a regulated fund is attached
- Ensure latest copies of trustee consents, member consents and registers are attached
- Ensure latest copy of trust deed (including amendments) are attached
- Use [Australian Business Register](#) to ensure details are correct
- Use [Super Fund Lookup](#) to check the eligibility to receive rollovers and contributions

Balagundi Super Fund

Fund Summary Report

As at 30 June 2022

Fund Details

Date Formed: 05/08/2009

Tax File Number: Provided

ABN: 16794399060

Period: 01/07/2021 - 30/06/2022

Fund Type: SMSF

GST Registered: No

Postal Address:

50 Sugars Road
Bellbowrie, Queensland 4070

Physical Address:

50 Sugars Road
Bellbowrie, Queensland 4070

Members

Number of Members: 2

Name	Age	Member Accounts	Pension Accounts	Tax File Number	Beneficiary Details
Iredell, Peter Dawborn	86	1	0	Provided	Not Provided
Iredell, Janet Willa	85	1	0	Provided	Not Provided

Fund Relationships

Relationship Type	Contact
Accountant	Superhelp Australia Pty Ltd
Auditor	Super Audits Pty Ltd
Fund Contact	Iredell, Peter Dawborn
Tax Agent	Superhelp Australia Pty Ltd
Trustee	Iredell, Peter Dawborn
Trustee	Iredell, Janet Willa



Current details for ABN 16 794 399 060

ABN details

Entity name:	The trustee for Balagundi Super Fund
ABN status:	Active from 05 Aug 2009
Entity type:	Superannuation Fund
Goods & Services Tax (GST):	Not currently registered for GST
Main business location:	QLD 4070

Super Fund Lookup

[Use Super Fund Lookup](#) to check the eligibility of **The trustee for Balagundi Super Fund** to receive rollovers and contributions

Deductible gift recipient status

Not entitled to receive tax deductible gifts

Disclaimer

The Registrar makes every reasonable effort to maintain current and accurate information on this site. The Commissioner of Taxation advises that if you use ABN Lookup for information about another entity for taxation purposes and that information turns out to be incorrect, in certain circumstances you will be protected from liability. For more information see [disclaimer](#)



The trustee for Balagundi Super Fund

ABN details

ABN:	16 794 399 060 View record on ABN Lookup
ABN Status:	Active from 05 Aug 2009
Fund type:	ATO Regulated Self-Managed Superannuation Fund
Contact details:	50 Sugars Rd Bellbowrie QLD 4070 AUSTRALIA
Status:	Complying

What does 'Complying' mean?

A 'Complying' SMSF:

- is a regulated fund
- is a resident of Australia, and
- has been issued with a [Notice of compliance](#)

APRA Funds

See the [guidance](#) issued by APRA for further assistance in managing transfers and rollovers to SMSFs. Use the [ATO Business Portal](#) to verify a person is a member of the SMSF before completing a transfer or rollover.

Superannuation guarantee payments

Contributions made to complying funds can qualify as Superannuation Guarantee (SG) payments. This record extract can be used to confirm this fund has been issued with a Notice of Compliance and is currently entitled to receive employer SG payments.

Tax rates

Complying funds that meet [Superannuation Industry \(Supervision\) Act 1993](#) (SISA) standards qualify for [concessional tax rates](#).

Also refer to [frequently asked questions](#)

Disclaimer

This extract is based on information supplied by superannuation entities to the Commissioner of Taxation.

Important Neither the Australian Government nor the ATO endorse or guarantee the performance of super funds.

C - Other Documents

2022 Financial Year

Preparer Jelly Cadiang

Reviewer Steven Lee

Status Completed

Supporting Documents

- Signed_Investment Strategy_pg.pdf

Standard Checklist

- Attach copy of any SOAs issued during the Financial Year
- Attach copy of Investment Strategy
- Attach signed Engagement Letter
- Attach signed Trustee Representation Letter
- Attach Trustee Minutes prepared during the year

Balagundi Super Fund

Projected Investment Strategy

Overview

The aim of this strategy is to provide the Members with an income on retirement.

Investment Objectives

The Trustee(s) will at all times ensure the funds assets are invested in accordance with the trust deed and comply with the applicable legislative requirements.

The Trustee(s) will act prudently to maximise the rate of return, subject to acceptable risk parameters whilst maintaining an appropriate diversification across a broad range of assets whilst assessing the risks where it is determined the fund's portfolio lacks diversification and / or has elected to implement a sector bias.

Having considered the risk profile of the fund and the member's needs and circumstances, the trustee has adopted the following objectives for the investment of assets of the fund;

- to achieve an investment return (based on market values and net of tax and charges) that exceeds the CPI by at least 3% per annum when measured over a rolling 5 year period.
- to have a probability of zero or negative returns in any 12 Month period of less than one in five years; and
- have sufficient liquidity to meet liabilities as and when they fall due.
- to consider the need to hold a policy of insurance for one or more members of the fund.

Investment Strategy

The fund will invest in a portfolio of assets according to market conditions and within the ranges specified below:

Asset Allocation

The targeted asset allocation will be in the following ranges:

<u>Asset Class</u>	<u>Target Range</u>	<u>Benchmark</u>
Australian Shares	0 - 99 %	99 %
International Shares	0 - 0 %	0 %
Cash	0 - 1 %	1 %
Australian Fixed Interest	0 - 0 %	0 %

Quality companies and trusts as supported by research and fundamental analysis will be selected. Direct investments in property, artwork and lease equipment may form part of the strategy provided there is sufficient basis for the decision.

Insurance

The Trustees have considered and consulted Professional Advice where necessary to ensure that all fund members have the correct type and level of insurance. Insurance may be held within or outside the SMSF.

Review and Monitoring

The trustees will monitor and review the fund's investment activities on a regular basis and to communicate with the members should they feel that any change in strategy is necessary in order to achieve the fund's objective.

Date: 01/07/2022


.....
Peter Dawborn Iredell


.....
JANET WILMA IREDELL

D - Pension Documentation

2022 Financial Year

Preparer Jelly Cadiang

Reviewer Steven Lee

Status Completed

Supporting Documents

- Transfer Balance Account Summary [Report](#)

Standard Checklist

- Attach Actuarial Certificate
- Attach documentation supporting any pensions commenced during the financial year
- Attach documentation supporting any pensions commuted during the financial year
- Ensure correct Transfer Balance Account Reports have been lodged with the ATO

Balagundi Super Fund

Transfer Balance Account Summary

For The Period 01 July 2021 - 30 June 2022

Member	Pension Type	Date	Lodgment Date	Transaction Type	Event Type	Debit	Credit	Balance	Cap Limit	Remaining Cap
Janet Willa Iredell										
Peter Dawborn Iredell										
	Below Cap									
		01/07/2021		Cap Indexation (49.00%) - Highest TBA (820650.78/ 1600000.00)	N/A				1,649,000.00	1,546,664.82
		01/07/2021		Opening Balance				102,335.18	1,649,000.00	1,546,664.82

E - Estate Planning

2022 Financial Year

Preparer Jelly Cadiang

Reviewer Steven Lee

Status Completed

Supporting Documents

No supporting documents

Standard Checklist

- Attach Death Benefit Nominations (if applicable)
- Attach Life Insurance Policies (if applicable)
- Attach Reversionary Pension documentation (if applicable)
- Attach SMSF Will (if applicable)
- Review current Estate planning to ensure it matches wishes of members