

# Financial Report

for the year ended  
30 June 2023

SAOSM Super Fund



## Statement of Financial Position

As at 30 June 2023

	Note	2023	2022
		\$	\$
<b>Assets</b>			
<b>Investments</b>			
Managed Investments & ETFs	2	1,154,644.50	601,734.54
Shares in Listed Companies (Australian)	3	2,360,953.00	2,229,800.56
<b>Total Investments</b>		<u>3,515,597.50</u>	<u>2,831,535.10</u>
<b>Other Assets</b>			
AMP Bank Account #2518		412,996.33	3.95
National Australia Bank Account #9031		150.67	225.57
National Australia Bank Trade Account #6005		2,392,552.93	2,859.13
Distributions Receivable		10,959.58	21,550.10
Income Tax Refundable		221,743.36	59,064.24
<b>Total Other Assets</b>		<u>3,038,402.87</u>	<u>83,702.99</u>
<b>Total Assets</b>		<u>6,554,000.37</u>	<u>2,915,238.09</u>
<b>Net assets available to pay benefits</b>		<u>6,554,000.37</u>	<u>2,915,238.09</u>
Represented by:			
<b>Liability for accrued benefits allocated to members' accounts</b>	5		
Cartledge, Stuart - Accumulation		4,869,205.70	1,469,610.05
Cartledge, Angela - Accumulation		1,684,794.67	1,445,628.04
<b>Total Liability for accrued benefits allocated to members' accounts</b>		<u>6,554,000.37</u>	<u>2,915,238.09</u>

A.C. SO.

## Operating Statement

For the year ended 30 June 2023

	Note	2023	2022
		\$	\$
<b>Income</b>			
<b>Investment Income</b>			
Trust Distributions		72,607.55	61,316.08
Dividends Received		1,081,393.70	263,455.20
Interest Received		28,172.49	211.36
<b>Contribution Income</b>			
Employer Contributions		11,458.35	0.00
Transfers In		2,948,605.53	0.00
<b>Total Income</b>		<u>4,142,237.62</u>	<u>324,982.64</u>
<b>Expenses</b>			
Accountancy Fees		1,360.00	950.00
ATO Supervisory Levy		259.00	518.00
Auditor's Remuneration		400.00	395.00
Bank Charges		30.00	0.00
		<u>2,049.00</u>	<u>1,863.00</u>
<b>Investment Losses</b>			
Changes in Market Values			
Realised Movements in Market Value		(11,134.66)	(15,747.75)
Unrealised Movements in Market Value		734,304.35	(93,343.55)
<b>Total Expenses</b>		<u>725,218.69</u>	<u>(107,228.30)</u>
<b>Benefits accrued as a result of operations before income tax</b>		<u>3,417,018.93</u>	<u>432,210.94</u>
Income Tax Expense		(221,743.36)	(59,064.24)
<b>Benefits accrued as a result of operations</b>		<u>3,638,762.29</u>	<u>491,275.18</u>

**Note 1: Summary of Significant Accounting Policies**

The trustees have prepared the financial statements on the basis that the Superannuation Fund is not a reporting entity because it is not publicly accountable and is not required by law or governing document to prepare financial statements that comply with Australian Accounting Standards. The financial statements are therefore special purpose financial statements that have been prepared in order to meet the requirements of the Superannuation Industry (Supervision) Act 1993 and associated Regulations, the trust deed of the Fund and the needs of members.

The financial statements have been prepared on a cash basis and are based on historical costs, except for investments which have been measured at market value.

The following significant accounting policies, which are consistent with the policies applied in the previous period unless otherwise stated, have been adopted in the preparation of the financial statements.

The financial statements were authorised for issue by the Trustee(s).

**a. Measurement of Investments**

The Fund initially recognises:

- (i) an investment when it controls the future economic benefits expected to flow from the asset. For financial assets, the trade date is considered to be the date on which control of the future economic benefits attributable to the asset passes to the Fund; and
- (ii) a financial liability on the date it becomes a party to the contractual provisions of the instrument.

Investments of the Fund have been measured at market value, which refers to the amount that a willing buyer could reasonably be expected to pay to acquire an asset from a willing seller if the following assumptions were made:

- that the buyer and the seller deal with each other at arm's length in relation to the sale;
- that the sale occurred after proper marketing of the asset; and
- that the buyer and the seller acted knowledgeably and prudentially in relation to the sale.

Market value has been determined as follows:

- (i) shares and other securities listed on the Australian Securities Exchange by reference to the relevant market quotations at the end of the reporting period;
- (ii) units in managed funds by reference to the unit redemption price at the end of the reporting period;
- (iii) fixed-interest securities by reference to the redemption price at the end of the reporting period;
- (iv) unlisted investments are stated at trustees' assessment based on estimated market value at balance date or where necessary, an external valuer's opinion; and
- (v) investment properties at the trustees' assessment of the market value or where necessary a qualified independent valuer's opinion at the end of reporting period.

**b. Cash and Cash Equivalents**

Cash and cash equivalents include cash on hand and at call, deposits with banks and short-term, highly liquid investments that are readily convertible to cash and subject to an insignificant risk of change in value.

**c. Revenue****Interest revenue**

Interest revenue is recognised in respect of fixed-interest securities, and cash and cash equivalent balances. Interest revenue is recognised upon receipt.

**Dividend revenue**

40. 50.

Dividend revenue is recognised when the dividend has been paid or, in the case of dividend reinvestment schemes, when the dividend is credited to the benefit of the fund.

#### Rental revenue

Upon entering into each contract as a lessor, the Fund assesses if the lease is a finance or operating lease. All leases have been assessed as operating leases. Rental revenue arising from operating leases on investment properties is recognised on straight-line basis over the term of the specific lease.

#### Distribution revenue

Distributions from unit trusts and managed funds are recognised as at the date the unit value is quoted ex-distribution and if not received at the end of the reporting period, are reflected in the statement of financial position as a receivable at market value.

#### Remeasurement changes in market values

Remeasurement changes in the market values of assets are recognised as income and determined as the difference between the market value at year-end or consideration received (if sold during the year) and the market value as at the prior year-end or cost (if acquired during the period).

#### Contributions

Contributions and transfers in are recognised when the control and the benefits from the revenue have been attained and are recorded by the Fund, gross of any taxes, in the period to which they relate.

#### d. Liability for Accrued Benefits

The liability for accrued benefits represents the Fund's present obligation to pay benefits to members and beneficiaries, and has been calculated as the difference between the carrying amount of the assets and the carrying amount of the other payables and income tax liabilities as at the end of the reporting period.

#### e. Trade and Other Payables

Financial liabilities, such as trade creditors and other payables, are measured at the gross value of the outstanding balance at the end of the reporting period. The trustees have determined that the gross value of the Fund's financial liabilities is equivalent to the market value. Any remeasurement changes in the gross value of non-current financial liabilities (including liabilities for members' accrued benefits) are recognised in the operating statement in the periods in which they occur.

#### f. Critical Accounting Estimates and Judgements

The preparation of financial statements requires the trustees to make judgements, estimates and assumptions that affect the application of accounting policies and the reported amounts of assets and liabilities, income and expenses. Actual results may differ from these estimates.

Estimates and underlying assumptions are reviewed on an ongoing basis. Revisions to accounting estimates are recognised in the period in which the estimate is revised and in any future period affected.

#### Note 2: Managed Investments & ETFs

	2023 \$	2022 \$
Macquarie True Index Int'l Equities Fund	1,152,496.88	0.00
Macquarie Diversified Equity Yield Fund	2,147.62	601,734.54
	<u>1,154,644.50</u>	<u>601,734.54</u>

#### Note 3: Shares in Listed Companies (Australian)

40. 50.

## Notes to the Financial Statements

For the year ended 30 June 2023

	2023 \$	2022 \$
Capral Limited	140,200.00	0.00
Downer Edi Limited	102,750.00	0.00
Fortescue Metals Group Ltd	0.00	70,120.00
Finbar Group Limited	33,000.00	34,000.00
Korvest Ltd - Ordinary Fully Paid	271,250.00	189,662.56
MMA Offshore Limited	287,500.00	56,000.00
Origin Energy Limited	84,100.00	0.00
Ramsay Health Care Limited	39,403.00	51,268.00
Sunland Group Limited	1,345,000.00	1,828,750.00
The Star Entertainment Group Limited	57,750.00	0.00
	<hr/> 2,360,953.00	<hr/> 2,229,800.56

## Note 4: Banks and Term Deposits


	2023 \$	2022 \$
<b>Banks</b>		
AMP Bank Account #2518	412,996.33	3.95
National Australia Bank Account #9031	150.67	225.57
National Australia Bank Trade Account #6005	2,392,552.93	2,859.13
	<hr/> 2,805,699.93	<hr/> 3,088.65

## Note 5: Liability for Accrued Benefits

	2023 \$	2022 \$
Liability for accrued benefits at beginning of year	2,915,238.09	2,423,962.91
Benefits accrued as a result of operations	3,638,762.28	491,275.18
Current year member movements	0.00	0.00
Liability for accrued benefits at end of year	<hr/> 6,554,000.37	<hr/> 2,915,238.09

## Note 6: Subsequent Event - COVID-19

The Coronavirus (Covid-19) pandemic is expected to cause material decline in the market value of the fund investments. The trustees are aware of the uncertainty surrounding the global markets during this time and the effects it will have on the value of the fund investments after the reporting date.



## Trustees Declaration

---

The trustees have determined that the fund is not a reporting entity and that this special purpose financial statements should be prepared in accordance with the accounting policies described in Note 1 to the financial statements.

In the opinion of the trustees:

- (i) the financial statements and notes to the financial statements for the year ended 30 June 2023 present fairly, in all material respects, the financial position of the superannuation fund at 30 June 2023 and the results of its operations for the year then ended in accordance with the accounting policies described in Note 1 to the financial statements;
- (ii) the financial statements and notes to the financial statements have been prepared in accordance with the requirements of the trust deed; and
- (iii) the operation of the superannuation fund has been carried out in accordance with its trust deed and in compliance with the requirements of the Superannuation Industry (Supervision) Act 1993 and associated Regulations during the year ended 30 June 2023.

Signed in accordance with a resolution of the trustees by:

.....  
Stuart Cartledge

Trustee

.....  
Angela Cartledge

Trustee

DATED:

AC. SO.

## Statement of Taxable Income

For the year ended 30 June 2023

	<b>2023</b>
	<b>\$</b>
Benefits accrued as a result of operations	3,417,018.92
<b>Less</b>	
Non Taxable Transfer In	2,948,605.53
Realised Accounting Capital Gains	11,144.65
Accounting Trust Distributions	72,607.55
	<u>3,032,357.73</u>
<b>Add</b>	
Decrease in MV of investments	734,304.35
Franking Credits	468,521.77
Foreign Credits	2,353.14
Net Capital Gains	22,028.00
Taxable Trust Distributions	32,739.54
Distributed Foreign income	16,262.23
	<u>1,276,209.03</u>
SMSF Annual Return Rounding	6.78
<b>Taxable Income or Loss</b>	<u>1,660,877.00</u>
Income Tax on Taxable Income or Loss	249,131.55
<b>Less</b>	
Franking Credits	468,521.77
Foreign Credits	2,353.14
<b>CURRENT TAX OR REFUND</b>	<u>(221,743.36)</u>
Supervisory Levy	259.00
<b>AMOUNT DUE OR REFUNDABLE</b>	<u>(221,484.36)</u>

A.C. SO.



# SAOSM Super Fund

## Members Statement



Stuart Richard Cartledge  
16 Bryson Street  
Canterbury, Victoria, 3126, Australia

### Your Details

Date of Birth : Provided  
Age: 58  
Tax File Number: Provided  
Date Joined Fund: 21/07/2020  
Service Period Start Date: 24/08/1987  
Date Left Fund:  
Member Code: CARSTU00001A  
Account Start Date: 21/07/2020  
Account Phase: Accumulation Phase  
Account Description: Accumulation

Nominated Beneficiaries: N/A  
Nomination Type: N/A  
Vested Benefits: 4,869,205.70

### Your Balance

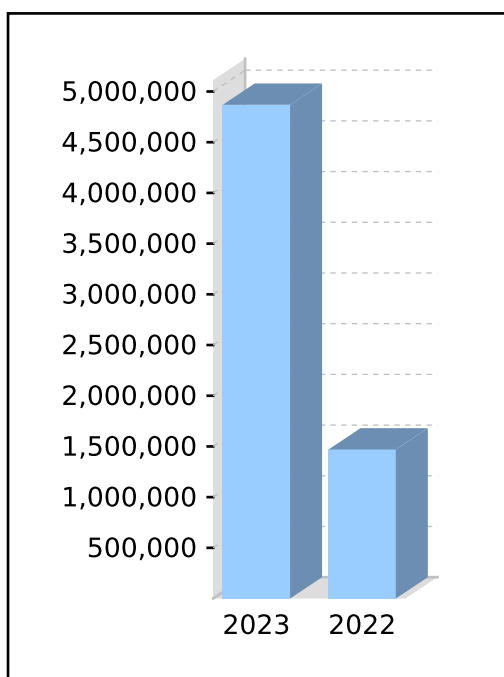
Total Benefits 4,869,205.70

#### Preservation Components

Preserved 4,793,116.48  
Unrestricted Non Preserved 76,089.22  
Restricted Non Preserved

#### Tax Components

Tax Free 792,868.73  
Taxable 4,076,336.97



### Your Detailed Account Summary

	This Year	Last Year
Opening balance at 01/07/2022	1,469,610.05	1,221,958.23
<u>Increases to Member account during the period</u>		
Employer Contributions	11,458.35	
Personal Contributions (Concessional)		
Personal Contributions (Non Concessional)		
Government Co-Contributions		
Other Contributions		
Proceeds of Insurance Policies		
Transfers In	2,948,605.53	
Net Earnings	601,697.72	281,575.28
Internal Transfer In		
<u>Decreases to Member account during the period</u>		
Pensions Paid		
Contributions Tax	1,718.75	
Income Tax	160,447.20	33,923.46
No TFN Excess Contributions Tax		
Excess Contributions Tax		
Refund Excess Contributions		
Division 293 Tax		
Insurance Policy Premiums Paid		
Management Fees		
Member Expenses		
Benefits Paid/Transfers Out		
Superannuation Surcharge Tax		
Internal Transfer Out		
Closing balance at 30/06/2023	4,869,205.70	1,469,610.05

AC. SO.

# SAOSM Super Fund

## Members Statement



Angela Mary Cartledge  
16 Bryson Street  
Canterbury, Victoria, 3126, Australia

### Your Details

Date of Birth : Provided  
Age: 57  
Tax File Number: Provided  
Date Joined Fund: 01/08/2020  
Service Period Start Date: 30/10/1989  
Date Left Fund:  
Member Code: CARANG00001A  
Account Start Date: 01/08/2020  
Account Phase: Accumulation Phase  
Account Description: Accumulation

Nominated Beneficiaries: N/A  
Nomination Type: N/A  
Vested Benefits: 1,684,794.67

### Your Balance

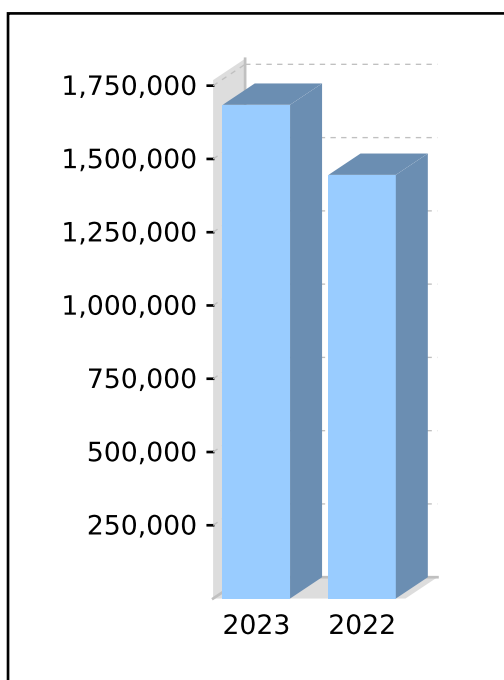
Total Benefits 1,684,794.67

#### Preservation Components

Preserved 1,684,606.92  
Unrestricted Non Preserved 187.75  
Restricted Non Preserved

#### Tax Components

Tax Free 341,113.43  
Taxable 1,343,681.24



### Your Detailed Account Summary

	This Year	Last Year
Opening balance at 01/07/2022	1,445,628.04	1,202,004.68
<u>Increases to Member account during the period</u>		
Employer Contributions		
Personal Contributions (Concessional)		
Personal Contributions (Non Concessional)		
Government Co-Contributions		
Other Contributions		
Proceeds of Insurance Policies		
Transfers In		
Net Earnings	326,132.23	276,995.00
Internal Transfer In		
<u>Decreases to Member account during the period</u>		
Pensions Paid		
Contributions Tax		
Income Tax	86,965.60	33,371.64
No TFN Excess Contributions Tax		
Excess Contributions Tax		
Refund Excess Contributions		
Division 293 Tax		
Insurance Policy Premiums Paid		
Management Fees		
Member Expenses		
Benefits Paid/Transfers Out		
Superannuation Surcharge Tax		
Internal Transfer Out		
Closing balance at 30/06/2023	1,684,794.67	1,445,628.04

AG. SO.

# SAOSM Super Fund

## Members Summary

As at 30 June 2023



Opening Balances	Increases				Decreases						Closing Balance
	Contributions	Transfers In	Net Earnings	Insurance Proceeds	Pensions Paid	Contributions Tax	Taxes Paid	Benefits Paid/ Transfers Out	Insurance Premiums	Member Expenses	
Stuart Richard Cartledge (Age: 58)											
CARSTU00001A - Accumulation											
1,469,610.05	11,458.35	2,948,605.53	601,697.72			1,718.75	160,447.20				4,869,205.70
1,469,610.05	11,458.35	2,948,605.53	601,697.72			1,718.75	160,447.20				4,869,205.70
Angela Mary Cartledge (Age: 57)											
CARANG00001A - Accumulation											
1,445,628.04			326,132.23				86,965.60				1,684,794.67
1,445,628.04			326,132.23				86,965.60				1,684,794.67
2,915,238.09	11,458.35	2,948,605.53	927,829.95			1,718.75	247,412.80				6,554,000.37

40.50

# SAOSM Super Fund

## Investment Summary Report



As at 30 June 2023

Investment	Units	Market Price	Market Value	Average Cost	Accounting Cost	Unrealised Gain/(Loss)	Gain/(Loss)%	Portfolio Weight%
<b>Cash/Bank Accounts</b>								
AMP Bank Account #2518		412,996.330000	412,996.33	412,996.33	412,996.33			6.53 %
National Australia Bank Account #9031		150.670000	150.67	150.67	150.67			0.00 %
National Australia Bank Trade Account #6005		2,392,552.930000	2,392,552.93	2,392,552.93	2,392,552.93			37.85 %
			<b>2,805,699.93</b>		<b>2,805,699.93</b>			<b>44.38 %</b>
<b>Managed Investments &amp; ETFs</b>								
SAOSM_MA Q0863 Macquarie Diversified Equity Yield Fund	12,953.09	0.165800	2,147.62	0.88	11,449.59	(9,301.97)	(81.24) %	0.03 %
MAQ0633AU Macquarie True Index Int'l Equities Fund	794,935.08	1.449800	1,152,496.88	1.35	1,073,016.88	79,480.00	7.41 %	18.23 %
			<b>1,154,644.50</b>		<b>1,084,466.47</b>	<b>70,178.03</b>	<b>6.47 %</b>	<b>18.27 %</b>
<b>Shares in Listed Companies (Australian)</b>								
CAA.AX Capral Limited	20,000.00	7.010000	140,200.00	7.11	142,141.32	(1,941.32)	(1.37) %	2.22 %
DOW.AX Downer Edi Limited	25,000.00	4.110000	102,750.00	3.26	81,589.65	21,160.35	25.94 %	1.63 %
FRI.AX Finbar Group Limited	50,000.00	0.660000	33,000.00	0.63	31,534.65	1,465.35	4.65 %	0.52 %
KOV.AX Korvest Ltd - Ordinary Fully Paid	35,000.00	7.750000	271,250.00	5.09	178,288.70	92,961.30	52.14 %	4.29 %
MRM.AX MMA Offshore Limited	250,000.00	1.150000	287,500.00	0.59	147,161.70	140,338.30	95.36 %	4.55 %
ORG.AX Origin Energy Limited	10,000.00	8.410000	84,100.00	7.71	77,084.70	7,015.30	9.10 %	1.33 %
RHC.AX Ramsay Health Care Limited	700.00	56.290000	39,403.00	77.54	54,274.64	(14,871.64)	(27.40) %	0.62 %
SDG.AX Sunland Group Limited	1,000,000.00	1.345000	1,345,000.00	1.99	1,989,469.04	(644,469.04)	(32.39) %	21.28 %
SGR.AX The Star Entertainment Group Limited	50,000.00	1.155000	57,750.00	1.46	73,080.30	(15,330.30)	(20.98) %	0.91 %
			<b>2,360,953.00</b>		<b>2,774,624.70</b>	<b>(413,671.70)</b>	<b>(14.91) %</b>	<b>37.35 %</b>
			<b>6,321,297.43</b>		<b>6,664,791.10</b>	<b>(343,493.67)</b>	<b>(5.15) %</b>	<b>100.00 %</b>

40.50

## Investment Income Report

As at 30 June 2023



Investment		Total Income	Franked	Unfranked	Interest/ Other	Franking Credits	Foreign Income	Foreign Credits * 1	Assessable Income (Excl. Capital Gains) * 2	TFN Credits	Other Deductions	Distributed Capital Gains	Non-Assessable Payments
<b>Bank Accounts</b>													
	AMP Bank Account #2518	9,260.09			9,260.09	0.00	0.00	0.00	9,260.09			0.00	0.00
	National Australia Bank Account #9031	161.54			161.54	0.00	0.00	0.00	161.54			0.00	0.00
	National Australia Bank Trade Account #6005	18,750.86			18,750.86	0.00	0.00	0.00	18,750.86			0.00	0.00
		<b>28,172.49</b>			<b>28,172.49</b>	<b>0.00</b>	<b>0.00</b>	<b>0.00</b>	<b>28,172.49</b>			<b>0.00</b>	<b>0.00</b>
<b>Managed Investments &amp; ETFs</b>													
SAOSM_MA	Macquarie Diversified Equity Yield Fund	32,596.67	16,438.02	869.50	13,015.32	5,067.32	563.59	23.86	35,977.61		0.00	1,463.58	246.66
MAQ0633AU	Macquarie True Index Int'l Equities Fund	40,010.88			2,416.70	0.00	15,698.64	2,329.28	20,444.62		0.00	21,895.54	0.00
		<b>72,607.55</b>	<b>16,438.02</b>	<b>869.50</b>	<b>15,432.02</b>	<b>5,067.32</b>	<b>16,262.23</b>	<b>2,353.14</b>	<b>56,422.23</b>		<b>0.00</b>	<b>23,359.12</b>	<b>246.66</b>
<b>Shares in Listed Companies (Australian)</b>													
CAA.AX	Capral Limited	3,500.00	3,500.00	0.00		1,500.00			5,000.00		0.00		
FRI.AX	Finbar Group Limited	1,000.00	1,000.00	0.00		428.57			1,428.57		0.00		
FMG.AX	Fortescue Metals Group Ltd	4,840.00	4,840.00	0.00		2,074.29			6,914.29		0.00		
KOV.AX	Korvest Ltd - Ordinary Fully Paid	18,219.60	18,219.60	0.00		7,808.40			26,028.00		0.00		
ORG.AX	Origin Energy Limited	1,650.00	1,650.00	0.00		707.14			2,357.14		0.00		
OZL.AX	Oz Minerals Limited	26,250.00	26,250.00	0.00		11,250.00			37,500.00		0.00		
RHC.AX	Ramsay Health Care Limited	689.50	689.50	0.00		295.50			985.00		0.00		
SDG.AX	Sunland Group Limited	1,025,244.60	1,025,244.60	0.00		439,390.55			1,464,635.15		0.00		
		<b>1,081,393.70</b>	<b>1,081,393.7</b>	<b>0.00</b>		<b>463,454.45</b>			<b>1,544,848.15</b>		<b>0.00</b>		

40.50

## Investment Income Report

As at 30 June 2023



Investment	Total Income	Franked	Unfranked	Interest/ Other	Franking Credits	Foreign Income	Foreign Credits * 1	Assessable Income (Excl. Capital Gains) * 2	TFN Credits	Other Deductions	Distributed Capital Gains	Non- Assessable Payments
	1,182,173.74	1,097,831.7	869.50	43,604.51	468,521.77	16,262.23	2,353.14	1,629,442.87		0.00	23,359.12	246.66

Assessable Income (Excl. Capital Gains) **1,629,442.87**

Net Capital Gain **15,572.75**

**Total Assessable Income 1,645,015.62**

\* 1 Includes foreign credits from foreign capital gains.

\* 2 Assessable Income in the SMSF Annual Return will be different as capital gains and losses from disposals of assets have not been included.

For a breakdown of Distributed Capital Gains and Non-Assessable Payments refer to Distributions Reconciliation Report.

40.50

Document electronically signed



[www.fusesign.com](http://www.fusesign.com)

## Document Details

Document ID	bbf2ce3e-dab9-407a-a74c-a135cbbe5d44
Document Bundle ID	c6e39161-5124-4b5c-9038-80bd330542aa
Uploaded to FuseSign	2023-11-10 13:34 +10:00
FuseSign subscriber	Green Frog Super
Initiator email	support@greenfrogsuper.com.au
Signed by	Angela Cartledge (angelacartledge@gmail.com   +61 xxxxxxx 996), Stuart Cartledge (stuartcartledge@gmail.com   +61 xxxxxxx 574)
System finalisation	2023-11-12 12:21 +10:00
Verify URL	<a href="https://app.fuse.work/fusesign/verify/bbf2ce3e-dab9-407a-a74c-a135cbbe5d44">https://app.fuse.work/fusesign/verify/bbf2ce3e-dab9-407a-a74c-a135cbbe5d44</a>

## Document Signers

### Signer 1

Name	Angela Cartledge
Email	angelacartledge@gmail.com
Mobile	+61 xxxxxxx 996
IP Address	203.213.41.69
Verification Mode	SMS Code

  
7A5433CF-2CF4-4D33-B9E3-D13898A8D871

### Signer 2

Name	Stuart Cartledge
Email	stuartcartledge@gmail.com
Mobile	+61 xxxxxxx 574
IP Address	203.213.41.69
Verification Mode	SMS Code

  
4100299A-E111-4130-A4C3-E9CCE3BE3048

## DOCUMENT AUDIT LOG

DATE TIME	USER	TRANSACTION
2023-11-10 13:34 +10:00	SUPPORT@GREENFROGSUPER.COM.AU	DOCUMENT BUNDLE CREATED BY KAREN BARNES (SUPPORT@GREENFROGSUPER.COM.AU) (SOURCE IP ADDRESS: 61.69.214.158)
2023-11-10 13:34 +10:00	SYSTEM	EMAILS SENT TO: ANGELACARTLEDGE@GMAIL.COM (6 DOCUMENTS - 5 ACTIONS) STUARTCARTLEDGE@GMAIL.COM (6 DOCUMENTS - 5 ACTIONS) SMSS SENT TO: ANGELA CARTLEDGE - +61 XXXXXXX 996 (6 DOCUMENTS - 5 ACTIONS) STUART CARTLEDGE - +61 XXXXXXX 574 (6 DOCUMENTS - 5 ACTIONS)
2023-11-10 13:40 +10:00	STUART CARTLEDGE	SMS VERIFICATION REQUESTED TO MOBILE ENDING IN 574
2023-11-10 13:40 +10:00	STUART CARTLEDGE	CODE ENTERED AND VERIFIED
2023-11-10 13:40 +10:00	STUART CARTLEDGE	LINK OPENED FROM IP 124.170.100.111
2023-11-10 14:49 +10:00	STUART CARTLEDGE	SMS VERIFICATION REQUESTED TO MOBILE ENDING IN 574
2023-11-10 14:49 +10:00	STUART CARTLEDGE	CODE ENTERED AND VERIFIED
2023-11-10 14:49 +10:00	STUART CARTLEDGE	LINK OPENED FROM IP 124.170.100.111
2023-11-10 14:59 +10:00	STUART CARTLEDGE	LINK OPENED FROM IP 124.170.100.111
2023-11-10 17:13 +10:00	STUART CARTLEDGE	SMS VERIFICATION REQUESTED TO MOBILE ENDING IN 574
2023-11-10 17:14 +10:00	STUART CARTLEDGE	CODE ENTERED AND VERIFIED
2023-11-10 17:14 +10:00	STUART CARTLEDGE	LINK OPENED FROM IP 124.170.100.111
2023-11-10 17:14 +10:00	STUART CARTLEDGE	DOWNLOADED ALL DOCUMENTS
2023-11-12 12:06 +10:00	STUART CARTLEDGE	SMS VERIFICATION REQUESTED TO MOBILE ENDING IN 574
2023-11-12 12:06 +10:00	STUART CARTLEDGE	CODE ENTERED AND VERIFIED
2023-11-12 12:06 +10:00	STUART CARTLEDGE	LINK OPENED FROM IP 203.213.41.69
2023-11-12 12:06 +10:00	STUART CARTLEDGE	DOCUMENT SIGNED: 2023 FINANCIAL STATEMENTS
2023-11-12 12:10 +10:00	STUART CARTLEDGE	STUART CARTLEDGE HAS COMPLETED BUNDLE C6E39161-5124-4B5C-9038-80BD330542AA
2023-11-12 12:19 +10:00	ANGELA CARTLEDGE	SMS VERIFICATION REQUESTED TO MOBILE ENDING IN 996
2023-11-12 12:19 +10:00	ANGELA CARTLEDGE	CODE ENTERED AND VERIFIED
2023-11-12 12:19 +10:00	ANGELA CARTLEDGE	LINK OPENED FROM IP 203.213.41.69
2023-11-12 12:20 +10:00	ANGELA CARTLEDGE	DOCUMENT SIGNED: 2023 FINANCIAL STATEMENTS
2023-11-12 12:21 +10:00	SYSTEM	FINALISING DOCUMENT (BBF2CE3E-DAB9-407A-A74C-A135CBBE5D44)

## More Information

For more information on electronic signatures and to validate this document was signed by the parties listed above, please visit [www.fusesign.com](http://www.fusesign.com)