

SMSF AUDIT WORKPAPERS



Approved

Client name	NICK NORMAN SUPER FUND	Fin Accounts Prepared by	JEFFREY NG
Client code	NICKNOSF / 534	Date prepared	09-Oct-2023
Year ended	30-Jun-2023	Reviewed by	TC 11-10-2023
SRN/HIN	X0077774025	AB Reviewed	Y / N
Postcode	4001	Start of next FY	01-Jul-2023

Checklist

WP INDEX

WP NAME

CHK	Current WIP
NYP	Check List
PMR	Points for Attention Next Year
QUE	Partner/Manager Review Point
	Queries
A1	Trust Deed Summary
A2	Governing Rules
A3	Minutes and Documentation
A5	Engagement Check List
A6	Audit Risks
A7	Audit Completion
A8	Financial Analysis (Going Concern)
B	Record Keeping
C	Financial Reporting
E	Investments
F	Cash and Receivables
G	Income Tax
L	Liabilities/Pensions
M	Members' Benefits
N	Contributions & Transfers In
R	Revenue
X	Expenses
X1	Benefit Paid and Transfer Out
U	General Workpapers & Correspondence

NOTES:



Chartered Accountants Practice Workpapers

CHK

Client name	NICK NORMAN SUPER FUND	Fin Accounts Prepared by	JEFFREY NG
Client code	NICKNOSF / 534	Date prepared	09-Oct-2023
Year ended	30-Jun-2023	Reviewed by	
SRN/HIN	X0077774025	Date reviewed	
Post code	4001		Back to Cover

ITEM: PREPARATION CHECKLIST BEFORE HAND IN FOR REVIEW

FINANCIAL STATEMENTS

Prior Yr Computer Records Saved:	Yes	Prior Yr Workpapers Complete & Scanned:	Yes
----------------------------------	-----	---	-----

TAX RETURNS

Supporting Schedules Complete:	Yes	ITR agrees to Class ITR:	Yes
--------------------------------	-----	--------------------------	-----

SECRETARIAL

Last Year Minutes Signed & Filed:	Yes
Last Year Accounts Signed & Filed:	Yes
Register Updated:	Yes
All Minutes (incl pension commencement) prepared:	Yes
Annual Return Complete:	Yes
Emailed Catherine to update BDBN:	No
Provide Catherine Minimum Pension Figures:	N/A
Prepare TBAR declaration form:	N/A
Checked Trust Deed Date, is it older than 6 years?	Yes

COMPLIANCE WITH ACCOUNTING STANDARDS

Potential Reasons for Non-Compliance:

Notes for Future Returns:

Client name	NICK NORMAN SUPER FUND	Fin Accounts Prepared by	JEFFREY NG
Client code	NICKNOSF / 534	Date prepared	09-Oct-2023
Year ended	30-Jun-2023	Reviewed by	
SRN/HIN	X0077774025	Date reviewed	
Postcode	4001		Back to Cover

ITEM: POINTS FOR ATTENTION NEXT YEAR

Sch Ref	Question	Response	INITIAL

Client name	NICK NORMAN SUPER FUND	Fin Accounts Prepared by	JEFFREY NG
Client code	NICKNOSF / 534	Date prepared	09-Oct-2023
Year ended	30-Jun-2023	Reviewed by	
SRN/HIN	X0077774025	Date reviewed	
Postcode	4001	Back to Cover	

ITEM: PARTNER / MANAGER REVIEW POINTS

Sch Ref	Question	Response	
Recontribution Strategy	Have you considered a recontribution strategy for members of this super fund?	N/A	
Trust Deed		Date: 02/06/2017	
BDBN Dates		Date: 08/09/2017	
GST checked Annual/Quarterly GST prepared for lodgement.	Registered the super for GST backdated to 1 July 2022 and changed from quarterly to annually from 1 July 2023	Yes	
Change GST to annually from quarterly		Yes	

Client name	NICK NORMAN SUPER FUND	Fin Accounts Prepared by	JEFFREY NG
Client code	NICKNOSF / 534	Date prepared	09-Oct-2023
Year ended	30-Jun-2023	Reviewed by	
SRN/HIN	X0077774025	Date reviewed	
Postcode	4001	Back to Cover	

ITEM: **QUERIES**

Item	Question	Response	INITIAL

Client name	NICK NORMAN SUPER FUND	Fin Accounts Prepared by	JEFFREY NG
Client code	NICKNOSF / 534	Date prepared	09-Oct-2023
Year ended	30-Jun-2023	Reviewed by	
SRN/HIN	X0077774025	Date reviewed	
Postcode	4001	Back to Cover	

1 Membership of Fund

Was there a new member joining the fund during the financial year?

(Please ensure that each new member has been given a PDS and a copy of the Trust Deed)

No

2 Contributions & Investments:

- a Trustees cannot accept contributions other than that permitted by Superannuation Law
- b Contributions can be cash or non cash (fair value)
Contributions shall be vested and can be used by the trustees to invest in accordance with investment strategies
- c strategies
- d Can be used to invest in arms length arrangements with related parties
- e Shall not borrow except in limited circumstances (7 days to settle trade, 90 days for payment of benefits)
- f Unallocated earnings must be held in reserves
- g Trustees must formulate investment strategies and objectives and regularly review them

3 Member not to deal with benefit

Members are not allowed to deal with his or her interests in the fund

4 Actuarial Appointment

As and when required by SIS Act and Regulations

5 Vesting of Benefits

Benefits shall vest in the individual when accrue

6 Payment of Benefits

Minimum requirements for payment of pensions - refer to section 8 in Deed
Minimum requirements for payment of lump sum benefits - refer to section 8 in Deed

7 Trustees to Provide Certificate

When a person ceases to become a member

8 Transfer of Benefits

Upon request of a member to transfer benefits to another fund

9 Auditor

Trustees to appoint independent registered auditor

10 Trustees Responsibilities

Fit and proper person
Comply with the sole purpose test
Manage the fund's investments
Pay benefits in accordance with the rules
Meet administrative obligations
Each member has been provided with a PDS

11 SMSF Requirements

Less than 5 members
All members are trustees or directors of the corporate trustee
Election to become regulated by SISA (1993)
No member of the fund is an employee of another

Client name	NICK NORMAN SUPER FUND	Fin Accounts Prepared by	JEFFREY NG
Client code	NICKNOSF / 534	Date prepared	09-Oct-2023
Year ended	30-Jun-2023	Reviewed by	
SRN/HIN	X0077774025	Date reviewed	
Postcode	4001	Back to Cover	

12 Trustees

Appointment and removal of trustees
 Record Keeping - 10 years - written records for all decisions
 Record Keeping - 5 years for accounting records
 Ensure proper accounting including maintenance of member accounts

13 Amendments to Trust Deed

Deed was reviewed and there were no amendments made to the trust deed
Check to make sure there is an "Evergreen" clause to ensure that it is up to date with legislation
 All deeds dated in 2002 should be updated. If this is your case, please let Catherine know so she can prepare all the necessary documentations

14 Binding Death Benefit Nominations

Does the trust deed provide for non-lapsing binding death benefit nominations?
(All Trust Deeds from Patricia Holdings should have this, please check para 51.2.8 or relevant paragraph. Members without dependants should amend their deed immediately)

Yes

Client name	NICK NORMAN SUPER FUND	Fin Accounts Prepared by	JEFFREY NG
Client code	NICKNOSF / 534	Date prepared	09-Oct-2023
Year ended	30-Jun-2023	Reviewed by	
SRN/HIN	X0077774025	Date reviewed	
Postcode	4001	Back to Cover	

(i) Access the link below for a print out compliance status of the super fund

<http://superfundlookup.gov.au/Index.aspx>

Yes

(ii) Reviewed Trustee Covenants - consistent with governing rules as per section 51 SISA (1993) Refer to Trust deed summary

1. Act honestly in all matters affecting the entity
2. To exercise the degree of care skill and diligence of an ordinary prudent person
3. To act in the best interests of beneficiaries
4. To keep fund assets separate
5. Not to do anything that would impede the proper performance of functions and powers
6. To formulate and give effect to an investment strategy
7. To manage reserves responsibly
8. To allow a beneficiary access to certain information

Note: super fund's governing rules are consistent with trustees' covenants as per s52 SISA (1993)

Yes

(iii) Reviewed the governing rules which appeared to allow for the the operations of the fund to be "indefinitely continuing". Refer to Summary of Governing Rules

(iv) Super fund activities complied with the investment strategy permitted by the trust deed and that the purpose is to provide retirement benefits to members



The Trustee for The Nick Norman Super Fund

ABN details

ABN:	12 234 029 749 View record on ABN Lookup
ABN Status:	Active from 02 Jun 2017
Fund type:	ATO Regulated Self-Managed Superannuation Fund
Contact details:	Se 7 L 5 66 HUNTER ST SYDNEY NSW 2000 AUSTRALIA
Status:	Complying

What does 'Complying' mean?

A 'Complying' SMSF:

- is a regulated fund
- is a resident of Australia, and
- has been issued with a [Notice of compliance](#)

APRA Funds

See the [guidance](#) issued by APRA for further assistance in managing transfers and rollovers to SMSFs. Use the SMSF verification service through [Standard Business Reporting](#) software. More information can be found on [ato.gov.au](#).

Superannuation guarantee payments

Contributions made to complying funds can qualify as Superannuation Guarantee (SG) payments. This record extract can be used to confirm this fund has been issued with a Notice of Compliance and is currently entitled to receive employer SG payments.

Tax rates

Complying funds that meet [Superannuation Industry \(Supervision\) Act 1993](#) (SISA) standards qualify for [concessional tax rates](#).

Also refer to [frequently asked questions](#)

Disclaimer

This extract is based on information supplied by superannuation entities to the Commissioner of Taxation.

Important Neither the Australian Government nor the ATO endorse or guarantee the performance of super funds.

Warning Statement

Anyone who tells you to set up a SMSF is giving you financial advice. This means the person or company must have an [Australian Financial Services \(AFS\) licence](#). Check [ASIC Connect Professional Registers](#).

Client name	NICK NORMAN SUPER FUND	Fin Accounts Prepared by	JEFFREY NG
Client code	NICKNOSF / 534	Date prepared	09-Oct-2023
Year ended	30-Jun-2023	Reviewed by	
SRN/HIN	X0077774025	Date reviewed	
Postcode	4001	Back to Cover	

Objective To ensure that records are maintained in accordance with the trust deed and are consistent with SISA (1993) and general accepted accounting principles

Accounting Records

1 Maintenance of Records

The super fund's financial records were inspected and appeared to be kept in order
Minutes were inspected and it appeared that all decisions relating to the super fund were recorded
(Attach minutes of significant matters such as appointment of auditor, commencement of pension)

Was there options trading during the financial year?

No

If yes, please ensure a derivative risk statement is included in the financial accounts.

Documentation of Investment Decisions

The super fund's minute book was reviewed and there were no matters noted that would materially effect the financial statements

2 ATO Correspondence

Reviewed correspondence with ATO and there were no outstanding matters of audit significance

Client name	NICK NORMAN SUPER FUND	Fin Accounts Prepared by	JEFFREY NG
Client code	NICKNOSF / 534	Date prepared	09-Oct-2023
Year ended	30-Jun-2023	Reviewed by	
SRN/HIN	X0077774025	Date reviewed	
Postcode	4001	Back to Cover	

Objective To ensure the audit engagement is planned properly and performed efficiently

All Engagements

- 5 Copy of Trust Deed**
Obtained a copy of the trust deed - Refer to Deed Summary (A1 & A2)
- There were no amendments
- 6 Issues Relating to Fund History**
Reviewed prior year accounts and workpapers and there were no ongoing issues
- 7 Audit Plan**
Audit plan is prepared and approved by partner
- 8 Minutes**
Reviewed Minutes of meetings for the super fund for the year and there were no items of audit significance. (If significant, please document)
- 9 Legal Advice**
Reviewed correspondence and there was no legal advice received by the trustee during the year
- 10 Trustee Declaration**
Sighted ATO Trustee declaration for new trustees appointed after 30th June 2007.

New Engagements

No

Client name	NICK NORMAN SUPER FUND	Fin Accounts Prepared by	JEFFREY NG
Client code	NICKNOSF / 534	Date prepared	09-Oct-2023
Year ended	30-Jun-2023	Reviewed by	
SRN/HIN	X0077774025	Date reviewed	
Postcode	4001	Back to Cover	

- 1 Contribution Risks**
 All Contributions were allocated to the appropriate member(s) and agreed to employers contributions received and individual tax returns

 Confirmed member contributions were received by the fund (see attached) and compared to the member's individual tax return to ensure the correct amount have been claimed as deduction.
- 2 Other Income Risks**
 A random sample was selected (see attached chess statements) and were confirmed to share registry records. From the sample selected it was reasonable to suggest that all incomes are reported and are at correct amounts
- 3 Expenditure Risks**
 A sample was selected (see attached) and vouched to source documents. From the sample selected it is reasonable to suggest that all expenditures incurred were related to S/F and were correctly reported
- 4 Benefits Payments Risks**
 See Attached Member's Benefits Calculation Statement. Reviewed calculations were reasonable and in accordance with current requirements
- 5 Investments and Other Assets Risks**
 A sample was selected and vouched to bank statements, chess statements and portfolio valuations. From the selected sample, it was reasonable that investments and other assets were held in the super fund's name (See Attached Chess Statements)
 From the sample selected, market values agreed with those published in AFR and were appropriately reported in the accounts
- 6 Liabilities and Members Benefits Risks**
 All investments are shares and cash and therefore the only reasonable risk of unrecorded liability is tax which was brought to balance sheet

Client name	NICK NORMAN SUPER FUND	Fin Accounts Prepared by	JEFFREY NG
Client code	NICKNOSF / 534	Date prepared	09-Oct-2023
Year ended	30-Jun-2023	Reviewed by	
SRN/HIN	X0077774025	Date reviewed	
Postcode	4001	Back to Cover	

Audit Completion

- 10 Assessment and Documentation of Going Concern**
 Super fund has no debt other than tax and accrued members benefits
 Super fund's assets are adequate to meet any short and long term liabilities (payments of benefits)
- 11 Commitments and Contingencies Properly Disclosed**
 Reviewed accounts and all contingencies and commitments have been adequately review and disclosed in the financial report
- 13 Subsequent Events**
 Reviewed correspondence and activity post year end and there were no material events Post balance date
- 14 ATO Return**
 Viewed super fund's signed tax return and lodged and compared with audit WP
- 16 Financial Accounts**
 All Reports in financial accounts have been signed

Client name	NICK NORMAN SUPER FUND	Fin Accounts Prepared by	JEFFREY NG
Client code	NICKNOSF / 534	Date prepared	09-Oct-2023
Year ended	30-Jun-2023	Reviewed by	
SRN/HIN	X0077774025	Date reviewed	
Postcode	4001	Back to Cover	

Objective To ensure that records are maintained in accordance with the trust deed and are consistent with general accounting principles.

Accounting Records

- 1 Opening Balances**
Obtained trial balance and agreed the current year's opening balances to the closing balances from last year
- 2 Comparative Balances Agreed to Prior Year Audited Financial Statements**
Obtained trial balance and agreed audited financial report from last year
- 3 Maintenance of Records**
The super fund's financial records were inspected and appeared to be kept in order (5 years)
Minutes were inspected and it appeared that all decisions relating to the S/F were recorded (Attach minutes of significance matters - these are kept for 10 years)
- 4 Other Records**
Investment decisions were documented and updated in minute book

Investment strategy was prepared and reviewed regularly (at least annually) to take into account of risk, return, liquidity, diversification and the super fund's ability to meet its short and long term commitments.

The super fund's investments were reviewed and are within guidelines of its investment strategy.

The Nick Norman Super Fund
Detailed Trial Balance as at 30 June 2022

Prior Year		Description	Current Year	
Debits	Credits		Debits	Credits
		INCOME		
-	17,700.00	Contributions - Employer Mr Nicholas Norman	-	16,750.00
-	100,000.00	Contributions - Member - Personal Non-Concessional Mr Nicholas Norman	-	330,000.00
1,985.93	-	Realised Capital Gains - Shares in Listed Companies Polynovo Limited	-	-
-	-	Realised Capital Gains - Units In Listed Unit Trusts Charter Hall Retail REIT - Units Fully Paid	-	1,713.34
-	359.54	Distributions - Shares in Listed Companies Macquarie Group Limited - Capital Notes Deferred Settlement	-	-
-	-	Distributions - Stapled Securities APA Group - Fully Paid Units Stapled Securities	-	417.86
-	975.82	Charter Hall Long Wale REIT - Fully Paid Units Stapled Securities	-	1,647.80
-	818.70	Hotel Property Investments - Stapled Security Fully Paid	-	869.61
-	472.15	Transurban Group - Fully Paid Ordinary/Units Stapled Securities	-	576.42
-	890.13	Distributions - Units In Listed Unit Trusts Charter Hall Retail REIT - Units Fully Paid	-	445.06
-	11,046.37	ETFS Morningstar Global Technology ETF - Exchange Traded Fund Units Fully Paid	-	2,748.73
-	-	Hyperion Gbl Growth Companies Fund (Managed Fund) - Hyperion Gbl Growth Companies Fund (Managed Fund)	-	5.09
-	506.95	Ishares S&P 500 ETF - Chess Depository Interests 1:1 Ishs&P500	-	563.40
-	806.26	Magellan High Conviction Trust - Ordinary Units Fully Paid	-	-
-	-	Magellan High Conviction Trust (Managed Fund) - Magellan High Conviction Trust (Managed Fund)	-	867.18
-	1,695.19	Mcp Master Income Trust - Ordinary Units Fully Paid	-	1,618.89
-	765.60	Dividends - Shares in Listed Companies Australia And New Zealand Banking Group Limited	-	1,811.92
-	772.65	BHP Group Limited	-	13,901.07
-	357.97	CSL Limited	-	382.60
-	-	Endeavour Group Limited	-	562.50
-	-	Fortescue Metals Group Ltd	-	12,919.50
-	22.50	Hub24 Limited	-	65.00
-	1,162.35	Macquarie Group Limited	-	2,239.83
-	-	Macquarie Group Limited - Capital Notes Deferred Settlement	-	359.49
-	876.40	Magellan Financial Group Limited	-	896.80
-	-	Nufarm Limited	-	400.00
-	215.14	Qube Holdings Limited	-	291.33
-	144.05	Ramsay Health Care Limited	-	449.96
-	3,139.72	Rio Tinto Limited	-	6,090.01
-	1,296.30	Sonic Healthcare Limited	-	1,415.50
-	554.08	Telstra Corporation Limited.	-	554.08
-	-	Treasury Wine Estates Limited	-	300.00

The Nick Norman Super Fund
Detailed Trial Balance as at 30 June 2022

Prior Year		Description	Current Year	
Debits	Credits		Debits	Credits
-	-	Woolworths Group Limited	-	585.00
-	-	Dividends - Stapled Securities		
-	-	APA Group - Fully Paid Units Stapled Securities	-	235.75
-	-	Transurban Group - Fully Paid Ordinary/Units Stapled Securities	-	13.30
-	-	Foreign Income - Foreign Dividend - Shares in Listed Companies		
-	-	Amcor PLC - Cdi 1:1 Foreign Exempt Nyse	-	990.80
-	1.50	Interest - Cash At Bank		
-	-	Cash at Bank - WBC	-	2.60
-	-	Morgans - Macquarie Cash Management	-	382.95
-	22.31	Ord Minnett	-	0.54
-	754.17	Interest - Other Fixed Interest Securities		
-	-	Qube Holdings Limited - Hybrid 3-Bbsw+3.90% 05-10-23 Sub Cum	-	182.42
-	-	Interest - Shares in Listed Companies		
-	-	Qube Holdings Limited	-	555.56
		EXPENSE		
1,980.00	-	Accountancy Fee	2,406.80	-
330.00	-	Auditor Fee	330.00	-
-	-	Bank Fees - Cash At Bank		
-	-	Ord Minnett	0.01	-
1,100.00	-	Investment Management Fee	9,832.82	-
54.00	-	Regulatory Fees	55.00	-
259.00	-	SMSF Supervisory Levy	259.00	-
-	-	Decrease in Market Value - Derivative Investments		
-	-	Magellan Financial Group Limited - Option Expiring 16-Apr-2027	-	36.75
-	621.00	Pointsbet Holdings Limited - Option Expiring 30-Sep-2022 Deferred	618.30	-
-	396.68	Decrease in Market Value - Other Fixed Interest Securities		
-	-	Qube Holdings Limited - Hybrid 3-Bbsw+3.90% 05-10-23 Sub Cum	169.20	-
-	-	Decrease in Market Value - Shares in Listed Companies		
-	-	Amcor PLC - Cdi 1:1 Foreign Exempt Nyse	-	3,510.00
-	12,134.76	Australia And New Zealand Banking Group Limited	8,802.40	-
-	4,768.50	BHP Group Limited	7,355.39	-
229.87	-	CSL Limited	2,048.51	-
-	-	Endeavour Group Limited	-	3,670.00
-	-	Fortescue Metals Group Ltd	23,769.65	-
-	4,255.00	Hub24 Limited	4,120.00	-
-	13,959.27	Macquarie Group Limited	1,194.60	-
-	512.20	Macquarie Group Limited - Capital Notes Deferred Settlement	457.00	-
1,660.00	-	Magellan Financial Group Limited	16,376.00	-
-	18,620.82	Murray Cod Australia Limited	13,448.37	-
-	-	Nextdc Limited	1,910.00	-
-	-	Nufarm Limited	-	2,655.00
-	29,564.92	Pointsbet Holdings Limited	46,418.46	-
184.65	-	Polynovo Limited	-	-
-	-	Proptech Group Limited	10,000.00	-
-	1,165.32	Qube Holdings Limited	1,972.08	-

The Nick Norman Super Fund
Detailed Trial Balance as at 30 June 2022

Prior Year		Description	Current Year	
Debits	Credits		Debits	Credits
1,060.29	-	Ramsay Health Care Limited	-	3,056.13
-	568.68	Redbubble Limited	27,555.80	-
-	11,641.91	Rio Tinto Limited	10,246.32	-
-	43,437.67	Sezzle Inc. - Chess Depository Interests 1:1	75,060.45	-
-	5,331.40	Silk Laser Australia Limited	14,835.20	-
-	11,875.30	Sonic Healthcare Limited	8,031.10	-
-	2,181.69	Telstra Corporation Limited.	-	117.13
-	-	Treasury Wine Estates Limited	1,050.00	-
-	-	Woodside Energy Group Ltd	-	563.68
-	-	Woolworths Group Limited	1,582.40	-
Decrease in Market Value - Stapled Securities				
-	-	APA Group - Fully Paid Units Stapled Securities	-	5,390.00
-	470.30	Charter Hall Long Wale REIT - Fully Paid Units Stapled Securities	3,710.00	-
-	1,115.10	Hotel Property Investments - Stapled Security Fully Paid	381.78	-
-	133.00	Transurban Group - Fully Paid Ordinary/Units Stapled Securities	-	403.74
Decrease in Market Value - Units In Listed Unit Trusts				
-	1,711.80	Charter Hall Retail REIT - Units Fully Paid	-	549.60
-	10,561.32	ETFS Morningstar Global Technology ETF - Exchange Traded Fund Units Fully Paid	16,405.86	-
-	-	Hyperion Gbl Growth Companies Fund (Managed Fund) - Hyperion Gbl Growth Companies Fund (Managed Fund)	8,160.00	-
-	8,214.05	Ishares S&P 500 ETF - Chess Depository Interests 1:1 Ishs&P500	1,417.65	-
-	2,956.30	Magellan High Conviction Trust - Ordinary Units Fully Paid	3,039.60	-
-	-	Magellan High Conviction Trust (Managed Fund) - Magellan High Conviction Trust (Managed Fund)	1,350.06	-
-	4,372.88	Mcp Master Income Trust - Ordinary Units Fully Paid	1,581.68	-
INCOME TAX				
4,671.45	-	Income Tax Expense	7,236.87	-
Imputation Credits - Shares in Listed Companies				
-	328.11	Australia And New Zealand Banking Group Limited	-	776.54
-	331.14	BHP Group Limited	-	5,957.60
-	-	CSL Limited	-	8.65
-	-	Endeavour Group Limited	-	241.07
-	-	Fortescue Metals Group Ltd	-	5,536.93
-	9.64	Hub24 Limited	-	27.86
-	199.26	Macquarie Group Limited	-	383.97
-	61.64	Macquarie Group Limited - Capital Notes Deferred Settlement	-	61.63
-	281.70	Magellan Financial Group Limited	-	288.26
-	92.20	Qube Holdings Limited	-	124.86
-	61.74	Ramsay Health Care Limited	-	192.84
-	1,345.60	Rio Tinto Limited	-	2,610.01
-	166.67	Sonic Healthcare Limited	-	483.72
-	237.46	Telstra Corporation Limited.	-	237.46
-	-	Treasury Wine Estates Limited	-	128.57
-	-	Woolworths Group Limited	-	250.71
Imputation Credits - Stapled Securities				

The Nick Norman Super Fund
Detailed Trial Balance as at 30 June 2022

Prior Year		Description	Current Year	
Debits	Credits		Debits	Credits
-	-	APA Group - Fully Paid Units Stapled Securities	-	101.04
-	1.31	Transurban Group - Fully Paid Ordinary/Units Stapled Securities	-	6.78
-	-	Imputation Credits - Units In Listed Unit Trusts ETFS Morningstar Global Technology ETF - Exchange Traded Fund Units Fully Paid	-	16.25
PROFIT & LOSS CLEARING ACCOUNT				
325,527.00	-	Profit & Loss Clearing Account	108,010.31	-
ASSETS				
Derivative Investments				
-	-	Magellan Financial Group Limited - Option Expiring 16-Apr-2027	36.75	-
621.00	-	Pointsbet Holdings Limited - Option Expiring 30-Sep-2022 Deferred	2.70	-
Other Fixed Interest Securities				
19,439.20	-	Qube Holdings Limited - Hybrid 3-Bbsw+3.90% 05-10-23 Sub Cum	19,270.00	-
Shares in Listed Companies				
-	-	Ancor PLC - Cdi 1:1 Foreign Exempt Nyse	36,080.00	-
35,919.40	-	Australia And New Zealand Banking Group Limited	44,060.00	-
18,165.18	-	BHP Group Limited	61,875.00	-
36,219.13	-	CSL Limited	34,170.62	-
-	-	Endeavour Group Limited	34,065.00	-
-	-	Fortescue Metals Group Ltd	76,255.50	-
14,255.00	-	Hub24 Limited	10,135.00	-
57,722.67	-	Macquarie Group Limited	86,367.75	-
10,771.00	-	Macquarie Group Limited - Capital Notes Deferred Settlement	10,314.00	-
21,544.00	-	Magellan Financial Group Limited	5,168.00	-
27,241.57	-	Murray Cod Australia Limited	13,793.20	-
-	-	Nextdc Limited	31,920.00	-
-	-	Nufarm Limited	38,175.00	-
51,618.42	-	Pointsbet Holdings Limited	19,376.40	-
-	-	Proptech Group Limited	4,400.00	-
14,207.94	-	Qube Holdings Limited	12,235.86	-
18,696.15	-	Ramsay Health Care Limited	21,752.28	-
35,775.10	-	Redbubble Limited	9,819.00	-
54,201.92	-	Rio Tinto Limited	43,955.60	-
77,342.99	-	Sezzle Inc. - Chess Depository Interests 1:1	2,282.54	-
25,324.15	-	Silk Laser Australia Limited	10,488.95	-
57,216.00	-	Sonic Healthcare Limited	49,184.90	-
13,020.88	-	Telstra Corporation Limited.	19,250.00	-
-	-	Treasury Wine Estates Limited	22,700.00	-
-	-	Woodside Energy Group Ltd	8,628.64	-
-	-	Woolworths Group Limited	53,400.00	-
Stapled Securities				
-	-	APA Group - Fully Paid Units Stapled Securities	28,175.00	-
22,339.25	-	Charter Hall Long Wale REIT - Fully Paid Units Stapled Securities	32,025.00	-
13,531.98	-	Hotel Property Investments - Stapled Security Fully Paid	13,150.20	-
18,925.90	-	Transurban Group - Fully Paid Ordinary/Units Stapled Securities	21,253.64	-
Units In Listed Unit Trusts				
14,455.20	-	Charter Hall Retail REIT - Units Fully	-	-

The Nick Norman Super Fund
Detailed Trial Balance as at 30 June 2022

Prior Year		Description	Current Year	
Debits	Credits		Debits	Credits
		Paid		
72,633.84	-	ETFS Morningstar Global Technology ETF - Exchange Traded Fund Units Fully Paid	56,227.98	-
-	-	Hyperion Gbl Growth Companies Fund (Managed Fund) - Hyperion Gbl Growth Companies Fund (Managed Fund)	14,750.00	-
37,228.10	-	Ishares S&P 500 ETF - Chess	35,810.45	-
28,040.10	-	Depository Interests 1:1 Ishs&P500	-	-
-	-	Magellan High Conviction Trust - Ordinary Units Fully Paid	-	-
-	-	Magellan High Conviction Trust (Managed Fund) - Magellan High Conviction Trust (Managed Fund)	23,650.44	-
37,960.32	-	Mcp Master Income Trust - Ordinary Units Fully Paid	36,378.64	-
<hr/>				
		Cash At Bank		
121,048.66	-	Cash at Bank - WBC	12,576.34	-
-	-	Morgans - Macquarie Cash Management	25,895.88	-
19,851.74	-	Ord Minnett	-	-
<hr/>				
		Receivables - Investment Income Receivable - Distributions		
-	-	APA Group - Fully Paid Units Stapled Securities	28.61	-
348.02	-	Charter Hall Long Wale REIT - Fully Paid Units Stapled Securities	572.25	-
411.47	-	Hotel Property Investments - Stapled Security Fully Paid	436.93	-
272.65	-	Transurban Group - Fully Paid Ordinary/Units Stapled Securities	354.72	-
<hr/>				
		Receivables - Investment Income Receivable - Distributions		
483.11	-	Charter Hall Retail REIT - Units Fully Paid	-	-
11,014.56	-	ETFS Morningstar Global Technology ETF - Exchange Traded Fund Units Fully Paid	2,704.94	-
111.49	-	Ishares S&P 500 ETF - Chess	135.48	-
403.13	-	Depository Interests 1:1 Ishs&P500	-	-
-	-	Magellan High Conviction Trust - Ordinary Units Fully Paid	-	-
-	-	Magellan High Conviction Trust (Managed Fund) - Magellan High Conviction Trust (Managed Fund)	440.76	-
120.95	-	Mcp Master Income Trust - Ordinary Units Fully Paid	167.47	-
<hr/>				
		Deferred Tax Assets		
-	-	Carried Forward Capital Losses	2,289.30	-
-	-	Unrealised Gains/Losses	1,016.28	-
<hr/>				
		Current Tax Assets		
-	4,671.45	Provision for Income Tax	-	8,253.15
		Current Tax Assets - Withholding Credits - Shares in Listed Companies		
-	-	Nufarm Limited	94.00	-
<hr/>				
		Current Tax Assets - Franking Credits - Shares in Listed Companies		
328.11	-	Australia And New Zealand Banking Group Limited	776.54	-
331.14	-	BHP Group Limited	5,957.60	-
-	-	CSL Limited	8.65	-
-	-	Endeavour Group Limited	241.07	-
-	-	Fortescue Metals Group Ltd	5,536.93	-
9.64	-	Hub24 Limited	27.86	-

The Nick Norman Super Fund
Detailed Trial Balance as at 30 June 2022

Prior Year		Description	Current Year	
Debits	Credits		Debits	Credits
199.26	-	Macquarie Group Limited	383.97	-
61.64	-	Macquarie Group Limited - Capital Notes Deferred Settlement	61.63	-
281.70	-	Magellan Financial Group Limited	288.26	-
92.20	-	Qube Holdings Limited	124.86	-
61.74	-	Ramsay Health Care Limited	192.84	-
1,345.60	-	Rio Tinto Limited	2,610.01	-
166.67	-	Sonic Healthcare Limited	483.72	-
237.46	-	Telstra Corporation Limited.	237.46	-
-	-	Treasury Wine Estates Limited	128.57	-
-	-	Woolworths Group Limited	250.71	-
		Current Tax Assets - Franking Credits - Stapled Securities		
-	-	APA Group - Fully Paid Units Stapled Securities	101.04	-
1.31	-	Transurban Group - Fully Paid Ordinary/Units Stapled Securities	6.78	-
		Current Tax Assets - Franking Credits - Units In Listed Unit Trusts		
-	-	ETFS Morningstar Global Technology ETF - Exchange Traded Fund Units Fully Paid	16.25	-
		Current Tax Assets - Foreign Tax Credits - Units In Listed Unit Trusts		
31.81	-	ETFS Morningstar Global Technology ETF - Exchange Traded Fund Units Fully Paid	43.79	-
-	-	Hyperion Gbl Growth Companies Fund (Managed Fund) - Hyperion Gbl Growth Companies Fund (Managed Fund)	5.09	-
73.05	-	Ishares S&P 500 ETF - Chess Depository Interests 1:1 Ishs&P500	80.18	-
		Current Tax Assets		
-	-	Income Tax Instalments Paid	1,086.00	-
-	-	Change in Carried Forward Losses	-	2,289.30
		LIABILITIES		
-	259.00	SMSF Supervisory Levy	-	259.00
-	-	Activity Statement Payable/Refundable	-	362.00
		MEMBER ENTITLEMENTS		
		Mr Nicholas Norman		
-	986,773.05	Accumulation	-	1,094,783.36
<u>1,330,745.69</u>	<u>1,330,745.69</u>		<u>1,547,145.48</u>	<u>1,547,145.48</u>

Client name	NICK NORMAN SUPER FUND	Fin Accounts Prepared by	JEFFREY NG
Client code	NICKNOSF / 534	Date prepared	09-Oct-2023
Year ended	30-Jun-2023	Reviewed by	
SRN/HIN	X0077774025	Date reviewed	
Postcode	4001	Back to Cover	

Objective To ensure that financial report complies with AAS, UIG's and trust deed

Accounting Records

- 1 **Financial Report Disclosures Complied with AAS and UIG's Listed in Note 1**
Reviewed super fund's financial disclosures and it appeared to comply

- 2 **Consistency in Treatment of Accounting Policies**
The basis of accounting is accrual and is consistent with prior year. There were no changes made and hence zero impact on financial statements

- 3 **Financial Prepared in Accordance with Trust Deed**
Financial reports were prepared in accordance with trust deed requirements

The Nick Norman Super Fund
Detailed Trial Balance as at 30 June 2023

Prior Year		Description	Current Year	
Debits	Credits		Debits	Credits
		INCOME		
-	16,750.00	Contributions - Employer Mr Nicholas Norman	-	750.00
-	-	Contributions - Member - Personal Concessional Mr Nicholas Norman	-	26,000.00
-	330,000.00	Contributions - Member - Personal Non-Concessional Mr Nicholas Norman	-	-
-	-	Realised Capital Gains - Shares in Listed Companies		
-	-	Fortescue Metals Group Ltd	286.84	-
-	-	Hub24 Limited	-	4,397.50
-	-	Proptech Group Limited	2,400.00	-
-	-	Realised Capital Gains - Stapled Securities Hotel Property Investments - Stapled Security Fully Paid	-	520.42
-	1,713.34	Realised Capital Gains - Units In Listed Unit Trusts		
-	-	Charter Hall Retail REIT - Units Fully Paid	-	-
-	-	Mcp Master Income Trust - Ordinary Units Fully Paid	755.58	-
-	36.75	Increase in Market Value - Derivative Investments		
-	-	Magellan Financial Group Limited - Option Expiring 16-Apr-2027	26.75	-
618.30	-	Pointsbet Holdings Limited - Option Expiring 30-Sep-2022 Deferred	2.70	-
169.20	-	Increase in Market Value - Other Fixed Interest Securities		
-	-	Qube Holdings Limited - Hybrid 3-Bbsw+3.90% 05-10-23 Sub Cum	357.20	-
-	3,510.00	Increase in Market Value - Shares in Listed Companies		
-	-	Ancor PLC - Cdi 1:1 Foreign Exempt Nyse	6,360.00	-
-	-	Aurizon Holdings Limited	-	6,310.00
8,802.40	-	Australia And New Zealand Banking Group Limited	-	4,004.54
7,355.39	-	BHP Group Limited	-	7,577.50
2,048.51	-	CSL Limited	-	962.88
-	3,670.00	Endeavour Group Limited	5,670.00	-
23,769.65	-	Fortescue Metals Group Ltd	-	22,008.35
-	-	Gold Hydrogen Limited	7,692.50	-
4,120.00	-	Hub24 Limited	135.00	-
1,194.60	-	Macquarie Group Limited	-	6,882.75
457.00	-	Macquarie Group Limited - Capital Notes Deferred Settlement	-	181.00
16,376.00	-	Magellan Financial Group Limited	1,372.00	-
-	-	Megaport Limited	-	3,122.50
13,448.37	-	Murray Cod Australia Limited	5,862.11	-
1,910.00	-	Nextdc Limited	-	7,155.00
-	2,655.00	Nufarm Limited	-	-
46,418.46	-	Pointsbet Holdings Limited	6,434.70	-
10,000.00	-	Proptech Group Limited	-	10,000.00
1,972.08	-	Qube Holdings Limited	-	537.84
-	3,056.13	Ramsay Health Care Limited	5,415.78	-
27,555.80	-	Redbubble Limited	5,782.30	-
10,246.32	-	Rio Tinto Limited	-	5,131.72
75,060.45	-	Sezzle Inc. - Chess Depository Interests 1:1	-	2,721.70

The Nick Norman Super Fund
Detailed Trial Balance as at 30 June 2023

Prior Year		Description	Current Year	
Debits	Credits		Debits	Credits
14,835.20	-	Silk Laser Australia Limited	-	8,808.40
8,031.10	-	Sonic Healthcare Limited	-	3,814.40
-	117.13	Telstra Corporation Limited.	-	2,250.00
1,050.00	-	Treasury Wine Estates Limited	240.00	-
-	563.68	Woodside Energy Group Ltd	-	3,269.06
1,582.40	-	Woolworths Group Limited	-	6,195.00
Increase in Market Value - Stapled Securities				
-	5,390.00	APA Group - Fully Paid Units Stapled Securities	3,950.00	-
3,710.00	-	Charter Hall Long Wale REIT - Fully Paid Units Stapled Securities	1,950.00	-
381.78	-	Hotel Property Investments - Stapled Security Fully Paid	410.82	-
-	403.74	Transurban Group - Fully Paid Ordinary/Units Stapled Securities	-	1,988.36
Increase in Market Value - Units In Listed Unit Trusts				
-	549.60	Charter Hall Retail REIT - Units Fully Paid	-	-
16,405.86	-	ETFS Morningstar Global Technology ETF - Exchange Traded Fund Units Fully Paid	-	14,119.86
8,160.00	-	Hyperion Gbl Growth Companies Fund (Managed Fund) - Hyperion Gbl Growth Companies Fund (Managed Fund)	-	5,050.00
1,417.65	-	Ishares S&P 500 ETF - Chess Depository Interests 1:1 Ishs&P500	-	7,528.30
3,039.60	-	Magellan High Conviction Trust - Ordinary Units Fully Paid	-	-
1,350.06	-	Magellan High Conviction Trust (Managed Fund) - Magellan High Conviction Trust (Managed Fund)	-	3,941.74
1,581.68	-	Mcp Master Income Trust - Ordinary Units Fully Paid	-	839.16
Distributions - Stapled Securities				
-	417.86	APA Group - Fully Paid Units Stapled Securities	-	1,347.11
-	1,647.80	Charter Hall Long Wale REIT - Fully Paid Units Stapled Securities	-	2,100.00
-	869.61	Hotel Property Investments - Stapled Security Fully Paid	-	-
-	576.42	Transurban Group - Fully Paid Ordinary/Units Stapled Securities	-	1,710.00
Distributions - Units In Listed Unit Trusts				
-	445.06	Charter Hall Retail REIT - Units Fully Paid	-	-
-	2,748.73	ETFS Morningstar Global Technology ETF - Exchange Traded Fund Units Fully Paid	-	418.74
-	5.09	Hyperion Gbl Growth Companies Fund (Managed Fund) - Hyperion Gbl Growth Companies Fund (Managed Fund)	-	9.84
-	563.40	Ishares S&P 500 ETF - Chess Depository Interests 1:1 Ishs&P500	-	699.54
-	867.18	Magellan High Conviction Trust (Managed Fund) - Magellan High Conviction Trust (Managed Fund)	-	856.43
-	1,618.89	Mcp Master Income Trust - Ordinary Units Fully Paid	-	368.44
Dividends - Shares in Listed Companies				
-	-	Aurizon Holdings Limited	-	997.50
-	1,811.92	Australia And New Zealand Banking Group Limited	-	2,497.88
-	13,901.07	BHP Group Limited	-	7,830.95

The Nick Norman Super Fund
Detailed Trial Balance as at 30 June 2023

Prior Year		Description	Current Year	
Debits	Credits		Debits	Credits
-	382.60	CSL Limited	-	429.24
-	562.50	Endeavour Group Limited	-	990.00
-	12,919.50	Fortescue Metals Group Ltd	-	6,885.75
-	65.00	Hub24 Limited	-	62.50
-	2,239.83	Macquarie Group Limited	-	3,412.50
-	359.49	Macquarie Group Limited - Capital Notes Deferred Settlement	-	592.72
-	896.80	Magellan Financial Group Limited	-	463.20
-	400.00	Nufarm Limited	-	825.00
-	291.33	Qube Holdings Limited	-	347.36
-	449.96	Ramsay Health Care Limited	-	292.55
-	6,090.01	Rio Tinto Limited	-	3,039.62
-	1,415.50	Sonic Healthcare Limited	-	1,519.80
-	554.08	Telstra Corporation Limited.	-	850.00
-	300.00	Treasury Wine Estates Limited	-	680.00
-	-	Woodside Energy Group Ltd	-	2,372.43
-	585.00	Woolworths Group Limited	-	1,485.00
Dividends - Stapled Securities				
-	235.75	APA Group - Fully Paid Units Stapled Securities	-	-
-	13.30	Transurban Group - Fully Paid Ordinary/Units Stapled Securities	-	29.56
Foreign Income - Foreign Dividend - Shares in Listed Companies				
-	990.80	Arcor PLC - Cdi 1:1 Foreign Exempt Nyse	-	1,448.60
Interest - Cash At Bank				
-	2.60	Cash at Bank - WBC	-	113.15
-	382.95	Morgans - Macquarie Cash Management	-	946.72
-	0.54	Ord Minnett	-	-
Interest - Other Fixed Interest Securities				
-	182.42	Qube Holdings Limited - Hybrid 3-Bbsw+3.90% 05-10-23 Sub Cum	-	1,119.91
Interest - Shares in Listed Companies				
-	555.56	Qube Holdings Limited	-	-
-	-	Fee Refund	-	379.21
EXPENSE				
Lump Sums Paid - Mr Nicholas Norman				
-	-	Accumulation	4,127.21	-
2,406.80	-	Accountancy Fee	473.00	-
330.00	-	Auditor Fee	330.00	-
Bank Fees - Cash At Bank				
0.01	-	Ord Minnett	-	-
-	-	Fund Administration Fee	3,966.75	-
9,832.82	-	Investment Management Fee	10,650.94	-
55.00	-	Regulatory Fees	56.00	-
259.00	-	SMSF Supervisory Levy	259.00	-
INCOME TAX				
7,236.87	-	Income Tax Expense	18,992.87	-
Imputation Credits - Shares in Listed Companies				
-	-	Aurizon Holdings Limited	-	427.50
-	776.54	Australia And New Zealand Banking Group Limited	-	1,070.52
-	5,957.60	BHP Group Limited	-	3,356.12
-	8.65	CSL Limited	-	9.57
-	241.07	Endeavour Group Limited	-	424.29

The Nick Norman Super Fund
Detailed Trial Balance as at 30 June 2023

Prior Year		Description	Current Year	
Debits	Credits		Debits	Credits
-	5,536.93	Fortescue Metals Group Ltd	-	2,951.04
-	27.86	Hub24 Limited	-	26.79
-	383.97	Macquarie Group Limited	-	585.00
-	61.63	Macquarie Group Limited - Capital Notes Deferred Settlement	-	101.61
-	288.26	Magellan Financial Group Limited	-	162.83
-	124.86	Qube Holdings Limited	-	148.86
-	192.84	Ramsay Health Care Limited	-	125.38
-	2,610.01	Rio Tinto Limited	-	1,302.70
-	483.72	Sonic Healthcare Limited	-	651.34
-	237.46	Telstra Corporation Limited.	-	364.28
-	128.57	Treasury Wine Estates Limited	-	291.43
-	-	Woodside Energy Group Ltd	-	1,016.75
-	250.71	Woolworths Group Limited	-	636.42
-	101.04	Imputation Credits - Stapled Securities APA Group - Fully Paid Units Stapled Securities	-	158.70
-	6.78	Transurban Group - Fully Paid Ordinary/Units Stapled Securities	-	14.21
-	16.25	Imputation Credits - Units In Listed Unit Trusts ETFs Morningstar Global Technology ETF - Exchange Traded Fund Units Fully Paid	-	16.57
PROFIT & LOSS CLEARING ACCOUNT				
108,010.31	-	Profit & Loss Clearing Account	133,071.09	-
ASSETS				
Derivative Investments				
36.75	-	Magellan Financial Group Limited - Option Expiring 16-Apr-2027	10.00	-
2.70	-	Pointsbet Holdings Limited - Option Expiring 30-Sep-2022 Deferred	-	-
Other Fixed Interest Securities				
19,270.00	-	Qube Holdings Limited - Hybrid 3-Bbsw+3.90% 05-10-23 Sub Cum	18,912.80	-
Shares in Listed Companies				
36,080.00	-	Ancor PLC - Cdi 1:1 Foreign Exempt Nyse	29,720.00	-
-	-	Aurizon Holdings Limited	55,860.00	-
44,060.00	-	Australia And New Zealand Banking Group Limited	50,597.14	-
61,875.00	-	BHP Group Limited	89,980.00	-
34,170.62	-	CSL Limited	45,767.70	-
34,065.00	-	Endeavour Group Limited	28,395.00	-
76,255.50	-	Fortescue Metals Group Ltd	47,975.34	-
-	-	Gold Hydrogen Limited	6,300.00	-
10,135.00	-	Hub24 Limited	-	-
86,367.75	-	Macquarie Group Limited	93,250.50	-
10,314.00	-	Macquarie Group Limited - Capital Notes Deferred Settlement	10,495.00	-
5,168.00	-	Magellan Financial Group Limited	3,796.00	-
-	-	Megaport Limited	18,050.00	-
13,793.20	-	Murray Cod Australia Limited	7,931.09	-
31,920.00	-	Nextdc Limited	47,175.00	-
38,175.00	-	Nufarm Limited	38,175.00	-
19,376.40	-	Pointsbet Holdings Limited	12,941.70	-
4,400.00	-	Proptech Group Limited	-	-
12,235.86	-	Qube Holdings Limited	12,773.70	-
21,752.28	-	Ramsay Health Care Limited	28,145.00	-
9,819.00	-	Redbubble Limited	4,036.70	-
43,955.60	-	Rio Tinto Limited	49,087.32	-

The Nick Norman Super Fund
Detailed Trial Balance as at 30 June 2023

Prior Year			Current Year		
Debits	Credits	Description	Debits	Credits	
2,282.54	-	Sezzle Inc. - Chess Depository Interests 1:1	5,004.24	-	
10,488.95	-	Silk Laser Australia Limited	19,297.35	-	
49,184.90	-	Sonic Healthcare Limited	52,999.30	-	
19,250.00	-	Telstra Corporation Limited.	21,500.00	-	
22,700.00	-	Treasury Wine Estates Limited	22,460.00	-	
8,628.64	-	Woodside Energy Group Ltd	30,996.00	-	
53,400.00	-	Woolworths Group Limited	59,595.00	-	
Stapled Securities					
28,175.00	-	APA Group - Fully Paid Units Stapled Securities	24,225.00	-	
32,025.00	-	Charter Hall Long Wale REIT - Fully Paid Units Stapled Securities	30,075.00	-	
13,150.20	-	Hotel Property Investments - Stapled Security Fully Paid	-	-	
21,253.64	-	Transurban Group - Fully Paid Ordinary/Units Stapled Securities	42,750.00	-	
Units In Listed Unit Trusts					
56,227.98	-	ETFs Morningstar Global Technology ETF - Exchange Traded Fund Units Fully Paid	70,347.84	-	
14,750.00	-	Hyperion Gbl Growth Companies Fund (Managed Fund) - Hyperion Gbl Growth Companies Fund (Managed Fund)	19,800.00	-	
35,810.45	-	Ishares S&P 500 ETF - Chess Depository Interests 1:1 Ishs&P500	43,338.75	-	
23,650.44	-	Magellan High Conviction Trust (Managed Fund) - Magellan High Conviction Trust (Managed Fund)	27,592.18	-	
36,378.64	-	Mcp Master Income Trust - Ordinary Units Fully Paid	-	-	
Cash At Bank					
12,576.34	-	Cash at Bank - WBC	17,417.85	-	
25,895.88	-	Morgans - Macquarie Cash Management	38,693.25	-	
Receivables - Investment Income Receivable - Distributions					
28.61	-	APA Group - Fully Paid Units Stapled Securities	25.71	-	
572.25	-	Charter Hall Long Wale REIT - Fully Paid Units Stapled Securities	525.00	-	
436.93	-	Hotel Property Investments - Stapled Security Fully Paid	-	-	
354.72	-	Transurban Group - Fully Paid Ordinary/Units Stapled Securities	915.00	-	
Receivables - Investment Income Receivable - Distributions					
2,704.94	-	ETFs Morningstar Global Technology ETF - Exchange Traded Fund Units Fully Paid	348.39	-	
135.48	-	Ishares S&P 500 ETF - Chess Depository Interests 1:1 Ishs&P500	184.48	-	
440.76	-	Magellan High Conviction Trust (Managed Fund) - Magellan High Conviction Trust (Managed Fund)	419.26	-	
167.47	-	Mcp Master Income Trust - Ordinary Units Fully Paid	-	-	
Deferred Tax Assets					
2,289.30	-	Carried Forward Capital Losses	1,940.80	-	
Current Tax Assets					
-	8,253.15	Provision for Income Tax	-	10,523.75	
Current Tax Assets - Withholding Credits - Shares in Listed Companies					

The Nick Norman Super Fund
Detailed Trial Balance as at 30 June 2023

Prior Year		Description	Current Year	
Debits	Credits		Debits	Credits
94.00	-	Nufarm Limited	-	-
		Current Tax Assets - Franking Credits - Shares in Listed Companies		
-	-	Aurizon Holdings Limited	427.50	-
776.54	-	Australia And New Zealand Banking Group Limited	1,070.52	-
5,957.60	-	BHP Group Limited	3,356.12	-
8.65	-	CSL Limited	9.57	-
241.07	-	Endeavour Group Limited	424.29	-
5,536.93	-	Fortescue Metals Group Ltd	2,951.04	-
27.86	-	Hub24 Limited	26.79	-
383.97	-	Macquarie Group Limited	585.00	-
61.63	-	Macquarie Group Limited - Capital Notes Deferred Settlement	101.61	-
288.26	-	Magellan Financial Group Limited	162.83	-
124.86	-	Qube Holdings Limited	148.86	-
192.84	-	Ramsay Health Care Limited	125.38	-
2,610.01	-	Rio Tinto Limited	1,302.70	-
483.72	-	Sonic Healthcare Limited	651.34	-
237.46	-	Telstra Corporation Limited.	364.28	-
128.57	-	Treasury Wine Estates Limited	291.43	-
-	-	Woodside Energy Group Ltd	1,016.75	-
250.71	-	Woolworths Group Limited	636.42	-
		Current Tax Assets - Franking Credits - Stapled Securities		
101.04	-	APA Group - Fully Paid Units Stapled Securities	158.70	-
6.78	-	Transurban Group - Fully Paid Ordinary/Units Stapled Securities	14.21	-
		Current Tax Assets - Franking Credits - Units In Listed Unit Trusts		
16.25	-	ETFs Morningstar Global Technology ETF - Exchange Traded Fund Units Fully Paid	16.57	-
		Current Tax Assets - Foreign Tax Credits - Units In Listed Unit Trusts		
43.79	-	ETFs Morningstar Global Technology ETF - Exchange Traded Fund Units Fully Paid	70.35	-
5.09	-	Hyperion Gbl Growth Companies Fund (Managed Fund) - Hyperion Gbl Growth Companies Fund (Managed Fund)	9.84	-
80.18	-	Ishares S&P 500 ETF - Chess Depository Interests 1:1 Ishs&P500	96.48	-
		Current Tax Assets		
1,086.00	-	Income Tax Instalments Paid	738.00	-
-	2,289.30	Change in Carried Forward Losses	348.50	-
		Other Taxes Refundable		
-	362.00	Activity Statement Payable/Refundable	1,160.00	-
-	-	GST Payable/Refundable	-	0.43
		Fund Suspense		
-	-	Cash at Bank - WBC	1,235.50	-
		LIABILITIES		
-	259.00	SMSF Supervisory Levy	-	259.00
		Lump Sums Paid - Mr Nicholas Norman Accumulation	-	1,235.50
1,016.28	-	Unrealised Gains/Losses	-	7,452.84

MEMBER ENTITLEMENTS

The Nick Norman Super Fund
Detailed Trial Balance as at 30 June 2023

Prior Year		Description	Current Year	
Debits	Credits		Debits	Credits
-	1,094,783.36	Mr Nicholas Norman Accumulation	-	1,227,854.45
<u>1,547,145.48</u>	<u>1,547,145.48</u>		<u>1,474,357.11</u>	<u>1,474,357.11</u>

The Nick Norman Super Fund
General Ledger Account Movement
For the period from 1 July 2022 to 30 June 2023

Date	Description	Quantity	Debits	Credits	Balance
Income					
Member Receipts					
Contributions - Employer					
Mr Nicholas Norman					
01/07/2022	Opening Balance				0.00
04/07/2022	Employer Contribution: DCFM AUSTRALIA PTY LTD			750.00	750.00 CR
30/06/2023	Closing Balance				750.00 CR
Contributions - Member - Personal Concessional					
Mr Nicholas Norman					
01/07/2022	Opening Balance				0.00
18/08/2022	Transfer TRANSFER FROM CMH 979097771			10,000.00	10,000.00 CR
26/05/2023	Transfer TRANSFER FROM CMH 979097771			10,000.00	20,000.00 CR
27/06/2023	TFR Westpac Cho Conce Contribution			6,000.00	26,000.00 CR
30/06/2023	Closing Balance				26,000.00 CR
Investment Gains					
Realised Capital Gains - Shares in Listed Companies					
Fortescue Metals Group Ltd					
01/07/2022	Opening Balance				0.00
27/01/2023	Sale of 2187 units of FMG @ \$22.91		286.84		286.84 DR
30/06/2023	Closing Balance				286.84 DR
Hub24 Limited					
01/07/2022	Opening Balance				0.00
23/02/2023	Sale of 500 units of HUB @ \$29.00			4,397.50	4,397.50 CR
30/06/2023	Closing Balance				4,397.50 CR
Proptech Group Limited					
01/07/2022	Opening Balance				0.00
22/02/2023	PTG Takeover/Merger		2,400.00		2,400.00 DR
30/06/2023	Closing Balance				2,400.00 DR
Realised Capital Gains - Stapled Securities					
Hotel Property Investments - Stapled Security Fully Paid					
01/07/2022	Opening Balance				0.00
15/09/2022	Sale of 4242 units of HPI @ \$3.15			520.42	520.42 CR
30/06/2023	Closing Balance				520.42 CR
Realised Capital Gains - Units In Listed Unit Trusts					
Mcp Master Income Trust - Ordinary Units Fully Paid					
01/07/2022	Opening Balance				0.00
15/09/2022	Sale of 18608 units of MXT @ \$1.965		755.58		755.58 DR
30/06/2023	Closing Balance				755.58 DR
Increase in Market Value - Derivative Investments					
Magellan Financial Group Limited - Option Expiring 16-Apr-2027					
01/07/2022	Opening Balance				0.00
05/02/2023	Market Value Adjustment		22.75		22.75 DR
21/03/2023	Market Value Adjustment		2.50		25.25 DR
30/06/2023	Market Value Adjustment		1.50		26.75 DR
30/06/2023	Closing Balance				26.75 DR
Pointsbet Holdings Limited - Option Expiring 30-Sep-2022 Deferred					
01/07/2022	Opening Balance				0.00
05/02/2023	Market Value Adjustment		2.70		2.70 DR
30/06/2023	Closing Balance				2.70 DR

The Nick Norman Super Fund
General Ledger Account Movement
For the period from 1 July 2022 to 30 June 2023

Date	Description	Quantity	Debits	Credits	Balance
Income					
Increase in Market Value - Other Fixed Interest Securities					
Qube Holdings Limited - Hybrid 3-Bbsw+3.90% 05-10-23 Sub Cum					
01/07/2022	Opening Balance				0.00
05/02/2023	Market Value Adjustment		20.68		20.68 DR
19/02/2023	Market Value Adjustment		16.92		37.60 DR
21/03/2023	Market Value Adjustment		244.40		282.00 DR
30/06/2023	Market Value Adjustment		75.20		357.20 DR
30/06/2023	Closing Balance				357.20 DR
Increase in Market Value - Shares in Listed Companies					
AmcOR PLC - Cdi 1:1 Foreign Exempt Nyse					
01/07/2022	Opening Balance				0.00
05/02/2023	Market Value Adjustment		1,460.00		1,460.00 DR
19/02/2023	Market Value Adjustment		1,440.00		2,900.00 DR
21/03/2023	Market Value Adjustment		600.00		3,500.00 DR
30/06/2023	Market Value Adjustment		2,860.00		6,360.00 DR
30/06/2023	Closing Balance				6,360.00 DR
Aurizon Holdings Limited					
01/07/2022	Opening Balance				0.00
19/02/2023	Market Value Adjustment		815.00		815.00 DR
21/03/2023	Market Value Adjustment		855.00		1,670.00 DR
30/06/2023	Market Value Adjustment			7,980.00	6,310.00 CR
30/06/2023	Closing Balance				6,310.00 CR
Australia And New Zealand Banking Group Limited					
01/07/2022	Opening Balance				0.00
05/02/2023	Market Value Adjustment			8,357.90	8,357.90 CR
19/02/2023	Market Value Adjustment		2,304.72		6,053.18 CR
21/03/2023	Market Value Adjustment		4,097.28		1,955.90 CR
30/06/2023	Market Value Adjustment			2,048.64	4,004.54 CR
30/06/2023	Closing Balance				4,004.54 CR
BHP Group Limited					
01/07/2022	Opening Balance				0.00
05/02/2023	Market Value Adjustment			13,417.50	13,417.50 CR
19/02/2023	Market Value Adjustment			180.00	13,597.50 CR
21/03/2023	Market Value Adjustment		8,940.00		4,657.50 CR
30/06/2023	Market Value Adjustment			2,920.00	7,577.50 CR
30/06/2023	Closing Balance				7,577.50 CR
CSL Limited					
01/07/2022	Opening Balance				0.00
05/02/2023	Market Value Adjustment			5,683.25	5,683.25 CR
19/02/2023	Market Value Adjustment		1,957.07		3,726.18 CR
21/03/2023	Market Value Adjustment		1,703.07		2,023.11 CR
30/06/2023	Market Value Adjustment		1,060.23		962.88 CR
30/06/2023	Closing Balance				962.88 CR
Endeavour Group Limited					
01/07/2022	Opening Balance				0.00
05/02/2023	Market Value Adjustment		3,420.00		3,420.00 DR
19/02/2023	Market Value Adjustment		135.00		3,555.00 DR
21/03/2023	Market Value Adjustment		855.00		4,410.00 DR
30/06/2023	Market Value Adjustment		1,260.00		5,670.00 DR
30/06/2023	Closing Balance				5,670.00 DR

The Nick Norman Super Fund
General Ledger Account Movement
For the period from 1 July 2022 to 30 June 2023

Date	Description	Quantity	Debits	Credits	Balance
Income					
Fortescue Metals Group Ltd					
01/07/2022	Opening Balance				0.00
05/02/2023	Market Value Adjustment			21,510.86	21,510.86 CR
19/02/2023	Market Value Adjustment			670.53	22,181.39 CR
21/03/2023	Market Value Adjustment		3,222.87		18,958.52 CR
30/06/2023	Market Value Adjustment			3,049.83	22,008.35 CR
30/06/2023	Closing Balance				22,008.35 CR
Gold Hydrogen Limited					
01/07/2022	Opening Balance				0.00
05/02/2023	Market Value Adjustment			567.50	567.50 CR
19/02/2023	Market Value Adjustment		560.00		7.50 CR
21/03/2023	Market Value Adjustment		4,900.00		4,892.50 DR
30/06/2023	Market Value Adjustment		2,800.00		7,692.50 DR
30/06/2023	Closing Balance				7,692.50 DR
Hub24 Limited					
01/07/2022	Opening Balance				0.00
05/02/2023	Market Value Adjustment			3,280.00	3,280.00 CR
19/02/2023	Market Value Adjustment		35.00		3,245.00 CR
21/03/2023	Market Value Adjustment		3,380.00		135.00 DR
30/06/2023	Closing Balance				135.00 DR
Macquarie Group Limited					
01/07/2022	Opening Balance				0.00
05/02/2023	Market Value Adjustment			13,608.00	13,608.00 CR
19/02/2023	Market Value Adjustment		750.75		12,857.25 CR
21/03/2023	Market Value Adjustment		8,226.75		4,630.50 CR
30/06/2023	Market Value Adjustment			2,252.25	6,882.75 CR
30/06/2023	Closing Balance				6,882.75 CR
Macquarie Group Limited - Capital Notes Deferred Settlement					
01/07/2022	Opening Balance				0.00
05/02/2023	Market Value Adjustment			381.00	381.00 CR
19/02/2023	Market Value Adjustment		140.00		241.00 CR
21/03/2023	Market Value Adjustment		430.00		189.00 DR
30/06/2023	Market Value Adjustment			370.00	181.00 CR
30/06/2023	Closing Balance				181.00 CR
Magellan Financial Group Limited					
01/07/2022	Opening Balance				0.00
05/02/2023	Market Value Adjustment		1,476.00		1,476.00 DR
19/02/2023	Market Value Adjustment			212.00	1,264.00 DR
21/03/2023	Market Value Adjustment		700.00		1,964.00 DR
30/06/2023	Market Value Adjustment			592.00	1,372.00 DR
30/06/2023	Closing Balance				1,372.00 DR
Megaport Limited					
01/07/2022	Opening Balance				0.00
21/03/2023	Market Value Adjustment		4,152.50		4,152.50 DR
30/06/2023	Market Value Adjustment			7,275.00	3,122.50 CR
30/06/2023	Closing Balance				3,122.50 CR
Murray Cod Australia Limited					
01/07/2022	Opening Balance				0.00
05/02/2023	Market Value Adjustment		3,448.30		3,448.30 DR
19/02/2023	Market Value Adjustment		689.66		4,137.96 DR
30/06/2023	Market Value Adjustment		1,724.15		5,862.11 DR
30/06/2023	Closing Balance				5,862.11 DR

The Nick Norman Super Fund
General Ledger Account Movement
For the period from 1 July 2022 to 30 June 2023

Date	Description	Quantity	Debits	Credits	Balance
Income					
Nextdc Limited					
01/07/2022	Opening Balance				0.00
05/02/2023	Market Value Adjustment		900.00		900.00 DR
19/02/2023	Market Value Adjustment		450.00		1,350.00 DR
21/03/2023	Market Value Adjustment		330.00		1,680.00 DR
30/06/2023	Market Value Adjustment			8,835.00	7,155.00 CR
30/06/2023	Closing Balance				7,155.00 CR
Nufarm Limited					
01/07/2022	Opening Balance				0.00
05/02/2023	Market Value Adjustment			4,650.00	4,650.00 CR
19/02/2023	Market Value Adjustment			450.00	5,100.00 CR
21/03/2023	Market Value Adjustment		2,850.00		2,250.00 CR
30/06/2023	Market Value Adjustment		2,250.00		0.00 CR
30/06/2023	Closing Balance				0.00
Pointsbet Holdings Limited					
01/07/2022	Opening Balance				0.00
05/02/2023	Market Value Adjustment		7,699.95		7,699.95 DR
19/02/2023	Market Value Adjustment		433.80		8,133.75 DR
21/03/2023	Market Value Adjustment		2,313.60		10,447.35 DR
30/06/2023	Market Value Adjustment			4,012.65	6,434.70 DR
30/06/2023	Closing Balance				6,434.70 DR
Proptech Group Limited					
01/07/2022	Opening Balance				0.00
05/02/2023	Market Value Adjustment			7,500.00	7,500.00 CR
21/03/2023	Market Value Adjustment			2,500.00	10,000.00 CR
30/06/2023	Closing Balance				10,000.00 CR
Qube Holdings Limited					
01/07/2022	Opening Balance				0.00
05/02/2023	Market Value Adjustment			1,568.70	1,568.70 CR
19/02/2023	Market Value Adjustment		268.92		1,299.78 CR
21/03/2023	Market Value Adjustment		44.82		1,254.96 CR
30/06/2023	Market Value Adjustment		717.12		537.84 CR
30/06/2023	Closing Balance				537.84 CR
Ramsay Health Care Limited					
01/07/2022	Opening Balance				0.00
05/02/2023	Market Value Adjustment		1,805.76		1,805.76 DR
19/02/2023	Market Value Adjustment		118.80		1,924.56 DR
21/03/2023	Market Value Adjustment		751.41		2,675.97 DR
30/06/2023	Market Value Adjustment		2,739.81		5,415.78 DR
30/06/2023	Closing Balance				5,415.78 DR
Redbubble Limited					
01/07/2022	Opening Balance				0.00
05/02/2023	Market Value Adjustment		4,091.25		4,091.25 DR
19/02/2023	Market Value Adjustment		490.95		4,582.20 DR
21/03/2023	Market Value Adjustment		654.60		5,236.80 DR
30/06/2023	Market Value Adjustment		545.50		5,782.30 DR
30/06/2023	Closing Balance				5,782.30 DR
Rio Tinto Limited					
01/07/2022	Opening Balance				0.00
05/02/2023	Market Value Adjustment			8,662.72	8,662.72 CR
19/02/2023	Market Value Adjustment			564.96	9,227.68 CR
21/03/2023	Market Value Adjustment		3,920.48		5,307.20 CR
30/06/2023	Market Value Adjustment		175.48		5,131.72 CR
30/06/2023	Closing Balance				5,131.72 CR

The Nick Norman Super Fund
General Ledger Account Movement
For the period from 1 July 2022 to 30 June 2023

Date	Description	Quantity	Debits	Credits	Balance
Income					
Sezzle Inc. - Chess Depository Interests 1:1					
01/07/2022	Opening Balance				0.00
05/02/2023	Market Value Adjustment			3,599.39	3,599.39 CR
19/02/2023	Market Value Adjustment		746.21		2,853.18 CR
21/03/2023	Market Value Adjustment		482.85		2,370.33 CR
30/06/2023	Market Value Adjustment			351.37	2,721.70 CR
30/06/2023	Closing Balance				2,721.70 CR
Silk Laser Australia Limited					
01/07/2022	Opening Balance				0.00
05/02/2023	Market Value Adjustment		289.75		289.75 DR
19/02/2023	Market Value Adjustment		637.45		927.20 DR
21/03/2023	Market Value Adjustment			1,912.35	985.15 CR
30/06/2023	Market Value Adjustment			7,823.25	8,808.40 CR
30/06/2023	Closing Balance				8,808.40 CR
Sonic Healthcare Limited					
01/07/2022	Opening Balance				0.00
05/02/2023	Market Value Adjustment		1,743.30		1,743.30 DR
19/02/2023	Market Value Adjustment			2,398.90	655.60 CR
21/03/2023	Market Value Adjustment			804.60	1,460.20 CR
30/06/2023	Market Value Adjustment			2,354.20	3,814.40 CR
30/06/2023	Closing Balance				3,814.40 CR
Telstra Corporation Limited.					
01/07/2022	Opening Balance				0.00
05/02/2023	Market Value Adjustment			1,500.00	1,500.00 CR
19/02/2023	Market Value Adjustment			300.00	1,800.00 CR
21/03/2023	Market Value Adjustment		450.00		1,350.00 CR
30/06/2023	Market Value Adjustment			900.00	2,250.00 CR
30/06/2023	Closing Balance				2,250.00 CR
Treasury Wine Estates Limited					
01/07/2022	Opening Balance				0.00
05/02/2023	Market Value Adjustment			6,880.00	6,880.00 CR
19/02/2023	Market Value Adjustment		2,140.00		4,740.00 CR
21/03/2023	Market Value Adjustment		1,940.00		2,800.00 CR
30/06/2023	Market Value Adjustment		3,040.00		240.00 DR
30/06/2023	Closing Balance				240.00 DR
Woodside Energy Group Ltd					
01/07/2022	Opening Balance				0.00
05/02/2023	Market Value Adjustment			4,340.06	4,340.06 CR
19/02/2023	Market Value Adjustment		1,008.00		3,332.06 CR
21/03/2023	Market Value Adjustment		2,997.00		335.06 CR
30/06/2023	Market Value Adjustment			2,934.00	3,269.06 CR
30/06/2023	Closing Balance				3,269.06 CR
Woolworths Group Limited					
01/07/2022	Opening Balance				0.00
05/02/2023	Market Value Adjustment			1,365.00	1,365.00 CR
19/02/2023	Market Value Adjustment			270.00	1,635.00 CR
21/03/2023	Market Value Adjustment		255.00		1,380.00 CR
30/06/2023	Market Value Adjustment			4,815.00	6,195.00 CR
30/06/2023	Closing Balance				6,195.00 CR

The Nick Norman Super Fund
General Ledger Account Movement
For the period from 1 July 2022 to 30 June 2023

Date	Description	Quantity	Debits	Credits	Balance
Income					
Increase in Market Value - Stapled Securities					
APA Group - Fully Paid Units Stapled Securities					
01/07/2022	Opening Balance				0.00
05/02/2023	Market Value Adjustment		1,000.00		1,000.00 DR
19/02/2023	Market Value Adjustment		25.00		1,025.00 DR
21/03/2023	Market Value Adjustment		2,225.00		3,250.00 DR
30/06/2023	Market Value Adjustment		700.00		3,950.00 DR
30/06/2023	Closing Balance				3,950.00 DR
Charter Hall Long Wale REIT - Fully Paid Units Stapled Securities					
01/07/2022	Opening Balance				0.00
05/02/2023	Market Value Adjustment			3,600.00	3,600.00 CR
19/02/2023	Market Value Adjustment		975.00		2,625.00 CR
21/03/2023	Market Value Adjustment		2,475.00		150.00 CR
30/06/2023	Market Value Adjustment		2,100.00		1,950.00 DR
30/06/2023	Closing Balance				1,950.00 DR
Hotel Property Investments - Stapled Security Fully Paid					
01/07/2022	Opening Balance				0.00
05/02/2023	Market Value Adjustment		410.82		410.82 DR
30/06/2023	Closing Balance				410.82 DR
Transurban Group - Fully Paid Ordinary/Units Stapled Securities					
01/07/2022	Opening Balance				0.00
05/02/2023	Market Value Adjustment			1,778.36	1,778.36 CR
19/02/2023	Market Value Adjustment		330.00		1,448.36 CR
21/03/2023	Market Value Adjustment			450.00	1,898.36 CR
30/06/2023	Market Value Adjustment			90.00	1,988.36 CR
30/06/2023	Closing Balance				1,988.36 CR
Increase in Market Value - Units In Listed Unit Trusts					
ETFS Morningstar Global Technology ETF - Exchange Traded Fund Units Fully Paid					
01/07/2022	Opening Balance				0.00
05/02/2023	Market Value Adjustment			6,979.92	6,979.92 CR
19/02/2023	Market Value Adjustment			281.94	7,261.86 CR
21/03/2023	Market Value Adjustment		15.24		7,246.62 CR
30/06/2023	Market Value Adjustment			6,873.24	14,119.86 CR
30/06/2023	Closing Balance				14,119.86 CR
Hyperion Gbl Growth Companies Fund (Managed Fund) - Hyperion Gbl Growth Companies Fund					
01/07/2022	Opening Balance				0.00
05/02/2023	Market Value Adjustment			1,150.00	1,150.00 CR
19/02/2023	Market Value Adjustment			150.00	1,300.00 CR
21/03/2023	Market Value Adjustment			100.00	1,400.00 CR
30/06/2023	Market Value Adjustment			3,650.00	5,050.00 CR
30/06/2023	Closing Balance				5,050.00 CR
Ishares S&P 500 ETF - Chess Depository Interests 1:1 Ishs&P500					
01/07/2022	Opening Balance				0.00
05/02/2023	Market Value Adjustment			2,497.30	2,497.30 CR
19/02/2023	Market Value Adjustment			448.50	2,945.80 CR
21/03/2023	Market Value Adjustment		214.50		2,731.30 CR
30/06/2023	Market Value Adjustment			4,797.00	7,528.30 CR
30/06/2023	Closing Balance				7,528.30 CR

The Nick Norman Super Fund
General Ledger Account Movement
For the period from 1 July 2022 to 30 June 2023

Date	Description	Quantity	Debits	Credits	Balance
Income					
Magellan High Conviction Trust (Managed Fund) - Magellan High Conviction Trust (Managed Fun					
01/07/2022	Opening Balance				0.00
05/02/2023	Market Value Adjustment			447.92	447.92 CR
19/02/2023	Market Value Adjustment		89.58		358.34 CR
30/06/2023	Market Value Adjustment			3,583.40	3,941.74 CR
30/06/2023	Closing Balance				3,941.74 CR
Mcp Master Income Trust - Ordinary Units Fully Paid					
01/07/2022	Opening Balance				0.00
05/02/2023	Market Value Adjustment			839.16	839.16 CR
30/06/2023	Closing Balance				839.16 CR
Disposal Suspense - Derivative Investments					
Pointsbet Holdings Limited - Option Expiring 30-Sep-2022 Deferred					
01/07/2022	Opening Balance	0.00000			0.00
30/09/2022	Options expired	270.00000			0.00 CR
30/09/2022	Options expired	-270.00000			0.00 CR
30/06/2023	Closing Balance	0.00000			0.00
Disposal Suspense - Shares in Listed Companies					
Australia And New Zealand Banking Group Limited					
01/07/2022	Opening Balance	0.00000			0.00
03/01/2023	ANZ Takeover/Merger	134.00000		2,532.60	2,532.60 CR
03/01/2023	ANZ Takeover/Merger	174.00000		4,974.54	7,507.14 CR
03/01/2023	ANZ Takeover/Merger	562.00000		16,387.64	23,894.78 CR
03/01/2023	ANZ Takeover/Merger	540.00000		16,392.26	40,287.04 CR
03/01/2023	ANZ Takeover/Merger	724.00000		16,943.00	57,230.04 CR
03/01/2023	ANZ Takeover/Merger	-2,134.00000	57,230.04		0.00 CR
30/06/2023	Closing Balance	0.00000			0.00
Australia And New Zealand Banking Group Limited - Ordinary Fully Paid Deferred Settlement					
01/07/2022	Opening Balance	0.00000			0.00
03/01/2023	ANZDA TO ANZ	134.00000		2,532.60	2,532.60 CR
03/01/2023	ANZDA TO ANZ	174.00000		4,974.54	7,507.14 CR
03/01/2023	ANZDA TO ANZ	562.00000		16,387.64	23,894.78 CR
03/01/2023	ANZDA TO ANZ	540.00000		16,392.26	40,287.04 CR
03/01/2023	ANZDA TO ANZ	724.00000		16,943.00	57,230.04 CR
03/01/2023	ANZDA TO ANZ	-2,134.00000	57,230.04		0.00 CR
30/06/2023	Closing Balance	0.00000			0.00
Australia And New Zealand Banking Group Limited - Rights-Appsclose 15Aug2022 Us Prohibited					
01/07/2022	Opening Balance	0.00000			0.00
25/08/2022	ANZR to ANZ; 1:15 ACCELERATED - PAITREO OF ORD SH/	134.00000			0.00 CR
25/08/2022	ANZR to ANZ; 1:15 ACCELERATED - PAITREO OF ORD SH/	-134.00000			0.00 CR
30/06/2023	Closing Balance	0.00000			0.00
Fortescue Metals Group Ltd					
01/07/2022	Opening Balance	0.00000			0.00
27/01/2023	Sale of 2187 units of FMG @ \$22.91	2,187.00000		50,001.67	50,001.67 CR
27/01/2023	Sale of 2187 units of FMG @ \$22.91	-2,187.00000	50,001.67		0.00 CR
30/06/2023	Closing Balance	0.00000			0.00
Hub24 Limited					
01/07/2022	Opening Balance	0.00000			0.00
23/02/2023	Sale of 500 units of HUB @ \$29.00	500.00000		14,397.50	14,397.50 CR
23/02/2023	Sale of 500 units of HUB @ \$29.00	-500.00000	14,397.50		0.00 CR
30/06/2023	Closing Balance	0.00000			0.00

The Nick Norman Super Fund
General Ledger Account Movement
For the period from 1 July 2022 to 30 June 2023

Date	Description	Quantity	Debits	Credits	Balance
Income					
Proptech Group Limited					
01/07/2022	Opening Balance	0.00000			0.00
22/02/2023	PTG Takeover/Merger	20,000.00000		12,000.00	12,000.00 CR
22/02/2023	PTG Takeover/Merger	-20,000.00000	12,000.00		0.00 CR
30/06/2023	Closing Balance	0.00000			0.00
Telstra Corporation Limited.					
01/07/2022	Opening Balance	0.00000			0.00
31/10/2022	TLS Takeover/Merger	1,537.00000		6,111.99	6,111.99 CR
31/10/2022	TLS Takeover/Merger	3,463.00000		14,328.63	20,440.62 CR
31/10/2022	TLS Takeover/Merger	-5,000.00000	20,440.62		0.00 CR
30/06/2023	Closing Balance	0.00000			0.00
Telstra Group Limited - Ordinary Fully Paid Deferred Settlement					
01/07/2022	Opening Balance	0.00000			0.00
01/11/2022	TLSDA to TLS	1,537.00000		6,111.99	6,111.99 CR
01/11/2022	TLSDA to TLS	3,463.00000		14,328.63	20,440.62 CR
01/11/2022	TLSDA to TLS	-5,000.00000	20,440.62		0.00 CR
30/06/2023	Closing Balance	0.00000			0.00
Disposal Suspense - Shares in Unlisted Companies					
NXT_R					
01/07/2022	Opening Balance	0.00000			0.00
08/06/2023	NXT_R to NXT; 1:8 ACCELERATED - JUMBO OF ORD SHAF	375.00000			0.00 CR
08/06/2023	NXT_R to NXT; 1:8 ACCELERATED - JUMBO OF ORD SHAF	-375.00000			0.00 CR
30/06/2023	Closing Balance	0.00000			0.00
Disposal Suspense - Stapled Securities					
Hotel Property Investments - Stapled Security Fully Paid					
01/07/2022	Opening Balance	0.00000			0.00
15/09/2022	Sale of 4242 units of HPI @ \$3.15	4,242.00000		13,259.80	13,259.80 CR
15/09/2022	Sale of 4242 units of HPI @ \$3.15	-4,242.00000	13,259.80		0.00 CR
30/06/2023	Closing Balance	0.00000			0.00
Disposal Suspense - Units In Listed Unit Trusts					
Ishares S&P 500 ETF - Chess Depositary Interests 1:1 Ishs&P500					
01/07/2022	Opening Balance	0.00000			0.00
07/12/2022	IVV/IVVDB Code Change	480.00000		10,026.20	10,026.20 CR
07/12/2022	IVV/IVVDB Code Change	495.00000		10,291.60	20,317.80 CR
07/12/2022	IVV/IVVDB Code Change	-975.00000	20,317.80		0.00 CR
30/06/2023	Closing Balance	0.00000			0.00
Ishares S&P 500 ETF - Ishares S&P 500 ETF Deferred Settlement					
01/07/2022	Opening Balance	0.00000			0.00
13/12/2022	IVVDB/IVV Code Change	480.00000		10,026.20	10,026.20 CR
13/12/2022	IVVDB/IVV Code Change	495.00000		10,291.60	20,317.80 CR
13/12/2022	IVVDB/IVV Code Change	-975.00000	20,317.80		0.00 CR
30/06/2023	Closing Balance	0.00000			0.00
Mcp Master Income Trust - Ordinary Units Fully Paid					
01/07/2022	Opening Balance	0.00000			0.00
15/09/2022	Sale of 18608 units of MXT @ \$1.965	18,608.00000		36,462.22	36,462.22 CR
15/09/2022	Sale of 18608 units of MXT @ \$1.965	-18,608.00000	36,462.22		0.00 CR
30/06/2023	Closing Balance	0.00000			0.00

The Nick Norman Super Fund
General Ledger Account Movement
For the period from 1 July 2022 to 30 June 2023

Date	Description	Quantity	Debits	Credits	Balance
Income					
Investment Income					
Distributions - Stapled Securities					
APA Group - Fully Paid Units Stapled Securities					
01/07/2022	Opening Balance				0.00
01/07/2022	APA AUD 21.7127c Dist			671.39	671.39 CR
29/12/2022	APA AUD EST 0.26, DRP SUSP			650.01	1,321.40 CR
29/06/2023	APA AUD DRP SUSP			25.71	1,347.11 CR
30/06/2023	Distribution - Tax Statement				1,347.11 CR
30/06/2023	Distribution - Tax Statement				1,347.11 CR
30/06/2023	Distribution - Tax Statement				1,347.11 CR
30/06/2023	Closing Balance				1,347.11 CR
Charter Hall Long Wale REIT - Fully Paid Units Stapled Securities					
01/07/2022	Opening Balance				0.00
11/11/2022	Charter Hall Long Wale REIT Stapled Security - Dividend/Distr			525.00	525.00 CR
29/12/2022	CLW AUD DRP SUSP			525.00	1,050.00 CR
30/03/2023	CLW AUD DRP SUSP			525.00	1,575.00 CR
29/06/2023	CLW AUD DRP SUSP			525.00	2,100.00 CR
30/06/2023	Distribution - Tax Statement				2,100.00 CR
30/06/2023	Distribution - Tax Statement				2,100.00 CR
30/06/2023	Distribution - Tax Statement				2,100.00 CR
30/06/2023	Distribution - Tax Statement				2,100.00 CR
30/06/2023	Closing Balance				2,100.00 CR
Transurban Group - Fully Paid Ordinary/Units Stapled Securities					
01/07/2022	Opening Balance				0.00
29/12/2022	TCL AUD DRP NIL DISC			795.00	795.00 CR
29/06/2023	TCL AUD 0.0111946 FRANKED, 30% CTR, DRP NIL DISC			915.00	1,710.00 CR
30/06/2023	Distribution - Tax Statement				1,710.00 CR
30/06/2023	Distribution - Tax Statement				1,710.00 CR
30/06/2023	Closing Balance				1,710.00 CR
Distributions - Units In Listed Unit Trusts					
ETFS Morningstar Global Technology ETF - Exchange Traded Fund Units Fully Paid					
01/07/2022	Opening Balance				0.00
30/06/2023	Distribution - Tax Statement			70.35	70.35 CR
30/06/2023	TECH AUD 0.0172 FRANKED, 30% CTR, DRP			348.39	418.74 CR
30/06/2023	Closing Balance				418.74 CR
Hyperion Gbl Growth Companies Fund (Managed Fund) - Hyperion Gbl Growth Companies Fund					
01/07/2022	Opening Balance				0.00
30/06/2023	Distribution - Tax Statement			9.84	9.84 CR
30/06/2023	Closing Balance				9.84 CR
Ishares S&P 500 ETF - Chess Depositary Interests 1:1 IShs&P500					
01/07/2022	Opening Balance				0.00
13/10/2022	iShares S&P 500 ETF Fully Paid Units - Dividend/Distribution			156.87	156.87 CR
21/12/2022	IVV AUD DRP			123.08	279.95 CR
03/04/2023	IVV AUD DRP			138.63	418.58 CR
30/06/2023	Distribution - Tax Statement			19.69	438.27 CR
30/06/2023	Distribution - Tax Statement			22.18	460.45 CR
30/06/2023	Distribution - Tax Statement			25.10	485.55 CR
30/06/2023	Distribution - Tax Statement			29.51	515.06 CR
30/06/2023	IVV AUD DRP			184.48	699.54 CR
30/06/2023	Closing Balance				699.54 CR

The Nick Norman Super Fund
General Ledger Account Movement
For the period from 1 July 2022 to 30 June 2023

Date	Description	Quantity	Debits	Credits	Balance
Income					
Magellan High Conviction Trust (Managed Fund) - Magellan High Conviction Trust (Managed Fun					
01/07/2022	Opening Balance				0.00
03/01/2023	MHHT AUD DRP			437.17	437.17 CR
30/06/2023	Distribution - Tax Statement				437.17 CR
30/06/2023	Distribution - Tax Statement				437.17 CR
30/06/2023	MHHT AUD DRP			419.26	856.43 CR
30/06/2023	Closing Balance				856.43 CR
Mcp Master Income Trust - Ordinary Units Fully Paid					
01/07/2022	Opening Balance				0.00
29/07/2022	MXT AUD DRP NIL DISC			161.89	161.89 CR
31/08/2022	MXT AUD DRP NIL DISC			206.55	368.44 CR
30/06/2023	Distribution - Tax Statement				368.44 CR
30/06/2023	Distribution - Tax Statement				368.44 CR
30/06/2023	Closing Balance				368.44 CR
Dividends - Shares in Listed Companies					
Aurizon Holdings Limited					
01/07/2022	Opening Balance				0.00
29/03/2023	AZJ AUD 0.07 FRANKED, 30% CTR			997.50	997.50 CR
30/06/2023	Closing Balance				997.50 CR
Australia And New Zealand Banking Group Limited					
01/07/2022	Opening Balance				0.00
01/07/2022	ANZ Group Holdings Limited FPO - Dividend/Distribution Payr			918.72	918.72 CR
15/12/2022	ANZ AUD 0.74 FRANKED, 30% CTR, DRP NIL DISC, BSP			1,579.16	2,497.88 CR
30/06/2023	Closing Balance				2,497.88 CR
BHP Group Limited					
01/07/2022	Opening Balance				0.00
23/09/2022	BHP Group Limited FPO - Dividend/Distribution Payment			5,103.68	5,103.68 CR
30/03/2023	BHP USD 0.9, 0.9 FRANKED, 30% CTR, DRP NIL DISC			2,727.27	7,830.95 CR
30/06/2023	Closing Balance				7,830.95 CR
CSL Limited					
01/07/2022	Opening Balance				0.00
05/10/2022	CSL Limited FPO - Dividend/Distribution Payment			223.31	223.31 CR
05/04/2023	CSL USD 1.07, UNFRANKED, 1.07 CFI, DRP SUSP			205.93	429.24 CR
30/06/2023	Closing Balance				429.24 CR
Endeavour Group Limited					
01/07/2022	Opening Balance				0.00
16/09/2022	EDV AUD 0.077 FRANKED, 30% CTR			346.50	346.50 CR
20/03/2023	EDV AUD 0.143 FRANKED, 30% CTR			643.50	990.00 CR
30/06/2023	Closing Balance				990.00 CR
Fortescue Metals Group Ltd					
01/07/2022	Opening Balance				0.00
29/09/2022	FMG AUD 1.21 FRANKED, 30% CTR, DRP NIL DISC			5,263.50	5,263.50 CR
29/03/2023	FMG AUD 0.75 FRANKED, 30% CTR, DRP NIL DISC			1,622.25	6,885.75 CR
30/06/2023	Closing Balance				6,885.75 CR
Hub24 Limited					
01/07/2022	Opening Balance				0.00
14/10/2022	HUB24 Limited FPO - Dividend/Distribution Payment			62.50	62.50 CR
30/06/2023	Closing Balance				62.50 CR

The Nick Norman Super Fund
General Ledger Account Movement
For the period from 1 July 2022 to 30 June 2023

Date	Description	Quantity	Debits	Credits	Balance
Income					
Macquarie Group Limited					
01/07/2022	Opening Balance				0.00
04/07/2022	Macquarie Group Limited FPO - Dividend/Distribution Paymen			1,837.50	1,837.50 CR
13/12/2022	MQG AUD 1.2 FRANKED, 30% CTR, 1.8 CFI, DRP NIL DISC			1,575.00	3,412.50 CR
30/06/2023	Closing Balance				3,412.50 CR
Macquarie Group Limited - Capital Notes Deferred Settlement					
01/07/2022	Opening Balance				0.00
12/09/2022	Macquarie Group Limited Capital Notes 4 - Dividend/Distributi			124.35	124.35 CR
12/12/2022	MQGPD AUD 0.58084 FRANKED, 30% CTR, 0.87126 CFI			145.21	269.56 CR
10/03/2023	MQGPD AUD 0.60032 FRANKED, 30% CTR, 0.90048 CFI			150.08	419.64 CR
13/06/2023	MQGPD AUD 0.69232 FRANKED, 30% CTR, 1.03848 CFI			173.08	592.72 CR
30/06/2023	Closing Balance				592.72 CR
Magellan Financial Group Limited					
01/07/2022	Opening Balance				0.00
06/09/2022	Magellan Financial Group Ltd FPO - Dividend/Distribution Pay			275.60	275.60 CR
08/03/2023	MFG AUD 0.39865 FRANKED, 30% CTR, NIL CFI, DRP SUS			187.60	463.20 CR
30/06/2023	Closing Balance				463.20 CR
Nufarm Limited					
01/07/2022	Opening Balance				0.00
09/12/2022	NUF AUD UNFRANKED, 0.06 CFI, DRP NIL DISC			450.00	450.00 CR
09/06/2023	NUF AUD UNFRANKED, 0.05 CFI, DRP			375.00	825.00 CR
30/06/2023	Closing Balance				825.00 CR
Qube Holdings Limited					
01/07/2022	Opening Balance				0.00
18/10/2022	Qube Holdings Limited FPO - Dividend/Distribution Payment			179.28	179.28 CR
13/04/2023	QUB AUD 0.0375 FRANKED, 30% CTR, DRP SUSP			168.08	347.36 CR
30/06/2023	Closing Balance				347.36 CR
Ramsay Health Care Limited					
01/07/2022	Opening Balance				0.00
29/09/2022	Ramsay Health Care Limited FPO - Dividend/Distribution Payr			144.05	144.05 CR
30/03/2023	RHC AUD 0.5 FRANKED, 30% CTR, DRP 1.5% DISC			148.50	292.55 CR
30/06/2023	Closing Balance				292.55 CR
Rio Tinto Limited					
01/07/2022	Opening Balance				0.00
21/09/2022	Rio Tinto Limited FPO - Dividend/Distribution Payment			1,642.24	1,642.24 CR
20/04/2023	RIO AUD 3.2649 FRANKED, 30% CTR, DRP NIL DISC			1,397.38	3,039.62 CR
30/06/2023	Closing Balance				3,039.62 CR
Sonic Healthcare Limited					
01/07/2022	Opening Balance				0.00
21/09/2022	Sonic Healthcare Limited FPO - Dividend/Distribution Paymen			894.00	894.00 CR
22/03/2023	SHL AUD 0.42 FRANKED, 30% CTR, DRP SUSP			625.80	1,519.80 CR
30/06/2023	Closing Balance				1,519.80 CR
Telstra Corporation Limited.					
01/07/2022	Opening Balance				0.00
21/09/2022	Telstra Group Limited FPO - Dividend/Distribution Payment			425.00	425.00 CR
31/03/2023	TLS AUD 0.085 FRANKED, 30% CTR, DRP NIL DISC			425.00	850.00 CR
30/06/2023	Closing Balance				850.00 CR

The Nick Norman Super Fund
General Ledger Account Movement
For the period from 1 July 2022 to 30 June 2023

Date	Description	Quantity	Debits	Credits	Balance
Income					
Treasury Wine Estates Limited					
01/07/2022	Opening Balance				0.00
30/09/2022	TWE AUD 0.16 FRANKED, 30% CTR, DRP NIL DISC			320.00	320.00 CR
04/04/2023	TWE AUD 0.18 FRANKED, 30% CTR, DRP NIL DISC			360.00	680.00 CR
30/06/2023	Closing Balance				680.00 CR
Woodside Energy Group Ltd					
01/07/2022	Opening Balance				0.00
06/10/2022	WDS USD 1.09, 1.09 FRANKED, 30% CTR, DRP NIL DISC			433.47	433.47 CR
05/04/2023	WDS USD 1.44, 1.44 FRANKED, 30% CTR, DRP SUSP			1,938.96	2,372.43 CR
30/06/2023	Closing Balance				2,372.43 CR
Woolworths Group Limited					
01/07/2022	Opening Balance				0.00
27/09/2022	Woolworths Group Limited FPO - Dividend/Distribution Payme			795.00	795.00 CR
13/04/2023	WOW AUD 0.46 FRANKED, 30% CTR, DRP NIL DISC			690.00	1,485.00 CR
30/06/2023	Closing Balance				1,485.00 CR
Dividends - Stapled Securities					
Transurban Group - Fully Paid Ordinary/Units Stapled Securities					
01/07/2022	Opening Balance				0.00
23/08/2022	Transurban Group Stapled Securities - Stapled Security Divide			29.56	29.56 CR
30/06/2023	Closing Balance				29.56 CR
Foreign Income - Foreign Dividend - Shares in Listed Companies					
Amcors PLC - Cdi 1:1 Foreign Exempt Nyse					
01/07/2022	Opening Balance				0.00
28/09/2022	AMC USD 0.12			345.20	345.20 CR
13/12/2022	AMC USD 0.1225			388.80	734.00 CR
21/03/2023	AMC USD 0.1225			346.00	1,080.00 CR
20/06/2023	AMC USD 0.1225			368.60	1,448.60 CR
30/06/2023	Closing Balance				1,448.60 CR
Interest - Cash At Bank					
Cash at Bank - WBC					
01/07/2022	Opening Balance				0.00
29/07/2022	INTEREST PAID			0.71	0.71 CR
31/08/2022	INTEREST PAID			5.21	5.92 CR
30/09/2022	INTEREST PAID			8.84	14.76 CR
31/10/2022	INTEREST PAID			10.94	25.70 CR
30/11/2022	INTEREST PAID			10.32	36.02 CR
30/12/2022	INTEREST PAID			10.33	46.35 CR
31/01/2023	INTEREST PAID			14.50	60.85 CR
28/02/2023	INTEREST PAID			12.30	73.15 CR
31/03/2023	INTEREST PAID			11.14	84.29 CR
28/04/2023	INTEREST PAID			8.70	92.99 CR
31/05/2023	INTEREST PAID			10.30	103.29 CR
30/06/2023	INTEREST PAID			9.86	113.15 CR
30/06/2023	Closing Balance				113.15 CR
Morgans - Macquarie Cash Management					
01/07/2022	Opening Balance				0.00
29/07/2022	Interest Earned - Macquarie CMA			11.82	11.82 CR
31/08/2022	Interest Earned - Macquarie CMA			19.76	31.58 CR
30/09/2022	Interest Earned - Macquarie CMA			44.20	75.78 CR
31/10/2022	Interest Earned - Macquarie CMA			61.44	137.22 CR
30/11/2022	Interest Earned - Macquarie CMA			67.20	204.42 CR
30/12/2022	Interest Earned - Macquarie CMA			102.99	307.41 CR
31/01/2023	Interest Earned - Macquarie CMA			73.60	381.01 CR
28/02/2023	Interest Earned - Macquarie CMA			122.92	503.93 CR
31/03/2023	Interest Earned - Macquarie CMA			97.50	601.43 CR
28/04/2023	Interest Earned - Macquarie CMA			105.72	707.15 CR

The Nick Norman Super Fund
General Ledger Account Movement
For the period from 1 July 2022 to 30 June 2023

Date	Description	Quantity	Debits	Credits	Balance
Income					
31/05/2023	Interest Earned - Macquarie CMA			135.25	842.40 CR
30/06/2023	Interest Earned - Macquarie CMA			104.32	946.72 CR
30/06/2023	Closing Balance				946.72 CR
Interest - Other Fixed Interest Securities					
Qube Holdings Limited - Hybrid 3-Bbsw+3.90% 05-10-23 Sub Cum					
01/07/2022	Opening Balance				0.00
05/07/2022	Qube Holdings Limited Subordinated Notes - Interest Paymen			193.98	193.98 CR
05/10/2022	Qube Holdings Limited Subordinated Notes - Interest Paymen			273.13	467.11 CR
05/01/2023	QUBHA Interest Payment			319.66	786.77 CR
05/04/2023	QUBHA Interest Payment			333.14	1,119.91 CR
30/06/2023	Closing Balance				1,119.91 CR
Other Income					
Fee Refund					
01/07/2022	Opening Balance				0.00
03/04/2023	TFR Westpac Cho Refund 2022 ECC			379.21	379.21 CR
30/06/2023	Closing Balance				379.21 CR
Expenses					
Member Payments					
Lump Sums Paid - Mr Nicholas Norman					
Accumulation					
01/07/2022	Opening Balance				0.00
06/02/2023	Release Authority		1,235.50		1,235.50 DR
20/02/2023	Release Authority		2,512.50		3,748.00 DR
22/03/2023	Release Authority		379.21		4,127.21 DR
30/06/2023	Closing Balance				4,127.21 DR
Other Expenses					
Accountancy Fee					
01/07/2022	Opening Balance				0.00
24/01/2023	Roach & Bruce Consulting Pty Ltd NickNorma		275.00		275.00 DR
29/03/2023	Roach & Bruce Consulting Pty Ltd NickNorma		198.00		473.00 DR
30/06/2023	Closing Balance				473.00 DR
Auditor Fee					
01/07/2022	Opening Balance				0.00
16/01/2023	Super Audits Nick Norman SMSF Audit Fee		330.00		330.00 DR
30/06/2023	Closing Balance				330.00 DR
Fund Administration Fee					
01/07/2022	Opening Balance				0.00
24/01/2023	Roach & Bruce Consulting Pty Ltd NickNorma		2,306.25		2,306.25 DR
29/03/2023	Roach & Bruce Consulting Pty Ltd NickNorma		1,660.50		3,966.75 DR
30/06/2023	Closing Balance				3,966.75 DR
Investment Management Fee					
01/07/2022	Opening Balance				0.00
30/09/2022	Wealth fees - September 2022		2,645.21		2,645.21 DR
30/12/2022	Wealth fees - December 2022		2,503.91		5,149.12 DR
31/03/2023	Wealth fees - March 2023		2,754.20		7,903.32 DR
30/06/2023	Wealth fees - June 2023		2,747.62		10,650.94 DR
30/06/2023	Closing Balance				10,650.94 DR

The Nick Norman Super Fund
General Ledger Account Movement
For the period from 1 July 2022 to 30 June 2023

Date	Description	Quantity	Debits	Credits	Balance
Expenses					
Regulatory Fees					
01/07/2022	Opening Balance				0.00
15/07/2022	BPAY ASIC ASIC Fee 2022		56.00		56.00 DR
30/06/2023	Closing Balance				56.00 DR
SMSF Supervisory Levy					
01/07/2022	Opening Balance				0.00
30/06/2023	SMSF Supervisory Levy		259.00		259.00 DR
30/06/2023	Closing Balance				259.00 DR
Income Tax					
Income Tax Expense					
Income Tax Expense					
01/07/2022	Opening Balance				0.00
05/02/2023	Change in provision for deferred tax		9,480.99		9,480.99 DR
05/02/2023	Fund Income Tax		6,121.50		15,602.49 DR
19/02/2023	Change in provision for deferred tax			1,063.93	14,538.56 DR
21/03/2023	Change in provision for deferred tax			5,858.56	8,680.00 DR
21/03/2023	Fund Income Tax		474.35		9,154.35 DR
30/06/2023	Change in provision for deferred tax		5,910.62		15,064.97 DR
30/06/2023	Fund Income Tax		3,927.90		18,992.87 DR
30/06/2023	Closing Balance				18,992.87 DR
Imputation Credits - Shares in Listed Companies					
Aurizon Holdings Limited					
01/07/2022	Opening Balance				0.00
29/03/2023	AZJ AUD 0.07 FRANKED, 30% CTR			427.50	427.50 CR
30/06/2023	Closing Balance				427.50 CR
Australia And New Zealand Banking Group Limited					
01/07/2022	Opening Balance				0.00
01/07/2022	ANZ Group Holdings Limited FPO - Dividend/Distribution Payr			393.74	393.74 CR
15/12/2022	ANZ AUD 0.74 FRANKED, 30% CTR, DRP NIL DISC, BSP			676.78	1,070.52 CR
30/06/2023	Closing Balance				1,070.52 CR
BHP Group Limited					
01/07/2022	Opening Balance				0.00
23/09/2022	BHP Group Limited FPO - Dividend/Distribution Payment			2,187.29	2,187.29 CR
30/03/2023	BHP USD 0.9, 0.9 FRANKED, 30% CTR, DRP NIL DISC			1,168.83	3,356.12 CR
30/06/2023	Closing Balance				3,356.12 CR
CSL Limited					
01/07/2022	Opening Balance				0.00
05/10/2022	CSL Limited FPO - Dividend/Distribution Payment			9.57	9.57 CR
30/06/2023	Closing Balance				9.57 CR
Endeavour Group Limited					
01/07/2022	Opening Balance				0.00
16/09/2022	EDV AUD 0.077 FRANKED, 30% CTR			148.50	148.50 CR
20/03/2023	EDV AUD 0.143 FRANKED, 30% CTR			275.79	424.29 CR
30/06/2023	Closing Balance				424.29 CR
Fortescue Metals Group Ltd					
01/07/2022	Opening Balance				0.00
29/09/2022	FMG AUD 1.21 FRANKED, 30% CTR, DRP NIL DISC			2,255.79	2,255.79 CR
29/03/2023	FMG AUD 0.75 FRANKED, 30% CTR, DRP NIL DISC			695.25	2,951.04 CR
30/06/2023	Closing Balance				2,951.04 CR

The Nick Norman Super Fund
General Ledger Account Movement
For the period from 1 July 2022 to 30 June 2023

Date	Description	Quantity	Debits	Credits	Balance
Income Tax					
Hub24 Limited					
01/07/2022	Opening Balance				0.00
14/10/2022	HUB24 Limited FPO - Dividend/Distribution Payment			26.79	26.79 CR
30/06/2023	Closing Balance				26.79 CR
Macquarie Group Limited					
01/07/2022	Opening Balance				0.00
04/07/2022	Macquarie Group Limited FPO - Dividend/Distribution Paymen			315.00	315.00 CR
13/12/2022	MQG AUD 1.2 FRANKED, 30% CTR, 1.8 CFI, DRP NIL DISC			270.00	585.00 CR
30/06/2023	Closing Balance				585.00 CR
Macquarie Group Limited - Capital Notes Deferred Settlement					
01/07/2022	Opening Balance				0.00
12/09/2022	Macquarie Group Limited Capital Notes 4 - Dividend/Distributi			21.32	21.32 CR
12/12/2022	MQGPD AUD 0.58084 FRANKED, 30% CTR, 0.87126 CFI			24.89	46.21 CR
10/03/2023	MQGPD AUD 0.60032 FRANKED, 30% CTR, 0.90048 CFI			25.73	71.94 CR
13/06/2023	MQGPD AUD 0.69232 FRANKED, 30% CTR, 1.03848 CFI			29.67	101.61 CR
30/06/2023	Closing Balance				101.61 CR
Magellan Financial Group Limited					
01/07/2022	Opening Balance				0.00
06/09/2022	Magellan Financial Group Ltd FPO - Dividend/Distribution Pay			94.49	94.49 CR
08/03/2023	MFG AUD 0.39865 FRANKED, 30% CTR, NIL CFI, DRP SUS			68.34	162.83 CR
30/06/2023	Closing Balance				162.83 CR
Qube Holdings Limited					
01/07/2022	Opening Balance				0.00
18/10/2022	Qube Holdings Limited FPO - Dividend/Distribution Payment			76.83	76.83 CR
13/04/2023	QUB AUD 0.0375 FRANKED, 30% CTR, DRP SUSP			72.03	148.86 CR
30/06/2023	Closing Balance				148.86 CR
Ramsay Health Care Limited					
01/07/2022	Opening Balance				0.00
29/09/2022	Ramsay Health Care Limited FPO - Dividend/Distribution Payr			61.74	61.74 CR
30/03/2023	RHC AUD 0.5 FRANKED, 30% CTR, DRP 1.5% DISC			63.64	125.38 CR
30/06/2023	Closing Balance				125.38 CR
Rio Tinto Limited					
01/07/2022	Opening Balance				0.00
21/09/2022	Rio Tinto Limited FPO - Dividend/Distribution Payment			703.82	703.82 CR
20/04/2023	RIO AUD 3.2649 FRANKED, 30% CTR, DRP NIL DISC			598.88	1,302.70 CR
30/06/2023	Closing Balance				1,302.70 CR
Sonic Healthcare Limited					
01/07/2022	Opening Balance				0.00
21/09/2022	Sonic Healthcare Limited FPO - Dividend/Distribution Paymen			383.14	383.14 CR
22/03/2023	SHL AUD 0.42 FRANKED, 30% CTR, DRP SUSP			268.20	651.34 CR
30/06/2023	Closing Balance				651.34 CR
Telstra Corporation Limited.					
01/07/2022	Opening Balance				0.00
21/09/2022	Telstra Group Limited FPO - Dividend/Distribution Payment			182.14	182.14 CR
31/03/2023	TLS AUD 0.085 FRANKED, 30% CTR, DRP NIL DISC			182.14	364.28 CR
30/06/2023	Closing Balance				364.28 CR
Treasury Wine Estates Limited					
01/07/2022	Opening Balance				0.00
30/09/2022	TWE AUD 0.16 FRANKED, 30% CTR, DRP NIL DISC			137.14	137.14 CR
04/04/2023	TWE AUD 0.18 FRANKED, 30% CTR, DRP NIL DISC			154.29	291.43 CR
30/06/2023	Closing Balance				291.43 CR

The Nick Norman Super Fund
General Ledger Account Movement
For the period from 1 July 2022 to 30 June 2023

Date	Description	Quantity	Debits	Credits	Balance
Income Tax					
Woodside Energy Group Ltd					
01/07/2022	Opening Balance				0.00
06/10/2022	WDS USD 1.09, 1.09 FRANKED, 30% CTR, DRP NIL DISC			185.77	185.77 CR
05/04/2023	WDS USD 1.44, 1.44 FRANKED, 30% CTR, DRP SUSP			830.98	1,016.75 CR
30/06/2023	Closing Balance				1,016.75 CR
Woolworths Group Limited					
01/07/2022	Opening Balance				0.00
27/09/2022	Woolworths Group Limited FPO - Dividend/Distribution Payme			340.71	340.71 CR
13/04/2023	WOW AUD 0.46 FRANKED, 30% CTR, DRP NIL DISC			295.71	636.42 CR
30/06/2023	Closing Balance				636.42 CR
Imputation Credits - Stapled Securities					
APA Group - Fully Paid Units Stapled Securities					
01/07/2022	Opening Balance				0.00
30/06/2023	Distribution - Tax Statement			3.03	3.03 CR
30/06/2023	Distribution - Tax Statement			76.58	79.61 CR
30/06/2023	Distribution - Tax Statement			79.09	158.70 CR
30/06/2023	Closing Balance				158.70 CR
Transurban Group - Fully Paid Ordinary/Units Stapled Securities					
01/07/2022	Opening Balance				0.00
23/08/2022	Transurban Group Stapled Securities - Stapled Security Divide			12.67	12.67 CR
30/06/2023	Distribution - Tax Statement			1.54	14.21 CR
30/06/2023	Closing Balance				14.21 CR
Imputation Credits - Units In Listed Unit Trusts					
ETFs Morningstar Global Technology ETF - Exchange Traded Fund Units Fully Paid					
01/07/2022	Opening Balance				0.00
30/06/2023	Distribution - Tax Statement			16.57	16.57 CR
30/06/2023	Closing Balance				16.57 CR
Assets					
Investments - Magellan Financial Group Limited - Option Expiring 16-Apr-2027					
01/07/2022	Opening Balance	50.00000			36.75 DR
05/02/2023	Market Value Adjustment			22.75	14.00 DR
21/03/2023	Market Value Adjustment			2.50	11.50 DR
30/06/2023	Market Value Adjustment			1.50	10.00 DR
30/06/2023	Closing Balance	50.00000			10.00 DR
Investments - Pointsbet Holdings Limited - Option Expiring 08-Jul-2024 Deferred					
01/07/2022	Opening Balance	0.00000			0.00
08/07/2022	10:202 from PBH of PBHAL	148.00000			0.00 CR
08/07/2022	10:202 from PBH of PBHAL	25.00000			0.00 CR
08/07/2022	10:202 from PBH of PBHAL	27.00000			0.00 CR
08/07/2022	10:202 from PBH of PBHAL	22.00000			0.00 CR
08/07/2022	10:202 from PBH of PBHAL	135.00000			0.00 CR
30/06/2023	Closing Balance	357.00000			0.00
Investments - Pointsbet Holdings Limited - Option Expiring 30-Sep-2022 Deferred					
01/07/2022	Opening Balance	270.00000			2.70 DR
30/09/2022	Options expired	-270.00000			2.70 DR
05/02/2023	Market Value Adjustment			2.70	0.00 CR
30/06/2023	Closing Balance				0.00

The Nick Norman Super Fund
General Ledger Account Movement
For the period from 1 July 2022 to 30 June 2023

Date	Description	Quantity	Debits	Credits	Balance
Assets					
Investments - Qube Holdings Limited - Hybrid 3-Bbsw+3.90% 05-10-23 Sub Cum					
01/07/2022	Opening Balance	188.00000			19,270.00 DR
05/02/2023	Market Value Adjustment			20.68	19,249.32 DR
19/02/2023	Market Value Adjustment			16.92	19,232.40 DR
21/03/2023	Market Value Adjustment			244.40	18,988.00 DR
30/06/2023	Market Value Adjustment			75.20	18,912.80 DR
30/06/2023	Closing Balance	188.00000			18,912.80 DR
Investments - Amcor PLC - Cdi 1:1 Foreign Exempt Nyse					
01/07/2022	Opening Balance	2,000.00000			36,080.00 DR
05/02/2023	Market Value Adjustment			1,460.00	34,620.00 DR
19/02/2023	Market Value Adjustment			1,440.00	33,180.00 DR
21/03/2023	Market Value Adjustment			600.00	32,580.00 DR
30/06/2023	Market Value Adjustment			2,860.00	29,720.00 DR
30/06/2023	Closing Balance	2,000.00000			29,720.00 DR
Investments - Aurizon Holdings Limited					
01/07/2022	Opening Balance	0.00000			0.00
17/02/2023	Purchase of 14250 of AZJ @ \$3.47	14,250.00000	49,550.00		49,550.00 DR
19/02/2023	Market Value Adjustment			815.00	48,735.00 DR
21/03/2023	Market Value Adjustment			855.00	47,880.00 DR
30/06/2023	Market Value Adjustment		7,980.00		55,860.00 DR
30/06/2023	Closing Balance	14,250.00000			55,860.00 DR
Investments - Australia And New Zealand Banking Group Limited					
01/07/2022	Opening Balance	2,000.00000			44,060.00 DR
25/08/2022	ANZR to ANZ; 1:15 ACCELERATED - PAITREO OF ORD SH/	134.00000			44,060.00 DR
25/08/2022	ANZR to ANZ; 1:15 ACCELERATED - PAITREO OF ORD SH/		2,532.60		46,592.60 DR
03/01/2023	ANZ Takeover/Merger	-2,134.00000		57,230.04	10,637.44 CR
03/01/2023	ANZDA TO ANZ	134.00000	2,532.60		8,104.84 CR
03/01/2023	ANZDA TO ANZ	174.00000	4,974.54		3,130.30 CR
03/01/2023	ANZDA TO ANZ	562.00000	16,387.64		13,257.34 DR
03/01/2023	ANZDA TO ANZ	540.00000	16,392.26		29,649.60 DR
03/01/2023	ANZDA TO ANZ	724.00000	16,943.00		46,592.60 DR
05/02/2023	Market Value Adjustment		8,357.90		54,950.50 DR
19/02/2023	Market Value Adjustment			2,304.72	52,645.78 DR
21/03/2023	Market Value Adjustment			4,097.28	48,548.50 DR
30/06/2023	Market Value Adjustment		2,048.64		50,597.14 DR
30/06/2023	Closing Balance	2,134.00000			50,597.14 DR
Investments - Australia And New Zealand Banking Group Limited - Ordinary Fully Paid					
01/07/2022	Opening Balance	0.00000			0.00
03/01/2023	ANZ Takeover/Merger	134.00000	2,532.60		2,532.60 DR
03/01/2023	ANZ Takeover/Merger	174.00000	4,974.54		7,507.14 DR
03/01/2023	ANZ Takeover/Merger	562.00000	16,387.64		23,894.78 DR
03/01/2023	ANZ Takeover/Merger	540.00000	16,392.26		40,287.04 DR
03/01/2023	ANZ Takeover/Merger	724.00000	16,943.00		57,230.04 DR
03/01/2023	ANZDA TO ANZ	-2,134.00000		57,230.04	0.00 CR
30/06/2023	Closing Balance	0.00000			0.00
Investments - Australia And New Zealand Banking Group Limited - Rights-Appsclose ' 2022					
01/07/2022	Opening Balance	0.00000			0.00
28/07/2022	ANZR to ANZ; 1:15 ACCELERATED - PAITREO OF ORD SH/	36.00000			0.00 CR
28/07/2022	ANZR to ANZ; 1:15 ACCELERATED - PAITREO OF ORD SH/	37.00000			0.00 CR
28/07/2022	ANZR to ANZ; 1:15 ACCELERATED - PAITREO OF ORD SH/	12.00000			0.00 CR
28/07/2022	ANZR to ANZ; 1:15 ACCELERATED - PAITREO OF ORD SH/	49.00000			0.00 CR
25/08/2022	ANZR to ANZ; 1:15 ACCELERATED - PAITREO OF ORD SH/	-134.00000			0.00 CR
30/06/2023	Closing Balance	0.00000			0.00

The Nick Norman Super Fund
General Ledger Account Movement
For the period from 1 July 2022 to 30 June 2023

Date	Description	Quantity	Debits	Credits	Balance
Assets					
Investments - BHP Group Limited					
01/07/2022	Opening Balance	1,500.00000			61,875.00 DR
17/08/2022	Purchase of 500 of BHP @ \$40.85	500.00000	20,527.50		82,402.50 DR
05/02/2023	Market Value Adjustment		13,417.50		95,820.00 DR
19/02/2023	Market Value Adjustment		180.00		96,000.00 DR
21/03/2023	Market Value Adjustment			8,940.00	87,060.00 DR
30/06/2023	Market Value Adjustment		2,920.00		89,980.00 DR
30/06/2023	Closing Balance	2,000.00000			89,980.00 DR
Investments - CSL Limited					
01/07/2022	Opening Balance	127.00000			34,170.62 DR
05/02/2023	Market Value Adjustment		5,683.25		39,853.87 DR
19/02/2023	Market Value Adjustment			1,957.07	37,896.80 DR
21/03/2023	Market Value Adjustment			1,703.07	36,193.73 DR
16/06/2023	Purchase of 38 of CSL @ \$277.15	38.00000	10,634.20		46,827.93 DR
30/06/2023	Market Value Adjustment			1,060.23	45,767.70 DR
30/06/2023	Closing Balance	165.00000			45,767.70 DR
Investments - Endeavour Group Limited					
01/07/2022	Opening Balance	4,500.00000			34,065.00 DR
05/02/2023	Market Value Adjustment			3,420.00	30,645.00 DR
19/02/2023	Market Value Adjustment			135.00	30,510.00 DR
21/03/2023	Market Value Adjustment			855.00	29,655.00 DR
30/06/2023	Market Value Adjustment			1,260.00	28,395.00 DR
30/06/2023	Closing Balance	4,500.00000			28,395.00 DR
Investments - Fortescue Metals Group Ltd					
01/07/2022	Opening Balance	4,350.00000			76,255.50 DR
27/01/2023	Sale of 2187 units of FMG @ \$22.91	-2,187.00000		50,288.51	25,966.99 DR
05/02/2023	Market Value Adjustment		21,510.86		47,477.85 DR
19/02/2023	Market Value Adjustment		670.53		48,148.38 DR
21/03/2023	Market Value Adjustment			3,222.87	44,925.51 DR
30/06/2023	Market Value Adjustment		3,049.83		47,975.34 DR
30/06/2023	Closing Balance	2,163.00000			47,975.34 DR
Investments - Gold Hydrogen Limited					
01/07/2022	Opening Balance	0.00000			0.00
03/01/2023	Purchase of 28000 of GHYZZ @ \$0.50	28,000.00000	13,992.50		13,992.50 DR
05/02/2023	Market Value Adjustment		567.50		14,560.00 DR
19/02/2023	Market Value Adjustment			560.00	14,000.00 DR
21/03/2023	Market Value Adjustment			4,900.00	9,100.00 DR
30/06/2023	Market Value Adjustment			2,800.00	6,300.00 DR
30/06/2023	Closing Balance	28,000.00000			6,300.00 DR
Investments - Hub24 Limited					
01/07/2022	Opening Balance	500.00000			10,135.00 DR
05/02/2023	Market Value Adjustment		3,280.00		13,415.00 DR
19/02/2023	Market Value Adjustment			35.00	13,380.00 DR
23/02/2023	Sale of 500 units of HUB @ \$29.00	-500.00000		10,000.00	3,380.00 DR
21/03/2023	Market Value Adjustment			3,380.00	0.00 CR
30/06/2023	Closing Balance				0.00

The Nick Norman Super Fund
General Ledger Account Movement
For the period from 1 July 2022 to 30 June 2023

Date	Description	Quantity	Debits	Credits	Balance
Assets					
Investments - Macquarie Group Limited					
01/07/2022	Opening Balance	525.00000			86,367.75 DR
05/02/2023	Market Value Adjustment		13,608.00		99,975.75 DR
19/02/2023	Market Value Adjustment			750.75	99,225.00 DR
21/03/2023	Market Value Adjustment			8,226.75	90,998.25 DR
30/06/2023	Market Value Adjustment		2,252.25		93,250.50 DR
30/06/2023	Closing Balance	525.00000			93,250.50 DR
Investments - Macquarie Group Limited - Capital Notes Deferred Settlement					
01/07/2022	Opening Balance	100.00000			10,314.00 DR
05/02/2023	Market Value Adjustment		381.00		10,695.00 DR
19/02/2023	Market Value Adjustment			140.00	10,555.00 DR
21/03/2023	Market Value Adjustment			430.00	10,125.00 DR
30/06/2023	Market Value Adjustment		370.00		10,495.00 DR
30/06/2023	Closing Balance	100.00000			10,495.00 DR
Investments - Magellan Financial Group Limited					
01/07/2022	Opening Balance	400.00000			5,168.00 DR
05/02/2023	Market Value Adjustment			1,476.00	3,692.00 DR
19/02/2023	Market Value Adjustment		212.00		3,904.00 DR
21/03/2023	Market Value Adjustment			700.00	3,204.00 DR
30/06/2023	Market Value Adjustment		592.00		3,796.00 DR
30/06/2023	Closing Balance	400.00000			3,796.00 DR
Investments - Megaport Limited					
01/07/2022	Opening Balance	0.00000			0.00
23/02/2023	Purchase of 2500 of MP1 @ \$5.93	2,500.00000	14,927.50		14,927.50 DR
21/03/2023	Market Value Adjustment			4,152.50	10,775.00 DR
30/06/2023	Market Value Adjustment		7,275.00		18,050.00 DR
30/06/2023	Closing Balance	2,500.00000			18,050.00 DR
Investments - Murray Cod Australia Limited					
01/07/2022	Opening Balance	68,966.00000			13,793.20 DR
05/02/2023	Market Value Adjustment			3,448.30	10,344.90 DR
19/02/2023	Market Value Adjustment			689.66	9,655.24 DR
30/06/2023	Market Value Adjustment			1,724.15	7,931.09 DR
30/06/2023	Closing Balance	68,966.00000			7,931.09 DR
Investments - Nextdc Limited					
01/07/2022	Opening Balance	3,000.00000			31,920.00 DR
05/02/2023	Market Value Adjustment			900.00	31,020.00 DR
19/02/2023	Market Value Adjustment			450.00	30,570.00 DR
21/03/2023	Market Value Adjustment			330.00	30,240.00 DR
30/05/2023	NextDC Limited ADD Rights Issue - Entitlement Acceptance 3'	375.00000	4,050.00		34,290.00 DR
08/06/2023	NXT_R to NXT; 1:8 ACCELERATED - JUMBO OF ORD SHAF	375.00000			34,290.00 DR
08/06/2023	NXT_R to NXT; 1:8 ACCELERATED - JUMBO OF ORD SHAF		4,050.00		38,340.00 DR
30/06/2023	Market Value Adjustment		8,835.00		47,175.00 DR
30/06/2023	Closing Balance	3,750.00000			47,175.00 DR
Investments - Nufarm Limited					
01/07/2022	Opening Balance	7,500.00000			38,175.00 DR
05/02/2023	Market Value Adjustment		4,650.00		42,825.00 DR
19/02/2023	Market Value Adjustment		450.00		43,275.00 DR
21/03/2023	Market Value Adjustment			2,850.00	40,425.00 DR
30/06/2023	Market Value Adjustment			2,250.00	38,175.00 DR
30/06/2023	Closing Balance	7,500.00000			38,175.00 DR

The Nick Norman Super Fund
General Ledger Account Movement
For the period from 1 July 2022 to 30 June 2023

Date	Description	Quantity	Debits	Credits	Balance
Assets					
Investments - Pointsbet Holdings Limited					
01/07/2022	Opening Balance	7,230.00000			19,376.40 DR
05/02/2023	Market Value Adjustment			7,699.95	11,676.45 DR
19/02/2023	Market Value Adjustment			433.80	11,242.65 DR
21/03/2023	Market Value Adjustment			2,313.60	8,929.05 DR
30/06/2023	Market Value Adjustment		4,012.65		12,941.70 DR
30/06/2023	Closing Balance	7,230.00000			12,941.70 DR
Investments - PropTech Group Limited					
01/07/2022	Opening Balance	20,000.00000			4,400.00 DR
05/02/2023	Market Value Adjustment		7,500.00		11,900.00 DR
22/02/2023	PTG Takeover/Merger	-20,000.00000		14,400.00	2,500.00 CR
21/03/2023	Market Value Adjustment		2,500.00		0.00 CR
30/06/2023	Closing Balance				0.00
Investments - Qube Holdings Limited					
01/07/2022	Opening Balance	4,482.00000			12,235.86 DR
05/02/2023	Market Value Adjustment		1,568.70		13,804.56 DR
19/02/2023	Market Value Adjustment			268.92	13,535.64 DR
21/03/2023	Market Value Adjustment			44.82	13,490.82 DR
30/06/2023	Market Value Adjustment			717.12	12,773.70 DR
30/06/2023	Closing Balance	4,482.00000			12,773.70 DR
Investments - Ramsay Health Care Limited					
01/07/2022	Opening Balance	297.00000			21,752.28 DR
05/02/2023	Market Value Adjustment			1,805.76	19,946.52 DR
19/02/2023	Market Value Adjustment			118.80	19,827.72 DR
21/03/2023	Market Value Adjustment			751.41	19,076.31 DR
25/05/2023	Purchase of 203 of RHC @ \$57.665025	203.00000	11,808.50		30,884.81 DR
30/06/2023	Market Value Adjustment			2,739.81	28,145.00 DR
30/06/2023	Closing Balance	500.00000			28,145.00 DR
Investments - Redbubble Limited					
01/07/2022	Opening Balance	10,910.00000			9,819.00 DR
05/02/2023	Market Value Adjustment			4,091.25	5,727.75 DR
19/02/2023	Market Value Adjustment			490.95	5,236.80 DR
21/03/2023	Market Value Adjustment			654.60	4,582.20 DR
30/06/2023	Market Value Adjustment			545.50	4,036.70 DR
30/06/2023	Closing Balance	10,910.00000			4,036.70 DR
Investments - Rio Tinto Limited					
01/07/2022	Opening Balance	428.00000			43,955.60 DR
05/02/2023	Market Value Adjustment		8,662.72		52,618.32 DR
19/02/2023	Market Value Adjustment		564.96		53,183.28 DR
21/03/2023	Market Value Adjustment			3,920.48	49,262.80 DR
30/06/2023	Market Value Adjustment			175.48	49,087.32 DR
30/06/2023	Closing Balance	428.00000			49,087.32 DR
Investments - Sezzle Inc. - Chess Depository Interests 1:1					
01/07/2022	Opening Balance	8,779.00000			2,282.54 DR
05/02/2023	Market Value Adjustment		3,599.39		5,881.93 DR
19/02/2023	Market Value Adjustment			746.21	5,135.72 DR
21/03/2023	Market Value Adjustment			482.85	4,652.87 DR
16/05/2023	1 for 38 consolidation of SZL	-8,547.00000			4,652.87 DR
30/06/2023	Market Value Adjustment		351.37		5,004.24 DR
30/06/2023	Closing Balance	232.00000			5,004.24 DR

The Nick Norman Super Fund
General Ledger Account Movement
For the period from 1 July 2022 to 30 June 2023

Date	Description	Quantity	Debits	Credits	Balance
Assets					
Investments - Silk Laser Australia Limited					
01/07/2022	Opening Balance	5,795.00000			10,488.95 DR
05/02/2023	Market Value Adjustment			289.75	10,199.20 DR
19/02/2023	Market Value Adjustment			637.45	9,561.75 DR
21/03/2023	Market Value Adjustment		1,912.35		11,474.10 DR
30/06/2023	Market Value Adjustment		7,823.25		19,297.35 DR
30/06/2023	Closing Balance	5,795.00000			19,297.35 DR
Investments - Sonic Healthcare Limited					
01/07/2022	Opening Balance	1,490.00000			49,184.90 DR
05/02/2023	Market Value Adjustment			1,743.30	47,441.60 DR
19/02/2023	Market Value Adjustment		2,398.90		49,840.50 DR
21/03/2023	Market Value Adjustment		804.60		50,645.10 DR
30/06/2023	Market Value Adjustment		2,354.20		52,999.30 DR
30/06/2023	Closing Balance	1,490.00000			52,999.30 DR
Investments - Telstra Corporation Limited.					
01/07/2022	Opening Balance	5,000.00000			19,250.00 DR
31/10/2022	TLS Takeover/Merger	-5,000.00000		20,440.62	1,190.62 CR
01/11/2022	TLSDA to TLS	1,537.00000	6,111.99		4,921.37 DR
01/11/2022	TLSDA to TLS	3,463.00000	14,328.63		19,250.00 DR
05/02/2023	Market Value Adjustment		1,500.00		20,750.00 DR
19/02/2023	Market Value Adjustment		300.00		21,050.00 DR
21/03/2023	Market Value Adjustment			450.00	20,600.00 DR
30/06/2023	Market Value Adjustment		900.00		21,500.00 DR
30/06/2023	Closing Balance	5,000.00000			21,500.00 DR
Investments - Telstra Group Limited - Ordinary Fully Paid Deferred Settlement					
01/07/2022	Opening Balance	0.00000			0.00
31/10/2022	TLS Takeover/Merger	1,537.00000	6,111.99		6,111.99 DR
31/10/2022	TLS Takeover/Merger	3,463.00000	14,328.63		20,440.62 DR
01/11/2022	TLSDA to TLS	-5,000.00000		20,440.62	0.00 CR
30/06/2023	Closing Balance	0.00000			0.00
Investments - Treasury Wine Estates Limited					
01/07/2022	Opening Balance	2,000.00000			22,700.00 DR
05/02/2023	Market Value Adjustment		6,880.00		29,580.00 DR
19/02/2023	Market Value Adjustment			2,140.00	27,440.00 DR
21/03/2023	Market Value Adjustment			1,940.00	25,500.00 DR
30/06/2023	Market Value Adjustment			3,040.00	22,460.00 DR
30/06/2023	Closing Balance	2,000.00000			22,460.00 DR
Investments - Woodside Energy Group Ltd					
01/07/2022	Opening Balance	271.00000			8,628.64 DR
26/09/2022	Purchase of 629 of WDS @ \$30.20	629.00000	19,098.30		27,726.94 DR
05/02/2023	Market Value Adjustment		4,340.06		32,067.00 DR
19/02/2023	Market Value Adjustment			1,008.00	31,059.00 DR
21/03/2023	Market Value Adjustment			2,997.00	28,062.00 DR
30/06/2023	Market Value Adjustment		2,934.00		30,996.00 DR
30/06/2023	Closing Balance	900.00000			30,996.00 DR
Investments - Woolworths Group Limited					
01/07/2022	Opening Balance	1,500.00000			53,400.00 DR
05/02/2023	Market Value Adjustment		1,365.00		54,765.00 DR
19/02/2023	Market Value Adjustment		270.00		55,035.00 DR
21/03/2023	Market Value Adjustment			255.00	54,780.00 DR
30/06/2023	Market Value Adjustment		4,815.00		59,595.00 DR
30/06/2023	Closing Balance	1,500.00000			59,595.00 DR

The Nick Norman Super Fund
General Ledger Account Movement
For the period from 1 July 2022 to 30 June 2023

Date	Description	Quantity	Debits	Credits	Balance
Assets					
Investments - NXT_R					
01/07/2022	Opening Balance	0.00000			0.00
16/05/2023	NXT_R to NXT; 1:8 ACCELERATED - JUMBO OF ORD SHAF	266.00000			0.00 CR
16/05/2023	NXT_R to NXT; 1:8 ACCELERATED - JUMBO OF ORD SHAF	109.00000			0.00 CR
08/06/2023	NXT_R to NXT; 1:8 ACCELERATED - JUMBO OF ORD SHAF	-375.00000			0.00 CR
30/06/2023	Closing Balance	0.00000			0.00
Investments - APA Group - Fully Paid Units Stapled Securities					
01/07/2022	Opening Balance	2,500.00000			28,175.00 DR
05/02/2023	Market Value Adjustment			1,000.00	27,175.00 DR
19/02/2023	Market Value Adjustment			25.00	27,150.00 DR
21/03/2023	Market Value Adjustment			2,225.00	24,925.00 DR
30/06/2023	Market Value Adjustment			700.00	24,225.00 DR
30/06/2023	Closing Balance	2,500.00000			24,225.00 DR
Investments - Charter Hall Long Wale REIT - Fully Paid Units Stapled Securities					
01/07/2022	Opening Balance	7,500.00000			32,025.00 DR
05/02/2023	Market Value Adjustment		3,600.00		35,625.00 DR
19/02/2023	Market Value Adjustment			975.00	34,650.00 DR
21/03/2023	Market Value Adjustment			2,475.00	32,175.00 DR
30/06/2023	Market Value Adjustment			2,100.00	30,075.00 DR
30/06/2023	Closing Balance	7,500.00000			30,075.00 DR
Investments - Hotel Property Investments - Stapled Security Fully Paid					
01/07/2022	Opening Balance	4,242.00000			13,150.20 DR
15/09/2022	Sale of 4242 units of HPI @ \$3.15	-4,242.00000		12,739.38	410.82 DR
05/02/2023	Market Value Adjustment			410.82	0.00 CR
30/06/2023	Closing Balance				0.00
Investments - Transurban Group - Fully Paid Ordinary/Units Stapled Securities					
01/07/2022	Opening Balance	1,478.00000			21,253.64 DR
30/09/2022	Purchase of 1522 of TCL @ \$12.75	1,522.00000	19,508.00		40,761.64 DR
05/02/2023	Market Value Adjustment		1,778.36		42,540.00 DR
19/02/2023	Market Value Adjustment			330.00	42,210.00 DR
21/03/2023	Market Value Adjustment		450.00		42,660.00 DR
30/06/2023	Market Value Adjustment		90.00		42,750.00 DR
30/06/2023	Closing Balance	3,000.00000			42,750.00 DR
Investments - ETFS Morningstar Global Technology ETF - Exchange Traded Fund Unit					
01/07/2022	Opening Balance	762.00000			56,227.98 DR
05/02/2023	Market Value Adjustment		6,979.92		63,207.90 DR
19/02/2023	Market Value Adjustment		281.94		63,489.84 DR
21/03/2023	Market Value Adjustment			15.24	63,474.60 DR
30/06/2023	Market Value Adjustment		6,873.24		70,347.84 DR
30/06/2023	Closing Balance	762.00000			70,347.84 DR
Investments - Hyperion Gbl Growth Companies Fund (Managed Fund) - Hyperion Gbl					
01/07/2022	Opening Balance	5,000.00000			14,750.00 DR
05/02/2023	Market Value Adjustment		1,150.00		15,900.00 DR
19/02/2023	Market Value Adjustment		150.00		16,050.00 DR
21/03/2023	Market Value Adjustment		100.00		16,150.00 DR
30/06/2023	Market Value Adjustment		3,650.00		19,800.00 DR
30/06/2023	Closing Balance	5,000.00000			19,800.00 DR

The Nick Norman Super Fund
General Ledger Account Movement
For the period from 1 July 2022 to 30 June 2023

Date	Description	Quantity	Debits	Credits	Balance
Assets					
Investments - Ishares S&P 500 ETF - Chess Depository Interests 1:1 Ishs&P500					
01/07/2022	Opening Balance	65.00000			35,810.45 DR
07/12/2022	15 for 1 split of IVV	910.00000			35,810.45 DR
07/12/2022	IVV/IVVDB Code Change	-975.00000		20,317.80	15,492.65 DR
13/12/2022	IVVDB/IVV Code Change	480.00000	10,026.20		25,518.85 DR
13/12/2022	IVVDB/IVV Code Change	495.00000	10,291.60		35,810.45 DR
05/02/2023	Market Value Adjustment		2,497.30		38,307.75 DR
19/02/2023	Market Value Adjustment		448.50		38,756.25 DR
21/03/2023	Market Value Adjustment			214.50	38,541.75 DR
30/06/2023	Market Value Adjustment		4,797.00		43,338.75 DR
30/06/2023	Closing Balance	975.00000			43,338.75 DR
Investments - Ishares S&P 500 ETF - Ishares S&P 500 ETF Deferred Settlement					
01/07/2022	Opening Balance	0.00000			0.00
07/12/2022	IVV/IVVDB Code Change	480.00000	10,026.20		10,026.20 DR
07/12/2022	IVV/IVVDB Code Change	495.00000	10,291.60		20,317.80 DR
13/12/2022	IVVDB/IVV Code Change	-975.00000		20,317.80	0.00 CR
30/06/2023	Closing Balance	0.00000			0.00
Investments - Magellan High Conviction Trust (Managed Fund) - Magellan High Convic					
01/07/2022	Opening Balance	17,917.00000			23,650.44 DR
05/02/2023	Market Value Adjustment		447.92		24,098.36 DR
19/02/2023	Market Value Adjustment			89.58	24,008.78 DR
30/06/2023	Market Value Adjustment		3,583.40		27,592.18 DR
30/06/2023	Closing Balance	17,917.00000			27,592.18 DR
Investments - Mcp Master Income Trust - Ordinary Units Fully Paid					
01/07/2022	Opening Balance	18,608.00000			36,378.64 DR
15/09/2022	Sale of 18608 units of MXT @ \$1.965	-18,608.00000		37,217.80	839.16 CR
05/02/2023	Market Value Adjustment		839.16		0.00 CR
30/06/2023	Closing Balance				0.00
Cash At Bank - Cash at Bank - WBC					
01/07/2022	Opening Balance				12,576.34 DR
04/07/2022	ATO ATO001100015928361		750.00		13,326.34 DR
15/07/2022	BPAY ASIC ASIC Fee 2022			56.00	13,270.34 DR
28/07/2022	BPAY TAX OFFICE 2022 PAYG Tax			362.00	12,908.34 DR
29/07/2022	INTEREST PAID		0.71		12,909.05 DR
31/08/2022	INTEREST PAID		5.21		12,914.26 DR
30/09/2022	INTEREST PAID		8.84		12,923.10 DR
28/10/2022	BPAY TAX OFFICE 2023 Prov Tax			369.00	12,554.10 DR
31/10/2022	INTEREST PAID		10.94		12,565.04 DR
30/11/2022	INTEREST PAID		10.32		12,575.36 DR
30/12/2022	INTEREST PAID		10.33		12,585.69 DR
12/01/2023	ATO ATO005000017461767		7,942.36		20,528.05 DR
16/01/2023	Super Audits Nick Norman SMSF Audit Fee			330.00	20,198.05 DR
24/01/2023	Roach & Bruce Consulting Pty Ltd NickNorma			2,750.00	17,448.05 DR
31/01/2023	INTEREST PAID		14.50		17,462.55 DR
06/02/2023	BPAY TAX OFFICE ATO Div 293 Tax 20			1,235.50	16,227.05 DR
23/02/2023	BPAY TAX OFFICE Div 293 Tax 2022			2,512.50	13,714.55 DR
28/02/2023	BPAY TAX OFFICE 2023 PAYG Instalme			369.00	13,345.55 DR
28/02/2023	INTEREST PAID		12.30		13,357.85 DR
22/03/2023	ATO SuperStream Receipts Account ECC 2022			379.21	12,978.64 DR
29/03/2023	Roach & Bruce Consulting Pty Ltd NickNorma			1,980.00	10,998.64 DR
31/03/2023	INTEREST PAID		11.14		11,009.78 DR
03/04/2023	TFR Westpac Cho Refund 2022 ECC		379.21		11,388.99 DR
28/04/2023	INTEREST PAID		8.70		11,397.69 DR
31/05/2023	INTEREST PAID		10.30		11,407.99 DR

The Nick Norman Super Fund
General Ledger Account Movement
For the period from 1 July 2022 to 30 June 2023

Date	Description	Quantity	Debits	Credits	Balance
Assets					
Cash At Bank - Cash at Bank - WBC					
27/06/2023	TFR Westpac Cho Conce Contribution		6,000.00		17,407.99 DR
30/06/2023	INTEREST PAID		9.86		17,417.85 DR
30/06/2023	Closing Balance				17,417.85 DR
Cash At Bank - Morgans - Macquarie Cash Management					
01/07/2022	Opening Balance				25,895.88 DR
01/07/2022	ANZ Group Holdings Limited FPO - Dividend/Distribution Payr		918.72		26,814.60 DR
04/07/2022	Macquarie Group Limited FPO - Dividend/Distribution Paymen		1,837.50		28,652.10 DR
05/07/2022	Qube Holdings Limited Subordinated Notes - Interest Paymen		193.98		28,846.08 DR
08/07/2022	Metrics Master Income Trust Fully Paid Units - Dividend/Distrib		167.47		29,013.55 DR
13/07/2022	iShares S&P 500 ETF Fully Paid Units - Dividend/Distribution		135.48		29,149.03 DR
15/07/2022	Global X Morningstar Global Technology - ETF - Dividend/Dist		2,704.94		31,853.97 DR
21/07/2022	Magellan High Conviction Trust Fully Paid Units - Dividend/Dis		440.76		32,294.73 DR
27/07/2022	ANZ Group Holdings Limited 1:15 Rights Issue - Entitlement A			2,532.60	29,762.13 DR
29/07/2022	Interest Earned - Macquarie CMA		11.82		29,773.95 DR
08/08/2022	Metrics Master Income Trust Fully Paid Units - Dividend/Distrib		161.89		29,935.84 DR
12/08/2022	Charter Hall Long Wale REIT Stapled Security - Dividend/Distr		572.25		30,508.09 DR
18/08/2022	Transfer TRANSFER FROM CMH 979097771		10,000.00		40,508.09 DR
19/08/2022	BHP Group Limited FPO - On Market Purchase - 500 securitie			20,535.00	19,973.09 DR
23/08/2022	Transurban Group Stapled Securities - Stapled Security Distrib		354.72		20,327.81 DR
23/08/2022	Transurban Group Stapled Securities - Stapled Security Divide		29.56		20,357.37 DR
31/08/2022	Interest Earned - Macquarie CMA		19.76		20,377.13 DR
02/09/2022	Hotel Property Investments Stapled Securities - Dividend/Distr		436.93		20,814.06 DR
06/09/2022	Magellan Financial Group Ltd FPO - Dividend/Distribution Pay		275.60		21,089.66 DR
08/09/2022	Metrics Master Income Trust Fully Paid Units - Dividend/Distrib		206.55		21,296.21 DR
12/09/2022	Macquarie Group Limited Capital Notes 4 - Dividend/Distributi		124.35		21,420.56 DR
14/09/2022	APA Group Stapled Security - Stapled Security Distribution		28.61		21,449.17 DR
14/09/2022	APA Group Stapled Security - Stapled Security Distribution		513.67		21,962.84 DR
14/09/2022	APA Group Stapled Security - Stapled Security Dividend		157.72		22,120.56 DR
16/09/2022	Endeavour Group Limited FPO - Dividend/Distribution Paymer		346.50		22,467.06 DR
19/09/2022	Hotel Property Investments Stapled Securities - On Market Sa		13,252.30		35,719.36 DR
19/09/2022	Metrics Master Income Trust Fully Paid Units - On Market Sale		36,454.72		72,174.08 DR
21/09/2022	Rio Tinto Limited FPO - Dividend/Distribution Payment		1,642.24		73,816.32 DR
21/09/2022	Sonic Healthcare Limited FPO - Dividend/Distribution Paymen		894.00		74,710.32 DR
21/09/2022	Telstra Group Limited FPO - Dividend/Distribution Payment		425.00		75,135.32 DR
23/09/2022	BHP Group Limited FPO - Dividend/Distribution Payment		5,103.68		80,239.00 DR
27/09/2022	Woolworths Group Limited FPO - Dividend/Distribution Payme		795.00		81,034.00 DR
28/09/2022	Amcor PLC CDI 1:1 - Dividend/Distribution Payment		345.20		81,379.20 DR
28/09/2022	Woodside Energy Group Ltd FPO - On Market Purchase 629 :			19,105.80	62,273.40 DR
29/09/2022	Fortescue Metals Group Limited FPO - Dividend/Distribution P		5,263.50		67,536.90 DR
29/09/2022	Ramsay Health Care Limited FPO - Dividend/Distribution Payr		144.05		67,680.95 DR
30/09/2022	Interest Earned - Macquarie CMA		44.20		67,725.15 DR
30/09/2022	Treasury Wine Estates Limited FPO - Dividend/Distribution Pa		320.00		68,045.15 DR
30/09/2022	Wealth+ fees - September 2022			2,838.76	65,206.39 DR
04/10/2022	Transurban Group Stapled Securities - On Market Purchase 1			19,515.50	45,690.89 DR
05/10/2022	CSL Limited FPO - Dividend/Distribution Payment		223.31		45,914.20 DR
05/10/2022	Qube Holdings Limited Subordinated Notes - Interest Paymen		273.13		46,187.33 DR
06/10/2022	Woodside Energy Group Ltd FPO - Dividend/Distribution Payn		433.47		46,620.80 DR
13/10/2022	iShares S&P 500 ETF Fully Paid Units - Dividend/Distribution		156.87		46,777.67 DR
14/10/2022	HUB24 Limited FPO - Dividend/Distribution Payment		62.50		46,840.17 DR
18/10/2022	Qube Holdings Limited FPO - Dividend/Distribution Payment		179.28		47,019.45 DR
31/10/2022	Interest Earned - Macquarie CMA		61.44		47,080.89 DR
11/11/2022	Charter Hall Long Wale REIT Stapled Security - Dividend/Distr		525.00		47,605.89 DR
30/11/2022	Interest Earned - Macquarie CMA		67.20		47,673.09 DR
09/12/2022	Nufarm Limited FPO - Dividend/Distribution Payment		450.00		48,123.09 DR
12/12/2022	Macquarie Group Limited Capital Notes 4 - Dividend/Distributi		145.21		48,268.30 DR
13/12/2022	Amcor PLC CDI 1:1 - Dividend/Distribution Payment		388.80		48,657.10 DR

The Nick Norman Super Fund
General Ledger Account Movement
For the period from 1 July 2022 to 30 June 2023

Date	Description	Quantity	Debits	Credits	Balance
Assets					
Cash At Bank - Morgans - Macquarie Cash Management					
13/12/2022	Macquarie Group Limited FPO - Dividend/Distribution Paymen		1,575.00		50,232.10 DR
15/12/2022	ANZ Group Holdings Limited FPO - Dividend/Distribution Payr		1,579.16		51,811.26 DR
20/12/2022	Transfer TRANSFER FROM CMH 979097771		375,000.00		426,811.26 DR
21/12/2022	Transfer Reversal of Incorrect Deposit - 20/12 - To A/c 745774			375,000.00	51,811.26 DR
30/12/2022	Interest Earned - Macquarie CMA		102.99		51,914.25 DR
30/12/2022	Wealth+ fees - December 2022			2,687.12	49,227.13 DR
05/01/2023	iShares S&P 500 ETF Fully Paid Units - Dividend/Distribution		123.08		49,350.21 DR
05/01/2023	Qube Holdings Limited Subordinated Notes - Interest Paymen		319.66		49,669.87 DR
06/01/2023	Gold Hydrogen Limited IPO - On Market Purchase - 28,000 se			14,000.00	35,669.87 DR
18/01/2023	Magellan High Conviction Trust Fully Paid Units - Dividend/Dis		437.17		36,107.04 DR
31/01/2023	Fortescue Metals Group Limited FPO - On Market Sale - 2,18:		49,994.17		86,101.21 DR
31/01/2023	Interest Earned - Macquarie CMA		73.60		86,174.81 DR
13/02/2023	Transurban Group Stapled Securities - Stapled Security Distrit		795.00		86,969.81 DR
14/02/2023	Charter Hall Long Wale REIT Stapled Security - Dividend/Distr		525.00		87,494.81 DR
21/02/2023	Aurizon Holdings Limited FPO - On Market Purchase - 14,250			49,557.50	37,937.31 DR
22/02/2023	Proptech Group Limited FPO - Scheme Of Arrangement Acqui		12,000.00		49,937.31 DR
27/02/2023	HUB24 Limited FPO - On Market Sale - 500 securities		14,390.00		64,327.31 DR
27/02/2023	Megaport Limited FPO - On Market Purchase - 2,500 securitie			14,935.00	49,392.31 DR
28/02/2023	Interest Earned - Macquarie CMA		122.92		49,515.23 DR
08/03/2023	Magellan Financial Group Ltd FPO - Dividend/Distribution Pay		187.60		49,702.83 DR
10/03/2023	Macquarie Group Limited Capital Notes 4 - Dividend/Distributi		150.08		49,852.91 DR
16/03/2023	APA Group Stapled Security - Stapled Security Distribution		252.17		50,105.08 DR
16/03/2023	APA Group Stapled Security - Stapled Security Dividend		397.84		50,502.92 DR
20/03/2023	Endeavour Group Limited FPO - Dividend/Distribution Paymer		643.50		51,146.42 DR
21/03/2023	Amcor PLC CDI 1:1 - Dividend/Distribution Payment		346.00		51,492.42 DR
22/03/2023	Sonic Healthcare Limited FPO - Dividend/Distribution Paymen		625.80		52,118.22 DR
29/03/2023	Aurizon Holdings Limited FPO - Dividend/Distribution Paymen		997.50		53,115.72 DR
29/03/2023	Fortescue Metals Group Limited FPO - Dividend/Distribution P		1,622.25		54,737.97 DR
30/03/2023	BHP Group Limited FPO - Dividend/Distribution Payment		2,727.27		57,465.24 DR
30/03/2023	Ramsay Health Care Limited FPO - Dividend/Distribution Payr		148.50		57,613.74 DR
31/03/2023	Interest Earned - Macquarie CMA		97.50		57,711.24 DR
31/03/2023	Telstra Group Limited FPO - Dividend/Distribution Payment		425.00		58,136.24 DR
31/03/2023	Wealth+ fees - March 2023			2,955.72	55,180.52 DR
04/04/2023	Treasury Wine Estates Limited FPO - Dividend/Distribution Pa		360.00		55,540.52 DR
05/04/2023	CSL Limited FPO - Dividend/Distribution Payment		205.93		55,746.45 DR
05/04/2023	Qube Holdings Limited Subordinated Notes - Interest Paymen		333.14		56,079.59 DR
05/04/2023	Woodside Energy Group Ltd FPO - Dividend/Distribution Payn		1,938.96		58,018.55 DR
13/04/2023	Qube Holdings Limited FPO - Dividend/Distribution Payment		168.08		58,186.63 DR
13/04/2023	Woolworths Group Limited FPO - Dividend/Distribution Payme		690.00		58,876.63 DR
17/04/2023	iShares S&P 500 ETF Fully Paid Units - Dividend/Distribution		138.63		59,015.26 DR
20/04/2023	Rio Tinto Limited FPO - Dividend/Distribution Payment		1,397.38		60,412.64 DR
28/04/2023	Interest Earned - Macquarie CMA		105.72		60,518.36 DR
15/05/2023	Charter Hall Long Wale REIT Stapled Security - Dividend/Distr		525.00		61,043.36 DR
26/05/2023	Transfer TRANSFER FROM CMH 979097771		10,000.00		71,043.36 DR
29/05/2023	Ramsay Health Care Limited FPO - On Market Purchase - 20:			11,816.00	59,227.36 DR
30/05/2023	NextDC Limited 1:8 Rights Issue - Entitlement Acceptance - 3:			4,050.00	55,177.36 DR
30/05/2023	NextDC Limited ADD Rights Issue - Entitlement Acceptance 3:			4,050.00	51,127.36 DR
31/05/2023	Interest Earned - Macquarie CMA		135.25		51,262.61 DR
09/06/2023	Nufarm Limited FPO - Dividend/Distribution Payment		375.00		51,637.61 DR
13/06/2023	Macquarie Group Limited Capital Notes 4 - Dividend/Distributi		173.08		51,810.69 DR
20/06/2023	Amcor PLC CDI 1:1 - Dividend/Distribution Payment		368.60		52,179.29 DR
20/06/2023	CSL Limited FPO - On Market Purchase - 38 securities			10,641.70	41,537.59 DR
30/06/2023	Interest Earned - Macquarie CMA		104.32		41,641.91 DR
30/06/2023	Wealth+ fees - June 2023			2,948.66	38,693.25 DR
30/06/2023	Closing Balance				38,693.25 DR

The Nick Norman Super Fund
General Ledger Account Movement
For the period from 1 July 2022 to 30 June 2023

Date	Description	Quantity	Debits	Credits	Balance
Assets					
Other Assets - Unsettled Trades					
Acquisitions - Shares in Listed Companies					
Aurizon Holdings Limited					
01/07/2022	Opening Balance				0.00
17/02/2023	Purchase of 14250 of AZJ @ \$3.47			49,557.50	49,557.50 CR
21/02/2023	Purchase of 14250 of AZJ @ \$3.47		49,557.50		0.00 CR
30/06/2023	Closing Balance				0.00
Australia And New Zealand Banking Group Limited					
01/07/2022	Opening Balance				0.00
27/07/2022	ANZR to ANZ; 1:15 ACCELERATED - PAITREO OF ORD SH/		2,532.60		2,532.60 DR
25/08/2022	ANZR to ANZ; 1:15 ACCELERATED - PAITREO OF ORD SH/			2,532.60	0.00 CR
30/06/2023	Closing Balance				0.00
BHP Group Limited					
01/07/2022	Opening Balance				0.00
17/08/2022	Purchase of 500 of BHP @ \$40.85			20,535.00	20,535.00 CR
19/08/2022	Purchase of 500 of BHP @ \$40.85		20,535.00		0.00 CR
30/06/2023	Closing Balance				0.00
CSL Limited					
01/07/2022	Opening Balance				0.00
16/06/2023	Purchase of 38 of CSL @ \$277.15			10,641.70	10,641.70 CR
20/06/2023	Purchase of 38 of CSL @ \$277.15		10,641.70		0.00 CR
30/06/2023	Closing Balance				0.00
Gold Hydrogen Limited					
01/07/2022	Opening Balance				0.00
03/01/2023	Purchase of 28000 of GHYZZ @ \$0.50			14,000.00	14,000.00 CR
06/01/2023	Purchase of 28000 of GHYZZ @ \$0.50		14,000.00		0.00 CR
30/06/2023	Closing Balance				0.00
Megaport Limited					
01/07/2022	Opening Balance				0.00
23/02/2023	Purchase of 2500 of MP1 @ \$5.93			14,935.00	14,935.00 CR
27/02/2023	Purchase of 2500 of MP1 @ \$5.93		14,935.00		0.00 CR
30/06/2023	Closing Balance				0.00
Nextdc Limited					
01/07/2022	Opening Balance				0.00
30/05/2023	NextDC Limited ADD Rights Issue - Entitlement Acceptance 3'			4,050.00	4,050.00 CR
30/05/2023	NextDC Limited ADD Rights Issue - Entitlement Acceptance 3'		4,050.00		0.00 CR
30/05/2023	NXT_R to NXT; 1:8 ACCELERATED - JUMBO OF ORD SHAF		4,050.00		4,050.00 DR
08/06/2023	NXT_R to NXT; 1:8 ACCELERATED - JUMBO OF ORD SHAF			4,050.00	0.00 CR
30/06/2023	Closing Balance				0.00
Ramsay Health Care Limited					
01/07/2022	Opening Balance				0.00
25/05/2023	Purchase of 203 of RHC @ \$57.665025			11,816.00	11,816.00 CR
29/05/2023	Purchase of 203 of RHC @ \$57.665025		11,816.00		0.00 CR
30/06/2023	Closing Balance				0.00
Woodside Energy Group Ltd					
01/07/2022	Opening Balance				0.00
26/09/2022	Purchase of 629 of WDS @ \$30.20			19,105.80	19,105.80 CR
28/09/2022	Purchase of 629 of WDS @ \$30.20		19,105.80		0.00 CR
30/06/2023	Closing Balance				0.00

The Nick Norman Super Fund
General Ledger Account Movement
For the period from 1 July 2022 to 30 June 2023

Date	Description	Quantity	Debits	Credits	Balance
Assets					
Acquisitions - Stapled Securities					
Transurban Group - Fully Paid Ordinary/Units Stapled Securities					
01/07/2022	Opening Balance				0.00
30/09/2022	Purchase of 1522 of TCL @ \$12.75			19,515.50	19,515.50 CR
04/10/2022	Purchase of 1522 of TCL @ \$12.75		19,515.50		0.00 CR
30/06/2023	Closing Balance				0.00
Disposals - Shares in Listed Companies					
Fortescue Metals Group Ltd					
01/07/2022	Opening Balance				0.00
27/01/2023	Sale of 2187 units of FMG @ \$22.91		49,994.17		49,994.17 DR
31/01/2023	Sale of 2187 units of FMG @ \$22.91			49,994.17	0.00 CR
30/06/2023	Closing Balance				0.00
Hub24 Limited					
01/07/2022	Opening Balance				0.00
23/02/2023	Sale of 500 units of HUB @ \$29.00		14,390.00		14,390.00 DR
27/02/2023	Sale of 500 units of HUB @ \$29.00			14,390.00	0.00 CR
30/06/2023	Closing Balance				0.00
Proptech Group Limited					
01/07/2022	Opening Balance				0.00
22/02/2023	PTG Takeover/Merger			12,000.00	12,000.00 CR
22/02/2023	PTG Takeover/Merger		12,000.00		0.00 CR
30/06/2023	Closing Balance				0.00
Disposals - Stapled Securities					
Hotel Property Investments - Stapled Security Fully Paid					
01/07/2022	Opening Balance				0.00
15/09/2022	Sale of 4242 units of HPI @ \$3.15		13,252.30		13,252.30 DR
19/09/2022	Sale of 4242 units of HPI @ \$3.15			13,252.30	0.00 CR
30/06/2023	Closing Balance				0.00
Disposals - Units In Listed Unit Trusts					
Mcp Master Income Trust - Ordinary Units Fully Paid					
01/07/2022	Opening Balance				0.00
15/09/2022	Sale of 18608 units of MXT @ \$1.965		36,454.72		36,454.72 DR
19/09/2022	Sale of 18608 units of MXT @ \$1.965			36,454.72	0.00 CR
30/06/2023	Closing Balance				0.00
Other Assets - Receivables					
Investment Income Receivable - Distributions - Stapled Securities					
APA Group - Fully Paid Units Stapled Securities					
01/07/2022	Opening Balance				28.61 DR
01/07/2022	APA AUD 21.7127c Dist		671.39		700.00 DR
14/09/2022	APA AUD 0.063088 FRANKED, 30% CTR, DRP SUSP			28.61	671.39 DR
14/09/2022	APA AUD 21.7127c Dist			157.72	513.67 DR
14/09/2022	APA AUD 21.7127c Dist			513.67	0.00 CR
29/12/2022	APA AUD EST 0.26, DRP SUSP		650.01		650.01 DR
16/03/2023	APA AUD EST 0.26, DRP SUSP			252.17	397.84 DR
16/03/2023	APA AUD EST 0.26, DRP SUSP			397.84	0.00 CR
29/06/2023	APA AUD DRP SUSP		25.71		25.71 DR
30/06/2023	Closing Balance				25.71 DR

The Nick Norman Super Fund
General Ledger Account Movement
For the period from 1 July 2022 to 30 June 2023

Date	Description	Quantity	Debits	Credits	Balance
Assets					
Charter Hall Long Wale REIT - Fully Paid Units Stapled Securities					
01/07/2022	Opening Balance				572.25 DR
12/08/2022	Investment Income			572.25	0.00 CR
11/11/2022	Charter Hall Long Wale REIT Stapled Security - Dividend/Distr			525.00	525.00 CR
11/11/2022	Charter Hall Long Wale REIT Stapled Security - Dividend/Distr		525.00		0.00 CR
29/12/2022	CLW AUD DRP SUSP		525.00		525.00 DR
14/02/2023	CLW AUD DRP SUSP			525.00	0.00 CR
30/03/2023	CLW AUD DRP SUSP		525.00		525.00 DR
15/05/2023	CLW AUD DRP SUSP			525.00	0.00 CR
29/06/2023	CLW AUD DRP SUSP		525.00		525.00 DR
30/06/2023	Closing Balance				525.00 DR
Hotel Property Investments - Stapled Security Fully Paid					
01/07/2022	Opening Balance				436.93 DR
02/09/2022	HPI AUD DRP 1% DISC			436.93	0.00 CR
30/06/2023	Closing Balance				0.00
Transurban Group - Fully Paid Ordinary/Units Stapled Securities					
01/07/2022	Opening Balance				354.72 DR
23/08/2022	Investment Income			354.72	0.00 CR
29/12/2022	TCL AUD DRP NIL DISC		795.00		795.00 DR
13/02/2023	TCL AUD DRP NIL DISC			795.00	0.00 CR
29/06/2023	TCL AUD 0.0111946 FRANKED, 30% CTR, DRP NIL DISC		915.00		915.00 DR
30/06/2023	Closing Balance				915.00 DR
Investment Income Receivable - Distributions - Units In Listed Unit Trusts					
ETFs Morningstar Global Technology ETF - Exchange Traded Fund Units Fully Paid					
01/07/2022	Opening Balance				2,704.94 DR
15/07/2022	Investment Income			2,704.94	0.00 CR
30/06/2023	TECH AUD 0.0172 FRANKED, 30% CTR, DRP		348.39		348.39 DR
30/06/2023	Closing Balance				348.39 DR
Ishares S&P 500 ETF - Chess Depository Interests 1:1 Ishs&P500					
01/07/2022	Opening Balance				135.48 DR
13/07/2022	Investment Income			135.48	0.00 CR
13/10/2022	iShares S&P 500 ETF Fully Paid Units - Dividend/Distribution			156.87	156.87 CR
13/10/2022	iShares S&P 500 ETF Fully Paid Units - Dividend/Distribution		156.87		0.00 CR
21/12/2022	IVV AUD DRP		123.08		123.08 DR
05/01/2023	IVV AUD DRP			123.08	0.00 CR
03/04/2023	IVV AUD DRP		138.63		138.63 DR
17/04/2023	IVV AUD DRP			138.63	0.00 CR
30/06/2023	IVV AUD DRP		184.48		184.48 DR
30/06/2023	Closing Balance				184.48 DR
Magellan High Conviction Trust (Managed Fund) - Magellan High Conviction Trust (Managed Fun					
01/07/2022	Opening Balance				440.76 DR
21/07/2022	MHHT AUD DRP			440.76	0.00 CR
03/01/2023	MHHT AUD DRP		437.17		437.17 DR
18/01/2023	MHHT AUD DRP			437.17	0.00 CR
30/06/2023	MHHT AUD DRP		419.26		419.26 DR
30/06/2023	Closing Balance				419.26 DR
Mcp Master Income Trust - Ordinary Units Fully Paid					
01/07/2022	Opening Balance				167.47 DR
08/07/2022	MXT AUD DRP NIL DISC			167.47	0.00 CR
29/07/2022	MXT AUD DRP NIL DISC		161.89		161.89 DR
08/08/2022	MXT AUD DRP NIL DISC			161.89	0.00 CR
31/08/2022	MXT AUD DRP NIL DISC		206.55		206.55 DR
08/09/2022	MXT AUD DRP NIL DISC			206.55	0.00 CR
30/06/2023	Closing Balance				0.00

The Nick Norman Super Fund
General Ledger Account Movement
For the period from 1 July 2022 to 30 June 2023

Date	Description	Quantity	Debits	Credits	Balance
Assets					
Investment Income Receivable - Dividends - Shares in Listed Companies					
Aurizon Holdings Limited					
01/07/2022	Opening Balance				0.00
29/03/2023	AZJ AUD 0.07 FRANKED, 30% CTR			997.50	997.50 CR
29/03/2023	AZJ AUD 0.07 FRANKED, 30% CTR		997.50		0.00 CR
30/06/2023	Closing Balance				0.00
Australia And New Zealand Banking Group Limited					
01/07/2022	Opening Balance				0.00
01/07/2022	ANZ Group Holdings Limited FPO - Dividend/Distribution Payr			918.72	918.72 CR
01/07/2022	ANZ Group Holdings Limited FPO - Dividend/Distribution Payr		918.72		0.00 CR
15/12/2022	ANZ AUD 0.74 FRANKED, 30% CTR, DRP NIL DISC, BSP			1,579.16	1,579.16 CR
15/12/2022	ANZ AUD 0.74 FRANKED, 30% CTR, DRP NIL DISC, BSP		1,579.16		0.00 CR
30/06/2023	Closing Balance				0.00
BHP Group Limited					
01/07/2022	Opening Balance				0.00
23/09/2022	BHP Group Limited FPO - Dividend/Distribution Payment			5,103.68	5,103.68 CR
23/09/2022	BHP Group Limited FPO - Dividend/Distribution Payment		5,103.68		0.00 CR
30/03/2023	BHP USD 0.9, 0.9 FRANKED, 30% CTR, DRP NIL DISC			2,727.27	2,727.27 CR
30/03/2023	BHP USD 0.9, 0.9 FRANKED, 30% CTR, DRP NIL DISC		2,727.27		0.00 CR
30/06/2023	Closing Balance				0.00
CSL Limited					
01/07/2022	Opening Balance				0.00
05/10/2022	CSL Limited FPO - Dividend/Distribution Payment			223.31	223.31 CR
05/10/2022	CSL Limited FPO - Dividend/Distribution Payment		223.31		0.00 CR
05/04/2023	CSL USD 1.07, UNFRANKED, 1.07 CFI, DRP SUSP			205.93	205.93 CR
05/04/2023	CSL USD 1.07, UNFRANKED, 1.07 CFI, DRP SUSP		205.93		0.00 CR
30/06/2023	Closing Balance				0.00
Endeavour Group Limited					
01/07/2022	Opening Balance				0.00
16/09/2022	EDV AUD 0.077 FRANKED, 30% CTR			346.50	346.50 CR
16/09/2022	EDV AUD 0.077 FRANKED, 30% CTR		346.50		0.00 CR
20/03/2023	EDV AUD 0.143 FRANKED, 30% CTR			643.50	643.50 CR
20/03/2023	EDV AUD 0.143 FRANKED, 30% CTR		643.50		0.00 CR
30/06/2023	Closing Balance				0.00
Fortescue Metals Group Ltd					
01/07/2022	Opening Balance				0.00
29/09/2022	FMG AUD 1.21 FRANKED, 30% CTR, DRP NIL DISC			5,263.50	5,263.50 CR
29/09/2022	FMG AUD 1.21 FRANKED, 30% CTR, DRP NIL DISC		5,263.50		0.00 CR
29/03/2023	FMG AUD 0.75 FRANKED, 30% CTR, DRP NIL DISC			1,622.25	1,622.25 CR
29/03/2023	FMG AUD 0.75 FRANKED, 30% CTR, DRP NIL DISC		1,622.25		0.00 CR
30/06/2023	Closing Balance				0.00
Hub24 Limited					
01/07/2022	Opening Balance				0.00
14/10/2022	HUB24 Limited FPO - Dividend/Distribution Payment			62.50	62.50 CR
14/10/2022	HUB24 Limited FPO - Dividend/Distribution Payment		62.50		0.00 CR
30/06/2023	Closing Balance				0.00
Macquarie Group Limited					
01/07/2022	Opening Balance				0.00
04/07/2022	Macquarie Group Limited FPO - Dividend/Distribution Paymen			1,837.50	1,837.50 CR
04/07/2022	Macquarie Group Limited FPO - Dividend/Distribution Paymen		1,837.50		0.00 CR
13/12/2022	MQG AUD 1.2 FRANKED, 30% CTR, 1.8 CFI, DRP NIL DISC			1,575.00	1,575.00 CR
13/12/2022	MQG AUD 1.2 FRANKED, 30% CTR, 1.8 CFI, DRP NIL DISC		1,575.00		0.00 CR
30/06/2023	Closing Balance				0.00

The Nick Norman Super Fund
General Ledger Account Movement
For the period from 1 July 2022 to 30 June 2023

Date	Description	Quantity	Debits	Credits	Balance
Assets					
Macquarie Group Limited - Capital Notes Deferred Settlement					
01/07/2022	Opening Balance				0.00
12/09/2022	Macquarie Group Limited Capital Notes 4 - Dividend/Distributi			124.35	124.35 CR
12/09/2022	Macquarie Group Limited Capital Notes 4 - Dividend/Distributi		124.35		0.00 CR
12/12/2022	MQGPD AUD 0.58084 FRANKED, 30% CTR, 0.87126 CFI			145.21	145.21 CR
12/12/2022	MQGPD AUD 0.58084 FRANKED, 30% CTR, 0.87126 CFI		145.21		0.00 CR
10/03/2023	MQGPD AUD 0.60032 FRANKED, 30% CTR, 0.90048 CFI			150.08	150.08 CR
10/03/2023	MQGPD AUD 0.60032 FRANKED, 30% CTR, 0.90048 CFI		150.08		0.00 CR
13/06/2023	MQGPD AUD 0.69232 FRANKED, 30% CTR, 1.03848 CFI			173.08	173.08 CR
13/06/2023	MQGPD AUD 0.69232 FRANKED, 30% CTR, 1.03848 CFI		173.08		0.00 CR
30/06/2023	Closing Balance				0.00
Magellan Financial Group Limited					
01/07/2022	Opening Balance				0.00
06/09/2022	Magellan Financial Group Ltd FPO - Dividend/Distribution Pay			275.60	275.60 CR
06/09/2022	Magellan Financial Group Ltd FPO - Dividend/Distribution Pay		275.60		0.00 CR
08/03/2023	MFG AUD 0.39865 FRANKED, 30% CTR, NIL CFI, DRP SUS			187.60	187.60 CR
08/03/2023	MFG AUD 0.39865 FRANKED, 30% CTR, NIL CFI, DRP SUS		187.60		0.00 CR
30/06/2023	Closing Balance				0.00
Nufarm Limited					
01/07/2022	Opening Balance				0.00
09/12/2022	NUF AUD UNFRANKED, 0.06 CFI, DRP NIL DISC			450.00	450.00 CR
09/12/2022	NUF AUD UNFRANKED, 0.06 CFI, DRP NIL DISC		450.00		0.00 CR
09/06/2023	NUF AUD UNFRANKED, 0.05 CFI, DRP			375.00	375.00 CR
09/06/2023	NUF AUD UNFRANKED, 0.05 CFI, DRP		375.00		0.00 CR
30/06/2023	Closing Balance				0.00
Qube Holdings Limited					
01/07/2022	Opening Balance				0.00
18/10/2022	Qube Holdings Limited FPO - Dividend/Distribution Payment			179.28	179.28 CR
18/10/2022	Qube Holdings Limited FPO - Dividend/Distribution Payment		179.28		0.00 CR
13/04/2023	QUB AUD 0.0375 FRANKED, 30% CTR, DRP SUSP			168.08	168.08 CR
13/04/2023	QUB AUD 0.0375 FRANKED, 30% CTR, DRP SUSP		168.08		0.00 CR
30/06/2023	Closing Balance				0.00
Ramsay Health Care Limited					
01/07/2022	Opening Balance				0.00
29/09/2022	Ramsay Health Care Limited FPO - Dividend/Distribution Payr			144.05	144.05 CR
29/09/2022	Ramsay Health Care Limited FPO - Dividend/Distribution Payr		144.05		0.00 CR
30/03/2023	RHC AUD 0.5 FRANKED, 30% CTR, DRP 1.5% DISC			148.50	148.50 CR
30/03/2023	RHC AUD 0.5 FRANKED, 30% CTR, DRP 1.5% DISC		148.50		0.00 CR
30/06/2023	Closing Balance				0.00
Rio Tinto Limited					
01/07/2022	Opening Balance				0.00
21/09/2022	Rio Tinto Limited FPO - Dividend/Distribution Payment			1,642.24	1,642.24 CR
21/09/2022	Rio Tinto Limited FPO - Dividend/Distribution Payment		1,642.24		0.00 CR
20/04/2023	RIO AUD 3.2649 FRANKED, 30% CTR, DRP NIL DISC			1,397.38	1,397.38 CR
20/04/2023	RIO AUD 3.2649 FRANKED, 30% CTR, DRP NIL DISC		1,397.38		0.00 CR
30/06/2023	Closing Balance				0.00
Sonic Healthcare Limited					
01/07/2022	Opening Balance				0.00
21/09/2022	Sonic Healthcare Limited FPO - Dividend/Distribution Paymen			894.00	894.00 CR
21/09/2022	Sonic Healthcare Limited FPO - Dividend/Distribution Paymen		894.00		0.00 CR
22/03/2023	SHL AUD 0.42 FRANKED, 30% CTR, DRP SUSP			625.80	625.80 CR
22/03/2023	SHL AUD 0.42 FRANKED, 30% CTR, DRP SUSP		625.80		0.00 CR
30/06/2023	Closing Balance				0.00

The Nick Norman Super Fund
General Ledger Account Movement
For the period from 1 July 2022 to 30 June 2023

Date	Description	Quantity	Debits	Credits	Balance
Assets					
Telstra Corporation Limited.					
01/07/2022	Opening Balance				0.00
21/09/2022	Telstra Group Limited FPO - Dividend/Distribution Payment			425.00	425.00 CR
21/09/2022	Telstra Group Limited FPO - Dividend/Distribution Payment		425.00		0.00 CR
31/03/2023	TLS AUD 0.085 FRANKED, 30% CTR, DRP NIL DISC			425.00	425.00 CR
31/03/2023	TLS AUD 0.085 FRANKED, 30% CTR, DRP NIL DISC		425.00		0.00 CR
30/06/2023	Closing Balance				0.00
Treasury Wine Estates Limited					
01/07/2022	Opening Balance				0.00
30/09/2022	TWE AUD 0.16 FRANKED, 30% CTR, DRP NIL DISC			320.00	320.00 CR
30/09/2022	TWE AUD 0.16 FRANKED, 30% CTR, DRP NIL DISC		320.00		0.00 CR
04/04/2023	TWE AUD 0.18 FRANKED, 30% CTR, DRP NIL DISC			360.00	360.00 CR
04/04/2023	TWE AUD 0.18 FRANKED, 30% CTR, DRP NIL DISC		360.00		0.00 CR
30/06/2023	Closing Balance				0.00
Woodside Energy Group Ltd					
01/07/2022	Opening Balance				0.00
06/10/2022	WDS USD 1.09, 1.09 FRANKED, 30% CTR, DRP NIL DISC			433.47	433.47 CR
06/10/2022	WDS USD 1.09, 1.09 FRANKED, 30% CTR, DRP NIL DISC		433.47		0.00 CR
05/04/2023	WDS USD 1.44, 1.44 FRANKED, 30% CTR, DRP SUSP			1,938.96	1,938.96 CR
05/04/2023	WDS USD 1.44, 1.44 FRANKED, 30% CTR, DRP SUSP		1,938.96		0.00 CR
30/06/2023	Closing Balance				0.00
Woolworths Group Limited					
01/07/2022	Opening Balance				0.00
27/09/2022	Woolworths Group Limited FPO - Dividend/Distribution Payme			795.00	795.00 CR
27/09/2022	Woolworths Group Limited FPO - Dividend/Distribution Payme		795.00		0.00 CR
13/04/2023	WOW AUD 0.46 FRANKED, 30% CTR, DRP NIL DISC			690.00	690.00 CR
13/04/2023	WOW AUD 0.46 FRANKED, 30% CTR, DRP NIL DISC		690.00		0.00 CR
30/06/2023	Closing Balance				0.00
Investment Income Receivable - Dividends - Stapled Securities					
Transurban Group - Fully Paid Ordinary/Units Stapled Securities					
01/07/2022	Opening Balance				0.00
23/08/2022	Transurban Group Stapled Securities - Stapled Security Divide			29.56	29.56 CR
23/08/2022	Transurban Group Stapled Securities - Stapled Security Divide		29.56		0.00 CR
30/06/2023	Closing Balance				0.00
Ancor PLC - Cdi 1:1 Foreign Exempt Nyse					
01/07/2022	Opening Balance				0.00
28/09/2022	AMC USD 0.12			345.20	345.20 CR
28/09/2022	AMC USD 0.12		345.20		0.00 CR
13/12/2022	AMC USD 0.1225			388.80	388.80 CR
13/12/2022	AMC USD 0.1225		388.80		0.00 CR
21/03/2023	AMC USD 0.1225			346.00	346.00 CR
21/03/2023	AMC USD 0.1225		346.00		0.00 CR
20/06/2023	AMC USD 0.1225			368.60	368.60 CR
20/06/2023	AMC USD 0.1225		368.60		0.00 CR
30/06/2023	Closing Balance				0.00
Investment Income Receivable - Interest - Cash At Bank					
Cash at Bank - WBC					
01/07/2022	Opening Balance				0.00
29/07/2022	INTEREST PAID			0.71	0.71 CR
29/07/2022	INTEREST PAID		0.71		0.00 CR
31/08/2022	INTEREST PAID			5.21	5.21 CR
31/08/2022	INTEREST PAID		5.21		0.00 CR
30/09/2022	INTEREST PAID			8.84	8.84 CR
30/09/2022	INTEREST PAID		8.84		0.00 CR
31/10/2022	INTEREST PAID			10.94	10.94 CR
31/10/2022	INTEREST PAID		10.94		0.00 CR

The Nick Norman Super Fund
General Ledger Account Movement
For the period from 1 July 2022 to 30 June 2023

Date	Description	Quantity	Debits	Credits	Balance
Assets					
30/11/2022	INTEREST PAID			10.32	10.32 CR
30/11/2022	INTEREST PAID		10.32		0.00 CR
30/12/2022	INTEREST PAID			10.33	10.33 CR
30/12/2022	INTEREST PAID		10.33		0.00 CR
31/01/2023	INTEREST PAID			14.50	14.50 CR
31/01/2023	INTEREST PAID		14.50		0.00 CR
28/02/2023	INTEREST PAID			12.30	12.30 CR
28/02/2023	INTEREST PAID		12.30		0.00 CR
31/03/2023	INTEREST PAID			11.14	11.14 CR
31/03/2023	INTEREST PAID		11.14		0.00 CR
28/04/2023	INTEREST PAID			8.70	8.70 CR
28/04/2023	INTEREST PAID		8.70		0.00 CR
31/05/2023	INTEREST PAID			10.30	10.30 CR
31/05/2023	INTEREST PAID		10.30		0.00 CR
30/06/2023	INTEREST PAID			9.86	9.86 CR
30/06/2023	INTEREST PAID		9.86		0.00 CR
30/06/2023	Closing Balance				0.00
Morgans - Macquarie Cash Management					
01/07/2022	Opening Balance				0.00
29/07/2022	Interest Earned - Macquarie CMA			11.82	11.82 CR
29/07/2022	Interest Earned - Macquarie CMA		11.82		0.00 CR
31/08/2022	Interest Earned - Macquarie CMA			19.76	19.76 CR
31/08/2022	Interest Earned - Macquarie CMA		19.76		0.00 CR
30/09/2022	Interest Earned - Macquarie CMA			44.20	44.20 CR
30/09/2022	Interest Earned - Macquarie CMA		44.20		0.00 CR
31/10/2022	Interest Earned - Macquarie CMA			61.44	61.44 CR
31/10/2022	Interest Earned - Macquarie CMA		61.44		0.00 CR
30/11/2022	Interest Earned - Macquarie CMA			67.20	67.20 CR
30/11/2022	Interest Earned - Macquarie CMA		67.20		0.00 CR
30/12/2022	Interest Earned - Macquarie CMA			102.99	102.99 CR
30/12/2022	Interest Earned - Macquarie CMA		102.99		0.00 CR
31/01/2023	Interest Earned - Macquarie CMA			73.60	73.60 CR
31/01/2023	Interest Earned - Macquarie CMA		73.60		0.00 CR
28/02/2023	Interest Earned - Macquarie CMA			122.92	122.92 CR
28/02/2023	Interest Earned - Macquarie CMA		122.92		0.00 CR
31/03/2023	Interest Earned - Macquarie CMA			97.50	97.50 CR
31/03/2023	Interest Earned - Macquarie CMA		97.50		0.00 CR
28/04/2023	Interest Earned - Macquarie CMA			105.72	105.72 CR
28/04/2023	Interest Earned - Macquarie CMA		105.72		0.00 CR
31/05/2023	Interest Earned - Macquarie CMA			135.25	135.25 CR
31/05/2023	Interest Earned - Macquarie CMA		135.25		0.00 CR
30/06/2023	Interest Earned - Macquarie CMA			104.32	104.32 CR
30/06/2023	Interest Earned - Macquarie CMA		104.32		0.00 CR
30/06/2023	Closing Balance				0.00
Investment Income Receivable - Interest - Other Fixed Interest Securities					
Qube Holdings Limited - Hybrid 3-Bbsw+3.90% 05-10-23 Sub Cum					
01/07/2022	Opening Balance				0.00
05/07/2022	Qube Holdings Limited Subordinated Notes - Interest Paymen			193.98	193.98 CR
05/07/2022	Qube Holdings Limited Subordinated Notes - Interest Paymen		193.98		0.00 CR
05/10/2022	Qube Holdings Limited Subordinated Notes - Interest Paymen			273.13	273.13 CR
05/10/2022	Qube Holdings Limited Subordinated Notes - Interest Paymen		273.13		0.00 CR
05/01/2023	QUBHA Interest Payment			319.66	319.66 CR
05/01/2023	QUBHA Interest Payment		319.66		0.00 CR
05/04/2023	QUBHA Interest Payment			333.14	333.14 CR
05/04/2023	QUBHA Interest Payment		333.14		0.00 CR
30/06/2023	Closing Balance				0.00

The Nick Norman Super Fund
General Ledger Account Movement
For the period from 1 July 2022 to 30 June 2023

Date	Description	Quantity	Debits	Credits	Balance
Assets					
Member Income Receivable - Contributions					
Mr Nicholas Norman					
01/07/2022	Opening Balance				0.00
04/07/2022	Contribution Received			750.00	750.00 CR
04/07/2022	Employer Contribution: DCFM AUSTRALIA PTY LTD		750.00		0.00 CR
18/08/2022	Contribution Received			10,000.00	10,000.00 CR
18/08/2022	Transfer TRANSFER FROM CMH 979097771		10,000.00		0.00 CR
26/05/2023	Contribution Received			10,000.00	10,000.00 CR
26/05/2023	Transfer TRANSFER FROM CMH 979097771		10,000.00		0.00 CR
27/06/2023	Contribution Received			6,000.00	6,000.00 CR
27/06/2023	TFR Westpac Cho Conce Contribution		6,000.00		0.00 CR
30/06/2023	Closing Balance				0.00
Sundry Debtors					
Fee Refund					
01/07/2022	Opening Balance				0.00
03/04/2023	TFR Westpac Cho Refund 2022 ECC			379.21	379.21 CR
03/04/2023	TFR Westpac Cho Refund 2022 ECC		379.21		0.00 CR
30/06/2023	Closing Balance				0.00
Other Assets - Accrued Income					
Accrued Investment Income - Interest					
Qube Holdings Limited - Hybrid 3-Bbsw+3.90% 05-10-23 Sub Cum					
01/07/2022	Opening Balance				0.00
05/07/2022	Qube Holdings Limited Subordinated Notes - Interest Paymen				0.00 CR
30/06/2023	Closing Balance				0.00
Other Assets - Deferred Tax Assets					
Carried Forward Capital Losses					
01/07/2022	Opening Balance				2,289.30 DR
05/02/2023	Change In Carry Forward Loss			103.20	2,186.10 DR
21/03/2023	Change In Carry Forward Loss			199.70	1,986.40 DR
30/06/2023	Change In Carry Forward Loss			45.60	1,940.80 DR
30/06/2023	Closing Balance				1,940.80 DR
Other Assets - Current Tax Assets					
Income Tax Payable					
01/07/2022	Opening Balance				0.00
01/07/2022	Fund Tax Finalisation		8,201.36		8,201.36 DR
12/01/2023	ATO ATO005000017461767			8,201.36	0.00 CR
30/06/2023	Closing Balance				0.00
Provision for Income Tax					
01/07/2022	Opening Balance				8,253.15 CR
01/07/2022	Fund Tax Finalisation		8,253.15		0.00 CR
05/02/2023	Tax Effect Of Income			6,121.50	6,121.50 CR
21/03/2023	Tax Effect Of Income			474.35	6,595.85 CR
30/06/2023	Tax Effect Of Income			3,927.90	10,523.75 CR
30/06/2023	Closing Balance				10,523.75 CR
Withholding Credits - Shares in Listed Companies					
Nufarm Limited					
01/07/2022	Opening Balance				94.00 DR
01/07/2022	Fund Tax Finalisation			94.00	0.00 CR
30/06/2023	Closing Balance				0.00

The Nick Norman Super Fund
General Ledger Account Movement
For the period from 1 July 2022 to 30 June 2023

Date	Description	Quantity	Debits	Credits	Balance
Assets					
Franking Credits - Shares in Listed Companies					
Aurizon Holdings Limited					
01/07/2022	Opening Balance				0.00
29/03/2023	AZJ AUD 0.07 FRANKED, 30% CTR		427.50		427.50 DR
30/06/2023	Closing Balance				427.50 DR
Australia And New Zealand Banking Group Limited					
01/07/2022	Opening Balance				776.54 DR
01/07/2022	ANZ Group Holdings Limited FPO - Dividend/Distribution Payr		393.74		1,170.28 DR
01/07/2022	Fund Tax Finalisation			776.54	393.74 DR
15/12/2022	ANZ AUD 0.74 FRANKED, 30% CTR, DRP NIL DISC, BSP		676.78		1,070.52 DR
30/06/2023	Closing Balance				1,070.52 DR
BHP Group Limited					
01/07/2022	Opening Balance				5,957.60 DR
01/07/2022	Fund Tax Finalisation			5,957.60	0.00 CR
23/09/2022	BHP Group Limited FPO - Dividend/Distribution Payment		2,187.29		2,187.29 DR
30/03/2023	BHP USD 0.9, 0.9 FRANKED, 30% CTR, DRP NIL DISC		1,168.83		3,356.12 DR
30/06/2023	Closing Balance				3,356.12 DR
CSL Limited					
01/07/2022	Opening Balance				8.65 DR
01/07/2022	Fund Tax Finalisation			8.65	0.00 CR
05/10/2022	CSL Limited FPO - Dividend/Distribution Payment		9.57		9.57 DR
30/06/2023	Closing Balance				9.57 DR
Endeavour Group Limited					
01/07/2022	Opening Balance				241.07 DR
01/07/2022	Fund Tax Finalisation			241.07	0.00 CR
16/09/2022	EDV AUD 0.077 FRANKED, 30% CTR		148.50		148.50 DR
20/03/2023	EDV AUD 0.143 FRANKED, 30% CTR		275.79		424.29 DR
30/06/2023	Closing Balance				424.29 DR
Fortescue Metals Group Ltd					
01/07/2022	Opening Balance				5,536.93 DR
01/07/2022	Fund Tax Finalisation			5,536.93	0.00 CR
29/09/2022	FMG AUD 1.21 FRANKED, 30% CTR, DRP NIL DISC		2,255.79		2,255.79 DR
29/03/2023	FMG AUD 0.75 FRANKED, 30% CTR, DRP NIL DISC		695.25		2,951.04 DR
30/06/2023	Closing Balance				2,951.04 DR
Hub24 Limited					
01/07/2022	Opening Balance				27.86 DR
01/07/2022	Fund Tax Finalisation			27.86	0.00 CR
14/10/2022	HUB24 Limited FPO - Dividend/Distribution Payment		26.79		26.79 DR
30/06/2023	Closing Balance				26.79 DR
Macquarie Group Limited					
01/07/2022	Opening Balance				383.97 DR
01/07/2022	Fund Tax Finalisation			383.97	0.00 CR
04/07/2022	Macquarie Group Limited FPO - Dividend/Distribution Paymen		315.00		315.00 DR
13/12/2022	MQG AUD 1.2 FRANKED, 30% CTR, 1.8 CFI, DRP NIL DISC		270.00		585.00 DR
30/06/2023	Closing Balance				585.00 DR
Macquarie Group Limited - Capital Notes Deferred Settlement					
01/07/2022	Opening Balance				61.63 DR
01/07/2022	Fund Tax Finalisation			61.63	0.00 CR
12/09/2022	Macquarie Group Limited Capital Notes 4 - Dividend/Distributi		21.32		21.32 DR
12/12/2022	MQGPD AUD 0.58084 FRANKED, 30% CTR, 0.87126 CFI		24.89		46.21 DR
10/03/2023	MQGPD AUD 0.60032 FRANKED, 30% CTR, 0.90048 CFI		25.73		71.94 DR
13/06/2023	MQGPD AUD 0.69232 FRANKED, 30% CTR, 1.03848 CFI		29.67		101.61 DR
30/06/2023	Closing Balance				101.61 DR

The Nick Norman Super Fund
General Ledger Account Movement
For the period from 1 July 2022 to 30 June 2023

Date	Description	Quantity	Debits	Credits	Balance
Assets					
Magellan Financial Group Limited					
01/07/2022	Opening Balance				288.26 DR
01/07/2022	Fund Tax Finalisation			288.26	0.00 CR
06/09/2022	Magellan Financial Group Ltd FPO - Dividend/Distribution Pay		94.49		94.49 DR
08/03/2023	MFG AUD 0.39865 FRANKED, 30% CTR, NIL CFI, DRP SUS		68.34		162.83 DR
30/06/2023	Closing Balance				162.83 DR
Qube Holdings Limited					
01/07/2022	Opening Balance				124.86 DR
01/07/2022	Fund Tax Finalisation			124.86	0.00 CR
18/10/2022	Qube Holdings Limited FPO - Dividend/Distribution Payment		76.83		76.83 DR
13/04/2023	QUB AUD 0.0375 FRANKED, 30% CTR, DRP SUSP		72.03		148.86 DR
30/06/2023	Closing Balance				148.86 DR
Ramsay Health Care Limited					
01/07/2022	Opening Balance				192.84 DR
01/07/2022	Fund Tax Finalisation			192.84	0.00 CR
29/09/2022	Ramsay Health Care Limited FPO - Dividend/Distribution Payr		61.74		61.74 DR
30/03/2023	RHC AUD 0.5 FRANKED, 30% CTR, DRP 1.5% DISC		63.64		125.38 DR
30/06/2023	Closing Balance				125.38 DR
Rio Tinto Limited					
01/07/2022	Opening Balance				2,610.01 DR
01/07/2022	Fund Tax Finalisation			2,610.01	0.00 CR
21/09/2022	Rio Tinto Limited FPO - Dividend/Distribution Payment		703.82		703.82 DR
20/04/2023	RIO AUD 3.2649 FRANKED, 30% CTR, DRP NIL DISC		598.88		1,302.70 DR
30/06/2023	Closing Balance				1,302.70 DR
Sonic Healthcare Limited					
01/07/2022	Opening Balance				483.72 DR
01/07/2022	Fund Tax Finalisation			483.72	0.00 CR
21/09/2022	Sonic Healthcare Limited FPO - Dividend/Distribution Paymen		383.14		383.14 DR
22/03/2023	SHL AUD 0.42 FRANKED, 30% CTR, DRP SUSP		268.20		651.34 DR
30/06/2023	Closing Balance				651.34 DR
Telstra Corporation Limited.					
01/07/2022	Opening Balance				237.46 DR
01/07/2022	Fund Tax Finalisation			237.46	0.00 CR
21/09/2022	Telstra Group Limited FPO - Dividend/Distribution Payment		182.14		182.14 DR
31/03/2023	TLS AUD 0.085 FRANKED, 30% CTR, DRP NIL DISC		182.14		364.28 DR
30/06/2023	Closing Balance				364.28 DR
Treasury Wine Estates Limited					
01/07/2022	Opening Balance				128.57 DR
01/07/2022	Fund Tax Finalisation			128.57	0.00 CR
30/09/2022	TWE AUD 0.16 FRANKED, 30% CTR, DRP NIL DISC		137.14		137.14 DR
04/04/2023	TWE AUD 0.18 FRANKED, 30% CTR, DRP NIL DISC		154.29		291.43 DR
30/06/2023	Closing Balance				291.43 DR
Woodside Energy Group Ltd					
01/07/2022	Opening Balance				0.00
06/10/2022	WDS USD 1.09, 1.09 FRANKED, 30% CTR, DRP NIL DISC		185.77		185.77 DR
05/04/2023	WDS USD 1.44, 1.44 FRANKED, 30% CTR, DRP SUSP		830.98		1,016.75 DR
30/06/2023	Closing Balance				1,016.75 DR
Woolworths Group Limited					
01/07/2022	Opening Balance				250.71 DR
01/07/2022	Fund Tax Finalisation			250.71	0.00 CR
27/09/2022	Woolworths Group Limited FPO - Dividend/Distribution Payme		340.71		340.71 DR
13/04/2023	WOW AUD 0.46 FRANKED, 30% CTR, DRP NIL DISC		295.71		636.42 DR
30/06/2023	Closing Balance				636.42 DR

The Nick Norman Super Fund
General Ledger Account Movement
For the period from 1 July 2022 to 30 June 2023

Date	Description	Quantity	Debits	Credits	Balance
Assets					
Franking Credits - Stapled Securities					
APA Group - Fully Paid Units Stapled Securities					
01/07/2022	Opening Balance				101.04 DR
01/07/2022	Fund Tax Finalisation			101.04	0.00 CR
30/06/2023	Distribution - Tax Statement		3.03		3.03 DR
30/06/2023	Distribution - Tax Statement		76.58		79.61 DR
30/06/2023	Distribution - Tax Statement		79.09		158.70 DR
30/06/2023	Closing Balance				158.70 DR
Transurban Group - Fully Paid Ordinary/Units Stapled Securities					
01/07/2022	Opening Balance				6.78 DR
01/07/2022	Fund Tax Finalisation			6.78	0.00 CR
23/08/2022	Transurban Group Stapled Securities - Stapled Security Divide		12.67		12.67 DR
30/06/2023	Distribution - Tax Statement		1.54		14.21 DR
30/06/2023	Closing Balance				14.21 DR
Franking Credits - Units In Listed Unit Trusts					
ETFS Morningstar Global Technology ETF - Exchange Traded Fund Units Fully Paid					
01/07/2022	Opening Balance				16.25 DR
01/07/2022	Fund Tax Finalisation			16.25	0.00 CR
30/06/2023	Distribution - Tax Statement		16.57		16.57 DR
30/06/2023	Closing Balance				16.57 DR
Foreign Tax Credits - Units In Listed Unit Trusts					
ETFS Morningstar Global Technology ETF - Exchange Traded Fund Units Fully Paid					
01/07/2022	Opening Balance				43.79 DR
01/07/2022	Fund Tax Finalisation			43.79	0.00 CR
30/06/2023	Distribution - Tax Statement		70.35		70.35 DR
30/06/2023	Closing Balance				70.35 DR
Hyperion Gbl Growth Companies Fund (Managed Fund) - Hyperion Gbl Growth Companies Fund					
01/07/2022	Opening Balance				5.09 DR
01/07/2022	Fund Tax Finalisation			5.09	0.00 CR
30/06/2023	Distribution - Tax Statement		9.84		9.84 DR
30/06/2023	Closing Balance				9.84 DR
Ishares S&P 500 ETF - Chess Depositary Interests 1:1 Ishs&P500					
01/07/2022	Opening Balance				80.18 DR
01/07/2022	Fund Tax Finalisation			80.18	0.00 CR
30/06/2023	Distribution - Tax Statement		19.69		19.69 DR
30/06/2023	Distribution - Tax Statement		22.18		41.87 DR
30/06/2023	Distribution - Tax Statement		25.10		66.97 DR
30/06/2023	Distribution - Tax Statement		29.51		96.48 DR
30/06/2023	Closing Balance				96.48 DR
Income Tax Instalments Paid					
01/07/2022	Opening Balance				1,086.00 DR
01/07/2022	Fund Tax Finalisation			1,086.00	0.00 CR
30/09/2022	BPAY TAX OFFICE 2023 Prov Tax		369.00		369.00 DR
31/12/2022	BPAY TAX OFFICE 2023 PAYG Instalme		369.00		738.00 DR
30/06/2023	Closing Balance				738.00 DR
Change in Carried Forward Losses					
01/07/2022	Opening Balance				2,289.30 CR
01/07/2022	Fund Tax Finalisation		2,289.30		0.00 CR
05/02/2023	Change In Carry Forward Loss		103.20		103.20 DR
21/03/2023	Change In Carry Forward Loss		199.70		302.90 DR
30/06/2023	Change In Carry Forward Loss		45.60		348.50 DR
30/06/2023	Closing Balance				348.50 DR

The Nick Norman Super Fund
General Ledger Account Movement
For the period from 1 July 2022 to 30 June 2023

Date	Description	Quantity	Debits	Credits	Balance
Assets					
Other Assets - Other Taxes Refundable					
Activity Statement Payable/Refundable					
01/07/2022	Opening Balance				362.00 CR
28/07/2022	Fund Activity Statement		362.00		0.00 CR
30/09/2022	BPAY TAX OFFICE 2023 Prov Tax			369.00	369.00 CR
30/09/2022	Q1 22/23 BAS		231.00		138.00 CR
28/10/2022	BPAY TAX OFFICE 2023 Prov Tax		369.00		231.00 DR
31/12/2022	BPAY TAX OFFICE 2023 PAYG Instalme			369.00	138.00 CR
31/12/2022	Q2 22/23 BAS		183.00		45.00 DR
28/02/2023	BPAY TAX OFFICE 2023 PAYG Instalme		369.00		414.00 DR
31/03/2023	Q3 22/23 BAS		529.00		943.00 DR
30/06/2023	Q4 22/23 BAS + Rounding		217.00		1,160.00 DR
30/06/2023	Closing Balance				1,160.00 DR
GST Payable/Refundable					
01/07/2022	Opening Balance				0.00
17/08/2022	Purchase of 500 of BHP @ \$40.85		7.50		7.50 DR
15/09/2022	Sale of 18608 units of MXT @ \$1.965		7.50		15.00 DR
15/09/2022	Sale of 4242 units of HPI @ \$3.15		7.50		22.50 DR
26/09/2022	Purchase of 629 of WDS @ \$30.20		7.50		30.00 DR
30/09/2022	Purchase of 1522 of TCL @ \$12.75		7.50		37.50 DR
30/09/2022	Q1 22/23 BAS			231.00	193.50 CR
30/09/2022	Wealth fees - September 2022		193.55		0.05 DR
30/12/2022	Wealth fees - December 2022		183.21		183.26 DR
31/12/2022	Q2 22/23 BAS			183.00	0.26 DR
03/01/2023	Purchase of 28000 of GHYZZ @ \$0.50		7.50		7.76 DR
24/01/2023	Roach & Bruce Consulting Pty Ltd NickNorma		168.75		176.51 DR
27/01/2023	Sale of 2187 units of FMG @ \$22.91		7.50		184.01 DR
17/02/2023	Purchase of 14250 of AZJ @ \$3.47		7.50		191.51 DR
23/02/2023	Purchase of 2500 of MP1 @ \$5.93		7.50		199.01 DR
23/02/2023	Sale of 500 units of HUB @ \$29.00		7.50		206.51 DR
29/03/2023	Roach & Bruce Consulting Pty Ltd NickNorma		121.50		328.01 DR
31/03/2023	Q3 22/23 BAS			529.00	200.99 CR
31/03/2023	Wealth fees - March 2023		201.52		0.53 DR
25/05/2023	Purchase of 203 of RHC @ \$57.665025		7.50		8.03 DR
16/06/2023	Purchase of 38 of CSL @ \$277.15		7.50		15.53 DR
30/06/2023	Q4 22/23 BAS + Rounding			217.00	201.47 CR
30/06/2023	Wealth fees - June 2023		201.04		0.43 CR
30/06/2023	Closing Balance				0.43 CR
Other Assets - Fund Suspense					
Cash at Bank - WBC					
01/07/2022	Opening Balance				0.00
04/07/2022	ATO ATO001100015928361			750.00	750.00 CR
04/07/2022	ATO ATO001100015928361		750.00		0.00 CR
15/07/2022	BPAY ASIC ASIC Fee 2022			56.00	56.00 CR
15/07/2022	BPAY ASIC ASIC Fee 2022		56.00		0.00 CR
28/07/2022	BPAY TAX OFFICE 2022 PAYG Tax			362.00	362.00 CR
28/07/2022	BPAY TAX OFFICE 2022 PAYG Tax		362.00		0.00 CR
29/07/2022	INTEREST PAID			0.71	0.71 CR
29/07/2022	INTEREST PAID		0.71		0.00 CR
31/08/2022	INTEREST PAID			5.21	5.21 CR
31/08/2022	INTEREST PAID		5.21		0.00 CR
30/09/2022	INTEREST PAID			8.84	8.84 CR
30/09/2022	INTEREST PAID		8.84		0.00 CR
28/10/2022	BPAY TAX OFFICE 2023 Prov Tax			369.00	369.00 CR
28/10/2022	BPAY TAX OFFICE 2023 Prov Tax		369.00		0.00 CR
31/10/2022	INTEREST PAID			10.94	10.94 CR
31/10/2022	INTEREST PAID		10.94		0.00 CR

The Nick Norman Super Fund
General Ledger Account Movement
For the period from 1 July 2022 to 30 June 2023

Date	Description	Quantity	Debits	Credits	Balance
Assets					
30/11/2022	INTEREST PAID			10.32	10.32 CR
30/11/2022	INTEREST PAID		10.32		0.00 CR
30/12/2022	INTEREST PAID			10.33	10.33 CR
30/12/2022	INTEREST PAID		10.33		0.00 CR
12/01/2023	ATO ATO005000017461767			259.00	259.00 CR
12/01/2023	ATO ATO005000017461767			7,942.36	8,201.36 CR
12/01/2023	ATO ATO005000017461767		8,201.36		0.00 CR
16/01/2023	Super Audits Nick Norman SMSF Audit Fee			330.00	330.00 CR
16/01/2023	Super Audits Nick Norman SMSF Audit Fee		330.00		0.00 CR
24/01/2023	Roach & Bruce Consulting Pty Ltd NickNorma			275.00	275.00 CR
24/01/2023	Roach & Bruce Consulting Pty Ltd NickNorma			2,475.00	2,750.00 CR
24/01/2023	Roach & Bruce Consulting Pty Ltd NickNorma		2,750.00		0.00 CR
31/01/2023	INTEREST PAID			14.50	14.50 CR
31/01/2023	INTEREST PAID		14.50		0.00 CR
06/02/2023	BPAY TAX OFFICE ATO Div 293 Tax 20		1,235.50		1,235.50 DR
23/02/2023	BPAY TAX OFFICE Div 293 Tax 2022			2,512.50	1,277.00 CR
23/02/2023	BPAY TAX OFFICE Div 293 Tax 2022		2,512.50		1,235.50 DR
28/02/2023	BPAY TAX OFFICE 2023 PAYG Instalme			369.00	866.50 DR
28/02/2023	BPAY TAX OFFICE 2023 PAYG Instalme		369.00		1,235.50 DR
28/02/2023	INTEREST PAID			12.30	1,223.20 DR
28/02/2023	INTEREST PAID		12.30		1,235.50 DR
22/03/2023	ATO SuperStream Receipts Account ECC 2022			379.21	856.29 DR
22/03/2023	ATO SuperStream Receipts Account ECC 2022		379.21		1,235.50 DR
29/03/2023	Roach & Bruce Consulting Pty Ltd NickNorma			198.00	1,037.50 DR
29/03/2023	Roach & Bruce Consulting Pty Ltd NickNorma			1,782.00	744.50 CR
29/03/2023	Roach & Bruce Consulting Pty Ltd NickNorma		1,980.00		1,235.50 DR
31/03/2023	INTEREST PAID			11.14	1,224.36 DR
31/03/2023	INTEREST PAID		11.14		1,235.50 DR
03/04/2023	TFR Westpac Cho Refund 2022 ECC			379.21	856.29 DR
03/04/2023	TFR Westpac Cho Refund 2022 ECC		379.21		1,235.50 DR
28/04/2023	INTEREST PAID			8.70	1,226.80 DR
28/04/2023	INTEREST PAID		8.70		1,235.50 DR
31/05/2023	INTEREST PAID			10.30	1,225.20 DR
31/05/2023	INTEREST PAID		10.30		1,235.50 DR
27/06/2023	TFR Westpac Cho Conce Contribution			6,000.00	4,764.50 CR
27/06/2023	TFR Westpac Cho Conce Contribution		6,000.00		1,235.50 DR
30/06/2023	INTEREST PAID			9.86	1,225.64 DR
30/06/2023	INTEREST PAID		9.86		1,235.50 DR
30/06/2023	Closing Balance				1,235.50 DR

Liabilities

Other Creditors and Accruals

Accountancy Fee

01/07/2022	Opening Balance				0.00
24/01/2023	Roach & Bruce Consulting Pty Ltd NickNorma			275.00	275.00 CR
24/01/2023	Roach & Bruce Consulting Pty Ltd NickNorma		275.00		0.00 CR
29/03/2023	Roach & Bruce Consulting Pty Ltd NickNorma			198.00	198.00 CR
29/03/2023	Roach & Bruce Consulting Pty Ltd NickNorma		198.00		0.00 CR
30/06/2023	Closing Balance				0.00

Auditor Fee

01/07/2022	Opening Balance				0.00
16/01/2023	Super Audits Nick Norman SMSF Audit Fee			330.00	330.00 CR
16/01/2023	Super Audits Nick Norman SMSF Audit Fee		330.00		0.00 CR
30/06/2023	Closing Balance				0.00

The Nick Norman Super Fund
General Ledger Account Movement
For the period from 1 July 2022 to 30 June 2023

Date	Description	Quantity	Debits	Credits	Balance
Liabilities					
Fund Administration Fee					
01/07/2022	Opening Balance				0.00
24/01/2023	Roach & Bruce Consulting Pty Ltd NickNorma			2,475.00	2,475.00 CR
24/01/2023	Roach & Bruce Consulting Pty Ltd NickNorma		2,475.00		0.00 CR
29/03/2023	Roach & Bruce Consulting Pty Ltd NickNorma			1,782.00	1,782.00 CR
29/03/2023	Roach & Bruce Consulting Pty Ltd NickNorma		1,782.00		0.00 CR
30/06/2023	Closing Balance				0.00
Investment Management Fee					
01/07/2022	Opening Balance				0.00
30/09/2022	Wealth fees - September 2022			2,838.76	2,838.76 CR
30/09/2022	Wealth fees - September 2022		2,838.76		0.00 CR
30/12/2022	Wealth fees - December 2022			2,687.12	2,687.12 CR
30/12/2022	Wealth fees - December 2022		2,687.12		0.00 CR
31/03/2023	Wealth fees - March 2023			2,955.72	2,955.72 CR
31/03/2023	Wealth fees - March 2023		2,955.72		0.00 CR
30/06/2023	Wealth fees - June 2023			2,948.66	2,948.66 CR
30/06/2023	Wealth fees - June 2023		2,948.66		0.00 CR
30/06/2023	Closing Balance				0.00
Regulatory Fees					
01/07/2022	Opening Balance				0.00
15/07/2022	BPAY ASIC ASIC Fee 2022			56.00	56.00 CR
15/07/2022	BPAY ASIC ASIC Fee 2022		56.00		0.00 CR
30/06/2023	Closing Balance				0.00
SMSF Supervisory Levy					
01/07/2022	Opening Balance				259.00 CR
12/01/2023	SMSF Supervisory Levy		259.00		0.00 CR
30/06/2023	SMSF Supervisory Levy			259.00	259.00 CR
30/06/2023	Closing Balance				259.00 CR
Member Payments					
Lump Sums Paid - Mr Nicholas Norman					
Accumulation					
01/07/2022	Opening Balance				0.00
06/02/2023	Release Authority			1,235.50	1,235.50 CR
20/02/2023	Release Authority			2,512.50	3,748.00 CR
23/02/2023	Rollover Out - Paid		2,512.50		1,235.50 CR
22/03/2023	Release Authority			379.21	1,614.71 CR
22/03/2023	Rollover Out - Paid		379.21		1,235.50 CR
30/06/2023	Closing Balance				1,235.50 CR
Income Tax Suspense					
01/07/2022	Opening Balance				0.00
12/01/2023	ATO ATO005000017461767			8,201.36	8,201.36 CR
12/01/2023	ATO ATO005000017461767		8,201.36		0.00 CR
30/06/2023	Closing Balance				0.00
Deferred Tax Liability					
Unrealised Gains/Losses					
01/07/2022	Opening Balance				1,016.28 DR
05/02/2023	Change in provision for deferred tax			9,480.99	8,464.71 CR
19/02/2023	Change in provision for deferred tax		1,063.93		7,400.78 CR
21/03/2023	Change in provision for deferred tax		5,858.56		1,542.22 CR
30/06/2023	Change in provision for deferred tax			5,910.62	7,452.84 CR
30/06/2023	Closing Balance				7,452.84 CR

The Nick Norman Super Fund
General Ledger Account Movement
For the period from 1 July 2022 to 30 June 2023

Date	Description	Quantity	Debits	Credits	Balance
Liabilities					
Fund Suspense					
Morgans - Macquarie Cash Management					
01/07/2022	Opening Balance				0.00
01/07/2022	ANZ Group Holdings Limited FPO - Dividend/Distribution Payr			918.72	918.72 CR
01/07/2022	ANZ Group Holdings Limited FPO - Dividend/Distribution Payr		918.72		0.00 CR
04/07/2022	Macquarie Group Limited FPO - Dividend/Distribution Paymen			1,837.50	1,837.50 CR
04/07/2022	Macquarie Group Limited FPO - Dividend/Distribution Paymen		1,837.50		0.00 CR
05/07/2022	Qube Holdings Limited Subordinated Notes - Interest Paymen			193.98	193.98 CR
05/07/2022	Qube Holdings Limited Subordinated Notes - Interest Paymen		193.98		0.00 CR
08/07/2022	Metrics Master Income Trust Fully Paid Units - Dividend/Distrib			167.47	167.47 CR
08/07/2022	Metrics Master Income Trust Fully Paid Units - Dividend/Distrib		167.47		0.00 CR
13/07/2022	iShares S&P 500 ETF Fully Paid Units - Dividend/Distribution			135.48	135.48 CR
13/07/2022	iShares S&P 500 ETF Fully Paid Units - Dividend/Distribution		135.48		0.00 CR
15/07/2022	Global X Morningstar Global Technology - ETF - Dividend/Dist			2,704.94	2,704.94 CR
15/07/2022	Global X Morningstar Global Technology - ETF - Dividend/Dist		2,704.94		0.00 CR
21/07/2022	Magellan High Conviction Trust Fully Paid Units - Dividend/Dis			440.76	440.76 CR
21/07/2022	Magellan High Conviction Trust Fully Paid Units - Dividend/Dis		440.76		0.00 CR
27/07/2022	ANZ Group Holdings Limited 1:15 Rights Issue - Entitlement A			2,532.60	2,532.60 CR
27/07/2022	ANZ Group Holdings Limited 1:15 Rights Issue - Entitlement A		2,532.60		0.00 CR
29/07/2022	Interest Earned - Macquarie CMA			11.82	11.82 CR
29/07/2022	Interest Earned - Macquarie CMA		11.82		0.00 CR
08/08/2022	Metrics Master Income Trust Fully Paid Units - Dividend/Distrib			161.89	161.89 CR
08/08/2022	Metrics Master Income Trust Fully Paid Units - Dividend/Distrib		161.89		0.00 CR
12/08/2022	Charter Hall Long Wale REIT Stapled Security - Dividend/Distr			572.25	572.25 CR
12/08/2022	Charter Hall Long Wale REIT Stapled Security - Dividend/Distr		572.25		0.00 CR
18/08/2022	Transfer TRANSFER FROM CMH 979097771			10,000.00	10,000.00 CR
18/08/2022	Transfer TRANSFER FROM CMH 979097771		10,000.00		0.00 CR
19/08/2022	BHP Group Limited FPO - On Market Purchase - 500 securitie			20,535.00	20,535.00 CR
19/08/2022	BHP Group Limited FPO - On Market Purchase - 500 securitie		20,535.00		0.00 CR
23/08/2022	Transurban Group Stapled Securities - Stapled Security Distrib			354.72	354.72 CR
23/08/2022	Transurban Group Stapled Securities - Stapled Security Distrib		354.72		0.00 CR
23/08/2022	Transurban Group Stapled Securities - Stapled Security Divide			29.56	29.56 CR
23/08/2022	Transurban Group Stapled Securities - Stapled Security Divide		29.56		0.00 CR
31/08/2022	Interest Earned - Macquarie CMA			19.76	19.76 CR
31/08/2022	Interest Earned - Macquarie CMA		19.76		0.00 CR
02/09/2022	Hotel Property Investments Stapled Securities - Dividend/Distr			436.93	436.93 CR
02/09/2022	Hotel Property Investments Stapled Securities - Dividend/Distr		436.93		0.00 CR
06/09/2022	Magellan Financial Group Ltd FPO - Dividend/Distribution Pay			275.60	275.60 CR
06/09/2022	Magellan Financial Group Ltd FPO - Dividend/Distribution Pay		275.60		0.00 CR
08/09/2022	Metrics Master Income Trust Fully Paid Units - Dividend/Distrib			206.55	206.55 CR
08/09/2022	Metrics Master Income Trust Fully Paid Units - Dividend/Distrib		206.55		0.00 CR
12/09/2022	Macquarie Group Limited Capital Notes 4 - Dividend/Distributi			124.35	124.35 CR
12/09/2022	Macquarie Group Limited Capital Notes 4 - Dividend/Distributi		124.35		0.00 CR
14/09/2022	APA Group Stapled Security - Stapled Security Distribution			28.61	28.61 CR
14/09/2022	APA Group Stapled Security - Stapled Security Distribution			513.67	542.28 CR
14/09/2022	APA Group Stapled Security - Stapled Security Distribution		28.61		513.67 CR
14/09/2022	APA Group Stapled Security - Stapled Security Distribution		513.67		0.00 CR
14/09/2022	APA Group Stapled Security - Stapled Security Dividend			157.72	157.72 CR
14/09/2022	APA Group Stapled Security - Stapled Security Dividend		157.72		0.00 CR
16/09/2022	Endeavour Group Limited FPO - Dividend/Distribution Paymer			346.50	346.50 CR
16/09/2022	Endeavour Group Limited FPO - Dividend/Distribution Paymer		346.50		0.00 CR
19/09/2022	Hotel Property Investments Stapled Securities - On Market Sa			13,252.30	13,252.30 CR
19/09/2022	Hotel Property Investments Stapled Securities - On Market Sa		13,252.30		0.00 CR
19/09/2022	Metrics Master Income Trust Fully Paid Units - On Market Sale			36,454.72	36,454.72 CR
19/09/2022	Metrics Master Income Trust Fully Paid Units - On Market Sale		36,454.72		0.00 CR
21/09/2022	Rio Tinto Limited FPO - Dividend/Distribution Payment			1,642.24	1,642.24 CR
21/09/2022	Rio Tinto Limited FPO - Dividend/Distribution Payment		1,642.24		0.00 CR
21/09/2022	Sonic Healthcare Limited FPO - Dividend/Distribution Paymen			894.00	894.00 CR

The Nick Norman Super Fund
General Ledger Account Movement
For the period from 1 July 2022 to 30 June 2023

Date	Description	Quantity	Debits	Credits	Balance
Liabilities					
21/09/2022	Sonic Healthcare Limited FPO - Dividend/Distribution Paymen		894.00		0.00 CR
21/09/2022	Telstra Group Limited FPO - Dividend/Distribution Payment			425.00	425.00 CR
21/09/2022	Telstra Group Limited FPO - Dividend/Distribution Payment		425.00		0.00 CR
23/09/2022	BHP Group Limited FPO - Dividend/Distribution Payment			5,103.68	5,103.68 CR
23/09/2022	BHP Group Limited FPO - Dividend/Distribution Payment		5,103.68		0.00 CR
27/09/2022	Woolworths Group Limited FPO - Dividend/Distribution Payme			795.00	795.00 CR
27/09/2022	Woolworths Group Limited FPO - Dividend/Distribution Payme		795.00		0.00 CR
28/09/2022	Amcor PLC CDI 1:1 - Dividend/Distribution Payment			345.20	345.20 CR
28/09/2022	Amcor PLC CDI 1:1 - Dividend/Distribution Payment		345.20		0.00 CR
28/09/2022	Woodside Energy Group Ltd FPO - On Market Purchase 629 :			19,105.80	19,105.80 CR
28/09/2022	Woodside Energy Group Ltd FPO - On Market Purchase 629 :		19,105.80		0.00 CR
29/09/2022	Fortescue Metals Group Limited FPO - Dividend/Distribution P			5,263.50	5,263.50 CR
29/09/2022	Fortescue Metals Group Limited FPO - Dividend/Distribution P		5,263.50		0.00 CR
29/09/2022	Ramsay Health Care Limited FPO - Dividend/Distribution Payr			144.05	144.05 CR
29/09/2022	Ramsay Health Care Limited FPO - Dividend/Distribution Payr		144.05		0.00 CR
30/09/2022	Interest Earned - Macquarie CMA			44.20	44.20 CR
30/09/2022	Interest Earned - Macquarie CMA		44.20		0.00 CR
30/09/2022	Treasury Wine Estates Limited FPO - Dividend/Distribution Pa			320.00	320.00 CR
30/09/2022	Treasury Wine Estates Limited FPO - Dividend/Distribution Pa		320.00		0.00 CR
30/09/2022	Wealth+ fees - September 2022			2,838.76	2,838.76 CR
30/09/2022	Wealth+ fees - September 2022		2,838.76		0.00 CR
04/10/2022	Transurban Group Stapled Securities - On Market Purchase 1			19,515.50	19,515.50 CR
04/10/2022	Transurban Group Stapled Securities - On Market Purchase 1		19,515.50		0.00 CR
05/10/2022	CSL Limited FPO - Dividend/Distribution Payment			223.31	223.31 CR
05/10/2022	CSL Limited FPO - Dividend/Distribution Payment		223.31		0.00 CR
05/10/2022	Qube Holdings Limited Subordinated Notes - Interest Paymen			273.13	273.13 CR
05/10/2022	Qube Holdings Limited Subordinated Notes - Interest Paymen		273.13		0.00 CR
06/10/2022	Woodside Energy Group Ltd FPO - Dividend/Distribution Payn			433.47	433.47 CR
06/10/2022	Woodside Energy Group Ltd FPO - Dividend/Distribution Payn		433.47		0.00 CR
13/10/2022	iShares S&P 500 ETF Fully Paid Units - Dividend/Distribution			156.87	156.87 CR
13/10/2022	iShares S&P 500 ETF Fully Paid Units - Dividend/Distribution		156.87		0.00 CR
14/10/2022	HUB24 Limited FPO - Dividend/Distribution Payment			62.50	62.50 CR
14/10/2022	HUB24 Limited FPO - Dividend/Distribution Payment		62.50		0.00 CR
18/10/2022	Qube Holdings Limited FPO - Dividend/Distribution Payment			179.28	179.28 CR
18/10/2022	Qube Holdings Limited FPO - Dividend/Distribution Payment		179.28		0.00 CR
31/10/2022	Interest Earned - Macquarie CMA			61.44	61.44 CR
31/10/2022	Interest Earned - Macquarie CMA		61.44		0.00 CR
11/11/2022	Charter Hall Long Wale REIT Stapled Security - Dividend/Distr			525.00	525.00 CR
11/11/2022	Charter Hall Long Wale REIT Stapled Security - Dividend/Distr		525.00		0.00 CR
30/11/2022	Interest Earned - Macquarie CMA			67.20	67.20 CR
30/11/2022	Interest Earned - Macquarie CMA		67.20		0.00 CR
09/12/2022	Nufarm Limited FPO - Dividend/Distribution Payment			450.00	450.00 CR
09/12/2022	Nufarm Limited FPO - Dividend/Distribution Payment		450.00		0.00 CR
12/12/2022	Macquarie Group Limited Capital Notes 4 - Dividend/Distributi			145.21	145.21 CR
12/12/2022	Macquarie Group Limited Capital Notes 4 - Dividend/Distributi		145.21		0.00 CR
13/12/2022	Amcor PLC CDI 1:1 - Dividend/Distribution Payment			388.80	388.80 CR
13/12/2022	Amcor PLC CDI 1:1 - Dividend/Distribution Payment		388.80		0.00 CR
13/12/2022	Macquarie Group Limited FPO - Dividend/Distribution Paymen			1,575.00	1,575.00 CR
13/12/2022	Macquarie Group Limited FPO - Dividend/Distribution Paymen		1,575.00		0.00 CR
15/12/2022	ANZ Group Holdings Limited FPO - Dividend/Distribution Payr			1,579.16	1,579.16 CR
15/12/2022	ANZ Group Holdings Limited FPO - Dividend/Distribution Payr		1,579.16		0.00 CR
20/12/2022	Transfer TRANSFER FROM CMH 979097771			375,000.00	375,000.00 CR
21/12/2022	Transfer Reversal of Incorrect Deposit - 20/12 - To A/c 745774			375,000.00	750,000.00 CR
21/12/2022	Transfer Reversal of Incorrect Deposit - 20/12 - To A/c 745774		375,000.00		375,000.00 CR
21/12/2022	Transfer TRANSFER FROM CMH 979097771		375,000.00		0.00 CR
30/12/2022	Interest Earned - Macquarie CMA			102.99	102.99 CR
30/12/2022	Interest Earned - Macquarie CMA		102.99		0.00 CR
30/12/2022	Wealth+ fees - December 2022			2,687.12	2,687.12 CR
30/12/2022	Wealth+ fees - December 2022		2,687.12		0.00 CR

The Nick Norman Super Fund
General Ledger Account Movement
For the period from 1 July 2022 to 30 June 2023

Date	Description	Quantity	Debits	Credits	Balance
Liabilities					
05/01/2023	iShares S&P 500 ETF Fully Paid Units - Dividend/Distribution			123.08	123.08 CR
05/01/2023	iShares S&P 500 ETF Fully Paid Units - Dividend/Distribution		123.08		0.00 CR
05/01/2023	Qube Holdings Limited Subordinated Notes - Interest Paymen			319.66	319.66 CR
05/01/2023	Qube Holdings Limited Subordinated Notes - Interest Paymen		319.66		0.00 CR
06/01/2023	Gold Hydrogen Limited IPO - On Market Purchase - 28,000 se			14,000.00	14,000.00 CR
06/01/2023	Gold Hydrogen Limited IPO - On Market Purchase - 28,000 se		14,000.00		0.00 CR
18/01/2023	Magellan High Conviction Trust Fully Paid Units - Dividend/Dis			437.17	437.17 CR
18/01/2023	Magellan High Conviction Trust Fully Paid Units - Dividend/Dis		437.17		0.00 CR
31/01/2023	Fortescue Metals Group Limited FPO - On Market Sale - 2,18			49,994.17	49,994.17 CR
31/01/2023	Fortescue Metals Group Limited FPO - On Market Sale - 2,18		49,994.17		0.00 CR
31/01/2023	Interest Earned - Macquarie CMA			73.60	73.60 CR
31/01/2023	Interest Earned - Macquarie CMA		73.60		0.00 CR
13/02/2023	Transurban Group Stapled Securities - Stapled Security Distri			795.00	795.00 CR
13/02/2023	Transurban Group Stapled Securities - Stapled Security Distri		795.00		0.00 CR
14/02/2023	Charter Hall Long Wale REIT Stapled Security - Dividend/Distr			525.00	525.00 CR
14/02/2023	Charter Hall Long Wale REIT Stapled Security - Dividend/Distr		525.00		0.00 CR
21/02/2023	Aurizon Holdings Limited FPO - On Market Purchase - 14,250			49,557.50	49,557.50 CR
21/02/2023	Aurizon Holdings Limited FPO - On Market Purchase - 14,250		49,557.50		0.00 CR
22/02/2023	Proptech Group Limited FPO - Scheme Of Arrangement Acqui			12,000.00	12,000.00 CR
22/02/2023	Proptech Group Limited FPO - Scheme Of Arrangement Acqui		12,000.00		0.00 CR
27/02/2023	HUB24 Limited FPO - On Market Sale - 500 securities			14,390.00	14,390.00 CR
27/02/2023	HUB24 Limited FPO - On Market Sale - 500 securities		14,390.00		0.00 CR
27/02/2023	Megaport Limited FPO - On Market Purchase - 2,500 securitie			14,935.00	14,935.00 CR
27/02/2023	Megaport Limited FPO - On Market Purchase - 2,500 securitie		14,935.00		0.00 CR
28/02/2023	Interest Earned - Macquarie CMA			122.92	122.92 CR
28/02/2023	Interest Earned - Macquarie CMA		122.92		0.00 CR
08/03/2023	Magellan Financial Group Ltd FPO - Dividend/Distribution Pay			187.60	187.60 CR
08/03/2023	Magellan Financial Group Ltd FPO - Dividend/Distribution Pay		187.60		0.00 CR
10/03/2023	Macquarie Group Limited Capital Notes 4 - Dividend/Distributi			150.08	150.08 CR
10/03/2023	Macquarie Group Limited Capital Notes 4 - Dividend/Distributi		150.08		0.00 CR
16/03/2023	APA Group Stapled Security - Stapled Security Distribution			252.17	252.17 CR
16/03/2023	APA Group Stapled Security - Stapled Security Distribution		252.17		0.00 CR
16/03/2023	APA Group Stapled Security - Stapled Security Dividend			397.84	397.84 CR
16/03/2023	APA Group Stapled Security - Stapled Security Dividend		397.84		0.00 CR
20/03/2023	Endeavour Group Limited FPO - Dividend/Distribution Paymer			643.50	643.50 CR
20/03/2023	Endeavour Group Limited FPO - Dividend/Distribution Paymer		643.50		0.00 CR
21/03/2023	Arcor PLC CDI 1:1 - Dividend/Distribution Payment			346.00	346.00 CR
21/03/2023	Arcor PLC CDI 1:1 - Dividend/Distribution Payment		346.00		0.00 CR
22/03/2023	Sonic Healthcare Limited FPO - Dividend/Distribution Paymen			625.80	625.80 CR
22/03/2023	Sonic Healthcare Limited FPO - Dividend/Distribution Paymen		625.80		0.00 CR
29/03/2023	Aurizon Holdings Limited FPO - Dividend/Distribution Paymen			997.50	997.50 CR
29/03/2023	Aurizon Holdings Limited FPO - Dividend/Distribution Paymen		997.50		0.00 CR
29/03/2023	Fortescue Metals Group Limited FPO - Dividend/Distribution P			1,622.25	1,622.25 CR
29/03/2023	Fortescue Metals Group Limited FPO - Dividend/Distribution P		1,622.25		0.00 CR
30/03/2023	BHP Group Limited FPO - Dividend/Distribution Payment			2,727.27	2,727.27 CR
30/03/2023	BHP Group Limited FPO - Dividend/Distribution Payment		2,727.27		0.00 CR
30/03/2023	Ramsay Health Care Limited FPO - Dividend/Distribution Payr			148.50	148.50 CR
30/03/2023	Ramsay Health Care Limited FPO - Dividend/Distribution Payr		148.50		0.00 CR
31/03/2023	Interest Earned - Macquarie CMA			97.50	97.50 CR
31/03/2023	Interest Earned - Macquarie CMA		97.50		0.00 CR
31/03/2023	Telstra Group Limited FPO - Dividend/Distribution Payment			425.00	425.00 CR
31/03/2023	Telstra Group Limited FPO - Dividend/Distribution Payment		425.00		0.00 CR
31/03/2023	Wealth+ fees - March 2023			2,955.72	2,955.72 CR
31/03/2023	Wealth+ fees - March 2023		2,955.72		0.00 CR
04/04/2023	Treasury Wine Estates Limited FPO - Dividend/Distribution Pa			360.00	360.00 CR
04/04/2023	Treasury Wine Estates Limited FPO - Dividend/Distribution Pa		360.00		0.00 CR
05/04/2023	CSL Limited FPO - Dividend/Distribution Payment			205.93	205.93 CR
05/04/2023	CSL Limited FPO - Dividend/Distribution Payment		205.93		0.00 CR
05/04/2023	Qube Holdings Limited Subordinated Notes - Interest Paymen			333.14	333.14 CR

The Nick Norman Super Fund
General Ledger Account Movement
For the period from 1 July 2022 to 30 June 2023

Date	Description	Quantity	Debits	Credits	Balance
Liabilities					
05/04/2023	Qube Holdings Limited Subordinated Notes - Interest Paymen		333.14		0.00 CR
05/04/2023	Woodside Energy Group Ltd FPO - Dividend/Distribution Payn			1,938.96	1,938.96 CR
05/04/2023	Woodside Energy Group Ltd FPO - Dividend/Distribution Payn		1,938.96		0.00 CR
13/04/2023	Qube Holdings Limited FPO - Dividend/Distribution Payment			168.08	168.08 CR
13/04/2023	Qube Holdings Limited FPO - Dividend/Distribution Payment		168.08		0.00 CR
13/04/2023	Woolworths Group Limited FPO - Dividend/Distribution Payme			690.00	690.00 CR
13/04/2023	Woolworths Group Limited FPO - Dividend/Distribution Payme		690.00		0.00 CR
17/04/2023	iShares S&P 500 ETF Fully Paid Units - Dividend/Distribution			138.63	138.63 CR
17/04/2023	iShares S&P 500 ETF Fully Paid Units - Dividend/Distribution		138.63		0.00 CR
20/04/2023	Rio Tinto Limited FPO - Dividend/Distribution Payment			1,397.38	1,397.38 CR
20/04/2023	Rio Tinto Limited FPO - Dividend/Distribution Payment		1,397.38		0.00 CR
28/04/2023	Interest Earned - Macquarie CMA			105.72	105.72 CR
28/04/2023	Interest Earned - Macquarie CMA		105.72		0.00 CR
15/05/2023	Charter Hall Long Wale REIT Stapled Security - Dividend/Distr			525.00	525.00 CR
15/05/2023	Charter Hall Long Wale REIT Stapled Security - Dividend/Distr		525.00		0.00 CR
26/05/2023	Transfer TRANSFER FROM CMH 979097771			10,000.00	10,000.00 CR
26/05/2023	Transfer TRANSFER FROM CMH 979097771		10,000.00		0.00 CR
29/05/2023	Ramsay Health Care Limited FPO - On Market Purchase - 20:			11,816.00	11,816.00 CR
29/05/2023	Ramsay Health Care Limited FPO - On Market Purchase - 20:		11,816.00		0.00 CR
30/05/2023	NextDC Limited 1:8 Rights Issue - Entitlement Acceptance - 3:			4,050.00	4,050.00 CR
30/05/2023	NextDC Limited 1:8 Rights Issue - Entitlement Acceptance - 3:		4,050.00		0.00 CR
30/05/2023	NextDC Limited ADD Rights Issue - Entitlement Acceptance 3:			4,050.00	4,050.00 CR
30/05/2023	NextDC Limited ADD Rights Issue - Entitlement Acceptance 3:		4,050.00		0.00 CR
31/05/2023	Interest Earned - Macquarie CMA			135.25	135.25 CR
31/05/2023	Interest Earned - Macquarie CMA		135.25		0.00 CR
09/06/2023	Nufarm Limited FPO - Dividend/Distribution Payment			375.00	375.00 CR
09/06/2023	Nufarm Limited FPO - Dividend/Distribution Payment		375.00		0.00 CR
13/06/2023	Macquarie Group Limited Capital Notes 4 - Dividend/Distributi			173.08	173.08 CR
13/06/2023	Macquarie Group Limited Capital Notes 4 - Dividend/Distributi		173.08		0.00 CR
20/06/2023	Amcor PLC CDI 1:1 - Dividend/Distribution Payment			368.60	368.60 CR
20/06/2023	Amcor PLC CDI 1:1 - Dividend/Distribution Payment		368.60		0.00 CR
20/06/2023	CSL Limited FPO - On Market Purchase - 38 securities			10,641.70	10,641.70 CR
20/06/2023	CSL Limited FPO - On Market Purchase - 38 securities		10,641.70		0.00 CR
30/06/2023	Interest Earned - Macquarie CMA			104.32	104.32 CR
30/06/2023	Interest Earned - Macquarie CMA		104.32		0.00 CR
30/06/2023	Wealth+ fees - June 2023			2,948.66	2,948.66 CR
30/06/2023	Wealth+ fees - June 2023		2,948.66		0.00 CR
30/06/2023	Closing Balance				0.00

Member Entitlements

Member Entitlement Accounts

Mr Nicholas Norman

Accumulation

01/07/2022	Opening Balance				1,094,783.36 CR
04/07/2022	Employer Contribution: DCFM AUSTRALIA PTY LTD			750.00	1,095,533.36 CR
18/08/2022	Transfer TRANSFER FROM CMH 979097771			10,000.00	1,105,533.36 CR
05/02/2023	Contribution Tax		1,612.50		1,103,920.86 CR
05/02/2023	Income Taxes Allocated		5,481.87		1,098,438.99 CR
05/02/2023	Investment Profit or Loss			116,717.13	1,215,156.12 CR
06/02/2023	Release Authority		1,235.50		1,213,920.62 CR
19/02/2023	Income Taxes Allocated			1,063.93	1,214,984.55 CR
19/02/2023	Investment Profit or Loss		10,631.00		1,204,353.55 CR
20/02/2023	Release Authority		2,512.50		1,201,841.05 CR
21/03/2023	Income Taxes Allocated			5,754.07	1,207,595.12 CR
21/03/2023	Investment Profit or Loss		55,002.02		1,152,593.10 CR
22/03/2023	Release Authority		379.21		1,152,213.89 CR
26/05/2023	Transfer TRANSFER FROM CMH 979097771			10,000.00	1,162,213.89 CR
27/06/2023	TFR Westpac Cho Conce Contribution			6,000.00	1,168,213.89 CR

The Nick Norman Super Fund
General Ledger Account Movement
For the period from 1 July 2022 to 30 June 2023

Date	Description	Quantity	Debits	Credits	Balance
Member Entitlements					
30/06/2023	Contribution Tax		2,400.00		1,165,813.89 CR
30/06/2023	Income Taxes Allocated		2,474.59		1,163,339.30 CR
30/06/2023	Investment Profit or Loss			64,515.15	1,227,854.45 CR
30/06/2023	Closing Balance				1,227,854.45 CR

Client name	NICK NORMAN SUPER FUND	Fin Accounts Prepared by	JEFFREY NG
Client code	NICKNOSF / 534	Date prepared	09-Oct-2023
Year ended	30-Jun-2023	Reviewed by	
SRN/HIN	X0077774025	Date reviewed	
Postcode	4001	Back to Cover	

	WP Ref	Amount	Percentage
CASH AT BANK	E	56,111.10	4.54%
LISTED INVESTMENTS	E1	1,169,355.65	94.64%
UNLISTED INVESTMENTS	E2	-	0.00%
PROPERTY	E3	-	0.00%
RECEIVABLES	E	10,099.54	0.82%
OTHER ASSETS	E	-	0.00%
		\$ 1,235,566.29	100.00%

Total Assets per Balance Sheet

1,235,566.29

Variance (must be nil)

0.00

The Nick Norman Super Fund
Statement of Financial Position
as at 30 June 2023

	Note	2023 \$	2022 \$
Assets			
Investments			
Derivative Investments	6A	10.00	39.45
Other Fixed Interest Securities	6B	18,912.80	19,270.00
Shares in Listed Companies	6C	892,304.08	759,853.24
Stapled Securities	6D	97,050.00	94,603.84
Units In Listed Unit Trusts	6E	161,078.77	166,817.51
Other Assets			
Cash At Bank		56,111.10	38,472.22
Receivables		2,417.84	4,841.16
Deferred Tax Assets		1,940.80	2,289.30
Current Tax Assets		4,581.33	8,201.36
Other Taxes Refundable		1,159.57	(362.00)
Fund Suspense		1,235.50	-
Total Assets		1,236,801.79	1,094,026.08
Liabilities			
Other Creditors and Accruals		259.00	259.00
Member Payments		1,235.50	-
Deferred Tax Liability		7,452.84	(1,016.28)
Total Liabilities		8,947.34	(757.28)
Net Assets Available to Pay Benefits		1,227,854.45	1,094,783.36
<i>Represented by:</i>			
Liability for Accrued Benefits	2		
Mr Nicholas Norman		1,227,854.45	1,094,783.36
Total Liability for Accrued Benefits		1,227,854.45	1,094,783.36

*The accompanying notes form part of these financial statements.
This report should be read in conjunction with the accompanying compilation report.*

Client name	NICK NORMAN SUPER FUND	Fin Accounts Prepared by	JEFFREY NG
Client code	NICKNOSF / 534	Date prepared	09-Oct-2023
Year ended	30-Jun-2023	Reviewed by	
SRN/HIN	X0077774025	Date reviewed	
Postcode	4001		Back to Cover

Select a random sample of investments and from the sample selected:

- * Agree name of holding and quantity of shares with Share Registry
- * Obtain market price on balance date and agree market valuation to Broker/AFR
- * Attach our valuation report and reconcile for differences
- * Agree to minutes for proper authorisation
- * Agree to source documents, bank statements and transfer forms
- * Unrealised are properly recorded in financial report
- * Disposals are at market value
- * Investments are at armslength, in accordance with investment strategy and conform with sole purpose
- * Attach all printed registries' confirmation

ASX Code	Company	Units Held	Market Price	Market Valuation
1	BHP BHP GROUP LIMITED	2,000	44.990	89,980.00
2	MQG MACQUARIE GROUP LTD	525	177.620	93,250.50
3	WOW WOOLWORTHS GROUP LTD	1,500	39.730	59,595.00
4	TECH GBLXGLOBALTECH	762	92.320	70,347.84
5	ANZ ANZ GROUP HOLDINGS	2,134	23.710	50,597.14
6	AZJ AURIZON HOLDINGS LTD	14,250	3.920	55,860.00
7			-	-
8			-	-
9			-	-
10			-	-

Total

419,630.48

Sampling % 35.9%

Reconciliation

Roach & Bruce's Valuation	1,169,355.65	
Less Cash		1,169,355.65
Broker's Valuation	1,208,048.90	
Less Cash	38,693.25	1,169,355.65
Variance		0.00

Variance is explained by:

Item	Description	Account	Amount
1			
2			
3			
4			
5			
6			
			0.00

Balance should be nil **0.00**

The Nick Norman Super Fund
Investment Summary as at 30 June 2023

Investment	Units	Average Cost Price	Market Price	Accounting Cost	Market Value	Unrealised Accounting Gain/(Loss)	Accounting Gain/(Loss) (%)	Portfolio Weight (%)
<u>Bank</u>								
Cash at Bank - WBC				17,417.85	17,417.85			1.42%
Morgans - Macquarie Cash Management				38,693.25	38,693.25			3.16%
				56,111.10	56,111.10			4.58%
<u>Listed Derivatives Market</u>								
Magellan Financial Group Limited - Option Expiring 16-Apr-2027 (ASX:MFGO)	50.00000	0.0000	0.2000	0.00	10.00	10.00	0.00%	- %
Pointsbet Holdings Limited - Option Expiring 08-Jul-2024 Deferred (ASX:PBHAL)	357.00000	0.0000	0.0000	0.00	0.00	0.00	0.00%	- %
				0.00	10.00	10.00	0.00%	- %
<u>Listed Securities Market</u>								
Amcor PLC - Cdi 1:1 Foreign Exempt Nyse (ASX:AMC)	2,000.00000	16.2850	14.8600	32,570.00	29,720.00	(2,850.00)	(8.75)%	2.43%
Australia And New Zealand Banking Group Limited (ASX:ANZ)	2,134.00000	26.8182	23.7100	57,230.04	50,597.14	(6,632.90)	(11.59)%	4.13%
APA Group - Fully Paid Units Stapled Securities (ASX:APA)	2,500.00000	9.1140	9.6900	22,785.00	24,225.00	1,440.00	6.32%	1.98%
Aurizon Holdings Limited (ASX:AZJ)	14,250.00000	3.4772	3.9200	49,550.00	55,860.00	6,310.00	12.73%	4.56%
BHP Group Limited (ASX:BHP)	2,000.00000	42.0330	44.9900	84,066.07	89,980.00	5,913.93	7.03%	7.34%
Charter Hall Long Wale REIT - Fully Paid Units Stapled Securities (ASX:CLW)	7,500.00000	4.7020	4.0100	35,264.70	30,075.00	(5,189.70)	(14.72)%	2.45%
CSL Limited (ASX:CSL)	165.00000	163.0871	277.3800	26,909.37	45,767.70	18,858.33	70.08%	3.73%
Endeavour Group Limited (ASX:EDV)	4,500.00000	6.7544	6.3100	30,395.00	28,395.00	(2,000.00)	(6.58)%	2.32%
Fortescue Metals Group Ltd (ASX:FMG)	2,163.00000	22.9943	22.1800	49,736.64	47,975.34	(1,761.30)	(3.54)%	3.91%
Gold Hydrogen Limited (ASX:GHY)	28,000.00000	0.4997	0.2250	13,992.50	6,300.00	(7,692.50)	(54.98)%	0.51%
Hyperion Gbl Growth Companies Fund (Managed Fund) - Hyperion Gbl Growth Companies Fund (Managed Fund) (ASX:HYGG)	5,000.00000	4.5820	3.9600	22,910.00	19,800.00	(3,110.00)	(13.57)%	1.62%
Ishares S&P 500 ETF - Chess Depository Interests 1:1 Ishs&P500 (ASX:IVV)	975.00000	20.8388	44.4500	20,317.80	43,338.75	23,020.95	113.30%	3.54%
Murray Cod Australia Limited (ASX:MCA)	68,966.00000	0.1450	0.1150	10,000.07	7,931.09	(2,068.98)	(20.69)%	0.65%
Magellan Financial Group Limited (ASX:MFG)	400.00000	25.6050	9.4900	10,241.98	3,796.00	(6,445.98)	(62.94)%	0.31%
Magellan High Conviction Trust (Managed Fund) - Magellan High Conviction Trust (Managed Fund) (ASX:MHHT)	17,917.00000	1.3954	1.5400	25,000.50	27,592.18	2,591.68	10.37%	2.25%

The Nick Norman Super Fund
Investment Summary as at 30 June 2023

Investment	Units	Average Cost Price	Market Price	Accounting Cost	Market Value	Unrealised Accounting Gain/(Loss)	Accounting Gain/(Loss) (%)	Portfolio Weight (%)
Listed Securities Market								
Megaport Limited (ASX:MP1)	2,500.00000	5.9710	7.2200	14,927.50	18,050.00	3,122.50	20.92%	1.47%
Macquarie Group Limited (ASX:MQG)	525.00000	131.0968	177.6200	68,825.82	93,250.50	24,424.68	35.49%	7.61%
Macquarie Group Limited - Capital Notes Deferred Settlement (ASX:MQGPD)	100.00000	100.0000	104.9500	10,000.00	10,495.00	495.00	4.95%	0.86%
Nufarm Limited (ASX:NUF)	7,500.00000	4.7360	5.0900	35,520.00	38,175.00	2,655.00	7.47%	3.12%
Nextdc Limited (ASX:NXT)	3,750.00000	11.1813	12.5800	41,930.00	47,175.00	5,245.00	12.51%	3.85%
Pointsbet Holdings Limited (ASX:PBH)	7,230.00000	4.0526	1.7900	29,300.41	12,941.70	(16,358.71)	(55.83)%	1.06%
Qube Holdings Limited (ASX:QUB)	4,482.00000	2.5522	2.8500	11,438.86	12,773.70	1,334.84	11.67%	1.04%
Qube Holdings Limited - Hybrid 3-Bbsw+3.90% 05-10-23 Sub Cum (ASX:QUBHA)	188.00000	106.4463	100.6000	20,011.90	18,912.80	(1,099.10)	(5.49)%	1.54%
Redbubble Limited (ASX:RBL)	10,910.00000	3.3736	0.3700	36,806.12	4,036.70	(32,769.42)	(89.03)%	0.33%
Ramsay Health Care Limited (ASX:RHC)	500.00000	64.4311	56.2900	32,215.57	28,145.00	(4,070.57)	(12.64)%	2.30%
Rio Tinto Limited (ASX:RIO)	428.00000	83.1581	114.6900	35,591.67	49,087.32	13,495.65	37.92%	4.01%
Sonic Healthcare Limited (ASX:SHL)	1,490.00000	21.0673	35.5700	31,390.35	52,999.30	21,608.95	68.84%	4.32%
Silk Laser Australia Limited (ASX:SLA)	5,795.00000	3.4500	3.3300	19,992.75	19,297.35	(695.40)	(3.48)%	1.57%
Sezzle Inc. - Chess Depository Interests 1:1 (ASX:SZL)	232.00000	56.4006	21.5700	13,084.94	5,004.24	(8,080.70)	(61.76)%	0.41%
Transurban Group - Fully Paid Ordinary/Units Stapled Securities (ASX:TCL)	3,000.00000	13.8578	14.2500	41,573.45	42,750.00	1,176.55	2.83%	3.49%
ETFs Morningstar Global Technology ETF - Exchange Traded Fund Units Fully Paid (ASX:TECH)	762.00000	53.6431	92.3200	40,876.06	70,347.84	29,471.78	72.10%	5.74%
Telstra Corporation Limited. (ASX:TLS)	5,000.00000	4.0881	4.3000	20,440.62	21,500.00	1,059.38	5.18%	1.75%
Treasury Wine Estates Limited (ASX:TWE)	2,000.00000	11.8750	11.2300	23,750.00	22,460.00	(1,290.00)	(5.43)%	1.83%
Woodside Energy Group Ltd (ASX:WDS)	900.00000	30.1814	34.4400	27,163.26	30,996.00	3,832.74	14.11%	2.53%
Woolworths Group Limited (ASX:WOW)	1,500.00000	36.6549	39.7300	54,982.40	59,595.00	4,612.60	8.39%	4.86%
				1,100,791.35	1,169,345.65	68,554.30	6.23%	95.42%
				1,156,902.45	1,225,466.75	68,564.30	5.93%	100.00%

The accounting cost is the original cost base adjusted by any subsequent capital call/improvement or capital return transactions. In many cases, it is not the same as the adjusted or reduced cost base, or the reset cost base resulting from the CGT relief. To view the tax cost base and unrealised gain/(loss) for tax purposes refer to the Unrealised Capital Gains Report or change the report parameter to tax cost base.

PORTFOLIO ASSET POSITION AS AT 30 June 2023

Security Code		Quantity	Cost Base \$ 30/06/23	Average Cost \$	Price \$ as at 30/06/2023	Closing Market Value \$ 30/06/23
Australian Equities						
ANZ	ANZ Group Holdings Limited FPO	2,134.00	57,230.04	26.82	23.71	50,597.14
APA	APA Group Stapled Security	2,500.00	21,689.02	8.68	9.69	24,225.00
AZJ	Aurizon Holdings Limited FPO	14,250.00	49,557.50	3.48	3.92	55,860.00
BHP	BHP Group Limited FPO	2,000.00	84,073.57	42.04	44.99	89,980.00
CSL	CSL Limited FPO	165.00	26,916.87	163.13	277.38	45,767.70
EDV	Endeavour Group Limited FPO	4,500.00	30,395.00	6.75	6.31	28,395.00
FMG	Fortescue Metals Group Limited FPO	2,163.00	49,736.64	22.99	22.18	47,975.34
GHY	Gold Hydrogen Limited FPO	28,000.00	14,000.00	0.50	0.23	6,300.00
MQG	Macquarie Group Limited FPO	525.00	68,825.82	131.10	177.62	93,250.50
MFG	Magellan Financial Group Ltd FPO	400.00	10,241.98	25.60	9.49	3,796.00
MFG0	Magellan Financial Grp \$35.00 Options Exp 16/04/27	50.00	0.00	0.00	0.20	10.00
MP1	Megaport Limited FPO	2,500.00	14,935.00	5.97	7.22	18,050.00
MCA	Murray Cod Australia Limited FPO	68,966.00	10,000.07	0.15	0.12	7,931.09
NXT	NextDC Limited FPO	3,750.00	41,930.00	11.18	12.58	47,175.00
NUF	Nufarm Limited FPO	7,500.00	35,520.00	4.74	5.09	38,175.00
PBH	Pointsbet Holdings Limited FPO	7,230.00	29,300.41	4.05	1.79	12,941.70
QUB	Qube Holdings Limited FPO	4,482.00	11,438.86	2.55	2.85	12,773.70
RHC	Ramsay Health Care Limited FPO	500.00	32,223.07	64.45	56.29	28,145.00
RBL	Redbubble Limited FPO	10,910.00	36,806.12	3.37	0.37	4,036.70
RIO	Rio Tinto Limited FPO	428.00	37,745.48	88.19	114.69	49,087.32
SLA	Silk Laser Australia Limited FPO	5,795.00	19,992.75	3.45	3.33	19,297.35
SHL	Sonic Healthcare Limited FPO	1,490.00	31,390.35	21.07	35.57	52,999.30
TLS	Telstra Group Limited FPO	5,000.00	20,440.62	4.09	4.30	21,500.00
TCL	Transurban Group Stapled Securities	3,000.00	40,151.59	13.38	14.25	42,750.00
TWE	Treasury Wine Estates Limited FPO	2,000.00	23,750.00	11.88	11.23	22,460.00
WDS	Woodside Energy Group Ltd FPO	900.00	27,170.76	30.19	34.44	30,996.00
WOW	Woolworths Group Limited FPO	1,500.00	54,982.40	36.65	39.73	59,595.00
Private/Unlisted Equities						
PBHU0	Pointsbet Holdings Ltd \$10.00 Unl Opt Exp 08/07/24	357.00	0.00	0.00	0.00	0.00
Sub Total Australian Equities			880,443.92			914,069.84

PORTFOLIO ASSET POSITION AS AT 30 June 2023

Security Code		Quantity	Cost Base \$ 30/06/23	Average Cost \$	Price \$ as at 30/06/2023	Closing Market Value \$ 30/06/23
Global Equities						
AMC	Amcor PLC CDI 1:1	2,000.00	32,570.00	16.29	14.86	29,720.00
TECH	Global X Morningstar Global Technology - ETF	762.00	43,130.65	56.60	92.32	70,347.84
HYGG	Hyperion Global Growth Companies Fund	5,000.00	22,910.00	4.58	3.96	19,800.00
IVV	iShares S&P 500 ETF Fully Paid Units	975.00	20,317.80	20.84	44.45	43,338.75
MHHT	Magellan High Conviction Trust Fully Paid Units	17,917.00	22,918.01	1.28	1.54	27,592.18
SZL	Sezzle Inc. CDIs 1:1	232.00	13,084.94	56.40	21.57	5,004.24
Sub Total Global Equities			154,931.40			195,803.01
Australian Property						
CLW	Charter Hall Long Wale REIT Stapled Security	7,500.00	33,050.61	4.41	4.01	30,075.00
Sub Total Australian Property			33,050.61			30,075.00
Australian Fixed Interest						
Subordinated Debt Securities						
QUBHA	Qube Holdings Limited Subordinated Notes	188.00	20,011.90	106.45	100.60	18,912.80
Capital Notes and Preference Shares						
MQGPD	Macquarie Group Limited Capital Notes 4	100.00	10,000.00	100.00	104.95	10,495.00
Sub Total Australian Fixed Interest			30,011.90			29,407.80
Cash						
	Macquarie Cash Management A/C	0.00	38,693.25	0.00	0.00	38,693.25
Sub Total Cash			38,693.25			38,693.25
Total Portfolio Assets			1,137,131.08			1,208,048.90

The closing cost base details in the above Portfolio Asset Position table are the adjusted cost bases as at the end of the Financial Year. These cost bases have been reduced by any return of capital, tax deferred or AMIT cost base decrease/increase components of distributions deemed to have been received up to and including this Financial Year. Details of these adjustments for the distributions deemed to have been received in the current Financial Year are shown in the Trust/Stapled Security Income table.

*** Cost Base adjustment amounts post 30 June**

Below are details of the cost base adjustments attached to distributions that have been declared as assessable income in this Financial Year, however the ex date and payment date of the distributions are after 30 June. The cost base of a parcel of securities is adjusted by any tax deferred, AMIT decrease or AMIT increase components of a distribution from the ex date. As a result, the closing cost base details in the above Portfolio Asset Position table have not been reduced by the cost base adjustments shown in the table below.

CORPORATE ACTIONS – PROCESSED DURING THE 2022/2023 FINANCIAL YEAR

ANZ Banking Group Limited (ANZ)

ATO CR 2023/6

Corporate restructure whereby Australia and New Zealand Banking Group Limited ordinary shares were exchanged for new ordinary shares in ANZ Group Holdings Limited on 3 January 2023 on a 1 for 1 basis.

Rollover relief was available for Australia and New Zealand Banking Group Limited shareholders. The consequences of choosing rollover relief were that any capital gain or loss was disregarded. The cost base of the new ANZ Group Holdings Limited shares was equal to the cost base of their original ANZ shares.

Name changed to ANZ Group Holdings Limited.

iShares S&P 500 ETF (IVV)

Stock split of capital resulting in unitholders holding 15 ordinary units for every 1 ordinary unit held, with fractional units rounded normally. There were no taxation implications and no change to the cost base or acquisition date of the units.

Proptech Group Limited (PTG)

Takeover scheme of arrangement whereby Rockend Technology Pty Ltd acquired all shares in PropTech Group Limited (PTG) for a consideration of \$0.60 for each PTG share acquired.

A shareholder made a capital gain to the extent that the capital proceeds exceeded the cost base of the shares disposed of under the scheme. Similarly, a shareholder made a capital loss if the capital proceeds were less than the reduced cost base of those shares.

Sezzle Inc (SZL)

Consolidation of capital resulting in shareholders holding 1 ordinary share for every 38 ordinary shares held, with fractional shares rounded up. There were no taxation implications and no change to the cost base or acquisition date of the shares.

Telstra Group Limited (TLS)

ATO CR 2022/104

Corporate restructure whereby Telstra Corporation Limited ordinary shares were exchanged for new ordinary shares in Telstra Group Limited on 31 October 2022 on a 1 for 1 basis.

Rollover relief was available for Telstra Corporation Limited shareholders. The consequences of choosing rollover relief were that any capital gain or loss was disregarded. The cost base of the new Telstra Group Limited shares was equal to the cost base of their original Telstra shares.

Name changed to Telstra Group Limited.

ADDITIONAL INFORMATION

Tax Lot Methods – Realised Capital Gains and Losses

FI = First In First Out

LI = Last In First Out

MI = Minimum Gain and Maximum Loss Method (“Min Tax”)

MX = Maximum Gain and Minimum Loss Method (“Max Tax”)

SP = Lot Specific Method where a specific parcel of shares already held has been allocated against a specific sale

Unless one of the above alternative methods is requested by your Morgans adviser, **First In First Out** is the default method used. Please refer to the Realised Capital Gains / Losses section of this report for details of the tax lot method used for a particular sale transaction.

Traditional Securities

A traditional security is, broadly, a security that is not issued at a discount of more than 1.5%, does not bear deferred interest and is not capital indexed. Examples of traditional securities are convertible notes, bonds, debentures, deposits with financial institutions or secured or unsecured loans.

Gains on traditional securities issued after 10 May 1989 are taxed as ordinary income. Gains are treated as the difference between the payment received on disposal or redemption less the cost of the security. Unlike the taxation of capital gains no indexing or discount is applied.

If the investor makes a loss on disposal of a traditional security, the loss may be treated either as a capital loss subject to CGT rules or as an outright deduction, provided the loss was incurred in the normal course of trading on a securities market.

Investors should seek their own tax advice regarding the appropriate treatment of any losses on traditional securities.

GS007 Audit Report

A completed GS007 Audit Report for the financial year prepared by our Auditors, Pitcher Partners, is once again available for third parties who wish to verify the accuracy of the processes that the Wealth+ Managed Portfolio Service undertakes in preparing your report. A copy of this report can be obtained by contacting your Morgans adviser

DISCLAIMER

In producing this report, Morgans Financial has relied on information supplied by you the client in the first instance and other sources which we believe to be reliable. Where possible, Morgans Financial has attempted to verify the accuracy and completeness of the third party information supplied to us. Morgans Financial, its directors and employees do not accept any liability for any actions taken or not taken which are a result of inaccuracies or omissions in the report as a result of third party errors or omissions. Morgans Financial is not a licensed tax adviser and the information provided in this report is general information only and therefore we recommend that you seek your own tax advice before acting or relying on the information enclosed in this report.

You may also wish to refer to the ATO tax pack and the ATO guide to capital gains.

The information provided in this report is on the basis that you are an Australian resident for tax purposes and any trading is on capital account. The tax report only incorporates details of the investments which Morgans Financial administers within the Wealth+ managed portfolio service.

This report incorporates all transactions that were transacted through Wealth+ between 01 July 2022 and 30 June 2023 Australian Time.

E&OE

END OF REPORT

Transactions

BHP GROUP LIMITED

Recent Transactions

Nwn Investments Pty Ltd X*****4025

ORDINARY FULLY PAID SHARES

Date	Transaction	Movement	Running balance
19/08/2022	CHESS DAILY MOVEMENT UP	+500	2000
28/01/2022	CHESS DAILY MOVEMENT UP	+500	1500
23/08/2021	CHESS DAILY MOVEMENT UP	+626	1000
19/12/2018	CHESS DAILY MOVEMENT UP	+300	374
17/12/2018	CHESS DAILY MOVEMENT DOWN	-216	74
5/11/2018	CHESS DAILY MOVEMENT UP	+290	290



Transaction History

View: MQG, X*****4025 (NWN INVESTMENTS PTY LTD <NICK NORMAN SUPER FUND A/C>)

Date range from (dd/mm/yyyy) 09/10/2021 to (dd/mm/yyyy) 09/10/2023

Displaying Transaction History from 09 Oct 2021 to 09 Oct 2023

Security: All Securities

HIN/SRN EMP ID	Security Code	Date	Transaction	Change	Running Balance
X*****4025	MQG	03/12/2021	Share Purchase Plan	156	525

Viewing 1 - 1 of 1

All material copyright © 2023 Link Market Services Limited

Ask us now ^

Chat

Feedback



Balance History

Currency Australian Dollar

View: WOW, X*****4025 (NWN INVESTMENTS PTY LTD <NICK NORMAN SUPER FUND A/C>)

Balance as at date (dd/mm/yyyy) 30/06/2023

Displaying Balance History as at 30 Jun 2023

HIN/SRN EMP ID	Security Code	Closing Price (AUD)	Total Balance	Tradeable Balance	Total Value (AUD)
X*****4025	WOW	39.73	1,500	1,500	59,595.00

Viewing 1 - 1 of 1

Total Value: \$ 59,595.00

All material copyright © 2023 Link Market Services Limited

Ask us now

Chat

Feedback

Transactions

GLOBAL X MORNINGSTAR GLOBAL TECHNOLOGY ETF

Recent Transactions

Nwn Investments Pty Ltd X*****4025

TECH EXCHANGE TRADED FUND

Date	Transaction	Movement	Running balance
3/08/2017	CHESS DAILY MOVEMENT UP	+385	762
31/07/2017	CHESS DAILY MOVEMENT UP	+377	377

Transactions

ANZ GROUP HOLDINGS LIMITED

Recent Transactions

Nwn Investments Pty Ltd X*****4025

ORDINARY SHARES

Date	Transaction	Movement	Running balance
3/01/2023	X ISSUANCE OF ANZ GROUP SHARES	+2134	2134
3/01/2023	X TRNSFR ANZBGL SHARES TO NOHC	-2134	0
24/08/2022	2022 RETAIL OFFER ALLOTMENT	+134	2134
14/06/2022	CHESS DAILY MOVEMENT UP	+724	2000
15/05/2018	CHESS DAILY MOVEMENT UP	+174	1276
1/09/2017	CHESS DAILY MOVEMENT UP	+562	1102
24/07/2017	CHESS DAILY MOVEMENT UP	+540	540

Transactions

AURIZON HOLDINGS LIMITED

Recent Transactions

Nwn Investments Pty Ltd X*****4025

ORDINARY FULLY PAID SHARES

Date	Transaction	Movement	Running balance
21/02/2023	CHESS DAILY MOVEMENT UP	+14250	14250



SMSF AUDIT WORKPAPERS - Cash, Receivables and Other Assets

F

Client name	NICK NORMAN SUPER FUND	Fin Accounts Prepared by	JEFFREY NG
Client code	NICKNOSF / 534	Date prepared	09-Oct-2023
Year ended	30-Jun-2023	Reviewed by	
SRN/HIN	X0077774025	Date reviewed	
Postcode	4001	Back to Cover	

1 Have all appropriate Class Super data feeds (bank and investment) been setup properly?

Additional Notes:

2 For Class Super bank data feed clients, was there a change of bank accounts during the year?
If yes, please ensure authority forms are completed for the new accounts.

Bank audit confirmations are not necessary for those on Class Super. Ensure data feed agrees with ledger balance. For those not on Class Super data feeds, a bank confirmation is necessary if risks are high.

Debit Balance - considered circumstances that caused bank account to be in debit, and was satisfied that no further action was required.

Bank and Term Deposit Accounts

AC No.	Description	GL Account No	Amount
1	Cash at Bank - WBC		17,417.85
2	Morgans		38,693.25
3			
4			
5			
6			
7			
8			
9			
10			
Total Cash			56,111.10

Client name	NICK NORMAN SUPER FUND	Fin Accounts Prepared by	JEFFREY NG
Client code	NICKNOSF / 534	Date prepared	09-Oct-2023
Year ended	30-Jun-2023	Reviewed by	
SRN/HIN	X0077774025	Date reviewed	
Postcode	4001	Back to Cover	

Receivables

- 3 Reviewed deposits after balance date and confirmed that there were receivables (from dividends, trust distributions, income tax refund) and were recorded properly in the accounts at year end.
- 4 Reviewed bank statements and there were no transactions with related parties by the super fund.

Yes
Yes

If yes, details of receivables

Item	Description	GL Account No	Amount
1	Distribution Receivables		2,417.84
2	Deferred Tax Assets		1,940.80
3	Current Tax Assets		4,581.33
4	GST Refundable		1,159.57
5			
Total Receivables			10,099.54

Other Assets

- 5 - 7 Reviewed trustee minutes and investments report and confirmed that there were no other investments held apart from publicly listed shares, unlisted shares, managed funds and properties.

Yes

If yes, details of other assets

Item	Description	GL Account No	Amount
1			
2			
Total Other Assets			-

General

- 8 Where appropriate, additions and disposals were supported with external source documents. Reviewed minutes and bank statements and there were no other investments made.
- 9 Reviewed and no external source documentation required since there were no other investments.
- 10 Reviewed and no valuation required since there were no other investments.
- 11 Reviewed and there were no investments in other assets (arms length).
- 12 Reviewed and since there were no investments in other assets, therefore, no disposals.
- 13 Reviewed since there were no investment in other assets. This is consistent with the fund's investment strategy.



Westpac DIY Super Working Account

Account Name
NWN INVESTMENTS PTY LTD ATF THE
NICK NORMAN SUPER FUND

Customer ID
2157 1446 NWN INVESTMENTS PTY
LTD

BSB
032-066 Account Number
001 299

Opening Balance	+ \$11,407.99
Total Credits	+ \$6,039.37
Total Debits	- \$59.00
Closing Balance	+ \$17,388.36

INTEREST RATES (PER ANNUM) ON CREDIT BALANCES

Effective Date	\$0 to \$9999	Over \$9999 to \$49999	Over \$49999 to \$99999	Over \$99999 to \$499999
20 Sep 2022	1.00 %	1.00 %	1.00 %	1.00 %
Effective Date	Over \$499999			
20 Sep 2022	1.00 %			

TRANSACTIONS

Please check all entries on this statement and promptly inform Westpac of any possible error or unauthorised transaction

DATE	TRANSACTION DESCRIPTION	DEBIT	CREDIT	BALANCE
31/05/23	STATEMENT OPENING BALANCE			11,407.99
27/06/23	Deposit Online 2139277 Tfr Westpac Cho Conce Contribution		6,000.00	17,407.99
30/06/23	Interest Paid		9.86	17,417.85
12/07/23	Withdrawal Online 0704196 Bpay Asic Asic Fee	59.00		17,358.85
31/07/23	Interest Paid		14.76	17,373.61
31/08/23	Interest Paid		14.75	17,388.36
31/08/23	CLOSING BALANCE			17,388.36

CONVENIENCE AT YOUR FINGERTIPS

Use Online, Mobile or Tablet Banking to pay bills, transfer funds, check your account balances and much more

**ANNUAL INFORMATION
FOR THE PERIOD 1 JULY 2022 TO 30 JUNE 2023****For account: 2066/001299**

Total interest credited

\$113.15

These details are provided for your records and taxation purposes

MORE INFORMATION

Further information in relation to your account, including details of product benefits and applicable fees and charges, is available on request. That information is also contained in the Product Disclosure Statement (PDS) or other disclosure document for your account. For a copy of that document, or if you have any other enquiries, you can call Telephone Banking on 132 032 from Australia or +61 2 9155 7700 from overseas.

The above Closing Balance amount may not be the same as the balance payable to you on closure of your account (the 'termination value'). Details of the termination value can be obtained by calling Telephone Banking on the numbers quoted above. Further information on how to close accounts, including calculation of the termination value, is contained in the Product Disclosure Statement (PDS) booklet or other disclosure document for your account.

We have an internal process for handling and resolving any problem you may have with, or complaints relating to, your account or this product. Information about this process can be found in the Product Disclosure Statement (PDS) or other disclosure document for your account, or you can contact us on 1300 130 467.

Remember, if you have a card, always keep your passcode (PIN) secret - don't tell anyone or let them see it. Never write your passcode on your card or on anything that could be lost or stolen. If you do need to record a reminder, you must make every effort to disguise it. You may be liable for losses if you don't protect your passcode. To help you learn how you can protect your card against unauthorised transactions, you can find more information at westpac.com.au/dispute. If you are a business customer, please go to westpac.com.au/businessdispute

Information for customers that have a Westpac Transaction account for personal use, and hold a Commonwealth Concession or Health Care Card (Concession card).

The Westpac Choice - Concession (Basic) account is a transaction account designed for eligible Health Care or Pensioner Concession card holders and offers no monthly Account-Keeping Fee, no Overdraw Preference feature (except where it is impossible or reasonably impractical for us to prevent your account from being overdrawn), no Overdrawn Fee, and no Dishonour fees.

To be eligible for this account, you must hold one of the following concession cards issued by the Australian Government: Pensioner Concession Card, Health Care Card or Commonwealth Seniors Health Card. All account holders must hold a valid Concession card.

If you would like more information or would like to apply for the Westpac Choice - Concession (Basic) account, please visit westpac.com.au/concession, call 132 032 or visit your local branch.

Before making a decision about any of our products, please read all the terms and conditions available at westpac.com.au and consider whether the product is right for you. Please consider that the features of the Concession account may differ to the features and benefits of your existing account. To view our full range of transaction accounts, visit westpac.com.au/concession

If any loan you hold with us is secured by a real property mortgage; the mortgage terms require the property to be



Statement Period
28 February 2023 - 31 May 2023

Westpac DIY Super Working Account



NWN INVESTMENTS PTY LTD
APARTMENT 1402
588 OXFORD STREET
BONDI JUNCTION NSW 2022

010

Account Name
NWN INVESTMENTS PTY LTD ATF THE
NICK NORMAN SUPER FUND

Customer ID
2157 1446 NWN INVESTMENTS PTY
LTD

BSB
032-066 Account Number
001 299

Opening Balance	+ \$13,357.85
Total Credits	+ \$409.35
Total Debits	- \$2,359.21
Closing Balance	+ \$11,407.99

INTEREST RATES (PER ANNUM) ON CREDIT BALANCES

Effective Date	\$0 to \$9999	Over \$9999 to \$49999	Over \$49999 to \$99999	Over \$99999 to \$499999
20 Sep 2022	1.00 %	1.00 %	1.00 %	1.00 %
Effective Date	Over \$499999			
20 Sep 2022	1.00 %			

TRANSACTIONS

Please check all entries on this statement and promptly inform Westpac of any possible error or unauthorised transaction

DATE	TRANSACTION DESCRIPTION	DEBIT	CREDIT	BALANCE
28/02/23	STATEMENT OPENING BALANCE			13,357.85
22/03/23	Withdrawal-Osko Payment 1166421 Ato Superstream Receipts Account Ecc 2022 Class2023022010062	379.21		12,978.64
29/03/23	Withdrawal-Osko Payment 1168686 Roach & Bruce Consulting Pty Ltd Nicknormansmsf Inv 7247	1,980.00		10,998.64
31/03/23	Interest Paid		11.14	11,009.78
03/04/23	Deposit Online 2149271 Tfr Westpac Cho Refund 2022 Ecc		379.21	11,388.99
28/04/23	Interest Paid		8.70	11,397.69
31/05/23	Interest Paid		10.30	11,407.99
31/05/23	CLOSING BALANCE			11,407.99

S003326 / M001472 / 152 / CN2CNCPPW



CONVENIENCE AT YOUR FINGERTIPS

Use Online, Mobile or Tablet Banking to pay bills, transfer funds, check your account balances and much more

MORE INFORMATION

Further information in relation to your account, including details of product benefits and applicable fees and charges, is available on request. That information is also contained in the Product Disclosure Statement (PDS) or other disclosure document for your account. For a copy of that document, or if you have any other enquiries, you can call Telephone Banking on 132 032 from Australia or +61 2 9155 7700 from overseas.

The above Closing Balance amount may not be the same as the balance payable to you on closure of your account (the 'termination value'). Details of the termination value can be obtained by calling Telephone Banking on the numbers quoted above. Further information on how to close accounts, including calculation of the termination value, is contained in the Product Disclosure Statement (PDS) booklet or other disclosure document for your account.

We have an internal process for handling and resolving any problem you may have with, or complaints relating to, your account or this product. Information about this process can be found in the Product Disclosure Statement (PDS) or other disclosure document for your account, or you can contact us on 1300 130 467.

Remember, if you have a card, always keep your passcode (PIN) secret - don't tell anyone or let them see it. Never write your passcode on your card or on anything that could be lost or stolen. If you do need to record a reminder, you must make every effort to disguise it. You may be liable for losses if you don't protect your passcode. To help you learn how you can protect your card against unauthorised transactions, you can find more information at westpac.com.au/dispute. If you are a business customer, please go to westpac.com.au/businessdispute

Information for customers that have a Westpac Transaction account for personal use, and have a Commonwealth Concession or Health Care card (Concession card).

The Westpac Choice Concession account is a transaction account designed for Concession card holders and offers no monthly service fees, no outward dishonour fees, no account overdrawn fees and there are no informal overdrafts (except where it is impossible or reasonably impractical for us to prevent your account from being overdrawn).

To be eligible for this account, you must have your government payments paid into the account. There is a limit of one Westpac Choice Concession account per customer, this includes joint account holders. All account holders must be eligible.

If you would like more information or would like to apply for the Westpac Choice Concession account please visit www.westpac.com.au/personal-banking/bank-accounts/transaction/choice/basic/, call 132 032 or visit your local branch.

Before making a decision about any of our products, please read all the terms and conditions available at westpac.com.au and consider whether the product is right for you. Please consider that the features of the Concession account may differ to the features and benefits of your existing account. To view our full range of transaction accounts visit www.westpac.com.au/personal-banking/bank-accounts/transaction/

If any loan you hold with us is secured by a real property mortgage; the mortgage terms require the property to be insured. Please review the replacement value of the property and check with your insurer to ensure you have adequate cover. For general information on property insurance, visit the Australian Securities and Investments Commission's MoneySmart website: www.moneysmart.gov.au.

Understanding comprehensive credit reporting

It's more important than ever to pay on time as this is shown on your consumer credit report as part of comprehensive credit reporting (CCR).

CCR provides you with a more complete picture of your credit history including your on time and late repayments. You



Statement Period
30 November 2022 - 28 February 2023

Westpac DIY Super Working Account



NWN INVESTMENTS PTY LTD
APARTMENT 1402
588 OXFORD STREET
BONDI JUNCTION NSW 2022

010

Account Name
NWN INVESTMENTS PTY LTD ATF THE
NICK NORMAN SUPER FUND

Customer ID
2157 1446 NWN INVESTMENTS PTY
LTD

BSB
032-066 Account Number
001 299

Opening Balance	+ \$12,575.36
Total Credits	+ \$7,979.49
Total Debits	- \$7,197.00
Closing Balance	+ \$13,357.85

INTEREST RATES (PER ANNUM) ON CREDIT BALANCES

Effective Date	\$0 to \$9999	Over \$9999 to \$49999	Over \$49999 to \$99999	Over \$99999 to \$499999
20 Sep 2022	1.00 %	1.00 %	1.00 %	1.00 %

Effective Date	Over \$499999
20 Sep 2022	1.00 %

TRANSACTIONS

Please check all entries on this statement and promptly inform Westpac of any possible error or unauthorised transaction

DATE	TRANSACTION DESCRIPTION	DEBIT	CREDIT	BALANCE
30/11/22	STATEMENT OPENING BALANCE			12,575.36
30/12/22	Interest Paid		10.33	12,585.69
12/01/23	Deposit Ato Ato005000017461767		7,942.36	20,528.05
16/01/23	Withdrawal-Osko Payment 1256086 Super Audits Nick Norman Smsf Audit Fee	330.00		20,198.05
24/01/23	Withdrawal-Osko Payment 1058582 Roach & Bruce Consulting Pty Ltd Nicknorman Inv 7153	2,750.00		17,448.05
31/01/23	Interest Paid		14.50	17,462.55
06/02/23	Withdrawal Online 3039312 Bpay Tax Office Ato Div 293 Tax 20	1,235.50		16,227.05
23/02/23	Withdrawal Online 7693211 Bpay Tax Office Div 293 Tax 2022	2,512.50		13,714.55
28/02/23	Interest Paid		12.30	13,726.85

**TRANSACTIONS**

Please check all entries on this statement and promptly inform Westpac of any possible error or unauthorised transaction

DATE	TRANSACTION DESCRIPTION	DEBIT	CREDIT	BALANCE
28/02/23	Withdrawal Online 2379858 Bpay Tax Office			
	2023 Payg Instalme	369.00		13,357.85
28/02/23	CLOSING BALANCE			13,357.85

CONVENIENCE AT YOUR FINGERTIPS

Use Online, Mobile or Tablet Banking to pay bills, transfer funds, check your account balances and much more

MORE INFORMATION

Further information in relation to your account, including details of product benefits and applicable fees and charges, is available on request. That information is also contained in the Product Disclosure Statement (PDS) or other disclosure document for your account. For a copy of that document, or if you have any other enquiries, you can call Telephone Banking on 132 032 from Australia or +61 2 9155 7700 from overseas.

The above Closing Balance amount may not be the same as the balance payable to you on closure of your account (the 'termination value'). Details of the termination value can be obtained by calling Telephone Banking on the numbers quoted above. Further information on how to close accounts, including calculation of the termination value, is contained in the Product Disclosure Statement (PDS) booklet or other disclosure document for your account.

We have an internal process for handling and resolving any problem you may have with, or complaints relating to, your account or this product. Information about this process can be found in the Product Disclosure Statement (PDS) or other disclosure document for your account, or you can contact us on 1300 130 467.

Remember, if you have a card, always keep your passcode (PIN) secret - don't tell anyone or let them see it. Never write your passcode on your card or on anything that could be lost or stolen. If you do need to record a reminder, you must make every effort to disguise it. You may be liable for losses if you don't protect your passcode. To help you learn how you can protect your card against unauthorised transactions, you can find more information at westpac.com.au/dispute. If you are a business customer, please go to westpac.com.au/businessdispute

Information for customers that have a Westpac Transaction account for personal use, and have a Commonwealth Concession or Health Care card (Concession card).

The Westpac Choice Concession account is a transaction account designed for Concession card holders and offers no monthly service fees, no outward dishonour fees, no account overdrawn fees and there are no informal overdrafts (except where it is impossible or reasonably impractical for us to prevent your account from being overdrawn).

To be eligible for this account, you must have your government payments paid into the account. There is a limit of one Westpac Choice Concession account per customer, this includes joint account holders. All account holders must be eligible.

If you would like more information or would like to apply for the Westpac Choice Concession account please visit www.westpac.com.au/personal-banking/bank-accounts/transaction/choice/basic/, call 132 032 or visit your local branch.

Before making a decision about any of our products, please read all the terms and conditions available at westpac.com.au and consider whether the product is right for you. Please consider that the features of the Concession account may differ to the features and benefits of your existing account. To view our full range of transaction accounts visit www.westpac.com.au/personal-banking/bank-accounts/transaction/

If any loan you hold with us is secured by a real property mortgage; the mortgage terms require the property to be



Statement Period
31 August 2022 - 30 November 2022

Westpac DIY Super Working Account

 010
NWN INVESTMENTS PTY LTD
APARTMENT 1402
588 OXFORD STREET
BONDI JUNCTION NSW 2022

Account Name
NWN INVESTMENTS PTY LTD ATF THE
NICK NORMAN SUPER FUND

Customer ID
2157 1446 NWN INVESTMENTS PTY
LTD

BSB
032-066

Account Number
001 299

Opening Balance	+ \$12,914.26
Total Credits	+ \$30.10
Total Debits	- \$369.00
Closing Balance	+ \$12,575.36

INTEREST RATES (PER ANNUM) ON CREDIT BALANCES

Effective Date	\$0 to \$9999	Over \$9999 to \$49999	Over \$49999 to \$99999	Over \$99999 to \$499999
18 Aug 2022	0.75 %	0.75 %	0.75 %	0.75 %
20 Sep 2022	1.00 %	1.00 %	1.00 %	1.00 %

Effective Date	Over \$499999
18 Aug 2022	0.75 %
20 Sep 2022	1.00 %

TRANSACTIONS

Please check all entries on this statement and promptly inform Westpac of any possible error or unauthorised transaction

DATE	TRANSACTION DESCRIPTION	DEBIT	CREDIT	BALANCE
31/08/22	STATEMENT OPENING BALANCE			12,914.26
30/09/22	Interest Paid		8.84	12,923.10
28/10/22	Withdrawal Online 0873686 Bpay Tax Office 2023 Prov Tax	369.00		12,554.10
31/10/22	Interest Paid		10.94	12,565.04
30/11/22	Interest Paid		10.32	12,575.36
30/11/22	CLOSING BALANCE			12,575.36

CONVENIENCE AT YOUR FINGERTIPS

Use Online, Mobile or Tablet Banking to pay bills, transfer funds, check your account balances and much more



MORE INFORMATION

Further information in relation to your account, including details of product benefits and applicable fees and charges, is available on request. That information is also contained in the Product Disclosure Statement (PDS) or other disclosure document for your account. For a copy of that document, or if you have any other enquiries, you can call Telephone Banking on 132 032 from Australia or +61 2 9155 7700 from overseas.

The above Closing Balance amount may not be the same as the balance payable to you on closure of your account (the 'termination value'). Details of the termination value can be obtained by calling Telephone Banking on the numbers quoted above. Further information on how to close accounts, including calculation of the termination value, is contained in the Product Disclosure Statement (PDS) booklet or other disclosure document for your account.

We have an internal process for handling and resolving any problem you may have with, or complaints relating to, your account or this product. Information about this process can be found in the Product Disclosure Statement (PDS) or other disclosure document for your account, or you can contact us on 1300 130 467.

Remember, if you have a card, always keep your passcode (PIN) secret - don't tell anyone or let them see it. Never write your passcode on your card or on anything that could be lost or stolen. If you do need to record a reminder, you must make every effort to disguise it. You may be liable for losses if you don't protect your passcode. To help you learn how you can protect your card against unauthorised transactions, you can find more information at westpac.com.au/dispute. If you are a business customer, please go to westpac.com.au/businessdispute

Information for customers that have a Westpac Transaction account for personal use, and have a Commonwealth Concession or Health Care card (Concession card).

The Westpac Choice Concession account is a transaction account designed for Concession card holders and offers no monthly service fees, no outward dishonour fees, no account overdrawn fees and there are no informal overdrafts (except where it is impossible or reasonably impractical for us to prevent your account from being overdrawn).

To be eligible for this account, you must have your government payments paid into the account. There is a limit of one Westpac Choice Concession account per customer, this includes joint account holders. All account holders must be eligible.

If you would like more information or would like to apply for the Westpac Choice Concession account please visit www.westpac.com.au/personal-banking/bank-accounts/transaction/choice/basic/, call 132 032 or visit your local branch.

Before making a decision about any of our products, please read all the terms and conditions available at westpac.com.au and consider whether the product is right for you. Please consider that the features of the Concession account may differ to the features and benefits of your existing account. To view our full range of transaction accounts visit www.westpac.com.au/personal-banking/bank-accounts/transaction/

If any loan you hold with us is secured by a real property mortgage; the mortgage terms require the property to be insured. Please review the replacement value of the property and check with your insurer to ensure you have adequate cover. For general information on property insurance, visit the Australian Securities and Investments Commission's MoneySmart website: www.moneysmart.gov.au.

Understanding comprehensive credit reporting

It's more important than ever to pay on time as this is shown on your consumer credit report as part of comprehensive credit reporting (CCR).

CCR provides you with a more complete picture of your credit history including your on time and late repayments. You can also see your consumer credit account open and closed dates, type of credit, credit limit and it now includes whether you are in a financial hardship arrangement.

For more information please see our website, our Privacy Statement or visit CreditSmart.org.au.



Statement Period
31 May 2022 - 31 August 2022

Westpac DIY Super Working Account



NWN INVESTMENTS PTY LTD
APARTMENT 1402
588 OXFORD STREET
BONDI JUNCTION NSW 2022

010

Account Name
NWN INVESTMENTS PTY LTD ATF THE
NICK NORMAN SUPER FUND

Customer ID
2157 1446 NWN INVESTMENTS PTY
LTD

BSB
032-066

Account Number
001 299

Opening Balance	+ \$11,076.24
Total Credits	+ \$2,256.02
Total Debits	- \$418.00
Closing Balance	+ \$12,914.26

INTEREST RATES (PER ANNUM) ON CREDIT BALANCES

Effective Date	\$0 to \$9999	Over \$9999 to \$49999	Over \$49999 to \$99999	Over \$99999 to \$499999
17 Mar 2020	0.01 %	0.01 %	0.01 %	0.01 %
22 Jul 2022	0.25 %	0.25 %	0.25 %	0.25 %
18 Aug 2022	0.75 %	0.75 %	0.75 %	0.75 %

Effective Date	Over \$499999
17 Mar 2020	0.02 %
22 Jul 2022	0.25 %
18 Aug 2022	0.75 %

TRANSACTIONS

Please check all entries on this statement and promptly inform Westpac of any possible error or unauthorised transaction

DATE	TRANSACTION DESCRIPTION	DEBIT	CREDIT	BALANCE
31/05/22	STATEMENT OPENING BALANCE			11,076.24
03/06/22	Deposit Ato Ato008000016379233		1,500.00	12,576.24
30/06/22	Interest Paid		0.10	12,576.34
04/07/22	Deposit Ato Ato001100015928361		750.00	13,326.34
15/07/22	Withdrawal Online 0607577 Bpay Asic Asic Fee 2022	56.00		13,270.34
28/07/22	Withdrawal Online 2086506 Bpay Tax Office 2022 Payg Tax	362.00		12,908.34
29/07/22	Interest Paid		0.71	12,909.05

**TRANSACTIONS**

Please check all entries on this statement and promptly inform Westpac of any possible error or unauthorised transaction

DATE	TRANSACTION DESCRIPTION	DEBIT	CREDIT	BALANCE
31/08/22	Interest Paid		5.21	12,914.26
31/08/22	CLOSING BALANCE			12,914.26

CONVENIENCE AT YOUR FINGERTIPS

Use Online, Mobile or Tablet Banking to pay bills, transfer funds, check your account balances and much more

**ANNUAL INFORMATION
FOR THE PERIOD 1 JULY 2021 TO 30 JUNE 2022****For account: 2066/001299**

Total interest credited

\$2.60

These details are provided for your records and taxation purposes

MORE INFORMATION

Further information in relation to your account, including details of product benefits and applicable fees and charges, is available on request. That information is also contained in the Product Disclosure Statement (PDS) or other disclosure document for your account. For a copy of that document, or if you have any other enquiries, you can call Telephone Banking on 132 032 from Australia or +61 2 9155 7700 from overseas.

The above Closing Balance amount may not be the same as the balance payable to you on closure of your account (the 'termination value'). Details of the termination value can be obtained by calling Telephone Banking on the numbers quoted above. Further information on how to close accounts, including calculation of the termination value, is contained in the Product Disclosure Statement (PDS) booklet or other disclosure document for your account.

We have an internal process for handling and resolving any problem you may have with, or complaints relating to, your account or this product. Information about this process can be found in the Product Disclosure Statement (PDS) or other disclosure document for your account, or you can contact us on 1300 130 467.

Remember, if you have a card, always keep your passcode (PIN) secret - don't tell anyone or let them see it. Never write your passcode on your card or on anything that could be lost or stolen. If you do need to record a reminder, you must make every effort to disguise it. You may be liable for losses if you don't protect your passcode. To help you learn how you can protect your card against unauthorised transactions, you can find more information at westpac.com.au/dispute. If you are a business customer, please go to westpac.com.au/businessdispute

Information for customers that have a Westpac Transaction account for personal use, and have a Commonwealth Concession or Health Care card (Concession card).

The Westpac Choice Concession account is a transaction account designed for Concession card holders and offers no monthly service fees, no outward dishonour fees, no account overdrawn fees and there are no informal overdrafts (except where it is impossible or reasonably impractical for us to prevent your account from being overdrawn).

To be eligible for this account, you must have your government payments paid into the account. There is a limit of one Westpac Choice Concession account per customer, this includes joint account holders. All account holders must be eligible.

ADDITIONAL COST BASE INFORMATION - POST 30 JUNE

EX DATE	SECURITY NAME	AMOUNT OF DISTRIBUTION	PAYMENT DATE	COST BASE ADJUSTMENT
03/07/2023	Magellan High Conviction Trust Fully Paid Units	419.26	21/07/2023	419.26

CASH ACCOUNT TRANSACTION ACTIVITY

DATE	DESCRIPTION	DEBIT \$	CREDIT \$	BALANCE \$
01/07/2022	Opening Balance			25,895.88
01/07/2022	ANZ Group Holdings Limited FPO - Dividend/Distribution Payment		918.72	26,814.60
04/07/2022	Macquarie Group Limited FPO - Dividend/Distribution Payment		1,837.50	28,652.10
05/07/2022	Qube Holdings Limited Subordinated Notes - Interest Payment		193.98	28,846.08
08/07/2022	Metrics Master Income Trust Fully Paid Units - Dividend/Distribution Payment		167.47	29,013.55
13/07/2022	iShares S&P 500 ETF Fully Paid Units - Dividend/Distribution Payment		135.48	29,149.03
15/07/2022	Global X Morningstar Global Technology - ETF - Dividend/Distribution Payment		2,704.94	31,853.97
21/07/2022	Magellan High Conviction Trust Fully Paid Units - Dividend/Distribution Payment		440.76	32,294.73
27/07/2022	ANZ Group Holdings Limited 1:15 Rights Issue - Entitlement Acceptance - 134 securities	2,532.60		29,762.13
29/07/2022	Interest Earned - Macquarie CMA		11.82	29,773.95
08/08/2022	Metrics Master Income Trust Fully Paid Units - Dividend/Distribution Payment		161.89	29,935.84
12/08/2022	Charter Hall Long Wale REIT Stapled Security - Dividend/Distribution Payment		572.25	30,508.09
18/08/2022	Transfer TRANSFER FROM CMH 979097771		10,000.00	40,508.09
19/08/2022	BHP Group Limited FPO - On Market Purchase - 500 securities	20,535.00		19,973.09
23/08/2022	Transurban Group Stapled Securities - Stapled Security Distribution		354.72	20,327.81
23/08/2022	Transurban Group Stapled Securities - Stapled Security Dividend		29.56	20,357.37
31/08/2022	Interest Earned - Macquarie CMA		19.76	20,377.13
02/09/2022	Hotel Property Investments Stapled Securities - Dividend/Distribution Payment		436.93	20,814.06
06/09/2022	Magellan Financial Group Ltd FPO - Dividend/Distribution Payment		275.60	21,089.66
08/09/2022	Metrics Master Income Trust Fully Paid Units - Dividend/Distribution Payment		206.55	21,296.21
12/09/2022	Macquarie Group Limited Capital Notes 4 - Dividend/Distribution Payment		124.35	21,420.56
14/09/2022	APA Group Stapled Security - Stapled Security Distribution		513.67	21,934.23
14/09/2022	APA Group Stapled Security - Stapled Security Dividend		157.72	22,091.95
14/09/2022	APA Group Stapled Security - Stapled Security Distribution		28.61	22,120.56
16/09/2022	Endeavour Group Limited FPO - Dividend/Distribution Payment		346.50	22,467.06
19/09/2022	Metrics Master Income Trust Fully Paid Units - On Market Sale - 18,608 securities		36,454.72	58,921.78
19/09/2022	Hotel Property Investments Stapled Securities - On Market Sale - 4,242 securities		13,252.30	72,174.08

CASH ACCOUNT TRANSACTION ACTIVITY

DATE	DESCRIPTION	DEBIT \$	CREDIT \$	BALANCE \$
21/09/2022	Rio Tinto Limited FPO - Dividend/Distribution Payment		1,642.24	73,816.32
21/09/2022	Sonic Healthcare Limited FPO - Dividend/Distribution Payment		894.00	74,710.32
21/09/2022	Telstra Group Limited FPO - Dividend/Distribution Payment		425.00	75,135.32
23/09/2022	BHP Group Limited FPO - Dividend/Distribution Payment		5,103.68	80,239.00
27/09/2022	Woolworths Group Limited FPO - Dividend/Distribution Payment		795.00	81,034.00
28/09/2022	Amcor PLC CDI 1:1 - Dividend/Distribution Payment		345.20	81,379.20
28/09/2022	Woodside Energy Group Ltd FPO - On Market Purchase - 629 securities	19,105.80		62,273.40
29/09/2022	Fortescue Metals Group Limited FPO - Dividend/Distribution Payment		5,263.50	67,536.90
29/09/2022	Ramsay Health Care Limited FPO - Dividend/Distribution Payment		144.05	67,680.95
30/09/2022	Treasury Wine Estates Limited FPO - Dividend/Distribution Payment		320.00	68,000.95
30/09/2022	Interest Earned - Macquarie CMA		44.20	68,045.15
30/09/2022	Wealth+ fees - September 2022	2,838.76		65,206.39
04/10/2022	Transurban Group Stapled Securities - On Market Purchase - 1,522 securities	19,515.50		45,690.89
05/10/2022	Qube Holdings Limited Subordinated Notes - Interest Payment		273.13	45,964.02
05/10/2022	CSL Limited FPO - Dividend/Distribution Payment		223.31	46,187.33
06/10/2022	Woodside Energy Group Ltd FPO - Dividend/Distribution Payment		433.47	46,620.80
13/10/2022	iShares S&P 500 ETF Fully Paid Units - Dividend/Distribution Payment		156.87	46,777.67
14/10/2022	HUB24 Limited FPO - Dividend/Distribution Payment		62.50	46,840.17
18/10/2022	Qube Holdings Limited FPO - Dividend/Distribution Payment		179.28	47,019.45
31/10/2022	Interest Earned - Macquarie CMA		61.44	47,080.89
11/11/2022	Charter Hall Long Wale REIT Stapled Security - Dividend/Distribution Payment		525.00	47,605.89
30/11/2022	Interest Earned - Macquarie CMA		67.20	47,673.09
09/12/2022	Nufarm Limited FPO - Dividend/Distribution Payment		450.00	48,123.09
12/12/2022	Macquarie Group Limited Capital Notes 4 - Dividend/Distribution Payment		145.21	48,268.30
13/12/2022	Macquarie Group Limited FPO - Dividend/Distribution Payment		1,575.00	49,843.30
13/12/2022	Amcor PLC CDI 1:1 - Dividend/Distribution Payment		388.80	50,232.10
15/12/2022	ANZ Group Holdings Limited FPO - Dividend/Distribution Payment		1,579.16	51,811.26
20/12/2022	Transfer TRANSFER FROM CMH 979097771		375,000.00	426,811.26
21/12/2022	Transfer Reversal of Incorrect Deposit - 20/12 - To A/c 745774 MDA Account	375,000.00		51,811.26
30/12/2022	Interest Earned - Macquarie CMA		102.99	51,914.25
30/12/2022	Wealth+ fees - December 2022	2,687.12		49,227.13
05/01/2023	Qube Holdings Limited Subordinated Notes - Interest Payment		319.66	49,546.79
05/01/2023	iShares S&P 500 ETF Fully Paid Units - Dividend/Distribution Payment		123.08	49,669.87
06/01/2023	Gold Hydrogen Limited IPO - On Market Purchase - 28,000 securities	14,000.00		35,669.87

Friday, 29 September 2023 CONFIDENTIAL PAGE 16

This document has been prepared by Morgans Financial Limited in accordance with its Australian Financial Services Licence (AFSL no. 235410). The views expressed herein are solely the views of Morgans Financial Limited.

Account Number: 745773 Portfolio Name: Nick Norman Super Fund A/C

CASH ACCOUNT TRANSACTION ACTIVITY

DATE	DESCRIPTION	DEBIT \$	CREDIT \$	BALANCE \$
18/01/2023	Magellan High Conviction Trust Fully Paid Units - Dividend/Distribution Payment		437.17	36,107.04
31/01/2023	Fortescue Metals Group Limited FPO - On Market Sale - 2,187 securities		49,994.17	86,101.21
31/01/2023	Interest Earned - Macquarie CMA		73.60	86,174.81
13/02/2023	Transurban Group Stapled Securities - Stapled Security Distribution		795.00	86,969.81
14/02/2023	Charter Hall Long Wale REIT Stapled Security - Dividend/Distribution Payment		525.00	87,494.81
21/02/2023	Aurizon Holdings Limited FPO - On Market Purchase - 14,250 securities	49,557.50		37,937.31
22/02/2023	Proptech Group Limited FPO - Scheme Of Arrangement Acquisition by Rockend Technology Pty Ltd		12,000.00	49,937.31
27/02/2023	HUB24 Limited FPO - On Market Sale - 500 securities		14,390.00	64,327.31
27/02/2023	Megaport Limited FPO - On Market Purchase - 2,500 securities	14,935.00		49,392.31
28/02/2023	Interest Earned - Macquarie CMA		122.92	49,515.23
08/03/2023	Magellan Financial Group Ltd FPO - Dividend/Distribution Payment		187.60	49,702.83
10/03/2023	Macquarie Group Limited Capital Notes 4 - Dividend/Distribution Payment		150.08	49,852.91
16/03/2023	APA Group Stapled Security - Stapled Security Dividend		397.84	50,250.75
16/03/2023	APA Group Stapled Security - Stapled Security Distribution		252.17	50,502.92
20/03/2023	Endeavour Group Limited FPO - Dividend/Distribution Payment		643.50	51,146.42
21/03/2023	Amcor PLC CDI 1:1 - Dividend/Distribution Payment		346.00	51,492.42
22/03/2023	Sonic Healthcare Limited FPO - Dividend/Distribution Payment		625.80	52,118.22
29/03/2023	Fortescue Metals Group Limited FPO - Dividend/Distribution Payment		1,622.25	53,740.47
29/03/2023	Aurizon Holdings Limited FPO - Dividend/Distribution Payment		997.50	54,737.97
30/03/2023	BHP Group Limited FPO - Dividend/Distribution Payment		2,727.27	57,465.24
30/03/2023	Ramsay Health Care Limited FPO - Dividend/Distribution Payment		148.50	57,613.74
31/03/2023	Telstra Group Limited FPO - Dividend/Distribution Payment		425.00	58,038.74
31/03/2023	Interest Earned - Macquarie CMA		97.50	58,136.24
31/03/2023	Wealth+ fees - March 2023	2,955.72		55,180.52
04/04/2023	Treasury Wine Estates Limited FPO - Dividend/Distribution Payment		360.00	55,540.52
05/04/2023	Woodside Energy Group Ltd FPO - Dividend/Distribution Payment		1,938.96	57,479.48
05/04/2023	Qube Holdings Limited Subordinated Notes - Interest Payment		333.14	57,812.62
05/04/2023	CSL Limited FPO - Dividend/Distribution Payment		205.93	58,018.55
13/04/2023	Woolworths Group Limited FPO - Dividend/Distribution Payment		690.00	58,708.55
13/04/2023	Qube Holdings Limited FPO - Dividend/Distribution Payment		168.08	58,876.63
17/04/2023	iShares S&P 500 ETF Fully Paid Units - Dividend/Distribution Payment		138.63	59,015.26
20/04/2023	Rio Tinto Limited FPO - Dividend/Distribution Payment		1,397.38	60,412.64
28/04/2023	Interest Earned - Macquarie CMA		105.72	60,518.36
15/05/2023	Charter Hall Long Wale REIT Stapled Security - Dividend/Distribution Payment		525.00	61,043.36

Friday, 29 September 2023 CONFIDENTIAL PAGE 17

This document has been prepared by Morgans Financial Limited in accordance with its Australian Financial Services Licence (AFSL no. 235410). The views expressed herein are solely the views of Morgans Financial Limited.

Account Number: 745773 Portfolio Name: Nick Norman Super Fund A/C

CASH ACCOUNT TRANSACTION ACTIVITY

DATE	DESCRIPTION	DEBIT \$	CREDIT \$	BALANCE \$
26/05/2023	Transfer TRANSFER FROM CMH 979097771		10,000.00	71,043.36
29/05/2023	Ramsay Health Care Limited FPO - On Market Purchase - 203 securities	11,816.00		59,227.36
30/05/2023	NextDC Limited ADD Rights Issue - Entitlement Acceptance - 375 securities	4,050.00		55,177.36
30/05/2023	NextDC Limited 1:8 Rights Issue - Entitlement Acceptance - 375 securities	4,050.00		51,127.36
31/05/2023	Interest Earned - Macquarie CMA		135.25	51,262.61
09/06/2023	Nufarm Limited FPO - Dividend/Distribution Payment		375.00	51,637.61
13/06/2023	Macquarie Group Limited Capital Notes 4 - Dividend/Distribution Payment		173.08	51,810.69
20/06/2023	Amcors PLC CDI 1:1 - Dividend/Distribution Payment		368.60	52,179.29
20/06/2023	CSL Limited FPO - On Market Purchase - 38 securities	10,641.70		41,537.59
30/06/2023	Interest Earned - Macquarie CMA		104.32	41,641.91
30/06/2023	Wealth+ fees - June 2023	2,948.66		38,693.25
CLOSING BALANCE				38,693.25

NON-CASH TRANSACTION ACTIVITY

DATE	DESCRIPTION	QUANTITY	PRICE \$	VALUE \$
08/07/2022	Pointsbet Holdings Ltd \$10.00 Unl Opt Exp 08/07/24 - Bonus Issue	357.00	0.00	0.00
24/08/2022	ANZ Group Holdings Limited FPO - Entitlement Allotment	134.00	18.90	2,532.60
30/09/2022	Pointsbet Holdings Ltd \$13.00 Options Exp 30/09/22 - Options Lapsed	(270.00)	0.00	0.00
07/12/2022	iShares S&P 500 ETF Fully Paid Units - Capital Reconstruction	910.00	0.00	0.00
09/01/2023	Gold Hydrogen Limited FPO - IPO Allotment	28,000.00	0.50	14,000.00
16/05/2023	Sezzle Inc. CDIs 1:1 - Capital Reconstruction	(8,547.00)	0.00	0.00
07/06/2023	NextDC Limited FPO - Entitlement Allotment	750.00	10.80	8,100.00

Any Allotments shown above have resulted from your previous acceptance of a capital raising (where the acceptance would have previously been shown as a cash transaction in the Cash Account Transaction Activity section) or as a result of a scheme of arrangement where there is no related cash transaction.

Dividends Declared (Information Only)**Dividends declared prior to 30 June but payable after 30 June**

TRADE DATE	SECURITY NAME	DESCRIPTION	PAYMENT DATE	VALUE \$
15/05/2023	ANZ Group Holdings Limited FPO	Dividend at \$0.810000/share	03/07/2023	1,728.54
15/05/2023	Macquarie Group Limited FPO	Dividend at \$4.500000/share	04/07/2023	2,362.50
				\$4,091.04

The above table of dividend transactions are provided for information purposes only and are not assessable income in the current financial year and do not appear in the Australian Dividend Income section of this report. These will be reported as assessable income in the following financial year report.

Client name	NICK NORMAN SUPER FUND	Fin Accounts Prepared by	JEFFREY NG
Client code	NICKNOSF / 534	Date prepared	09-Oct-2023
Year ended	30-Jun-2023	Reviewed by	
SRN/HIN	X0077774025	Date reviewed	
Postcode	4001	Back to Cover	

1 Income Tax Reconciliation

Attach a tax reconciliation report. Tax reconciliation was reviewed to ensure that tax details are correct and agreed DTA/DTL. *Please note that for super funds predominantly in pension phase, DTA and DTL should be nil.*

2 Tax Receipts and Payments

Attach ATO portal printouts for ITA and ICA
Reviewed tax payments and receipts and agreed to the ATO portal

3 Deducted Members Contribution

Were there member deducted contributions during the financial year? *If yes, please ensure that members meet conditions of acceptance and that members' election and trustees' acknowledgement under s290-170 have been documented in financial account*

Yes

4,5,6 Calculations

Reviewed tax WP, tax rec and tax return - correct application of Tax Laws
Expenses were recorded correctly
Refer to attached tax reconciliation report

The Nick Norman Super Fund
Tax Accounting Reconciliation
For the period 1 July 2022 to 30 June 2023

Operating Statement Profit vs. Provision for Income Tax	2023
	\$
Benefits Accrued as a Result of Operations before Income Tax	138,222.05
<u>ADD:</u>	
Franking Credits	13,841.91
Lump Sums Paid	4,127.21
<u>LESS:</u>	
Increase in Market Value	82,738.20
Realised Capital Gains	1,475.50
Distributed Capital Gains	456.32
Non-Taxable Income	3,685.16
Rounding	0.99
Taxable Income or Loss	67,835.00
	67,835.00
	Income Amount
Gross Tax @ 15% for Concessional Income	67,835.00
Gross Tax @ 45% for Net Non-Arm's Length Income	0.00
No-TFN Quoted Contributions @ 32%	0.00
Change in Carried Forward Losses	0.00
Provision for Income Tax	10,523.75
	10,523.75
	Tax Amount

Provision for Income Tax vs. Income Tax Expense

Provision for Income Tax	10,523.75
<u>ADD:</u>	
Change in Deferred Tax Liability	8,469.12
<u>LESS:</u>	
Franking Credits	13,841.91
Income Tax Expense	5,150.96
	5,150.96

Provision for Income Tax vs. Income Tax Payable

Provision for Income Tax	10,523.75
<u>LESS:</u>	
Franking Credits	13,841.91
Foreign Tax Credits	176.67
Income Tax Instalments Paid	738.00
Change in Carried Forward Losses	348.50
Income Tax Payable (Receivable)	(4,581.33)
	(4,581.33)

The Nick Norman Super Fund
Tax Accounting Reconciliation
For the period 1 July 2022 to 30 June 2023

Exempt Current Pension Income Settings

Pension Exempt % (Actuarial)	0.0000%
Pension Exempt % (Expenses)	0.0000%
Assets Segregated For Pensions	No

The Nick Norman Super Fund
Investment Income Summary
For the period 1 July 2022 to 30 June 2023

Total Income	Add			Less					Taxable Income (excluding Capital Gains)	Indexed Capital Gains *	Discounted Capital Gains *	Other Capital Gains *	CGT Concession Amount *	
	Franking Credits	Foreign Credits	TFN Credits	Tax Free	Tax Exempt	Tax Deferred	Distributed Capital Gains	GST						
<i>Bank</i>														
Cash at Bank - WBC														
113.15	0.00	0.00	0.00	0.00	0.00	0.00	0.00	0.00	0.00	113.15	0.00	0.00	0.00	0.00
Morgans - Macquarie Cash Management														
946.72	0.00	0.00	0.00	0.00	0.00	0.00	0.00	0.00	0.00	946.72	0.00	0.00	0.00	0.00
1,059.87	0.00	0.00	0.00	0.00	0.00	0.00	0.00	0.00	0.00	1,059.87	0.00	0.00	0.00	0.00
<i>Listed Securities Market</i>														
Ancor PLC - Cdi 1:1 Foreign Exempt Nyse (ASX:AMC)														
1,448.60	0.00	0.00	0.00	0.00	0.00	0.00	0.00	0.00	0.00	1,448.60	0.00	0.00	0.00	0.00
APA Group - Fully Paid Units Stapled Securities (ASX:APA)														
1,347.11	158.70	0.00	0.00	0.00	739.98	0.00	0.00	0.00	0.00	765.83	0.00	0.00	0.00	0.00
Aurizon Holdings Limited (ASX:AZJ)														
997.50	427.50	0.00	0.00	0.00	0.00	0.00	0.00	0.00	0.00	1,425.00	0.00	0.00	0.00	0.00
Australia And New Zealand Banking Group Limited (ASX:ANZ)														
2,497.88	1,070.52	0.00	0.00	0.00	0.00	0.00	0.00	0.00	0.00	3,568.40	0.00	0.00	0.00	0.00
BHP Group Limited (ASX:BHP)														
7,830.95	3,356.12	0.00	0.00	0.00	0.00	0.00	0.00	0.00	0.00	11,187.07	0.00	0.00	0.00	0.00
Charter Hall Long Wale REIT - Fully Paid Units Stapled Securities (ASX:CLW)														
2,100.00	0.00	0.00	0.00	0.00	1,169.41	0.00	390.86	0.00	0.00	539.73	0.00	195.43	0.00	195.43
CSL Limited (ASX:CSL)														
429.24	9.57	0.00	0.00	0.00	0.00	0.00	0.00	0.00	0.00	438.81	0.00	0.00	0.00	0.00
Endeavour Group Limited (ASX:EDV)														
990.00	424.29	0.00	0.00	0.00	0.00	0.00	0.00	0.00	0.00	1,414.29	0.00	0.00	0.00	0.00
ETFs Morningstar Global Technology ETF - Exchange Traded Fund Units Fully Paid (ASX:TECH)														
348.39	16.57	70.35	0.00	0.00	0.00	0.00	0.00	0.00	0.00	435.31	0.00	0.00	0.00	0.00
Fortescue Metals Group Ltd (ASX:FMG)														
6,885.75	2,951.04	0.00	0.00	0.00	0.00	0.00	0.00	0.00	0.00	9,836.79	0.00	0.00	0.00	0.00
Hub24 Limited (ASX:HUB)														

The Nick Norman Super Fund
Investment Income Summary
For the period 1 July 2022 to 30 June 2023

Total Income	Add			Less					Taxable Income (excluding Capital Gains)	Indexed Capital Gains *	Discounted Capital Gains *	Other Capital Gains *	CGT Concession Amount *
	Franking Credits	Foreign Credits	TFN Credits	Tax Free	Tax Exempt	Tax Deferred	Distributed Capital Gains	GST					
62.50	26.79	0.00	0.00	0.00	0.00	0.00	0.00	0.00	89.29	0.00	0.00	0.00	0.00
Hyperion Gbl Growth Companies Fund (Managed Fund) - Hyperion Gbl Growth Companies Fund (Managed Fund) (ASX:HYGG)													
0.00	0.00	9.84	0.00	0.00	0.00	0.00	0.00	0.00	9.84	0.00	0.00	0.00	0.00
Ishares S&P 500 ETF - Chess Depository Interests 1:1 Ishs&P500 (ASX:IVV)													
603.06	0.00	96.48	0.00	0.00	0.00	0.00	60.58	0.00	638.96	0.00	30.29	0.00	30.29
Macquarie Group Limited - Capital Notes Deferred Settlement (ASX:MQGPD)													
592.72	101.61	0.00	0.00	0.00	0.00	0.00	0.00	0.00	694.33	0.00	0.00	0.00	0.00
Macquarie Group Limited (ASX:MQG)													
3,412.50	585.00	0.00	0.00	0.00	0.00	0.00	0.00	0.00	3,997.50	0.00	0.00	0.00	0.00
Magellan Financial Group Limited (ASX:MFG)													
463.20	162.83	0.00	0.00	0.00	0.00	0.00	0.00	0.00	626.03	0.00	0.00	0.00	0.00
Magellan High Conviction Trust (Managed Fund) - Magellan High Conviction Trust (Managed Fund) (ASX:MHHT)													
856.43	0.00	0.00	0.00	0.00	856.43	0.00	0.00	0.00	0.00	0.00	0.00	0.00	0.00
Mcp Master Income Trust - Ordinary Units Fully Paid (ASX:MXT)													
368.44	0.00	0.00	0.00	0.00	0.00	0.00	0.00	0.00	368.44	0.00	0.00	0.00	0.00
Nufarm Limited (ASX:NUF)													
825.00	0.00	0.00	0.00	0.00	0.00	0.00	0.00	0.00	825.00	0.00	0.00	0.00	0.00
Qube Holdings Limited - Hybrid 3-Bbsw+3.90% 05-10-23 Sub Cum (ASX:QUBHA)													
1,119.91	0.00	0.00	0.00	0.00	0.00	0.00	0.00	0.00	1,119.91	0.00	0.00	0.00	0.00
Qube Holdings Limited (ASX:QUB)													
347.36	148.86	0.00	0.00	0.00	0.00	0.00	0.00	0.00	496.22	0.00	0.00	0.00	0.00
Ramsay Health Care Limited (ASX:RHC)													
292.55	125.38	0.00	0.00	0.00	0.00	0.00	0.00	0.00	417.93	0.00	0.00	0.00	0.00
Rio Tinto Limited (ASX:RIO)													
3,039.62	1,302.70	0.00	0.00	0.00	0.00	0.00	0.00	0.00	4,342.32	0.00	0.00	0.00	0.00
Sonic Healthcare Limited (ASX:SHL)													
1,519.80	651.34	0.00	0.00	0.00	0.00	0.00	0.00	0.00	2,171.14	0.00	0.00	0.00	0.00
Telstra Corporation Limited. (ASX:TLS)													
850.00	364.28	0.00	0.00	0.00	0.00	0.00	0.00	0.00	1,214.28	0.00	0.00	0.00	0.00

The Nick Norman Super Fund
Investment Income Summary
For the period 1 July 2022 to 30 June 2023

Total Income	Add			Less					Taxable Income (excluding Capital Gains)	Indexed Capital Gains *	Discounted Capital Gains *	Other Capital Gains *	CGT Concession Amount *
	Franking Credits	Foreign Credits	TFN Credits	Tax Free	Tax Exempt	Tax Deferred	Distributed Capital Gains	GST					
Transurban Group - Fully Paid Ordinary/Units Stapled Securities (ASX:TCL)													
1,739.56	14.21	0.00	0.00	0.00	919.34	0.00	4.88	0.00	829.55	0.00	2.44	0.00	2.44
Treasury Wine Estates Limited (ASX:TWE)													
680.00	291.43	0.00	0.00	0.00	0.00	0.00	0.00	0.00	971.43	0.00	0.00	0.00	0.00
Woodside Energy Group Ltd (ASX:WDS)													
2,372.43	1,016.75	0.00	0.00	0.00	0.00	0.00	0.00	0.00	3,389.18	0.00	0.00	0.00	0.00
Woolworths Group Limited (ASX:WOW)													
1,485.00	636.42	0.00	0.00	0.00	0.00	0.00	0.00	0.00	2,121.42	0.00	0.00	0.00	0.00
45,505.50	13,841.91	176.67	0.00	0.00	3,685.16	0.00	456.32	0.00	55,382.60	0.00	228.16	0.00	228.16
46,565.37	13,841.91	176.67	0.00	0.00	3,685.16	0.00	456.32	0.00	56,442.47	0.00	228.16	0.00	228.16

* Distributed capital gains components correspond to the cash amount received. You should refer to Realised Capital Gains or Distribution Reconciliation Reports for tax and capital gain reporting purpose.

The Nick Norman Super Fund
Realised Capital Gains
For the period from 1 July 2022 to 30 June 2023

		Accounting Treatment				Taxation Treatment								
		Quantity	Proceeds	Excess Tax Value*	Original Cost	Accounting Profit/(Loss)	Cost Base Calculation		Capital Gains Calculation					
							Adjusted	Reduced	Indexation	Discounted	Other	Deferred	Capital Loss	
<u>Listed Derivatives Market</u>														
Australia And New Zealand Banking Group Limited - Rights-Appsclose 15Aug2022 Us Prohibited (ASX:ANZR)														
25/08/2022	Sale	134.00	0.00		0.00		0.00			0.00	0.00			
		134.00	0.00		0.00		0.00			0.00	0.00	0.00		
Pointsbet Holdings Limited - Option Expiring 30-Sep-2022 Deferred (ASX:PBHO)														
30/09/2022	Sale	270.00	0.00		0.00		0.00			0.00				
		270.00	0.00		0.00		0.00			0.00		0.00		
<u>Listed Derivatives Market Total</u>														
			0.00		0.00		0.00			0.00	0.00	0.00		
<u>Listed Securities Market</u>														
Australia And New Zealand Banking Group Limited - Ordinary Fully Paid Deferred Settlement (ASX:ANZDA)														
03/01/2023	Sale	540.00	16,392.26		16,392.26	0.00	16,392.26			0.00				
03/01/2023	Sale	724.00	16,943.00		16,943.00	0.00	16,943.00				0.00			
03/01/2023	Sale	562.00	16,387.64		16,387.64	0.00	16,387.64			0.00				
03/01/2023	Sale	174.00	4,974.54		4,974.54	0.00	4,974.54			0.00				
03/01/2023	Sale	134.00	2,532.60		2,532.60	0.00	2,532.60				0.00			
		2,134.00	57,230.04		57,230.04	0.00	57,230.04			0.00	0.00	0.00		
Australia And New Zealand Banking Group Limited (ASX:ANZ)														
03/01/2023	Sale	134.00	2,532.60		2,532.60	0.00	2,532.60				0.00			
03/01/2023	Sale	540.00	16,392.26		16,392.26	0.00	16,392.26			0.00				
03/01/2023	Sale	562.00	16,387.64		16,387.64	0.00	16,387.64			0.00				
03/01/2023	Sale	174.00	4,974.54		4,974.54	0.00	4,974.54			0.00				
03/01/2023	Sale	724.00	16,943.00		16,943.00	0.00	16,943.00				0.00			
		2,134.00	57,230.04		57,230.04	0.00	57,230.04			0.00	0.00	0.00		
Charter Hall Long Wale REIT - Fully Paid Units Stapled Securities (ASX:CLW)														
30/06/2023	Dist	0.00	0.00		0.00					97.72				
30/06/2023	Dist	0.00	0.00		0.00					97.72				
30/06/2023	Dist	0.00	0.00		0.00					97.70				
30/06/2023	Dist	0.00	0.00		0.00					97.72				
		0.00	0.00		0.00					390.86		0.00		

The Nick Norman Super Fund
Realised Capital Gains
For the period from 1 July 2022 to 30 June 2023

	Accounting Treatment					Taxation Treatment					
	Quantity	Proceeds	Excess Tax Value*	Original Cost	Accounting Profit/(Loss)	Cost Base Calculation		Capital Gains Calculation			
						Adjusted	Reduced	Indexation	Discounted	Other	Deferred
<u>Listed Securities Market</u>											
Fortescue Metals Group Ltd (ASX:FMG)											
27/01/2023	Sale	2,187.00	50,001.67	50,288.51	(286.84)		50,288.51				286.84
		2,187.00	50,001.67	50,288.51	(286.84)		50,288.51			0.00	286.84
Hotel Property Investments - Stapled Security Fully Paid (ASX:HPI)											
15/09/2022	Sale	4,242.00	13,259.80	12,739.38	520.42	11,186.27			2,073.53		
		4,242.00	13,259.80	12,739.38	520.42	11,186.27			2,073.53		0.00
Hub24 Limited (ASX:HUB)											
23/02/2023	Sale	500.00	14,397.50	10,000.00	4,397.50	10,000.00			4,397.50		
		500.00	14,397.50	10,000.00	4,397.50	10,000.00			4,397.50		0.00
Ishares S&P 500 ETF - Chess Depository Interests 1:1 Ishs&P500 (ASX:IVV)											
07/12/2022	Sale	480.00	10,026.20	10,026.20	0.00	10,026.20			0.00		
07/12/2022	Sale	495.00	10,291.60	10,291.60	0.00	10,291.60			0.00		
30/06/2023	Dist	0.00	0.00	0.00					18.53		
30/06/2023	Dist	0.00	0.00	0.00					13.93		
30/06/2023	Dist	0.00	0.00	0.00					15.76		
30/06/2023	Dist	0.00	0.00	0.00					12.36		
		975.00	20,317.80	20,317.80	0.00	20,317.80			60.58		0.00
Ishares S&P 500 ETF - Ishares S&P 500 ETF Deferred Settlement (ASX:IVVDB)											
13/12/2022	Sale	495.00	10,291.60	10,291.60	0.00	10,291.60			0.00		
13/12/2022	Sale	480.00	10,026.20	10,026.20	0.00	10,026.20			0.00		
		975.00	20,317.80	20,317.80	0.00	20,317.80			0.00		0.00
Mcp Master Income Trust - Ordinary Units Fully Paid (ASX:MXT)											
15/09/2022	Sale	18,608.00	36,462.22	37,217.80	(755.58)		37,217.80				755.58
		18,608.00	36,462.22	37,217.80	(755.58)		37,217.80			0.00	755.58
Proptech Group Limited (ASX:PTG)											
22/02/2023	Sale	20,000.00	12,000.00	14,400.00	(2,400.00)		14,400.00				2,400.00
		20,000.00	12,000.00	14,400.00	(2,400.00)		14,400.00			0.00	2,400.00

The Nick Norman Super Fund
Realised Capital Gains
For the period from 1 July 2022 to 30 June 2023

		Accounting Treatment				Taxation Treatment							
		Quantity	Proceeds	Excess Tax Value*	Original Cost	Accounting Profit/(Loss)	Cost Base Calculation		Capital Gains Calculation				
							Adjusted	Reduced	Indexation	Discounted	Other	Deferred	Capital Loss
<u>Listed Securities Market</u>													
Telstra Corporation Limited. (ASX:TLS)													
31/10/2022	Sale	3,463.00	14,328.63		14,328.63	0.00	14,328.63			0.00			
31/10/2022	Sale	1,537.00	6,111.99		6,111.99	0.00	6,111.99				0.00		
		5,000.00	20,440.62		20,440.62	0.00	20,440.62			0.00	0.00	0.00	
Telstra Group Limited - Ordinary Fully Paid Deferred Settlement (ASX:TLSDA)													
01/11/2022	Sale	1,537.00	6,111.99		6,111.99	0.00	6,111.99				0.00		
01/11/2022	Sale	3,463.00	14,328.63		14,328.63	0.00	14,328.63			0.00			
		5,000.00	20,440.62		20,440.62	0.00	20,440.62			0.00	0.00	0.00	
Transurban Group - Fully Paid Ordinary/Units Stapled Securities (ASX:TCL)													
30/06/2023	Dist	0.00	0.00		0.00					4.88			
		0.00	0.00		0.00					4.88		0.00	
Listed Securities Market Total			322,098.11		320,622.61	1,475.50	217,163.19	101,906.31		6,927.35	0.00	0.00	3,442.42
<u>Unlisted Market</u>													
NXT_R (ASX:NXT_R)													
08/06/2023	Sale	375.00	0.00		0.00		0.00			0.00	0.00		
		375.00	0.00		0.00		0.00			0.00	0.00	0.00	
Unlisted Market Total			0.00		0.00		0.00			0.00	0.00	0.00	
Grand Total			322,098.11		320,622.61	1,475.50	217,163.19	101,906.31		6,927.35	0.00	0.00	3,442.42

* Where there is an Excess Tax Value Amount, the Accounting Profit/(Loss) figure takes account of this. Accounting Profit/(Loss) equals Proceeds less Excess Tax Value less Original Cost.

The Nick Norman Super Fund
Realised Capital Gains
For the period from 1 July 2022 to 30 June 2023

Capital Gains Tax Return Summary

	Indexation	Discount	Other	Deferred	Total Capital Gains	Capital Losses
Current Year Capital Gains						
Shares & Units - Listed Shares	0.00	4,397.00	0.00	0.00	4,397.00	2,686.00
Shares & Units - Other Shares	0.00	0.00	0.00	0.00	0.00	0.00
Shares & Units - Listed Trusts	0.00	2,073.00	0.00	0.00	2,073.00	755.00
Shares & Units - Other Units	0.00	0.00	0.00	0.00	0.00	0.00
Australian Real Estate	0.00	0.00	0.00	0.00	0.00	0.00
Other Real Estate	0.00	0.00	0.00	0.00	0.00	0.00
Collectables	0.00	0.00	0.00	0.00	0.00	0.00
Other CGT Assets & Other CGT Events	0.00	0.00	0.00	0.00	0.00	0.00
Distributed Capital Gains from Trusts	0.00	456.00	0.00	0.00	456.00	0.00
	0.00	6,926.00	0.00	0.00	6,926.00	3,441.00
Capital Losses Applied						
Current Year	0.00	3,441.00	0.00	0.00	3,441.00	
Prior Years	0.00	3,485.00	0.00	0.00	3,485.00	
	0.00	6,926.00	0.00	0.00	6,926.00	
Net Capital Gains						
Net Gain after applying losses	0.00	0.00	0.00	0.00	0.00	
Discount applicable		0.00				
Net Gain after applying discount	0.00	0.00	0.00	0.00	0.00	

Nick Norman Super Fund A/C

Your Advisor: Jean Findlay

A/C Number: 745773

1 July 2022 to 30 June 2023

The details provided are based on the portfolio type being recorded as "Superannuation Fund" for taxation reporting purposes.

	Tax Return Reference	Amount \$		Tax Return Reference	Amount \$
ASSESSABLE INCOME			CAPITAL GAINS/LOSSES		
Interest Income			Distributed Capital Gains		
Gross Interest:	11C	2,066	TARP Indexed, Other Capital Gains:	11A	0
Tax Withheld:	13(H3)	0	Discounted Capital Gains:	11A	263
Australian Dividend Income			(Gross Discount Capital Gains of \$395 discounted at 33.33%)		
Unfranked:	11J	3,903	NTARP Indexed, Other Capital Gains:	11A	0
Franked:	11K	32,255	Discounted Capital Gains:	11A	40
Franking Credits:	11L+13(E1)	13,823	(Gross Discount Capital Gains of \$60 discounted at 33.33%)		
Tax Withheld:	13(H3)	0	Realised Capital Gains/Losses		
Trust Income			Total Short Gains: (held < 12 months)	11A	0
Gross Trust Income:	11M	1,738	Total Discount Gains :	11A	4,057
Franking Credits:	13(E1)	18	(Total Long Gains of \$6,086 discounted at 33.33%)		
Tax Withheld:	13(H3)	0	Total Long Gains (available for discounting):		6,086
NCMI Primary Production	11M	38	Total Indexed Gains:	11A	0
Foreign Source Income			Total Realised Losses:	11A	3,457
Assessable Foreign Source Income:	11D/11D1	2,502	DEDUCTIBLE EXPENSES (INCL GST)		
Other Net Foreign Source Income:	11D	2,502	Wealth+ Management Fees:	12J1/12J2	11,430
Australian Franking Credits from a New Zealand company:	11E+13(E1)	0			
Foreign Income Tax Offsets:	13(C1)	176			

Income Reconciliation

Interest Income	Gross Interest Income:	2,066.63	
	Interest on Options Margin:	0.00	
	Less: TFN/Withholding Tax:	0.00	
Total			2,066.63
Australian Dividend Income	Gross Unfranked:	3,903.54	
	Franked:	32,255.58	
	Less: TFN/Withholding Tax:	0.00	
Total			36,159.12
Global Dividend Income	Gross Foreign Income:	1,448.60	
	Less: Foreign Credits:	0.00	
Total			1,448.60
Trust/Stapled Security Income	Income Received		Attributable Income
	Gross Cash Distribution:	6,777.87	Gross Franked Amount: 34.77
	Less: TFN/Withholding Tax:	0.00	Interest or Other: 1,781.29
			Cost Base Adj: 3,685.16
			Tax Free: 0.00
			Gross Foreign Income: 1,053.70
			Distributed Capital Gains: 456.32
			Other: 0.00
			Less: Franking Credits: 18.11
			Foreign Tax Credits: 176.67
			TFN/Withholding Tax: 0.00
			AMIT Gross Up: 0.00
			AMIT Increase: 0.00
			Capital Gains Tax Offset: 0.00
Total		6,777.87	6,816.46
Difference	Other attributable amounts not included in cash distributions		38.59
Total Income Received:			46,452.22

INTEREST INCOME

Date	Description	Amount Received \$	Gross Income \$	TFN / Withholding Tax Deducted \$
29/07/2022	Primary CMA Interest	11.82	11.82	
31/08/2022	Primary CMA Interest	19.76	19.76	
30/09/2022	Primary CMA Interest	44.20	44.20	
31/10/2022	Primary CMA Interest	61.44	61.44	
30/11/2022	Primary CMA Interest	67.20	67.20	
30/12/2022	Primary CMA Interest	102.99	102.99	
31/01/2023	Primary CMA Interest	73.60	73.60	
28/02/2023	Primary CMA Interest	122.92	122.92	
31/03/2023	Primary CMA Interest	97.50	97.50	
28/04/2023	Primary CMA Interest	105.72	105.72	
31/05/2023	Primary CMA Interest	135.25	135.25	
30/06/2023	Primary CMA Interest	104.32	104.32	
05/07/2022	Qube Holdings Limited Subordinated Notes	193.98	193.98	
05/10/2022	Qube Holdings Limited Subordinated Notes	273.13	273.13	
05/01/2023	Qube Holdings Limited Subordinated Notes	319.66	319.66	
05/04/2023	Qube Holdings Limited Subordinated Notes	333.14	333.14	
TOTAL INTEREST INCOME		2,066.63	2,066.63	

AUSTRALIAN DIVIDEND INCOME

Date	Security Name	Amount Received \$	Gross Unfranked \$	TFN / Withholding Tax Deducted \$	Franked \$	Franking Credits \$	LIC Capital Gains (Gross) \$
01/07/2022	ANZ Group Holdings Limited FPO	918.72			918.72	393.74	
15/12/2022	ANZ Group Holdings Limited FPO	1,579.16			1,579.16	676.78	
14/09/2022	APA Group Stapled Security **	157.72			157.72	67.59	
16/03/2023	APA Group Stapled Security **	397.84	185.24		212.60	91.11	
29/03/2023	Aurizon Holdings Limited FPO	997.50			997.50	427.50	
23/09/2022	BHP Group Limited FPO	5,103.68			5,103.68	2,187.29	

Friday, 29 September 2023 CONFIDENTIAL PAGE 3

This document has been prepared by Morgans Financial Limited in accordance with its Australian Financial Services Licence (AFSL no. 235410). The views expressed herein are solely the views of Morgans Financial Limited.

Account Number: 745773 Portfolio Name: Nick Norman Super Fund A/C

AUSTRALIAN DIVIDEND INCOME

Date	Security Name	Amount Received \$	Gross Unfranked \$	TFN / Withholding Tax Deducted \$	Franked \$	Franking Credits \$	LIC Capital Gains (Gross) \$
30/03/2023	BHP Group Limited FPO	2,727.27			2,727.27	1,168.83	
05/10/2022	CSL Limited FPO	223.31	200.98		22.33	9.57	
05/04/2023	CSL Limited FPO	205.93	205.93				
16/09/2022	Endeavour Group Limited FPO	346.50			346.50	148.50	
20/03/2023	Endeavour Group Limited FPO	643.50			643.50	275.79	
29/09/2022	Fortescue Metals Group Limited FPO	5,263.50			5,263.50	2,255.79	
29/03/2023	Fortescue Metals Group Limited FPO	1,622.25			1,622.25	695.25	
14/10/2022	HUB24 Limited FPO	62.50			62.50	26.79	
12/09/2022	Macquarie Group Limited Capital Notes 4	124.35	74.61		49.74	21.32	
12/12/2022	Macquarie Group Limited Capital Notes 4	145.21	87.13		58.08	24.89	
10/03/2023	Macquarie Group Limited Capital Notes 4	150.08	90.05		60.03	25.73	
13/06/2023	Macquarie Group Limited Capital Notes 4	173.08	103.85		69.23	29.67	
04/07/2022	Macquarie Group Limited FPO	1,837.50	1,102.50		735.00	315.00	
13/12/2022	Macquarie Group Limited FPO	1,575.00	945.00		630.00	270.00	
06/09/2022	Magellan Financial Group Ltd FPO	275.60	55.12		220.48	94.49	
08/03/2023	Magellan Financial Group Ltd FPO	187.60	28.14		159.46	68.34	
09/12/2022	Nufarm Limited FPO	450.00	450.00				
09/06/2023	Nufarm Limited FPO	375.00	375.00				
18/10/2022	Qube Holdings Limited FPO	179.28			179.28	76.83	
13/04/2023	Qube Holdings Limited FPO	168.08			168.08	72.03	
29/09/2022	Ramsay Health Care Limited FPO	144.05			144.05	61.73	
30/03/2023	Ramsay Health Care Limited FPO	148.50			148.50	63.64	
21/09/2022	Rio Tinto Limited FPO	1,642.24			1,642.24	703.82	
20/04/2023	Rio Tinto Limited FPO	1,397.38			1,397.38	598.88	
21/09/2022	Sonic Healthcare Limited FPO	894.00			894.00	383.14	
22/03/2023	Sonic Healthcare Limited FPO	625.80			625.80	268.20	
21/09/2022	Telstra Group Limited FPO	425.00			425.00	182.14	
31/03/2023	Telstra Group Limited FPO	425.00			425.00	182.14	
23/08/2022	Transurban Group Stapled Securities **	29.56			29.56	12.67	
30/09/2022	Treasury Wine Estates Limited FPO	320.00			320.00	137.14	
04/04/2023	Treasury Wine Estates Limited FPO	360.00			360.00	154.29	
06/10/2022	Woodside Energy Group Ltd FPO	433.47			433.47	185.77	
05/04/2023	Woodside Energy Group Ltd FPO	1,938.96			1,938.96	830.98	

Friday, 29 September 2023 CONFIDENTIAL PAGE 4

This document has been prepared by Morgans Financial Limited in accordance with its Australian Financial Services Licence (AFSL no. 235410). The views expressed herein are solely the views of Morgans Financial Limited.

Account Number: 745773 Portfolio Name: Nick Norman Super Fund A/C

AUSTRALIAN DIVIDEND INCOME

Date	Security Name	Amount Received \$	Gross Unfranked \$	TFN / Withholding Tax Deducted \$	Franked \$	Franking Credits \$	LIC Capital Gains (Gross) \$
27/09/2022	Woolworths Group Limited FPO	795.00			795.00	340.71	
13/04/2023	Woolworths Group Limited FPO	690.00			690.00	295.71	
TOTAL AUSTRALIAN DIVIDEND INCOME		36,159.12	3,903.54		32,255.58	13,823.81	

GLOBAL DIVIDEND AND INTEREST INCOME

Date	Security Name	Amount Received \$	Gross Foreign Source Income \$	Foreign Tax Credits \$
28/09/2022	Amcor PLC CDI 1:1	345.20	345.20	
13/12/2022	Amcor PLC CDI 1:1	388.80	388.80	
21/03/2023	Amcor PLC CDI 1:1	346.00	346.00	
20/06/2023	Amcor PLC CDI 1:1	368.60	368.60	
TOTAL GLOBAL DIVIDEND INCOME		1,448.60	1,448.60	

TRUST INCOME

Date	Fund Name	Amount Received \$	Franked Amount \$	Other Australian Income \$	Cost Base Adjustments \$	Tax Free \$	Foreign Income \$	Distributed Capital Gains \$^	Franking Credits \$	Foreign Tax Credits \$+	TFN / Withholding Tax Deducted \$	Other \$*
14/09/2022	APA Group Stapled Security **	513.67										
16/03/2023	APA Group Stapled Security **	252.17										
13/09/2023	APA Group Stapled Security **	25.71										
Total Tax Components		791.55		51.58	739.98							
11/11/2022	Charter Hall Long Wale REIT Stapled Security	525.00										
14/02/2023	Charter Hall Long Wale REIT Stapled Security	525.00										
15/05/2023	Charter Hall Long Wale	525.00										

TRUST INCOME

Date	Fund Name	Amount Received \$	Franked Amount \$	Other Australian Income \$	Cost Base Adjustments \$	Tax Free \$	Foreign Income \$#	Distributed Capital Gains \$^	Franking Credits \$	Foreign Tax Credits \$+	TFN / Withholding Tax Deducted \$	Other \$*
14/08/2023	REIT Stapled Security Charter Hall Long Wale REIT Stapled Security	525.00										
	Total Tax Components	2,100.00		539.73	1,169.41			390.86				
17/07/2023	Global X Morningstar Global Technology - ETF	348.39										
	Total Tax Components	348.39	13.09	0.68			334.62		16.57	70.35		
30/06/2023	Hyperion Global Growth Companies Fund	0.00										
	Total Tax Components	0.00								9.84		
13/10/2022	iShares S&P 500 ETF Fully Paid Units	156.87										
05/01/2023	iShares S&P 500 ETF Fully Paid Units	123.08										
17/04/2023	iShares S&P 500 ETF Fully Paid Units	138.63										
13/07/2023	iShares S&P 500 ETF Fully Paid Units	184.48										
	Total Tax Components	603.06		0.07			542.41	60.58		96.48		
18/01/2023	Magellan High Conviction Trust Fully	437.17										
21/07/2023	Magellan High Conviction Trust Fully	419.26										
	Total Tax Components	856.43			856.43							
08/08/2022	Metrics Master Income Trust Fully Paid Units	161.89										
08/09/2022	Metrics Master Income Trust Fully Paid Units	206.55										
	Total Tax Components	368.44		368.44								
13/02/2023	Transurban Group Stapled Securities **	795.00										

TRUST INCOME

Date	Fund Name	Amount Received \$	Franked Amount \$	Other Australian Income \$	Cost Base Adjustments \$	Tax Free \$	Foreign Income \$#	Distributed Capital Gains \$^	Franking Credits \$	Foreign Tax Credits \$+	TFN / Withholding Tax Deducted \$	Other \$*
21/08/2023	Transurban Group Stapled Securities **	915.00										
Total Tax Components		1,710.00	3.58	782.20	919.34			4.88	1.54			
TOTAL INCOME		6,777.87	16.66	1,742.70	3,685.16		877.03	456.32	18.11	176.67		

For the Stapled Security, Foreign Income, Distributed Capital Gains, Foreign Tax Credits and Other categories additional information is provided below.

**Stapled Security Income: Additional Information - Annual Tax Statement Reconciliation

Fund Name	Gross Distribution \$	Stapled Security Distribution \$	Stapled Security Dividend \$	Imputation Credits \$
APA Group Stapled Security	1,347.11	791.55	555.56	158.70
Transurban Group Stapled Securities	1,739.56	1,710.00	29.56	12.67

As stapled securities generally comprise of both a share in a company (or companies) and a unit in a trust(s), a stapled security holder can receive both dividend and unit trust distribution income types. This income is separately reported in the Australian Dividend and Trust/Stapled Security Income sections above and this additional information table provides a reconciliation of the Gross Distribution amounts advised in Annual Tax Statements issued by each Stapled Security provider.

Trust / Stapled Security Income: Portfolio Accruals

Trust and Stapled Security distributions declared as assessable income for 30 June period but payable in next financial year

TRADE DATE	SECURITY NAME	DESCRIPTION	PAYMENT DATE	VALUE \$
30/06/2023	APA Group Stapled Security	Dist at \$0.010285/unit	13/09/2023	25.71
30/06/2023	Charter Hall Long Wale REIT Stapled Security	Dist at \$0.070000/unit	14/08/2023	525.00
30/06/2023	Global X Morningstar Global Technology - ETF	Dist at \$0.457202/unit	17/07/2023	348.39
30/06/2023	iShares S&P 500 ETF Fully Paid Units	Dist at \$0.189205/unit	13/07/2023	184.48
30/06/2023	Magellan High Conviction Trust Fully Paid Units	Dist at \$0.023400/unit	21/07/2023	419.26
30/06/2023	Transurban Group Stapled Securities	Dist at \$0.305000/unit	21/08/2023	915.00
				\$2,417.84

Trust / Stapled Security Income: Additional Information - Other Australian Income

Fund Name	Unfranked \$	Interest \$	Other Income \$	Primary Production \$
APA Group Stapled Security	0.00	51.58	0.00	0.00
Charter Hall Long Wale REIT Stapled Security	0.00	0.00	501.14	38.59
Global X Morningstar Global Technology - ETF	0.34	0.34	0.00	0.00
iShares S&P 500 ETF Fully Paid Units	0.00	0.07	0.00	0.00
Metrics Master Income Trust Fully Paid Units	0.00	282.13	86.31	0.00
Transurban Group Stapled Securities	0.00	370.85	411.35	0.00
Total Other Australian Income	0.34	704.97	998.80	38.59

#Trust / Stapled Security Income: Additional Information - Cost Base Adjustments

Fund Name	Tax Deferred Income \$	AMIT Decrease Amount \$	AMIT Increase Amount \$ (Shortfall)	Total Cost Base Adjustment	Cost Base Movement Increase or (Decrease) \$
APA Group Stapled Security	739.98			739.98	(739.98)
Charter Hall Long Wale REIT Stapled Security		1,169.41		1,169.41	(1,169.41)
Magellan High Conviction Trust Fully Paid Units		856.43		856.43	(856.43)
Transurban Group Stapled Securities		919.34		919.34	(919.34)
Total Cost Base Adjustments Income	739.98	2,945.18		3,685.16	(3,685.16)

#Trust / Stapled Security Income: Additional Information - Foreign Income

Fund Name	Total Foreign Income \$	Modified Passive Income \$	Other Assessable Foreign Income \$	Interest Income \$	FIF Income \$	CFC Income \$
iShares S&P 500 ETF Fully Paid Units	542.41		542.41			
Global X Morningstar Global Technology - ETF	334.62		334.62			
Total Foreign Income	877.03		877.03			

^Trust / Stapled Security Income: Additional Information - Distributed Capital Gains

Fund Name	Distributed Capital Gains \$	Discount Method TARP \$	Discount Method NTARP \$	Indexed & Other Gains TARP \$	Indexed & Other Gains NTARP \$	CGT Concession Amount \$	Other Capital Gains Dist AMIT \$
Charter Hall Long Wale REIT Stapled Security	390.86	195.43					195.43
iShares S&P 500 ETF Fully Paid Units	60.58		30.29				30.29
Transurban Group Stapled Securities	4.88	2.44					2.44
Total Distributed Capital Gains	456.32	197.87	30.29				228.16

TARP - Taxable Australian Real Property

NTARP - Non-taxable Australian Real Property

+Trust / Stapled Security Income: Additional Information - Foreign Tax Credits

Fund Name	Total Foreign Tax Credits \$	Tax Credits Other \$	Capital Gains Tax Paid / Offset	AUS Franking from a NZ Company \$
Global X Morningstar Global Technology - ETF	70.35	70.35		
Hyperion Global Growth Companies Fund	9.84	9.84		
iShares S&P 500 ETF Fully Paid Units	96.48	96.48		
Total Foreign Tax Credits	176.67	176.67		

REALISED CAPITAL GAINS / LOSSES

(* CGT discount factor for this account is 33.33%.)

Code	Security Name	Purchase Date	Sale Date	Tax Lot Method	Quantity	Cost Base \$	Sale Amount \$	Gross Result \$	Short Gain <12 months \$	Discounted Gain \$*	Indexed Gain \$	Pre CGT Gain/Loss \$	CGT Loss \$
FMG	Fortescue Metals Group Limited FPO	06/08/2021	27/01/2023	FI	2,187	50,288.51	49,994.17	(294.34)					(294.34)
Total for FMG					2,187	50,288.51	49,994.17	(294.34)					(294.34)
HPI	Hotel Property Investments Stapled Securities	28/07/2017	15/09/2022	FI	3,420	9,225.84	10,684.32	1,458.48		972.32			
		17/12/2020	15/09/2022	FI	822	2,330.37	2,567.98	237.61		158.41			
Total for HPI					4,242	11,556.21	13,252.30	1,696.09		1,130.73			
HUB	HUB24 Limited FPO	02/11/2020	23/02/2023	FI	500	10,000.00	14,390.00	4,390.00		2,926.66			
Total for HUB					500	10,000.00	14,390.00	4,390.00		2,926.66			
MXT	Metrics Master Income Trust Fully Paid Units	21/09/2017	15/09/2022	FI	5,000	10,000.00	9,795.44	(204.56)					(204.56)
		08/03/2019	15/09/2022	FI	23	46.04	45.06	(0.98)					(0.98)
		08/04/2019	15/09/2022	FI	29	58.01	56.81	(1.20)					(1.20)
		08/05/2019	15/09/2022	FI	25	50.05	48.98	(1.07)					(1.07)
		24/05/2019	15/09/2022	FI	2,807	5,614.00	5,499.16	(114.84)					(114.84)
		05/06/2019	15/09/2022	FI	10,000	20,000.00	19,590.89	(409.11)					(409.11)
		10/06/2019	15/09/2022	FI	22	44.08	43.10	(0.98)					(0.98)
		08/07/2019	15/09/2022	FI	89	178.04	174.36	(3.68)					(3.68)
		08/07/2019	15/09/2022	FI	69	138.63	135.18	(3.45)					(3.45)
		09/09/2019	15/09/2022	FI	70	140.14	137.14	(3.00)					(3.00)
		08/10/2019	15/09/2022	FI	72	144.15	141.05	(3.10)					(3.10)
		08/11/2019	15/09/2022	FI	80	160.14	156.73	(3.41)					(3.41)
		09/12/2019	15/09/2022	FI	75	150.14	146.93	(3.21)					(3.21)
		09/01/2020	15/09/2022	FI	72	144.19	141.05	(3.14)					(3.14)
		10/02/2020	15/09/2022	FI	97	194.12	190.03	(4.09)					(4.09)
		09/03/2020	15/09/2022	FI	78	156.08	152.81	(3.27)					(3.27)
Total for MXT					18,608	37,217.81	36,454.72	(763.09)					(763.09)
PTG	Proptech Group Limited FPO												

REALISED CAPITAL GAINS / LOSSES

(* CGT discount factor for this account is 33.33%.)

Code	Security Name	Purchase Date	Sale Date	Tax Lot Method	Quantity	Cost Base \$	Sale Amount \$	Gross Result \$	Short Gain <12 months \$	Discounted Gain \$*	Indexed Gain \$	Pre CGT Gain/Loss \$	CGT Loss \$
		06/07/2021	22/02/2023	FI	20,000	14,400.00	12,000.00	(2,400.00)					(2,400.00)
Total for PTG					20,000	14,400.00	12,000.00	(2,400.00)					(2,400.00)
TOTALS						123,462.53	126,091.19	2,628.66		4,057.39			(3,457.43)
						Cost Base	Sale Amount	Gross Result	Short Gain <12 months	Discounted Gain*	Indexed Gain	Pre CGT Gain/Loss	CGT Loss
GRAND TOTALS ALL REALISED CAPITAL GAINS/LOSSES						123,462.53	126,091.19	2,628.66		4,057.39			(3,457.43)



Notice of intent to claim or vary a deduction for personal super contributions

COMPLETING THIS STATEMENT

- Print clearly using a black pen only.
- Use BLOCK LETTERS and print one character per box.
- Place in ALL applicable boxes.

! The instructions contain important information about completing this notice. Refer to them for more information about how to complete and lodge this notice.

Section A: Your details

1 Tax file number (TFN)

204 055 447

! The ATO does not collect this information provided on this form. This form is to assist you in providing details to your super fund. Your super fund is authorised to request your personal details, including your TFN, under the *Superannuation Industry (Supervision) Act 1993*, the *Income Tax Assessment Act 1997* and the *Taxation Administration Act 1953*. It is not an offence not to provide your TFN. However, if you do not provide your TFN, and your super fund doesn't already hold your TFN, they will not be permitted to accept the contribution(s) covered by this notice. For more information about your privacy please contact the entity you are providing this form to.

2 Name

Title: Mr Mrs Miss Ms Other

Family name
NORMAN

First given name
NICHOLAS

Other given names
WILLIAM

3 Date of birth Day Month Year
02 / 02 / 1973

4 Current postal address

1402 / 588 OXFORD STREET

Suburb/town/locality
BONDI JUNCTION

State/territory
NSW (Australia only)

Postcode
2022 (Australia only)

Country if outside of Australia

5 Daytime phone number (include area code) 0408188818

Section B: Super fund's details

6 Fund name

THE NICK NORMAN SUPER FUND

7 Fund Australian business number (ABN) 12 234 629 749

8 Member account number

9 Unique Superannuation Identifier (USI) (if known)

Section C: Contribution details

10 Personal contribution details

Is this notice varying an earlier notice? No Yes

If you answered 'No' complete the Original Notice to Claim a Tax Deduction section below.
If you answered 'Yes' complete the Variation of previous valid notice of intent section below.

ORIGINAL NOTICE TO CLAIM A TAX DEDUCTION

11 Financial year ended 30 June 20

12 My personal contributions to this fund in the above financial year \$, 0 0

13 The amount of these personal contributions I will be claiming as a tax deduction \$, 0 0

Section D: Declaration

This form has a declaration where you say the information in it is correct and complete. Please review the information before you sign the declaration. If you provide false or misleading information, or fail to take reasonable care, you may be liable to administrative penalties imposed by taxation law.

INTENTION TO CLAIM A TAX DEDUCTION

! Complete this declaration if you have not previously lodged a valid notice with your super fund for these contributions.

I declare that at the time of lodging this notice:

- I intend to claim the personal contributions stated as a tax deduction
- I am a current member of the identified super fund
- the identified super fund currently holds these contributions and has not begun to pay a superannuation income stream based in whole or part on these contributions
- I have not included any of the contributions in an earlier valid notice.

I declare that I am lodging this notice at the earlier of either:

- before the end of the day that I lodged my income tax return for the income year in which the personal contributions were made, or
 - before the end of the income year following the year in which the contribution was made.
- I declare that the information given on this notice is correct and complete.*

Name (Print in BLOCK LETTERS)

Signature

Date

Day: / Month: / Year:

➤ Send your completed notice to your super fund. Do not send it to us. The information on this notice is for you and your super fund. We don't collect this information; we only provide a format for you to provide the information to your super fund.

VARIATION OF PREVIOUS VALID NOTICE OF INTENT

14 Financial year ended 30 June 20

15 My personal contributions to this fund in the above financial year \$, 0

16 The amount of these personal contributions claimed in my original notice of intent \$, 0

17 The amount of these personal contributions I will now be claiming as a tax deduction \$, 0



Agent ROACH & BRUCE CONSULTING
P/L
Client THE TRUSTEE FOR THE NICK
NORMAN SUPER FUND
ABN 12 234 029 749
TFN 458 706 585

Activity statement 004

Date generated	09 October 2023
Overdue	\$0.00
Not yet due	\$0.00
Balance	\$0.00

Transactions

13 results found - from **09 October 2021** to **09 October 2023** sorted by **processed date** ordered **newest to oldest**

Processed date	Effective date	Description	Debit (DR)	Credit (CR)	Balance
1 Mar 2023	28 Feb 2023	Payment received		\$369.00	\$0.00
1 Mar 2023	28 Feb 2023	Original Activity Statement for the period ending 31 Dec 22 - PAYG Instalments	\$369.00		\$369.00 DR
1 Nov 2022	28 Oct 2022	Payment received		\$369.00	\$0.00
30 Oct 2022	28 Oct 2022	Original Activity Statement for the period ending 30 Sep 22 - PAYG Instalments	\$369.00		\$369.00 DR
2 Aug 2022	2 Aug 2022	General interest charge			\$0.00
31 Jul 2022	28 Jul 2022	Original Activity Statement for the period ending 30 Jun 22 - PAYG Instalments	\$362.00		\$0.00
29 Jul 2022	28 Jul 2022	Payment received		\$362.00	\$362.00 CR
3 May 2022	3 May 2022	General interest charge			\$0.00
1 May 2022	28 Apr 2022	Original Activity Statement for the period ending 31 Mar 22 - PAYG Instalments	\$362.00		\$0.00
29 Apr 2022	28 Apr 2022	Payment received		\$362.00	\$362.00 CR
7 Mar 2022	7 Mar 2022	General interest charge			\$0.00

Processed date	Effective date	Description	Debit (DR)	Credit (CR)	Balance
7 Mar 2022	28 Feb 2022	Original Activity Statement for the period ending 31 Dec 21 - PAYG Instalments	\$362.00		\$0.00
2 Mar 2022	28 Feb 2022	Payment received		\$362.00	\$362.00 CR



Australian Government
Australian Taxation Office

Agent ROACH & BRUCE CONSULTING
P/L
Client THE TRUSTEE FOR THE NICK
NORMAN SUPER FUND
ABN 12 234 029 749
TFN 458 706 585

Income tax 002

Date generated	09 October 2023
Overdue	\$0.00
Not yet due	\$0.00
Balance	\$0.00

Transactions

4 results found - from **09 October 2021** to **09 October 2023** sorted by **processed date** ordered **newest to oldest**

Processed date	Effective date	Description	Debit (DR)	Credit (CR)	Balance
9 Jan 2023	12 Jan 2023	EFT refund for Income Tax for the period from 01 Jul 21 to 30 Jun 22	\$7,942.36		\$0.00
9 Jan 2023	9 Jan 2023	Tax return Self Man Superfund - Income Tax for the period from 01 Jul 21 to 30 Jun 22		\$7,942.36	\$7,942.36 CR
17 May 2022	16 May 2022	Payment received		\$1,709.12	\$0.00
10 Nov 2021	16 May 2022	Tax return Self Man Superfund - Income Tax for the period from 01 Jul 20 to 30 Jun 21	\$1,709.12		\$1,709.12 DR



Australian Government
Australian Taxation Office

PAYG Instalments report 2023

Tax Agent 66576009
Last Updated 30/09/2023

TFN	Client Name	Quarter 1 (\$)	Quarter 2 (\$)	Quarter 3 (\$)	Quarter 4 (\$)	Total Instalment (\$)
458706585	THE TRUSTEE FOR THE NICK NORMAN SUPER FUND	369.00	369.00	Not Applicable	Not Applicable	738.00

Total No of Clients: 1



Australian Government
Australian Taxation Office

Agent ROACH & BRUCE CONSULTING
P/L
Client THE TRUSTEE FOR THE NICK
NORMAN SUPER FUND
ABN 12 234 029 749

Print activity statement

Account	Period	Document ID	GST accounting method
Activity statement – 004 – THE TRUSTEE FOR THE NICK NORMAN SUPER FUND	Jul 2022 – Sep 2022	52810786384	Cash

Payment due date 28 October 2022

Statement summary

Description	Reported Value	Owed to ATO	Owed by ATO
Goods and services tax (GST)			
1A Owed to ATO		\$0.00	
1B Owed by ATO			\$231.00
G1 Total sales	\$0.00		
Does this include GST?	No		
PAYG income tax instalment			
5A Owed to ATO		\$369.00	
5B Owed by ATO			\$0.00
T7 Instalment amount – Based on the notional tax \$ 1,450.12 from the 2021 assessment.	\$369.00		

Amount owing to ATO

\$138.00

Declaration

- > I THE TRUSTEE FOR THE NICK NORMAN SUPER FUND authorise ROACH & BRUCE CONSULTING P/L to give the Jul 2022 – Sep 2022 activity statement to the Commissioner of Taxation for 004 – THE TRUSTEE FOR THE NICK NORMAN SUPER FUND.
- > I declare that the information provided for the preparation of this activity statement is true and correct.
- > I am authorised to make this declaration.

Signed: _____

Date: _____

The Nick Norman Super Fund
ABN: 12 234 029 749
Activity Statement Preparation Report - Detail
For the period 1 July 2022 to 30 September 2022

GST Detail

Description	Return Item	Gross (Inc GST)	GST
<i>Income (GST Collected)</i>			
<i>Sales Detail</i>			
INTEREST PAID		0.71	0.00
INTEREST PAID		5.21	0.00
INTEREST PAID		8.84	0.00
Interest Earned - Macquarie CMA		11.82	0.00
Interest Earned - Macquarie CMA		44.20	0.00
Interest Earned - Macquarie CMA		19.76	0.00
Qube Holdings Limited Subordinated Notes - Interest Payment		193.98	0.00
Total Sales	G1	284.52	0.00
<i>Export Sales Detail</i>			
Nil			
Export Sales	G2		
<i>Other GST-Free Sales Detail</i>			
Other GST-Free Sales	G3		
Total GST Collect on Sales	1A		0.00
<i>Outgoings (GST Paid)</i>			
<i>Capital Purchases Detail</i>			
Nil			
Capital Purchases	G10		
<i>Non-Capital Purchases Detail</i>			
BPAY ASIC ASIC Fee 2022		56.00	0.00
Wealth fees - September 2022		2,838.76	193.55
Purchase of 1522 of TCL @ \$12.75		110.00	7.50
Purchase of 629 of WDS @ \$30.20		110.00	7.50
Purchase of 500 of BHP @ \$40.85		110.00	7.50
Sale of 4242 units of HPI @ \$3.15		110.00	7.50
Sale of 18608 units of MXT @ \$1.965		110.00	7.50
Non-Capital Purchases	G11	3,444.76	231.05
Total GST Paid on Purchases	1B		231.05

The Nick Norman Super Fund
ABN: 12 234 029 749
Activity Statement Preparation Report - Detail
For the period 1 July 2022 to 30 September 2022

PAYG Withholding Tax Detail

Description	Return Item	Gross	Tax Withheld
Benefit Payment Detail			
<i>Nicholas Norman</i>			
			0.00
Total Benefit Payments	W1		
Amounts withheld from benefit payments (W1)	W2		0.00
Total Amounts Withheld	W5		0.00



Australian Government
Australian Taxation Office

Agent ROACH & BRUCE CONSULTING
P/L
Client THE TRUSTEE FOR THE NICK
NORMAN SUPER FUND
ABN 12 234 029 749

Print activity statement

Account	Period	Document ID	GST accounting method
Activity statement – 004 – THE TRUSTEE FOR THE NICK NORMAN SUPER FUND	Oct 2022 – Dec 2022	52810786465	Cash

Payment due date 28 February 2023

Statement summary

Description	Reported Value	Owed to ATO	Owed by ATO
Goods and services tax (GST)			
1A Owed to ATO		\$0.00	
1B Owed by ATO			\$183.00
G1 Total sales	\$0.00		
Does this include GST?	No		
PAYG income tax instalment			
5A Owed to ATO		\$369.00	
5B Owed by ATO			\$0.00
T7 Instalment amount – Based on the notional tax \$ 1,450.12 from the 2021 assessment.	\$369.00		

Amount owing to ATO

\$186.00

Declaration

- > I THE TRUSTEE FOR THE NICK NORMAN SUPER FUND authorise ROACH & BRUCE CONSULTING P/L to give the Oct 2022 – Dec 2022 activity statement to the Commissioner of Taxation for 004 – THE TRUSTEE FOR THE NICK NORMAN SUPER FUND.
- > I declare that the information provided for the preparation of this activity statement is true and correct.
- > I am authorised to make this declaration.

Signed: _____

Date: _____

The Nick Norman Super Fund
ABN: 12 234 029 749
Activity Statement Preparation Report - Detail
For the period 1 October 2022 to 31 December 2022

GST Detail

Description	Return Item	Gross (Inc GST)	GST
<i>Income (GST Collected)</i>			
<u>Sales Detail</u>			
INTEREST PAID		10.94	0.00
INTEREST PAID		10.32	0.00
INTEREST PAID		10.33	0.00
Interest Earned - Macquarie CMA		102.99	0.00
Interest Earned - Macquarie CMA		61.44	0.00
Interest Earned - Macquarie CMA		67.20	0.00
Qube Holdings Limited Subordinated Notes - Interest Payment		273.13	0.00
Total Sales	G1	536.35	0.00
<u>Export Sales Detail</u>			
Nil			
Export Sales	G2		
<u>Other GST-Free Sales Detail</u>			
Other GST-Free Sales	G3		
Total GST Collect on Sales	1A		0.00
<i>Outgoings (GST Paid)</i>			
<u>Capital Purchases Detail</u>			
Nil			
Capital Purchases	G10		
<u>Non-Capital Purchases Detail</u>			
Wealth fees - December 2022		2,687.12	183.21
Non-Capital Purchases	G11	2,687.12	183.21
Total GST Paid on Purchases	1B		183.21

The Nick Norman Super Fund
ABN: 12 234 029 749
Activity Statement Preparation Report - Detail
For the period 1 October 2022 to 31 December 2022

PAYG Withholding Tax Detail

Description	Return Item	Gross	Tax Withheld
Benefit Payment Detail			
<i>Nicholas Norman</i>			
			0.00
Total Benefit Payments	W1		
Amounts withheld from benefit payments (W1)	W2		0.00
Total Amounts Withheld	W5		0.00



Australian Government
Australian Taxation Office

Agent ROACH & BRUCE CONSULTING
P/L
Client THE TRUSTEE FOR THE NICK
NORMAN SUPER FUND
ABN 12 234 029 749

Print activity statement

Account	Period	Document ID	GST accounting method
Activity statement – 004 – THE TRUSTEE FOR THE NICK NORMAN SUPER FUND	Jan 2023 – Mar 2023	52810786627	Cash

Payment due date 26 May 2023

Statement summary

Description	Reported Value	Owed to ATO	Owed by ATO
Goods and services tax (GST)			
1A Owed to ATO		\$0.00	
1B Owed by ATO			\$529.00
G1 Total sales	\$0.00		
Does this include GST?	No		

Refund amount

\$529.00

This amount is refundable (it may be offset against any other tax debt).

Declaration

- > I THE TRUSTEE FOR THE NICK NORMAN SUPER FUND authorise ROACH & BRUCE CONSULTING P/L to give the Jan 2023 – Mar 2023 activity statement to the Commissioner of Taxation for 004 – THE TRUSTEE FOR THE NICK NORMAN SUPER FUND.
- > I declare that the information provided for the preparation of this activity statement is true and correct.
- > I am authorised to make this declaration.

Signed: _____

Date: _____

The Nick Norman Super Fund
ABN: 12 234 029 749
Activity Statement Preparation Report - Detail
For the period 1 January 2023 to 31 March 2023

GST Detail

Description	Return Item	Gross (Inc GST)	GST
<i>Income (GST Collected)</i>			
<i>Sales Detail</i>			
QUBHA Interest Payment		319.66	0.00
INTEREST PAID		12.30	0.00
INTEREST PAID		14.50	0.00
INTEREST PAID		11.14	0.00
Interest Earned - Macquarie CMA		73.60	0.00
Interest Earned - Macquarie CMA		97.50	0.00
Interest Earned - Macquarie CMA		122.92	0.00
Total Sales	G1	651.62	0.00
<i>Export Sales Detail</i>			
Nil			
Export Sales	G2		
<i>Other GST-Free Sales Detail</i>			
Other GST-Free Sales	G3		
Total GST Collect on Sales	1A		0.00
<i>Outgoings (GST Paid)</i>			
<i>Capital Purchases Detail</i>			
Nil			
Capital Purchases	G10		
<i>Non-Capital Purchases Detail</i>			
Super Audits Nick Norman SMSF Audit Fee		330.00	0.00
Wealth fees - March 2023		2,955.72	201.52
Purchase of 2500 of MP1 @ \$5.93		110.00	7.50
Purchase of 14250 of AZJ @ \$3.47		110.00	7.50
Purchase of 28000 of GHYZZ @ \$0.50		110.00	7.50
Sale of 500 units of HUB @ \$29.00		110.00	7.50
Sale of 2187 units of FMG @ \$22.91		110.00	7.50
Roach & Bruce Consulting Pty Ltd NickNorma		275.00	0.00
Roach & Bruce Consulting Pty Ltd NickNorma		198.00	0.00
Roach & Bruce Consulting Pty Ltd NickNorma		2,475.00	168.75
Roach & Bruce Consulting Pty Ltd NickNorma		1,782.00	121.50
Non-Capital Purchases	G11	8,565.72	529.27
Total GST Paid on Purchases	1B		529.27

The Nick Norman Super Fund
ABN: 12 234 029 749
Activity Statement Preparation Report - Detail
For the period 1 January 2023 to 31 March 2023

PAYG Withholding Tax Detail

Description	Return Item	Gross	Tax Withheld
Benefit Payment Detail			
<i>Nicholas Norman</i>			
LumpSum	Release Authority	2,512.50	0.00
LumpSum	Release Authority	1,235.50	0.00
LumpSum	Release Authority	379.21	0.00
		4,127.21	0.00
Total Benefit Payments	W1	4,127.21	
Amounts withheld from benefit payments (W1)	W2		0.00
Total Amounts Withheld	W5		0.00



Australian Government
Australian Taxation Office

Agent ROACH & BRUCE CONSULTING
P/L
Client THE TRUSTEE FOR THE NICK
NORMAN SUPER FUND
ABN 12 234 029 749

Print activity statement

Account	Period	Document ID	GST accounting method
Activity statement – 004 – THE TRUSTEE FOR THE NICK NORMAN SUPER FUND	Apr 2023 – Jun 2023	52810786797	Cash

Payment due date 25 August 2023

Statement summary

Description	Reported Value	Owed to ATO	Owed by ATO
Goods and services tax (GST)			
1A Owed to ATO		\$0.00	
1B Owed by ATO			\$217.00
G1 Total sales	\$0.00		
Does this include GST?	No		

Refund amount

\$217.00

This amount is refundable (it may be offset against any other tax debt).

Declaration

- > I THE TRUSTEE FOR THE NICK NORMAN SUPER FUND authorise ROACH & BRUCE CONSULTING P/L to give the Apr 2023 – Jun 2023 activity statement to the Commissioner of Taxation for 004 – THE TRUSTEE FOR THE NICK NORMAN SUPER FUND.
- > I declare that the information provided for the preparation of this activity statement is true and correct.
- > I am authorised to make this declaration.

Signed: _____

Date: _____

The Nick Norman Super Fund
ABN: 12 234 029 749
Activity Statement Preparation Report - Detail
For the period 1 April 2023 to 30 June 2023

GST Detail

Description	Return Item	Gross (Inc GST)	GST
<i>Income (GST Collected)</i>			
<i>Sales Detail</i>			
QUBHA Interest Payment		333.14	0.00
INTEREST PAID		8.70	0.00
INTEREST PAID		10.30	0.00
INTEREST PAID		9.86	0.00
Interest Earned - Macquarie CMA		105.72	0.00
Interest Earned - Macquarie CMA		135.25	0.00
Interest Earned - Macquarie CMA		104.32	0.00
Total Sales	G1	707.29	0.00
<i>Export Sales Detail</i>			
Nil			
Export Sales	G2		
<i>Other GST-Free Sales Detail</i>			
Other GST-Free Sales	G3		
Total GST Collect on Sales	1A		0.00
<i>Outgoings (GST Paid)</i>			
<i>Capital Purchases Detail</i>			
Nil			
Capital Purchases	G10		
<i>Non-Capital Purchases Detail</i>			
SMSF Supervisory Levy		259.00	0.00
TFR Westpac Cho Refund 2022 ECC		(379.21)	0.00
Wealth fees - June 2023		2,948.66	201.04
Purchase of 38 of CSL @ \$277.15		110.00	7.50
Purchase of 203 of RHC @ \$57.665025		110.00	7.50
Non-Capital Purchases	G11	3,048.45	216.04
Total GST Paid on Purchases	1B		216.04

The Nick Norman Super Fund
ABN: 12 234 029 749
Activity Statement Preparation Report - Detail
For the period 1 April 2023 to 30 June 2023

PAYG Withholding Tax Detail

Description	Return Item	Gross	Tax Withheld
Benefit Payment Detail			
<i>Nicholas Norman</i>			
			0.00
Total Benefit Payments	W1		
Amounts withheld from benefit payments (W1)	W2		0.00
Total Amounts Withheld	W5		0.00

The Nick Norman Super Fund
ABN: 12 234 029 749
Activity Statement Preparation Report - Detail
For the period 1 July 2022 to 30 June 2023

GST Detail

Description	Return Item	Gross (Inc GST)	GST
<i>Income (GST Collected)</i>			
<u>Sales Detail</u>			
QUBHA Interest Payment		319.66	0.00
INTEREST PAID		0.71	0.00
INTEREST PAID		5.21	0.00
INTEREST PAID		8.84	0.00
INTEREST PAID		10.94	0.00
QUBHA Interest Payment		333.14	0.00
INTEREST PAID		10.32	0.00
INTEREST PAID		10.33	0.00
INTEREST PAID		12.30	0.00
INTEREST PAID		14.50	0.00
INTEREST PAID		11.14	0.00
INTEREST PAID		8.70	0.00
INTEREST PAID		10.30	0.00
INTEREST PAID		9.86	0.00
Interest Earned - Macquarie CMA		11.82	0.00
Interest Earned - Macquarie CMA		44.20	0.00
Interest Earned - Macquarie CMA		19.76	0.00
Interest Earned - Macquarie CMA		73.60	0.00
Interest Earned - Macquarie CMA		105.72	0.00
Interest Earned - Macquarie CMA		97.50	0.00
Interest Earned - Macquarie CMA		102.99	0.00
Interest Earned - Macquarie CMA		122.92	0.00
Interest Earned - Macquarie CMA		135.25	0.00
Interest Earned - Macquarie CMA		104.32	0.00
Interest Earned - Macquarie CMA		61.44	0.00
Interest Earned - Macquarie CMA		67.20	0.00
Qube Holdings Limited Subordinated Notes - Interest Payment		193.98	0.00
Qube Holdings Limited Subordinated Notes - Interest Payment		273.13	0.00
Total Sales	G1	2,179.78	0.00
<u>Export Sales Detail</u>			
Nil			
Export Sales	G2		
<u>Other GST-Free Sales Detail</u>			
Other GST-Free Sales	G3		
Total GST Collect on Sales	1A		0.00

Outgoings (GST Paid)

Capital Purchases Detail

Nil			
Capital Purchases	G10		

The Nick Norman Super Fund
ABN: 12 234 029 749
Activity Statement Preparation Report - Detail
For the period 1 July 2022 to 30 June 2023

Non-Capital Purchases Detail

SMSF Supervisory Levy		259.00	0.00
BPAY ASIC ASIC Fee 2022		56.00	0.00
Super Audits Nick Norman SMSF Audit Fee		330.00	0.00
TFR Westpac Cho Refund 2022 ECC		(379.21)	0.00
Wealth fees - June 2023		2,948.66	201.04
Wealth fees - March 2023		2,955.72	201.52
Wealth fees - December 2022		2,687.12	183.21
Wealth fees - September 2022		2,838.76	193.55
Purchase of 38 of CSL @ \$277.15		110.00	7.50
Purchase of 203 of RHC @ \$57.665025		110.00	7.50
Purchase of 2500 of MP1 @ \$5.93		110.00	7.50
Purchase of 14250 of AZJ @ \$3.47		110.00	7.50
Purchase of 1522 of TCL @ \$12.75		110.00	7.50
Purchase of 28000 of GHYZZ @ \$0.50		110.00	7.50
Purchase of 629 of WDS @ \$30.20		110.00	7.50
Purchase of 500 of BHP @ \$40.85		110.00	7.50
Sale of 500 units of HUB @ \$29.00		110.00	7.50
Sale of 2187 units of FMG @ \$22.91		110.00	7.50
Sale of 4242 units of HPI @ \$3.15		110.00	7.50
Sale of 18608 units of MXT @ \$1.965		110.00	7.50
Roach & Bruce Consulting Pty Ltd NickNorma		275.00	0.00
Roach & Bruce Consulting Pty Ltd NickNorma		198.00	0.00
Roach & Bruce Consulting Pty Ltd NickNorma		2,475.00	168.75
Roach & Bruce Consulting Pty Ltd NickNorma		1,782.00	121.50
Non-Capital Purchases	G11	17,746.05	1,159.57
Total GST Paid on Purchases	1B		1,159.57

The Nick Norman Super Fund
ABN: 12 234 029 749
Activity Statement Preparation Report - Detail
For the period 1 July 2022 to 30 June 2023

PAYG Withholding Tax Detail

Description	Return Item	Gross	Tax Withheld
Benefit Payment Detail			
<i>Nicholas Norman</i>			
LumpSum	Release Authority	2,512.50	0.00
LumpSum	Release Authority	1,235.50	0.00
LumpSum	Release Authority	379.21	0.00
		4,127.21	0.00
Total Benefit Payments	W1	4,127.21	
Amounts withheld from benefit payments (W1)	W2		0.00
Total Amounts Withheld	W5		0.00



MR NICHOLAS W NORMAN
C/- ROACH & BRUCE CONSULTING PTY LTD
SUITE 7 LEVEL 5 66 HUNTER ST
SYDNEY NSW 2000

Our reference: 7135617396924
Phone: 13 10 20
Website: ato.gov.au/division293
TFN: 204 055 447
13 January 2023

Additional tax on concessional contributions (Division 293) notice for 2021-22

Dear NICHOLAS

There is an additional tax on super contributions which reduces the tax concession for individuals whose combined income and contributions are more than the \$250,000 threshold.

Why does the additional tax apply to you

For the 2021-22 financial year, your combined income and super contributions were more than \$250,000. This means you now have to pay an additional tax of 15% on your concessional contributions.

How much additional tax do you need to pay

Your additional tax for this notice is:

Taxable super contributions	\$8,236.83
Additional tax due and payable	\$1,235.50
Due date for payment	06 February 2023

Your Payment Reference Number for this amount is: 5510 0204 0554 4736 11

What you need to do now

There are two options for making a payment (your payment can be made using any combination of these):

1. Pay with your own money
2. Elect to release money from any of your existing super balances by completing a Division 293 election form online, instructions to do this are on the final page of this notice.

HOW TO PAY

Your payment reference number (PRN) is: 551002040554473611

BPAY®



Bill code: 75556
Ref: 551002040554473611

Telephone & Internet Banking – BPAY®

Contact your bank or financial institution to make this payment from your cheque, savings, debit or credit card account.
More info: www.bpay.com.au

CREDIT OR DEBIT CARD

Pay online with your credit or debit card at www.governmenteasypay.gov.au/PayATO

To pay by phone, call the Government EasyPay service on **1300 898 089**.

A card payment fee applies.

For other payment options, visit ato.gov.au/paymentoptions

RELEASE MONEY FROM SUPER

You can ask your fund to pay some or all of the amount from your existing super balance. To do this, access our online services through myGov and complete the Division 293 election form.

Division 293 tax notice of assessment

Income Tax Assessment Act 1997 and Schedule 1 of the Taxation Administration Act 1953

This is your Division 293 tax assessment for the year ended 30 June 2022.

Your additional tax (Division 293 tax) is 15% of your taxable super contributions. Your taxable super contributions are only those Division 293 super contributions that are above the threshold.

Division 293 income (see below)		\$438,330.00	(a)
Division 293 super contributions (see below)		\$8,236.83	(b)
Combined income and super contributions	(a) + (b)	\$446,566.83	(c)
Less the Division 293 threshold		\$250,000.00	(d)
Amount above the threshold	(c) - (d)	\$196,566.83	(e)
Taxable super contributions	the lesser of (b) or (e)	\$8,236.83	(f)
ADDITIONAL TAX	(f) x 15%	\$1,235.50	

Yours sincerely
Melinda Smith
Deputy Commissioner of Taxation

(a) Division 293 income

Your Division 293 income is your taxable income from your income tax return.

(b) Division 293 super contributions

Your Division 293 super contributions are the total of all your concessional contributions.

Your concessional contributions

AUSTRALIANSUPER 1073706891	Employer contributions	\$8,236.83
DIVISION 293 SUPER CONTRIBUTIONS		\$8,236.83

Avoid interest charges

- › You need to pay the due and payable amount by the due date to avoid paying interest charges.
- › Though your election form is valid for 60 days you still need to pay by the due date to avoid interest charges.

Releasing money from super

To release money from any of your existing super balances you can access our ATO online services through myGov and complete the Division 293 election form before 14 March 2023.

When you complete the election form we will ask your nominated super fund(s) to release the amount you elected and send the money to us.

If you are not already registered with myGov visit our website at ato.gov.au/online-services to register.

You can also download the form via our website ato.gov.au/div293electionform, or order the form via our website ato.gov.au/online-ordering, and send it to us.

View your online statement of account

To view your tax and super accounts online all you need is a myGov account linked to our ATO online services.

If you are not already registered with myGov visit our website at ato.gov.au/online-services to register.

If you have a tax agent, they can also view your tax and super accounts through the Tax Agent Portal.

If you disagree

If you disagree with:

- › the income we have used, you will need to review your income tax return.
- › the contributions reported, contact your super fund.
- › our assessment, you can lodge an objection. Visit ato.gov.au/objections to find out more. If you do lodge an objection to the assessment you still need to pay the due and payable amount by the due date.

Find out more

For more information about Division 293 tax:

- › visit ato.gov.au/division293
- › phone us on **13 10 20** between 8:00am and 6:00pm, Monday to Friday.

Visit our website at ato.gov.au/contactus for more contact options.



MR NICHOLAS W NORMAN
C/- ROACH & BRUCE CONSULTING PTY LTD
SUITE 7 LEVEL 5 66 HUNTER ST
SYDNEY NSW 2000

Our reference: 7135946313706
Phone: 13 10 20
Website: ato.gov.au/division293
TFN: 204 055 447
30 January 2023

Additional tax on concessional contributions (Division 293) **amended** notice for 2021-22

Dear NICHOLAS

There is an additional tax on super contributions which reduces the tax concession for individuals whose combined income and contributions are more than the \$250,000 threshold.

The additional tax previously calculated on your concessional super contributions has been amended.

Why have we amended your additional tax

The super contributions reported by your fund for the 2021-22 financial year have changed. This changes the calculation of additional tax we previously sent you on 13 January 2023.

How much extra additional tax do you need to pay

Your additional tax for this notice is:

Increase in taxable super contributions	\$16,750.00
Extra additional tax due and payable	\$2,512.50
Due date for payment	23 February 2023
Your Payment Reference Number for this amount is:	5510 0204 0554 4736 11

What you need to do now

The extra additional tax needs to be paid by the due date, see over the page for further details.

The extra amount is in addition to due and payable amounts we have previously advised you of. For full details of your accounts with us visit our website at ato.gov.au/online services, see the final page for further information.

HOW TO PAY

Your payment reference number (PRN) is: 551002040554473611

BPAY®



Bill code: 75556
Ref: 551002040554473611

Telephone & Internet Banking – BPAY®

Contact your bank or financial institution to make this payment from your cheque, savings, debit or credit card account.
More info: www.bpay.com.au

CREDIT OR DEBIT CARD

Pay online with your credit or debit card at www.governmenteasypay.gov.au/PayATO

To pay by phone, call the Government EasyPay service on **1300 898 089**.

A card payment fee applies.

For other payment options, visit ato.gov.au/paymentoptions

RELEASE MONEY FROM SUPER

You can ask your fund to pay some or all of the amount from your existing super balance. To do this, access our online services through myGov and complete the Division 293 election form.

Your payment options

There are two options for making a payment (your payment can be made using any combination of these):

1. Pay with your own money
2. Elect to release money from any of your existing super balances by completing a Division 293 election form online, instructions to do this are on the final page of this notice.

Amended Division 293 tax notice of assessment

Income Tax Assessment Act 1997 and Schedule 1 of the Taxation Administration Act 1953

This is an amendment to your Division 293 tax assessment for the year ended 30 June 2022.

Your additional tax (Division 293 tax) is 15% of your taxable super contributions. Your taxable super contributions are only those Division 293 super contributions that are above the threshold.

Division 293 income (see below)		\$438,330.00	(a)
Division 293 super contributions (see below)		\$24,986.83	(b)
Combined income and super contributions	(a) + (b)	\$463,316.83	(c)
Less the Division 293 threshold		\$250,000.00	(d)
Amount above the threshold	(c) - (d)	\$213,316.83	(e)
Amended taxable super contributions	the lesser of (b) or (e)	\$24,986.83	(f)
Previous taxable super contributions		\$8,236.83	
Increase in taxable super contributions		\$16,750.00	
AMENDED ADDITIONAL TAX	(f) x 15%	\$3,748.00	
PREVIOUS ADDITIONAL TAX		\$1,235.50	
EXTRA ADDITIONAL TAX		\$2,512.50	

Yours sincerely
Melinda Smith
Deputy Commissioner of Taxation

(a) Division 293 income

Your Division 293 income is your taxable income from your income tax return.

(b) Division 293 super contributions

Your Division 293 super contributions are the total of all your concessional contributions.

Your concessional contributions

THE NICK NORMAN SUPER FUND SMSF112783272136	Employer contributions	\$16,750.00
AUSTRALIANSUPER 1073706891	Employer contributions	\$8,236.83
DIVISION 293 SUPER CONTRIBUTIONS		\$24,986.83

Avoid interest charges

- › You need to pay the due and payable amount by the due date to avoid paying interest charges.
- › Though your election form is valid for 60 days you still need to pay by the due date to avoid interest charges.

Releasing money from super

To release money from any of your existing super balances you can access our ATO online services through myGov and complete the Division 293 election form before 31 March 2023.

When you complete the election form we will ask your nominated super fund(s) to release the amount you elected and send the money to us.

If you are not already registered with myGov visit our website at ato.gov.au/onlineservices to register.

You can also download the form via our website ato.gov.au/div293electionform, or order the form via our website ato.gov.au/onlineordering, and send it to us.

Shortfall interest charge

Shortfall interest charge (SIC) applied on the extra additional tax due and payable from the time the additional tax would have been due, if it has been included in your original assessment, up until the issue of the amended assessment.

SIC has been calculated and imposed on your account. However, in this instance it has been reduced to nil because of your particular circumstances.

View your online statement of account

To view your tax and super accounts online all you need is a myGov account linked to our ATO online services.

If you are not already registered with myGov visit our website at ato.gov.au/onlineservices to register.

If you have a tax agent, they can also view your tax and super accounts through the Tax Agent Portal.

If you disagree

If you disagree with:

- › the income we have used, you will need to review your income tax return.
- › the contributions reported, contact your super fund.
- › our assessment, you can lodge an objection. Visit ato.gov.au/objections to find out more. If you do lodge an objection to the assessment you still need to pay the due and payable amount by the due date.

Find out more

For more information about Division 293 tax:

- › visit ato.gov.au/division293
- › phone us on **13 10 20** between 8:00am and 6:00pm, Monday to Friday.

Visit our website at ato.gov.au/contactus for more contact options.



MR NICHOLAS W NORMAN
C/- ROACH & BRUCE CONSULTING PTY LTD
SUITE 7 LEVEL 5 66 HUNTER ST
SYDNEY NSW 2000

Our reference: 7136652128467
Phone: 13 10 20
TFN: 204 055 447

24 February 2023

You made excess concessional (before tax) super contributions in 2020-21

Dear MR NORMAN

There is a cap on the amount of concessional (before tax) contributions you can make to your super each financial year without having to pay extra tax.

In the 2020-21 financial year, you have contributed more than the cap. This excess amount has been added to your income and we have updated your income tax notice of assessment. An excess concessional contributions charge has been applied as shown in the determination below.

Your determination

Your concessional contributions cap (See further information on the reverse of page 1)	\$25,000.00
Your concessional contributions	\$25,446.14
Your excess concessional contributions	\$446.14
Your excess concessional contributions charge	\$5.27
Period for which your charge was calculated	1 July 2020 to 20 March 2022

Further information

Concessional contributions cap

Your concessional contributions cap is the basic cap plus any unused carry forward amount you may have.

For more information about concessional contributions cap, visit our website www.ato.gov.au/carryforward or you may wish to seek professional advice.

Excess concessional contributions charge

We apply an excess concessional contributions charge because the tax on excess concessional contributions is collected later than normal income tax.

For more information about excess concessional contributions charge rate, visit our website, www.ato.gov.au/ecccharge

Discretion

If you believe your super contributions exceeded or will exceed the contributions cap due to special circumstances you can apply for a determination to have some or all of your contributions disregarded or allocated to another year.

For information about special circumstances and how to apply for a determination, visit our website www.ato.gov.au/discretions

Objection rights

You can write to us and object to the assessment if you disagree with the determination.

For more information about objections, visit our website, www.ato.gov.au/objections

If you disagree with our decision on your objection you can apply for an independent, external review. When we give you our decision we will let you know if you can apply to the Administrative Appeals Tribunal for a review or appeal to the Federal Court.

Your active super fund(s)

Superannuation fund name	Superannuation fund ABN	Unique super identifier	Member account identifier	Your reported account balance \$	Reported on	Insurance
THE NICK NORMAN SUPER FUND	12 234 029 749		SMSF112783272136	\$986773.05	30 Jun 2021	
AUSTRALIANSUPER	65 714 394 898	STA0100AU	1073706891	\$241565.81	30 Jun 2021	N
MLC MASTERKEY SUPER FUNDAMENTALS	70 732 426 024	70732426024101	54695750	\$0.00	30 Jun 2021	N

If you disagree with the information your super fund(s) provided to us, you can correct it. Go to www.ato.gov.au/eccc for more information on how to do this.

For more information

Visit our website, www.ato.gov.au/supercaps to find out more. If you have any questions, phone **13 10 20** between 8.00am and 6.00pm, Monday to Friday.

Yours sincerely

Emma Rosenzweig
Deputy Commissioner of Taxation



MR NICHOLAS W NORMAN
C/- ROACH & BRUCE CONSULTING PTY LTD
SUITE 7 LEVEL 5 66 HUNTER ST
SYDNEY NSW 2000

Our reference: 7136861157898
Phone: 13 10 20
TFN: 204 055 447

1 March 2023

Your amended excess non-concessional (after tax) superannuation contributions in 2021-22

Dear MR NORMAN

We have received updated information that you no longer have excess non-concessional (after tax) contributions.

Any amounts you may have previously released from your superannuation fund(s) do not need to be returned. You do not need to respond to this letter.

Your amended determination

Your Total Superannuation Balance at 30 June 2021	\$1,228,338.86
Non-concessional contributions cap	\$330,000.00
Non-concessional contributions	\$330,000.00
Excess non-concessional contributions for this determination	\$0.00
Excess non-concessional contributions tax (option 2)	\$0.00
Associated earnings amount	\$0.00
Associated earnings period	1 July 2021 to 23 January 2023
Associated earnings rate	7.04%
85% of Associated earnings amount	\$0.00
Total amount to be released	\$0.00
Amount already elected to be released	\$0.00
Amount to be released from your super fund(s) (option 1)	\$0.00

Further information

Associated earnings

The associated earnings amount is calculated on your excess non-concessional contributions amount and is to recognise that the excess amount has benefited from investment in your super fund(s).

For more information about associated earnings, visit our website, [**www.ato.gov.au/associatedearnings**](http://www.ato.gov.au/associatedearnings)

Objection rights

You can write to us and object to the assessment if you disagree with the determination.

For more information about objections, visit our website, [**www.ato.gov.au/objections**](http://www.ato.gov.au/objections)

If you disagree with our decision on your objection you can apply for an independent, external review. When we give you our decision we will let you know if you can apply to the Administrative Appeals Tribunal for a review or appeal to the Federal Court.

Your reported superannuation information:

Superannuation fund name	Superannuation fund ABN	Unique super identifier	Member account identifier	Your reported account balance \$	Reported on	Insurance
THE NICK NORMAN SUPER FUND	12 234 029 749		SMSF112783272136	\$1,094,783.36	30 Jun 2022	
AUSTRALIANSUPER	65 714 394 898	STA0100AU	1073706891	\$241,514.90	30 Jun 2022	N

If you disagree with the information your super fund(s) provided to us, you can correct it, go to www.ato.gov.au/eccc for more information on how to do this.

For more information

Visit our website, www.ato.gov.au/supercaps to find out more. If you have any questions phone **13 10 20** between 8.00am and 6.00pm, Monday to Friday.

Yours sincerely

Emma Rosenzweig
Deputy Commissioner of Taxation



MR NICHOLAS W NORMAN
C/- ROACH & BRUCE CONSULTING PTY LTD
SUITE 7 LEVEL 5 66 HUNTER ST
SYDNEY NSW 2000

Our reference: 7135944589326
Phone: 13 10 20
TFN: 204 055 447

23 January 2023

You made excess non-concessional (after tax) superannuation contributions in 2021-22

Dear MR NORMAN

There is a cap on the amount of non-concessional (after tax) contributions you can make to your super each financial year without having to pay extra tax.

In the 2021-22 financial year, you have contributed more than the cap and you need to decide what to do with your excess amounts.

Your determination

Your Total Superannuation Balance at 30 June 2021	\$1,228,338.86
Non-concessional contributions cap	\$199,553.86
Non-concessional contributions	\$330,000.00
Excess non-concessional contributions for this determination	\$130,446.14
Excess non-concessional contributions tax (option 2)	\$61,309.68
Associated earnings amount	\$15,213.00
Associated earnings period	1 July 2021 to 23 January 2023
Associated earnings rate	7.04%
85% of Associated earnings amount	\$12,931.05
Amount to be released from your super fund(s) (option 1)	\$143,377.19

Further information

Associated earnings

The associated earnings amount is calculated on your excess non-concessional contributions amount and is to recognise that the excess amount has benefited from investment in your super fund(s).

For more information about associated earnings, visit our website, [**www.ato.gov.au/associatedearnings**](http://www.ato.gov.au/associatedearnings)

Objection rights

You can write to us and object to the assessment if you disagree with the determination.

For more information about objections, visit our website, [**www.ato.gov.au/objections**](http://www.ato.gov.au/objections)

If you disagree with our decision on your objection you can apply for an independent, external review. When we give you our decision we will let you know if you can apply to the Administrative Appeals Tribunal for a review or appeal to the Federal Court.

What you need to do

For most people it is easiest to do nothing.

- We will approach your super fund(s) in order of which has the highest reported account balance at the time. We will ask them to release and send \$143,377.19 to us.

Depending on your account balance, this may result in your **super account(s) being closed and any associated insurance policies being cancelled.**

- We will also amend your 2021-22 income tax assessment to include your associated earnings amount of \$15,213.00. You will pay tax only on your associated earnings at your marginal tax rate and we'll use the money released to pay any tax or Australian government debts and refund any remaining balance to you.
- If you have no money in super, we will amend your 2021-22 income tax assessment to include your associated earnings amount. You will pay tax only on your associated earnings at your marginal tax rate.
- If we have exhausted all amounts from your super accounts and your only super interest left is held in a Defined Benefit Fund and the fund cannot or will not voluntarily release, we will send you an excess non-concessional contributions tax assessment.

Alternatively you can choose one of the following options by **27 March 2023**:

- **Option 1 – Release the excess from your super fund(s)**

Tell us which super fund(s) you would like \$143,377.19 released from.

We will ask your nominated super fund(s) to release and send \$143,377.19 to us. We will also amend your 2021-22 income tax assessment to include your associated earnings amount of \$15,213.00. You will pay tax only on your associated earnings at your marginal tax rate.

- **Option 2 – Release no amount in relation to the excess and be assessed for excess non-concessional contributions tax**

Your excess non-concessional contributions will be taxed at 47% and we will send you an excess non-concessional contributions tax assessment for \$61,309.68.

We will issue your super fund(s) with a release authority to pay your excess non-concessional contributions tax liability of \$61,309.68 and ask them to release and send the amount to us. Advise us which fund(s) you would like this amount released from.

If your nominated fund is unable to release the full amount of your excess non-concessional contributions tax liability we will attempt to release the balance from your other super funds. Where this is not possible, you will need to pay the liability from your own sources.

How to submit your choice

To release money from your super fund(s) log in to myGov and complete the *Excess non-concessional contributions election form*.

When you complete the election form we will ask your super fund(s) to release the amount you nominated and send the money to us.

If you are not already registered, go to www.ato.gov.au/onlineservices to register. Alternatively, you can download the form via our website www.ato.gov.au/enccelectionform or order the form via our website www.ato.gov.au/onlineordering and send it to us.

Your reported superannuation information:

Superannuation fund name	Superannuation fund ABN	Unique super identifier	Member account identifier	Your reported account balance \$	Reported on	Insurance
THE NICK NORMAN SUPER FUND	12 234 029 749		SMSF112783272136	\$1,094,783.36	30 Jun 2022	
AUSTRALIANSUPER	65 714 394 898	STA0100AU	1073706891	\$241,514.90	30 Jun 2022	N

If you disagree with the information your super fund(s) provided to us, you can correct it, go to www.ato.gov.au/eccc for more information on how to do this.

For more information

Visit our website, www.ato.gov.au/supercaps to find out more. If you have any questions phone **13 10 20** between 8.00am and 6.00pm, Monday to Friday.

Yours sincerely

Emma Rosenzweig
Deputy Commissioner of Taxation

Client name	NICK NORMAN SUPER FUND	Fin Accounts Prepared by	JEFFREY NG
Client code	NICKNOSF / 534	Date prepared	09-Oct-2023
Year ended	30-Jun-2023	Reviewed by	
SRN/HIN	X0077774025	Date reviewed	
Postcode	4001	Back to Cover	

Benefits Paid

b Did the member participate in early access to super?

Please Select

1.1 a Were there pension benefits paid to members during the financial year?

No

c Have you confirmed with the ATO, the tax free low rate cap of the Superannuation Lump Sum benefit for the following members?

Please Select

[Enter name of member 1]

[Enter name of member 2]

[Enter name of member 3]

[Enter name of member 4]

This amount is beneficial to members who have reached preservation age and are permanently retired (never intending to work again) as it is tax free. For the year ended 30 June 2019, 30 June 2020, 30 June 2021 & 30 June 2023 the thresholds are \$205,000, \$210,000, \$215,000 & \$230,000 respectively.

Was there also an accumulation account for more than one day?

Please Select

Client name	NICK NORMAN SUPER FUND	Fin Accounts Prepared by	JEFFREY NG
Client code	NICKNOSF / 534	Date prepared	09-Oct-2023
Year ended	30-Jun-2023	Reviewed by	
SRN/HIN	X0077774025	Date reviewed	
Postcode	4001	Back to Cover	

Minimum pension for the financial year beginning	01-Jul-2022	
Days in financial year	365.00	
Name of members		
Account ID (please use M0000X format)	M00001	M00002
Member's date of birth		
Age at beginning of financial year audited	122	122
Pension commencement date		
Is this a transition to retirement pension?	Please Select	Please Select
Days in pension during financial year		
Member's account balance at the end of the previous financial year or when pension is commenced		
Account based percentage for previous financial year	7.0%	7.0%
Minimum pension amount	-	-
Maximum pension amount		
Pension taken for the financial year ending 30 Jun 2023		

Client name	NICK NORMAN SUPER FUND	Fin Accounts Prepared by	JEFFREY NG
Client code	NICKNOSF / 534	Date prepared	09-Oct-2023
Year ended	30-Jun-2023	Reviewed by	
SRN/HIN	X0077774025	Date reviewed	
Postcode	4001	Back to Cover	

Minimum pension for the next financial year beginning

01-Jul-2023

Name of members	0	0
Account ID (please use M0000X format)	M00001	M00002
Age at beginning of next financial year	123	123
Is this a transition to retirement pension?	Please Select	Please Select
Member's account balance at the beginning of the financial year		
Account based percentage for next financial year	14.0%	14.0%
Minimum pension amount	-	-
Maximum pension amount		

1.2 Has the minimum pension requirement been met and paid out correctly?

[Please Select](#)

1.3 Was the pension paid consistent with prior years?

[Please Select](#)

1.4 Is the pension reversionary?

[Please Select](#)

1.5 Does the pension member have a Commonwealth Seniors Health Card?

[Please Select](#)

1.6 Was TBAR Reporting update to date? Add Relevant tag in Class Super.

[Please Select](#)

Creditors

2 & 3 Super fund does not have any creditors apart from tax liabilities (current and deferred) and/or accrued accounting/audit fees.

Borrowings

4 Reviewed records and reasonably confirm that there were no borrowings that would cause the

**The Nick Norman Super Fund
Pension Withdrawal Limits
For the Period 1 July 2022 to 30 June 2023**

Client name	NICK NORMAN SUPER FUND	Fin Accounts Prepared by	JEFFREY NG
Client code	NICKNOSF / 534	Date prepared	09-Oct-2023
Year ended	30-Jun-2023	Reviewed by	
SRN/HIN	X0077774025	Date reviewed	
Postcode	4001	Back to Cover	

1 Benefits (member's balances)

Reviewed member statements and agreed to financial report
Referred to attached Member Benefit Statements

Yes

2 Earnings

Reviewed member statements and confirmed that incomes and expenses have been recorded and allocated correctly to members accounts.

Yes

3 Reserves

All earnings were allocated to members accounts. Ensure reserves were permitted and recorded in the financial report in accordance with the trustees' policy.

N/A

4 Contributions

Confirmed all contributions received have been allocated to the correct members account. Otherwise must be rejected within 28 days after the end of the month in which it is received. Refer to Schedule N

Yes

5 External Superannuation Interests

Do the member(s) have superannuation interests outside of the SMSF?

Yes

Has this been entered into Class?

Yes

If No, enter into Class using the following steps: Select "Members" --> "Contribution Caps" --> "Edit" (bottom left corner) --> Under Total Superannuation Balance include it in the accumulation/retirement phase "External" box

6 Binding Death Benefit Nominations (BDBNs)

BDBNs have been reviewed and are still valid?
Ensure has been entered into Class Super

Yes

Note: Does the trust deed provide for non-lapsing BDBNs? All new and amended Trust Deeds from Patricia Holdings should have this, please check para 51.2.8 or relevant paragraph. Members without dependants should amend their deed immediately)

BDBNs can only be left to financial dependants Check trust deed in the event of death of member and there is no binding death nomination

Witnesses to the BDBNs should not be trustees or beneficiaries of the super fund i.e. independent

The Nick Norman Super Fund
(ABN: 12 234 029 749)

Consolidated Member Benefit Totals

Period	Member Account Details
1 July 2022 - 30 June 2023	Residential Address: 1402/588 Oxford Street Bondi Junction, NSW 2022
Member	Number: 1
Mr Nicholas William Norman	Date of Birth: 2 February 1973 Date Joined Fund: 2 June 2017 Eligible Service Date: 2 June 2017 Tax File Number Held: Yes

*Note: this report provides a consolidated view of the Member's interests in the SMSF
Refer to the Member Benefit Statements produced for each member account for further details*

Your Accounts

Withdrawal Benefit as at 1 Jul 2022	
Accumulation	1,094,783.36
Total as at 1 Jul 2022	1,094,783.36
Withdrawal Benefit as at 30 Jun 2023	
Accumulation	1,227,854.45
Total as at 30 Jun 2023	1,227,854.45

Your Tax Components

Tax Free	910,000.00
Taxable - Taxed	317,854.45
Taxable - Untaxed	-

Your Preservation Components

Preserved	1,227,854.45
Restricted Non Preserved	-
Unrestricted Non Preserved	-

Your Insurance Benefits

No insurance details have been recorded

Your Beneficiaries

Binding Beneficiary Nomination*

100% to Legal Personal Representative

* Nomination in effect from **8 September 2017**

For Enquiries:

mail The Nick Norman Super Fund, Suite 7 Level 5 66 Hunter Street, SYDNEY NSW 2000

The Nick Norman Super Fund
(ABN: 12 234 029 749)

Member Benefit Statement

Period	Member Account Details
1 July 2022 - 30 June 2023	Residential Address: 1402/588 Oxford Street Bondi Junction, NSW 2022
Member Number: 1	Date of Birth: 2 February 1973
Mr Nicholas William Norman	Date Joined Fund: 2 June 2017
Accumulation Account	Eligible Service Date: 2 June 2017
Accumulation	Tax File Number Held: Yes
	Account Start Date: 2 June 2017

Your Account Summary	
Withdrawal Benefit as at 1 Jul 2022	1,094,783.36
<i><u>Increases to your account:</u></i>	
Employer Contributions	750.00
Member Contributions	26,000.00
Share Of Net Fund Income	115,599.26
<u>Total Increases</u>	142,349.26
<i><u>Decreases to your account:</u></i>	
Contributions Tax	4,012.50
Lump Sum Cash Payments	4,127.21
Tax on Net Fund Income	1,138.46
<u>Total Decreases</u>	9,278.17
Withdrawal Benefit as at 30 Jun 2023	1,227,854.45

Your Tax Components		
Tax Free	74.1130 %	910,000.00
Taxable - Taxed		317,854.45
Taxable - Untaxed		-
Your Preservation Components		
Preserved		1,227,854.45
Restricted Non Preserved		-
Unrestricted Non Preserved		-
Your Insurance Benefits		
No insurance details have been recorded		
Your Beneficiaries		
Binding Beneficiary Nomination*		
100% to Legal Personal Representative		
* Nomination in effect from 8 September 2017		

Trustee

The Trustee of the Fund is as follows:

NWN Investments Pty Ltd

The directors of the Trustee company are:

Nicholas Norman

Availability of Other Fund Information

Additional information regarding your membership is available on request. What your Fund can do is governed by the provisions of its Trust Deed, which is available for inspection. If you require further information or clarification of any aspect of your membership of the Fund, please contact your Fund's Administrator or Trustee.

Trustee Disclaimer

This statement has been prepared by the Trustee for the member whose name appears at the top of this statement. While every effort has been made by the Trustee to ensure the accuracy and completeness of this statement, the Trustee does not accept any liability for any errors, omissions or misprints.

Signed on behalf of the Trustee of the Fund

.....
Nicholas Norman
Director - NWN Investments Pty Ltd

Statement Date: 30 June 2023

For Enquiries:

mail **The Nick Norman Super Fund, Suite 7 Level 5 66 Hunter Street, SYDNEY NSW 2000**

The Nick Norman Super Fund

Members Summary Report - For the period 1/07/2022 to 30/06/2023

Member's Detail	Opening Balance	Increases				Decreases				Closing Balance	
		Contrib	Tran In	Profit	Ins Proc	Tax	Exp	Ins Prem	Tran Out	Ben Paid	
Mr Nicholas Norman											
1402/588 Oxford Street Bondi Junction NSW 2022											
Accumulation Accumulation	1,094,783.36	26,750.00	0.00	115,599.26	0.00	(5,150.96)	0.00	0.00	0.00	(4,127.21)	1,227,854.45
	1,094,783.36	26,750.00	0.00	115,599.26	0.00	(5,150.96)	0.00	0.00	0.00	(4,127.21)	1,227,854.45
	1,094,783.36	26,750.00	0.00	115,599.26	0.00	(5,150.96)	0.00	0.00	0.00	(4,127.21)	1,227,854.45



Total superannuation balance

Important

- > All data is based on information reported to us by your client, or their super funds, and processed through our systems.
- > Decisions made with this information can have tax consequences for your client. Your clients can refer to their own records or contact their funds to obtain up-to-date information.

Your client's [total superannuation balance](#) is used to determine their eligibility to make contributions, receive co-contributions, and their spouse's eligibility to claim a tax offset for spouse contributions they make. For your clients who are members of a self-managed super fund, or small APRA fund, the trustee of the fund will also use their members' total superannuation balance to determine whether the segregated assets method can be used to calculate exempt current pension income.

Total superannuation balance as at 30/06/2022

\$1,336,298.26



Current

History

Total superannuation balance details for previous financial years.



Financial year 2021 - 2022

[Key definitions](#) 

Type				Amount
Accumulation phase				\$1,336,298.26 CR 
Fund	USI	Account number	Amount	
THE NICK NORMAN SUPER FUND	00000000000000	SMSF112783272136	\$1,094,783.36 CR	
AUSTRALIANSUPER	STA0100AU	1073706891	\$241,514.90 CR	
Retirement phase				\$0.00 
Agent ROACH & BRUCE CONSULTING P/L Client NICHOLAS NORMAN TFN 204055447				
Total superannuation balance as at 30 June 2022				\$1,336,298.26 CR



Financial year 2020 - 2021

[Key definitions](#) ⓘ

Type	Amount
Accumulation phase	\$1,228,338.86 CR 
Retirement phase	\$0.00 
Total superannuation balance as at 30 June 2021	\$1,228,338.86 CR



Financial year 2019 - 2020

[Key definitions](#) ⓘ

Type	Amount
Accumulation phase	\$859,691.56 CR 
Retirement phase	\$0.00 
Total superannuation balance as at 30 June 2020	\$859,691.56 CR


Financial year 2018 - 2019

[Key definitions](#) ⓘ

Type	Amount
Accumulation phase	\$824,423.58 CR 
Retirement phase	\$0.00 
Total superannuation balance as at 30 June 2019	\$824,423.58 CR


Financial year 2017 - 2018

[Key definitions](#) ⓘ

Type	Amount
Accumulation phase	\$721,059.42 CR 
Total superannuation balance as at 30 June 2018	\$721,059.42 CR

Financial year 2016 - 2017

[Key definitions](#) ⓘ

Type	Amount
Accumulation phase	\$349,192.06 CR 
Total superannuation balance as at 30 June 2017	\$349,192.06 CR

Agent ROACH & BRUCE CONSULTING P/L | Client NICHOLAS NORMAN | TFN 204055447

\$349,192.06 CR

Client name	NICK NORMAN SUPER FUND	Fin Accounts Prepared by	JEFFREY NG
Client code	NICKNOSF / 534	Date prepared	09-Oct-2023
Year ended	30/06/2023	Reviewed by	
SRN/HIN	X0077774025	Date reviewed	
Postcode	4001	Back to Cover	

1 Contributions

Did the Super Fund receive any contributions during the financial year? Yes

For contributions received during the financial year, confirmed that contributions were received and allocated correctly to members' account and that where conditions of acceptance are not met, contributions have been rejected within allowed timeframe.

Where applicable, ensure s290-170 deduction notices are dated prior to commencement of pension (e.g. if there are deducted contributions made during the year and those contributions are rolled into a pension that same financial year, the contribution notices must be dated before the commencement date of the pension)

2 Analysis of Employer Contributions

Analytical review (10.5% of Wages and Salary or up to the annual maximum contribution base)

	Nicholas Norman	Member 2
Wages and Salary		
Super Guarantee Rate	10.50%	10.50%
Compulsory employer contribution	-	-
Contribution received by super fund	750.00	-
Maximum Contribution Base is (minimum required by employer)	25,292.40	25,292.40

Confirmed with the employer the total contributions received by the super fund is correct and have been allocated correctly to individual member's account. Yes

3 Conditions of Acceptance

	Nicholas Norman	Member 2
Member's date of birth	2/02/1973	0/01/1900
Member's age at the end of the financial year	50	123

Concessional Contribution (CC)

Does the member have super balance below \$500,000 in the financial year ending 30 Jun 2022 No No

Member's concessional contribution cap is
Concessional contribution received in financial year ending 30 Jun 2019

Member's concessional contribution cap is
Concessional contribution received in financial year ending 30 Jun 2020

Member's concessional contribution cap is
Concessional contribution received in financial year ending 30 Jun 2021

Member's concessional contribution cap is
Concessional contribution received in financial year ending 30 Jun 2022

Member's concessional contribution cap is	27,500.00	27,500.00
Concessional contribution received in financial year ending 30 Jun 2023	26,750.00	

Client name	NICK NORMAN SUPER FUND	Fin Accounts Prepared by	JEFFREY NG
Client code	NICKNOSF / 534	Date prepared	09-Oct-2023
Year ended	30/06/2023	Reviewed by	
SRN/HIN	X0077774025	Date reviewed	
Postcode	4001	Back to Cover	

Unused concessional cap carry forward contributions

Total unused available cap carried forward to the financial year ending 30 Jun 2024

Non-Concessional Contribution (NCC)

Member's non-concessional contribution cap is	110,000.00	110,000.00
Non-concessional contribution in the financial year ending 30 Jun 2023		
Non-concessional contribution in the financial year ending 30 Jun 2022	330,000.00	
Non-concessional contribution in the financial year ending 30 Jun 2021		
Total non-concessional contribution in the current FY and the prior 2 years	330,000.00	-
WARNING - Potential excess non-concessional contributions	220,000.00	-

Did the member bring forward contributions prior to 30 June 2023?

No	No
----	----

Yes

Have the members satisfy conditions of acceptance listed below

Under 67 - all contributions can be accepted

Age 67 - 75

Over 75

Concessional Contributions Cap

FY2022 all ages \$27,500 27,500 27,500

Non-Concessional Contributions Cap

FY2022 \$110,000 (for aged under 74, work test no longer needed from 1 July 2022) 110,000 110,000

Bring Forward 3 years for 75 and under (FY2022 depending on total superannuation balance) 330,000 330,000

If the member turned 67 during the year, can only bring forward two years.

Changes to Non-Concessional Contributions Cap from 1 July 2022

<u>Total superannuation balance</u> at 30 June of the previous financial year	Less than \$1.7m	Greater than or equal to \$1.7m
Non-concessional contributions cap	110,000	Nil

<u>Bring forward rules</u> Total superannuation balance on 30 June 2022	Max non-concessional contributions cap for the first year	Bring-forward period
Less than \$1.48m	330,000	3 years
\$1.48m to less than \$1.59m	220,000	2 years
\$1.59m to less than \$1.7m	110,000	No-bring-forward

Client name	NICK NORMAN SUPER FUND	Fin Accounts Prepared by	JEFFREY NG
Client code	NICKNOSF / 534	Date prepared	09-Oct-2023
Year ended	30/06/2023	Reviewed by	
SRN/HIN	X0077774025	Date reviewed	
Postcode	4001	Back to Cover	

\$1.7m	Nil	N/A
--------	-----	-----

4 Transfer In

Obtained a copy of the rollover statement
 Confirmed that where applicable all transfers/rollovers have been recorded correctly ensuring that benefits characteristics are maintained and there were no other issues in relation to any benefits transferred/rolled over during the year

5 Contributions Splitting

Was spouse splitting applicable during the year? **Confirm with AJB and clients**

N/A

Ensure the trust deed allows for contribution splitting
 Ensure spouse meet conditions for splitting, either:
 - less than their preservation age **or**
 - between preservation age and 65 years and not retired
 Ensure contributions splitting application is completed correctly prior to processing
 Check amounts are consistent with prior year and ensure benefit paid and rollover statements are attached to workpapers

6 Recontribution Strategy

Have you considered a re-contribution strategy for members of this fund?
 * Work-test requirement for members aged 67 or over for Non-concessional contributions
 * Members currently receiving transition to retirement pension - need to consider cost and benefits of this strategy
 * Tax-free and taxable components (less attractive if current tax-free component is already high)

N/A

Summarise your decision below:

The Nick Norman Super Fund
Contribution Caps
For the Period From 1 July 2022 to 30 June 2023

Mr Nicholas Norman

Date of Birth: 02 Feb 1973
Age: 50 (at 30/06/2023)
Status: Member may be eligible for the bring forward rule, certain conditions apply

Contributions Summary

Prior Year Contributions		Non-Concessional	
The 'Bring Forward Rule' was triggered in the previous year			
3-year cap in effect from previous year			330,000.00
Total non-concessional contributions in previous year			330,000.00
Current Year Contributions		Concessional	Non-Concessional
Caps	1,2	27,500.00	0.00
Cumulative Available Unused Cap	3	0.00	0.00
Contributions made (to this fund)	4	26,750.00	0.00
Contributions made (to other funds)		0.00	0.00
Contributions as allocated		26,750.00	0.00
Amount above caps	5	0.00	0.00
Available		750.00	0.00

Notes

- 1 . 'Bring Forward Rule' was triggered in previous year
- 2 . Non-concessional cap shown is the total for the current year and next year
- 3 . Total Superannuation Balance was \$500,000 or more at 30 June 2022, member not eligible to make catch-up concessional contributions
- 4 . Excludes any unmatched deposits
- 5 . Any excess concessional contributions are treated as non-concessional

Contributions Breakdown

<u>Income Type</u>	<u>Contribution Type</u>	<u>Amount</u>
Concessional	Employer	750.00
	Personal	26,000.00
	Family and friends	0.00
	Foreign superannuation fund	0.00
	Transfers from reserve	0.00
	Contributions as allocated	26,750.00
NonConcessional	Personal	0.00
	Spouse	0.00
	Child	0.00
	Transfers from reserve	0.00
	Foreign superannuation fund	0.00
	Contributions as allocated	0.00
Other	CGT small business 15-year exemption	0.00
	CGT small business retirement exemption	0.00
	Government Co-Contributions	0.00
	Directed termination payment (taxed)	0.00
	Directed termination payment (untaxed)	0.00
	Personal injury election	0.00
	Downsizer Contribution	0.00
	COVID-19 Re-Contribution	0.00
	Total Other contributions	0.00

Transactions

Date	Contribution Type	Concessional	Non-Concessional	Other	Source
04/07/2022	Employer Mandated	750.00			smsfdataflow
18/08/2022	Personal	10,000.00			manual
26/05/2023	Personal	10,000.00			manual

The Nick Norman Super Fund
Contribution Caps
For the Period From 1 July 2022 to 30 June 2023

Mr Nicholas Norman

27/06/2023	Personal	6,000.00	manual
Totals:		26,750.00	

Client name	NICK NORMAN SUPER FUND	Fin Accounts Prepared by	JEFFREY NG
Client code	NICKNOSF / 534	Date prepared	09-Oct-2023
Year ended	30-Jun-2023	Reviewed by	
SRN/HIN	X0077774025	Date reviewed	
Postcode	4001	Back to Cover	

Objective To ensure revenues are correctly recorded and exist

Procedure Randomly sampled items of revenue and checked with source documents, GL and bank statements

Date	Type	Company	Amount	Bank Statement
23/09/2022	Div	BHP	5,103.68	5,103.68
29/09/2022	Div	FMG	5,263.50	5,263.50
4/07/2022	Div	MQG	1,837.50	1,837.50
5/04/2023	Div	WDS	1,938.96	1,938.96
				-
				-
				-

*Attach sampled source documents

Total Value of Sample	14,143.64
Total Revenue (Excl Realised & Unrealised CG + Contributions)	46,742.04
Percentage of Sample	30.26%

- 1 Correct measurement and recording of unrealised gains on changes in the net market value in accordance with AAS25.

Unrecorded revenues eg trust distributions - checked distribution statements for unrecorded income
Checked dividends declared with dividends received. Agreed to external confirmations.
Ensure that earnings were allocated using member weighted balances.

- 2 Confirmed that income is net of tax when appropriate.
- 3 Confirmed that income was earned on an arm's length basis.

PLEASE NOTE: Fee Refund of \$379.21 is ATO refund of Excess Concessionals for 2021 which were Released by the super fund on 22 March 2023 but for some reason the ATO refunded it to Nick Norman on 31 March 2023 and her transferred to the super fund.

See copy of Nick Norman's Income tax account (next page) showing payment of \$379.21 (which was from super fund) and refund of \$379.21 (which was to Nick Norman)



Income tax 551

Date generated	11 October 2023
Overdue	\$0.00
Not yet due	\$0.00
Balance	\$0.00

Transactions

2 results found - from **22 March 2023** to **11 October 2023** sorted by **processed date** ordered **newest to oldest**

Processed date	Effective date	Description	Debit (DR)	Credit (CR)	Balance
28 Mar 2023	31 Mar 2023	EFT refund for Excess Contributions Tax for the period from 01 Jul 21 to 30 Jun 22	\$379.21		\$0.00
24 Mar 2023	22 Mar 2023	Payment received		\$379.21	\$379.21 CR

 Release Authority completed

SUPER.GEN.RLVR.2 - Rollover Process successful.

Release Authority

Status	Complete
Payment Reference Number	CLASS2023022010062
Created Date	20/02/2023 at 7:43 PM
Amount	\$379.21
Available Balance	\$1,227,854.45
Last Period Update	30/06/2023

Class Fund Details

Fund Name	The Nick Norman Super Fund
ABN	12234029749
Member Name	NICHOLAS NORMAN
Release Authority Type	ECC

ATO Details

Bank Account Name	ATO SuperStream Receipts Account
Bank Account BSB	092-009
Bank Account Number	121781

The Nick Norman Super Fund
Investment Income Comparison Report
For the period 1 July 2022 to 30 June 2023

Payment Date	Income Type	Ledger Data		Diff *	Announcement Data					
		Total Income	Tax Credits+		Quantity	Held < 45 Days	Amount Per Unit	Total Income	Tax Credits+	
Cash At Bank										
BANK1: Cash at Bank - WBC										
29/07/2022	Interest	0.71	0.00							
31/08/2022	Interest	5.21	0.00							
30/09/2022	Interest	8.84	0.00							
31/10/2022	Interest	10.94	0.00							
30/11/2022	Interest	10.32	0.00							
30/12/2022	Interest	10.33	0.00							
31/01/2023	Interest	14.50	0.00							
28/02/2023	Interest	12.30	0.00							
31/03/2023	Interest	11.14	0.00							
28/04/2023	Interest	8.70	0.00							
31/05/2023	Interest	10.30	0.00							
30/06/2023	Interest	9.86	0.00							
		<u>113.15</u>	<u>0.00</u>							
Morgans: Morgans - Macquarie Cash Management										
29/07/2022	Interest	11.82	0.00							
31/08/2022	Interest	19.76	0.00							
30/09/2022	Interest	44.20	0.00							
31/10/2022	Interest	61.44	0.00							
30/11/2022	Interest	67.20	0.00							
30/12/2022	Interest	102.99	0.00							
31/01/2023	Interest	73.60	0.00							
28/02/2023	Interest	122.92	0.00							
31/03/2023	Interest	97.50	0.00							
28/04/2023	Interest	105.72	0.00							
31/05/2023	Interest	135.25	0.00							
30/06/2023	Interest	104.32	0.00							
		<u>946.72</u>	<u>0.00</u>							
Total		1,059.87	0.00							
Other Fixed Interest Securities										
QUBHA: Qube Holdings Limited - Hybrid 3-Bbsw+3.90% 05-10-23 Sub Cum (ASX:QUBHA)										
05/07/2022	Interest	193.98	0.00	*	0	0	1.0318	0.00	0.00	
05/10/2022	Interest	273.13	0.00	*	0	0	1.4528	0.00	0.00	
05/01/2023	Interest	319.66	0.00		188	0	1.7003	319.66	0.00	
05/04/2023	Interest	333.14	0.00		188	0	1.7720	333.14	0.00	
		<u>1,119.91</u>	<u>0.00</u>					<u>652.80</u>	<u>0.00</u>	
Total		1,119.91	0.00					652.80	0.00	
Shares in Listed Companies										
AMC: Amcor PLC - Cdi 1:1 Foreign Exempt Nyse (ASX:AMC)										
28/09/2022	Foreign Income	345.20	0.00		2,000	0	0.1726	345.20	0.00	
13/12/2022	Foreign Income	388.80	0.00		2,000	0	0.1944	388.80	0.00	
21/03/2023	Foreign Income	346.00	0.00		2,000	0	0.1730	346.00	0.00	
20/06/2023	Foreign Income	368.60	0.00		2,000	0	0.1843	368.60	0.00	
		<u>1,448.60</u>	<u>0.00</u>					<u>1,448.60</u>	<u>0.00</u>	
ANZ: Australia And New Zealand Banking Group Limited (ASX:ANZ)										
01/07/2022	Dividend	918.72	393.74	*	0	0	0.7200	0.00	0.00	
15/12/2022	Dividend	1,579.16	676.78		2,134	0	0.7400	1,579.16	676.78	
		<u>2,497.88</u>	<u>1,070.52</u>					<u>1,579.16</u>	<u>676.78</u>	

+Note: Tax Credits refer to franking credits for domestic income and foreign tax credits where the income is foreign in nature .

The Nick Norman Super Fund
Investment Income Comparison Report
For the period 1 July 2022 to 30 June 2023

Payment Date	Income Type	Ledger Data		Diff *	Announcement Data					
		Total Income	Tax Credits+		Quantity	Held < 45 Days	Amount Per Unit	Total Income	Tax Credits+	
AZJ: Aurizon Holdings Limited (ASX:AZJ)										
29/03/2023	Dividend	997.50	427.50		14,250	0	0.0700	997.50	427.50	
		<u>997.50</u>	<u>427.50</u>					<u>997.50</u>	<u>427.50</u>	
BHP: BHP Group Limited (ASX:BHP)										
23/09/2022	Dividend	5,103.68	2,187.29	*						
30/03/2023	Dividend	2,727.27	1,168.83		2,000	0	1.3636	2,727.27	1,168.83	
		<u>7,830.95</u>	<u>3,356.12</u>					<u>2,727.27</u>	<u>1,168.83</u>	
CSL: CSL Limited (ASX:CSL)										
05/10/2022	Dividend	223.31	9.57	*	0	0	1.7583	0.00	0.00	
05/04/2023	Dividend	205.93	0.00		127	0	1.6215	205.93	0.00	
		<u>429.24</u>	<u>9.57</u>					<u>205.93</u>	<u>0.00</u>	
EDV: Endeavour Group Limited (ASX:EDV)										
16/09/2022	Dividend	346.50	148.50		4,500	0	0.0770	346.50	148.50	
20/03/2023	Dividend	643.50	275.79		4,500	0	0.1430	643.50	275.79	
		<u>990.00</u>	<u>424.29</u>					<u>990.00</u>	<u>424.29</u>	
FMG: Fortescue Metals Group Ltd (ASX:FMG)										
29/09/2022	Dividend	5,263.50	2,255.79		4,350	0	1.2100	5,263.50	2,255.79	
29/03/2023	Dividend	1,622.25	695.25		2,163	0	0.7500	1,622.25	695.25	
		<u>6,885.75</u>	<u>2,951.04</u>					<u>6,885.75</u>	<u>2,951.04</u>	
HUB: Hub24 Limited (ASX:HUB)										
14/10/2022	Dividend	62.50	26.79	*	0	0	0.1250	0.00	0.00	
		<u>62.50</u>	<u>26.79</u>					<u>0.00</u>	<u>0.00</u>	
MFG: Magellan Financial Group Limited (ASX:MFG)										
06/09/2022	Dividend	275.60	94.49	*	0	0	0.6890	0.00	0.00	
08/03/2023	Dividend	187.60	68.34		400	0	0.4690	187.60	68.34	
		<u>463.20</u>	<u>162.83</u>					<u>187.60</u>	<u>68.34</u>	
MQG: Macquarie Group Limited (ASX:MQG)										
04/07/2022	Dividend	1,837.50	315.00	*	0	0	3.5000	0.00	0.00	
13/12/2022	Dividend	1,575.00	270.00		525	0	3.0000	1,575.00	270.00	
		<u>3,412.50</u>	<u>585.00</u>					<u>1,575.00</u>	<u>270.00</u>	
MQGPD: Macquarie Group Limited - Capital Notes Deferred Settlement (ASX:MQGPD)										
12/09/2022	Dividend	124.35	21.32	*						
01/12/2022	Distribution	0.00	0.00	*	100	0	1.4521	145.21	24.89	
12/12/2022	Dividend	145.21	24.89	*						
01/03/2023	Distribution	0.00	0.00	*	100	0	1.5008	150.08	25.73	
10/03/2023	Dividend	150.08	25.73	*						
01/06/2023	Distribution	0.00	0.00	*	100	0	1.7308	173.08	29.67	
13/06/2023	Dividend	173.08	29.67	*						
		<u>592.72</u>	<u>101.61</u>					<u>468.37</u>	<u>80.29</u>	
NUF: Nufarm Limited (ASX:NUF)										
09/12/2022	Dividend	450.00	0.00		7,500	0	0.0600	450.00	0.00	
09/06/2023	Dividend	375.00	0.00		7,500	0	0.0500	375.00	0.00	
		<u>825.00</u>	<u>0.00</u>					<u>825.00</u>	<u>0.00</u>	
QUB: Qube Holdings Limited (ASX:QUB)										
18/10/2022	Dividend	179.28	76.83	*	0	0	0.0400	0.00	0.00	
13/04/2023	Dividend	168.08	72.03		4,482	0	0.0375	168.08	72.03	
		<u>347.36</u>	<u>148.86</u>					<u>168.08</u>	<u>72.03</u>	
RHC: Ramsay Health Care Limited (ASX:RHC)										
29/09/2022	Dividend	144.05	61.74	*	0	0	0.4850	0.00	0.00	

+Note: Tax Credits refer to franking credits for domestic income and foreign tax credits where the income is foreign in nature .

The Nick Norman Super Fund
Investment Income Comparison Report
For the period 1 July 2022 to 30 June 2023

Payment Date	Income Type	Ledger Data		Diff *	Announcement Data				
		Total Income	Tax Credits+		Quantity	Held < 45 Days	Amount Per Unit	Total Income	Tax Credits+
30/03/2023	Dividend	148.50	63.64		297	0	0.5000	148.50	63.64
		292.55	125.38					148.50	63.64
RIO: Rio Tinto Limited (ASX:RIO)									
21/09/2022	Dividend	1,642.24	703.82	*					
20/04/2023	Dividend	1,397.38	598.88		428	0	3.2649	1,397.38	598.88
		3,039.62	1,302.70					1,397.38	598.88
SHL: Sonic Healthcare Limited (ASX:SHL)									
21/09/2022	Dividend	894.00	383.14	*	0	0	0.6000	0.00	0.00
22/03/2023	Dividend	625.80	268.20		1,490	0	0.4200	625.80	268.20
		1,519.80	651.34					625.80	268.20
TLS: Telstra Corporation Limited. (ASX:TLS)									
21/09/2022	Dividend	425.00	182.14	*	0	0	0.0850	0.00	0.00
31/03/2023	Dividend	425.00	182.14		5,000	0	0.0850	425.00	182.14
		850.00	364.28					425.00	182.14
TWE: Treasury Wine Estates Limited (ASX:TWE)									
30/09/2022	Dividend	320.00	137.14		2,000	0	0.1600	320.00	137.14
04/04/2023	Dividend	360.00	154.29		2,000	0	0.1800	360.00	154.29
		680.00	291.43					680.00	291.43
WDS: Woodside Energy Group Ltd (ASX:WDS)									
06/10/2022	Dividend	433.47	185.77		271	0	1.5995	433.47	185.77
05/04/2023	Dividend	1,938.96	830.98		900	0	2.1544	1,938.96	830.98
		2,372.43	1,016.75					2,372.43	1,016.75
WOW: Woolworths Group Limited (ASX:WOW)									
27/09/2022	Dividend	795.00	340.71	*	0	0	0.5300	0.00	0.00
13/04/2023	Dividend	690.00	295.71		1,500	0	0.4600	690.00	295.71
		1,485.00	636.42					690.00	295.71
Total		37,022.60	13,652.43					24,397.37	8,855.85
Stapled Securities									
APA: APA Group - Fully Paid Units Stapled Securities (ASX:APA)									
01/07/2022	Distribution	671.39	0.00	*	2,500	0	0.2686	671.39	67.59
29/12/2022	Distribution	650.01	0.00	*	2,500	0	0.2600	650.00	91.12
29/06/2023	Distribution	25.71	0.00		2,500	0	0.0103	25.71	0.00
		1,347.11	0.00					1,347.10	158.71
CLW: Charter Hall Long Wale REIT - Fully Paid Units Stapled Securities (ASX:CLW)									
11/11/2022	Distribution	525.00	0.00	*					
29/12/2022	Distribution	525.00	0.00		7,500	0	0.0700	525.00	0.00
30/03/2023	Distribution	525.00	0.00		7,500	0	0.0700	525.00	0.00
29/06/2023	Distribution	525.00	0.00		7,500	0	0.0700	525.00	0.00
		2,100.00	0.00					1,575.00	0.00
TCL: Transurban Group - Fully Paid Ordinary/Units Stapled Securities (ASX:TCL)									
23/08/2022	Dividend	29.56	12.67	*	0	0	0.0200	0.00	0.00
29/12/2022	Distribution	795.00	0.00		3,000	0	0.2650	795.00	0.00
29/06/2023	Distribution	915.00	0.00	*	3,000	0	0.3050	915.00	1.54
		1,739.56	12.67					1,710.00	1.54
Total		5,186.67	12.67					4,632.10	160.25
Units In Listed Unit Trusts									
IVV: Ishares S&P 500 ETF - Chess Depository Interests 1:1 Ishs&P500 (ASX:IVV)									
13/10/2022	Distribution	156.87	0.00	*					

+Note: Tax Credits refer to franking credits for domestic income and foreign tax credits where the income is foreign in nature .

The Nick Norman Super Fund
Investment Income Comparison Report
For the period 1 July 2022 to 30 June 2023

Payment Date	Income Type	Ledger Data			Announcement Data				
		Total Income	Tax Credits+	Diff *	Quantity	Held < 45 Days	Amount Per Unit	Total Income	Tax Credits+
21/12/2022	Distribution	123.08	0.00		975	0	0.1262	123.08	0.00
03/04/2023	Distribution	138.63	0.00		975	0	0.1422	138.63	0.00
30/06/2023	Distribution	184.48	0.00	*	975	0	0.1892	184.47	0.00
		<u>603.06</u>	<u>0.00</u>					<u>446.18</u>	<u>0.00</u>
MHHT: Magellan High Conviction Trust (Managed Fund) - Magellan High Conviction Trust (Managed Fund) (ASX:MHHT)									
03/01/2023	Distribution	437.17	0.00		17,917	0	0.0244	437.17	0.00
30/06/2023	Distribution	419.26	0.00		17,917	0	0.0234	419.26	0.00
		<u>856.43</u>	<u>0.00</u>					<u>856.43</u>	<u>0.00</u>
MXT: Mcp Master Income Trust - Ordinary Units Fully Paid (ASX:MXT)									
29/07/2022	Distribution	161.89	0.00		18,608	0	0.0087	161.89	0.00
31/08/2022	Distribution	206.55	0.00		18,608	0	0.0111	206.55	0.00
		<u>368.44</u>	<u>0.00</u>					<u>368.44</u>	<u>0.00</u>
TECH: ETFS Morningstar Global Technology ETF - Exchange Traded Fund Units Fully Paid (ASX:TECH)									
30/06/2023	Distribution	348.39	0.00	*	762	0	0.4572	348.39	5.61
		<u>348.39</u>	<u>0.00</u>					<u>348.39</u>	<u>5.61</u>
Total		2,176.32	0.00					2,019.44	5.61

+Note: Tax Credits refer to franking credits for domestic income and foreign tax credits where the income is foreign in nature .



BHP Group Limited
ABN 49 004 028 077

036148 000 BHP



NWN INVESTMENTS PTY LTD
<NICK NORMAN SUPER FUND A/C>
C/- MORGANS WEALTHPLUS
GPO BOX 582
BRISBANE QLD 4001

Update Your Details:



www.computershare.com.au/investor



(within Australia) 1300 656 780
(outside Australia) +61 3 9415 4020



Computershare Investor Services Pty Limited
GPO Box 2975 Melbourne
Victoria 3001 Australia

Your Shareholding

SHARE CLASS	HOLDER NUMBER
Ordinary Shares	HIN WITHHELD
TFN/ABN STATUS	DIRECT CREDIT REF NO
Quoted	484214
RECORD DATE	PAYMENT DATE
2 September 2022	22 September 2022

You must keep this document for your tax records.

BHP Group Limited Shares

FY2022 Final Dividend Payment - Dividend Statement & Direct Credit Advice

The statement below represents your final dividend for the full year ended 30 June 2022. This dividend is paid at the rate of US\$1.75 (equivalent to A\$2.55183878) per share on your holding of fully paid ordinary shares, registered in your name and entitled to participate as at the Record Date. This dividend has been franked in Australia at a rate of 100% and the company tax rate used to determine the franking credit is 30%. All amounts are in Australian dollars, except where indicated.

Amount per Security	Number of Securities	Franked Amount	Unfranked Amount	Gross Payment
A\$2.55183878	2,000	A\$5,103.68	A\$0.00	A\$5,103.68
Net Payment				A\$5,103.68
Australian Franking Credit				A\$2,187.29

Your Payment Instruction

MACQUARIE BANK LTD
BSB: 182-512
Account Number: XXXXXXX63

Amount Deposited

A\$5,103.68

If payment cannot be made to the above instruction, you will be issued with a cheque in the same currency as the Amount Deposited.



To start receiving your statements online simply visit www.computershare.com.au/easyupdate/bhp



Macquarie Group Limited
ABN 94 122 169 279

MACQUARIE

All Registry communications to:
Link Market Services Limited
Locked Bag A14
Sydney South NSW 1235 Australia
Telephone: +61 1300 554 096
Email: macquarie@linkmarketservices.com.au
Website: www.linkmarketservices.com.au



037 069986

NWN INVESTMENTS PTY LTD
<NICK NORMAN SUPER FUND A/C>
C/- MORGANS WEALTHPLUS
GPO BOX 582
BRISBANE QLD 4001

Dividend Statement

ASX Code: MQG
Payment Date: 4 July 2022
Record Date: 17 May 2022
SRN/HIN: X*****4025
TFN/ABN Status: Quoted

Dear Shareholder,

This dividend statement is for your Macquarie Group Limited final ordinary dividend for the six months ended 31 March 2022.

This dividend is franked at 40% at the Australian corporate tax rate of 30%. Macquarie Group Limited declares the whole of the unfranked amount to be conduit foreign income.

Description	Dividend Rate per share \$	Shares Held	Unfranked Amount \$	Franked Amount \$	Gross Amount \$	Franking Credits \$
Ordinary Shares	3.50	525	1,102.50	735.00	1,837.50	315.00

DIVIDEND REMITTED TO:

MACQUARIE BANK
1 SHELLEY STREET
SYDNEY NSW 2000
BSB: ***-512
ACC: *****7763
Account Name: NWN INVESTMENTS PTY LTD ATF THE
Direct Credit Reference No.: 001277522315

Amount Deposited
\$1,837.50

IMPORTANT INFORMATION

See overleaf for instructions on how to update your details online.

This statement contains important information to assist you in preparing any tax returns you may be required to lodge.
Please retain this statement for taxation purposes as a charge may be levied for replacement.

Update your details online



How to update your information:

1. Login to Link's Investor Centre at **www.linkmarketservices.com.au** and click on 'Investor Login' or scan the QR Code (above).
2. Enter your email address and password in **Portfolio Login**.
3. If you do not have a **Portfolio*** login, please set up a portfolio by selecting **Register Now** and follow the prompts.

Authentication may be required depending on the value of your portfolio. If you are unable to update your address or bank account details online, you must complete the relevant forms (available on Link's website) and return the completed forms to Link.

How to register for a Portfolio:

1. Enter the Issuer's name/Issuer Code.
2. You will need your HIN/SRN. This important information is on your holding statement. You should always ensure this information is kept in a safe place.
3. Enter your postcode or, if your registered address is overseas, click on the Outside Australia link and select your country of residence from the drop-down list.

* Setting up a Portfolio login allows you to easily manage your holdings across issuers who use Link as their registrar.


DOWNLOAD THE INVESTOR CENTRE APP TO EASILY MANAGE YOUR INVESTMENTS

You can also manage your Link Portfolio on the go. Simply download the **Link Investor Centre** mobile app from Apple Store or Google Play.

Your information:

Please provide the following details to help administer your security holding if you haven't already.

1	Email address Communication by email means you can be promptly notified of key company announcements, when payments are made and statements are available, and when voting can be accessed online for company meetings. Select Communications , click on Preferences and select ALL communications electronically .
2	Bank account details For Australian residents, payments will only be paid directly into your nominated bank account (if valid). Select Payments & Tax , click on Payment Instructions . You may be able to receive your payments in a foreign currency. Select Foreign Currency Payment under the Payment Instructions menu and consider the terms and conditions. You may wish to participate in the Dividend Reinvestment Plan (DRP), simply select Reinvestment Plans under the Payments & Tax menu (if DRP is applicable).
3	TFN, TFN exemption or ABN To update your Tax File Number (TFN), TFN exemption code or Australian Business Number (ABN) select Payments & Tax , click on Tax Details .



030433 000 WDS



NWN INVESTMENTS PTY LTD
<NICK NORMAN SUPER FUND A/C>
C/- MORGANS WEALTHPLUS
GPO BOX 582
BRISBANE QLD 4001

Update Your Information:

www.investorcentre.com/wds



Computershare Investor Services Pty Limited
GPO Box 2975 Melbourne
Victoria 3001 Australia



1300 558 507 (within Australia)
+61 3 9415 4632 (outside Australia)



Holder Identification Number (HIN)

HIN WITHHELD

ASX Code	WDS
TFN/ABN Status	Quoted
Record Date	9 March 2023
Payment Date	5 April 2023
Direct Credit Reference No.	982087

DIVIDEND STATEMENT

The statement below represents your final dividend for the full year ended 31 December 2022. This dividend is paid at the rate of US\$1.44 (equivalent to A\$2.15439856) per share on your holding of fully paid ordinary shares, registered in your name and eligible as at the record date 9 March 2023.

This dividend is fully franked (100%) at the tax rate of 30%.

Class Description	Amount per Security	Number of Securities	Franked Amount	Unfranked Amount	Total Payment
Ordinary Shares	A\$2.15439856	900	A\$1,938.96	A\$0.00	A\$1,938.96
Net Payment					A\$1,938.96
Australian Franking Credit					A\$830.98

PLEASE CONSIDER RECEIVING ONLINE SHAREHOLDER COMMUNICATIONS

Shareholders who receive online communications enjoy the benefits of quick and convenient communications including notifications of company results. Online communications are fast, secure and environmentally friendly. To make the switch, or to update your securityholder information, please see reverse of this advice.

Important Notes:

- You should retain this statement to assist you in preparing your tax return.
- If you require a replacement payment for any of your dividend payments, you may be charged a fee to cover the costs to reissue such payments.

YOUR PAYMENT INSTRUCTION

MACQUARIE BANK LTD

BSB: 182-512 Account number: XXXXXXX63

Amount Deposited

A\$1,938.96

If payment cannot be made to the above account, the dividend amount will be withheld pending receipt of your valid direct credit instructions.

NEED HELP WITH YOUR SHAREHOLDING?

1. How do I create an online Investor Centre account to manage my shareholding?

- Visit www.investorcentre.com/wds
- If you have an existing User ID and password, click on the purple '**Login**' button and you will be taken to the Investor Centre login page.
- To create an online account, click on the purple '**Register now**' button.
- Follow the instructions provided to create your online profile.
- Once you have set up your profile you can view and manage your shareholding, access statements, update your details and much more. You will need your Securityholder Reference Number (SRN) or Holder Identification Number (HIN) (shown on the reverse of this document) to set up your profile. Please keep a record of your user ID, password and security questions for the next time you log in.

2. How do I update my address details?

- If your holder number begins with 'X', your holding is broker sponsored. Please contact your broker as only they can update your postal address.
- If you have an online Investor Centre account (See item 1 above), you can log in, select '**My Profile**' and go to '**Address Change**' and edit your details, or
- Contact Computershare (See item 5 below).

3. How do I register for electronic communications?

- If you have an online Investor Centre account (See item 1 above), you can log in, select '**My Profile**' and go to '**Communication Preferences**' and edit your email address and/or communication elections, or
- Contact Computershare (See item 5 below).

4. How do I update my bank details?

- If you have an online Investor Centre account (See item 1 above), you can log in, select '**My Profile**' and go to '**Banking Details**' and edit your payment instructions, or
- Contact Computershare (See item 5 below). You can provide us with your details or request a Direct Credit form.

5. Further Information

- If you require further assistance in regard to managing your shareholding, visit www.investorcentre.com/wds or contact Computershare on 1300 558 507 (within Australia) or +61 3 9415 4632 (outside Australia).

Client name	NICK NORMAN SUPER FUND	Fin Accounts Prepared by	JEFFREY NG
Client code	NICKNOSF / 534	Date prepared	09-Oct-2023
Year ended	30/06/2023	Reviewed by	
SRN/HIN	X0077774025	Date reviewed	
Postcode	4001	Back to Cover	

Objective To ensure expenditures are correctly recorded and exists

Procedures Randomly sampled items of expenditures and check with source documents, general ledger and bank statements.

Date	Company	GL	Bank Statement	Source Documents*
30/06/2023	ATO Super Levy 2023	259.00	259.00	259.00
30/06/2023	Investment Management	10,650.94	10,650.94	10,650.94
28/12/2022	Auditor Fee	473.00	473.00	473.00
17/01/2023	Accountancy Fee	2,750.00	2,750.00	2,750.00
			-	-
			-	-

* Attached source documents here

Total Value of Sample	14,132.94
Total Expenses	15,735.69
Sampling Percentage	89.81%

- 1 Agreed to external source documents.
- 2 Agreed that expenditures were reasonable and incurred by the super fund.

Insurance

- 3 Did super fund provide life insurance for members?
- 4 If yes, obtain a copy of policy and certificate of currency to ensure that insurance premiums have been paid.
- 5 Ensure that the policy owner is in the name of the super fund.

EXPENSE SUMMARY

	Description	Amount \$ (incl GST)	GST \$
Wealth+ Management Fee			
	Annual Wealth+ Management Fees	11,430.26	1,039.11
	Total Wealth+ Management Fee:	11,430.26	1,039.11

SUPER AUDITS

TAX INVOICE

Supplier: Super Audits

Auditor: A.W. Boys
SMSF Auditor Number (SAN) 100014140
Registered Company Auditor (67793)

Address: Box 3376
Rundle Mall 5000

ABN: 20 461 503 652

Services: Auditing

Date: 28 December 2022

Recipient: Nick Norman Super Fund

Address: C/- Suite 7, Level 5, 66 Hunter Street, SYDNEY N.S.W. 2000

Description of Services

Statutory audit of the Nick Norman Super Fund for the financial year ending 30 June 2022.

Fee: \$300.00

GST: \$30.00

Total: \$330.00

Payment can be made with a cheque payable to Super Audits postal address being Box 3376 Rundle Mall 5000 or alternatively an EFT can be made BSB 015-056 Account No. 387392386.

ROACH & BRUCE Consulting Pty Ltd

ABN: 38 069 661 141

CHARTERED ACCOUNTANT

ANTHONY BRUCE, B.Comm, FCA

Suite 7, Level 5
66 Hunter Street
SYDNEY NSW 2000
Tel: (02) 9232 8211
enquiries@rabca.com.au
www.roachandbruce.com.au

Nick Norman Super Fund, The
1402/588 Oxford Street
BONDI JUNCTION NSW 2022

17 January 2023

TAX INVOICE

Inv No. 7153

To our fee for professional services rendered:

Writing up the books of account of the Nick Norman Super Fund for the year ended 30 June 2022 and preparing therefrom a Balance Sheet and supporting accounts for the year then ended.

Preparation and lodgement of Income Tax Return for the year ended 30 June 2022.

Forwarding the ASIC Annual Review Statement of NWN Investments Pty Ltd together with Minutes of Solvency.

Forwarding quarterly PAYG instalments throughout the period.

Meeting with you on 16 December 2022 to sign the accounts and tax return and discussed various issues.

Please note that changing brokers during the year resulted in additional time as there was two of everything to process.

Fee	2,500.00
GST	250.00
TOTAL	\$2,750.00

REMITTANCE ADVICE

Nick Norman Super Fund, The

Invoice Terms (14) Days from Invoice Date

Please make all cheques payable to: Roach & Bruce Consulting Pty Ltd

Direct Credit Details: BSB 032-024 Account #: 229 586

Payment Due: \$2,750.00

Invoice No: 7153

Ref: NICKNORMAN

ROACH & BRUCE Consulting Pty Ltd

ABN: 38 069 661 141

CHARTERED ACCOUNTANT

ANTHONY BRUCE, B.Comm, FCA

Suite 7, Level 5
66 Hunter Street
SYDNEY NSW 2000
Tel: (02) 9232 8211
enquiries@rabca.com.au
www.roachandbruce.com.au

Nick Norman Super Fund, The
1402/588 Oxford Street
BONDI JUNCTION NSW 2022

22 March 2023

TAX INVOICE

Inv No. 7247

To our fee for professional services rendered:

All work from 17 January 2023 to 22 March 2023 in regards to the Excess Non-Concessional Contributions.

Speaking to the ATO on several occasions and arranging for the original amount to be released of \$143,377.19 to be reduced to \$379.21.

We attach our Work in Progress report detailing all work undertaken on this matter which totals \$2,252.66. We have applied a discount of \$452.66 reducing our fee to \$1,800 + GST.

Fee	1,800.00
GST	180.00
TOTAL	\$1,980.00

REMITTANCE ADVICE

Nick Norman Super Fund, The
Invoice Terms (14) Days from Invoice Date
Please make all cheques payable to: Roach & Bruce Consulting Pty Ltd
Direct Credit Details: BSB 032-024 Account #: 229 586

Payment Due: \$1,980.00
Invoice No: 7247

Ref: NICKNORMAN

Client name	NICK NORMAN SUPER FUND	Fin Accounts Prepared by	JEFFREY NG
Client code	NICKNOSF / 534	Date prepared	09-Oct-2023
Year ended	30-Jun-2023	Reivewed by	
SRN/HIN	X0077774025	Partner/Director	
Postcode	4001	Back to Cover	

Objective To ensure benefits paid were in accordance with condition of release of the trust deed and stated correctly

Benefits Paid

- Documentation of conditions of release were obtained and agreed to trust deed and SIS Act/Regulations.
Prior year member statements were reviewed and benefit payments were found to be reasonable.
Confirmed benefit paid with exited member (if applicable).
Confirmed minimum pension standards were met.

Pensions commenced during the financial year

Confirmed accounts were drawn up correctly up to commencement date for a new account based pension.

Commencement of account based pension was documented in the minutes of the fund (including reversionary beneficiary where applicable).

PAYG withholding was registered correctly and correct amounts were withheld taking into account tax free amounts and tax offsets (pension member under 60 years).

For transition to retirement pension, ensure that maximum pension amount is 10% only.

(need to register for PAYG withholding if member has been paid a pension prior to turning 60).

- Reviewed accounts and there were no transfers out during the year.