



# Interest & Estimated Dividend Summary

1 JULY 2020 - 30 JUNE 2021



SHARES - 216357 - HIN 13553301

REXANDER PTY LTD <BARRY PAPAELIA SUPER A/C>

## ESTIMATED DIVIDEND SUMMARY

### AFI - AUSTRALIAN FOUNDAT. FPO (ORDINARY FULLY PAID)

Ex-div date	Payment Date	Type	Dividend per share	Units	Est. Unfranked Amount	Est. Franked Amount	Est. Total Dividend	Est. Franking Credit
08-Feb-2021	23-Feb-2021	Interim	\$0.1000	115,388	\$0.00	\$11,538.80	\$11,538.80	\$4,945.20
11-Aug-2020	01-Sep-2020	Final	\$0.1400	103,097	\$0.00	\$14,433.58	\$14,433.58	\$6,185.82
<b>Sub Total</b>					<b>\$0.00</b>	<b>\$25,972.38</b>	<b>\$25,972.38</b>	<b>\$11,131.02</b>

### ALX - ATLAS ARTERIA FPOSFORUS (FPO STAP US PROHIBITED EXCLUDING QUP)

Ex-div date	Payment Date	Type	Dividend per share	Units	Est. Unfranked Amount	Est. Franked Amount	Est. Total Dividend	Est. Franking Credit
30-Mar-2021	09-Apr-2021	Final	\$0.1300	20,709	\$2,692.17	\$0.00	\$2,692.17	\$0.00
25-Sep-2020	05-Oct-2020	Interim	\$0.1100	20,709	\$2,277.99	\$0.00	\$2,277.99	\$0.00
<b>Sub Total</b>					<b>\$4,970.16</b>	<b>\$0.00</b>	<b>\$4,970.16</b>	<b>\$0.00</b>

### AMC - AMCOR PLC CDI 1:1 (CDI 1:1 FOREIGN EXEMPT NYSE)

Ex-div date	Payment Date	Type	Dividend per share	Units	Est. Unfranked Amount	Est. Franked Amount	Est. Total Dividend	Est. Franking Credit
25-May-2021	15-Jun-2021	Interim	\$0.1512	4,300	\$650.16	\$0.00	\$650.16	\$0.00
23-Feb-2021	16-Mar-2021	Interim	\$0.1521	4,300	\$654.03	\$0.00	\$654.03	\$0.00
23-Nov-2020	15-Dec-2020	Interim	\$0.1655	4,300	\$711.65	\$0.00	\$711.65	\$0.00
02-Sep-2020	23-Sep-2020	Final	\$0.1600	2,300	\$368.00	\$0.00	\$368.00	\$0.00
<b>Sub Total</b>					<b>\$2,383.84</b>	<b>\$0.00</b>	<b>\$2,383.84</b>	<b>\$0.00</b>

### ANZ - ANZ BANKING GRP LTD FPO (ORDINARY FULLY PAID)

Ex-div date	Payment Date	Type	Dividend per share	Units	Est. Unfranked Amount	Est. Franked Amount	Est. Total Dividend	Est. Franking Credit
09-Nov-2020	16-Dec-2020	Final	\$0.3500	33,560	\$0.00	\$11,746.00	\$11,746.00	\$5,034.00
24-Aug-2020	30-Sep-2020	Interim	\$0.2500	33,102	\$0.00	\$8,275.50	\$8,275.50	\$3,546.64
<b>Sub Total</b>					<b>\$0.00</b>	<b>\$20,021.50</b>	<b>\$20,021.50</b>	<b>\$8,580.64</b>

### ARG - ARGO INVESTMENTS FPO (ORDINARY FULLY PAID)

Ex-div date	Payment Date	Type	Dividend per share	Units	Est. Unfranked Amount	Est. Franked Amount	Est. Total Dividend	Est. Franking Credit
19-Feb-2021	12-Mar-2021	Interim	\$0.1400	6,791	\$0.00	\$950.74	\$950.74	\$407.46
28-Aug-2020	18-Sep-2020	Final	\$0.1400	6,668	\$0.00	\$933.52	\$933.52	\$400.08
<b>Sub Total</b>					<b>\$0.00</b>	<b>\$1,884.26</b>	<b>\$1,884.26</b>	<b>\$807.54</b>

# Interest & Estimated Dividend Summary

1 JULY 2020 - 30 JUNE 2021



## BHP - BHP GROUP LIMITED FPO (ORDINARY FULLY PAID)

Ex-div date	Payment Date	Type	Dividend per share	Units	Est. Unfranked Amount	Est. Franked Amount	Est. Total Dividend	Est. Franking Credit
04-Mar-2021	23-Mar-2021	Interim	\$1.3113	39,017	\$0.00	\$51,164.86	\$51,164.86	\$21,927.80
03-Sep-2020	22-Sep-2020	Final	\$0.7546	38,017	\$0.00	\$28,686.18	\$28,686.18	\$12,294.08
<b>Sub Total</b>					<b>\$0.00</b>	<b>\$79,851.04</b>	<b>\$79,851.04</b>	<b>\$34,221.88</b>

## COH - COCHLEAR LIMITED FPO (ORDINARY FULLY PAID)

Ex-div date	Payment Date	Type	Dividend per share	Units	Est. Unfranked Amount	Est. Franked Amount	Est. Total Dividend	Est. Franking Credit
25-Mar-2021	20-Apr-2021	Interim	\$1.1500	500	\$575.00	\$0.00	\$575.00	\$0.00
<b>Sub Total</b>					<b>\$575.00</b>	<b>\$0.00</b>	<b>\$575.00</b>	<b>\$0.00</b>

## COL - COLES GROUP FPO (ORDINARY FULLY PAID)

Ex-div date	Payment Date	Type	Dividend per share	Units	Est. Unfranked Amount	Est. Franked Amount	Est. Total Dividend	Est. Franking Credit
26-Feb-2021	26-Mar-2021	Interim	\$0.3300	3,000	\$0.00	\$990.00	\$990.00	\$424.29
<b>Sub Total</b>					<b>\$0.00</b>	<b>\$990.00</b>	<b>\$990.00</b>	<b>\$424.29</b>

## CSL - CSL LIMITED FPO (ORDINARY FULLY PAID)

Ex-div date	Payment Date	Type	Dividend per share	Units	Est. Unfranked Amount	Est. Franked Amount	Est. Total Dividend	Est. Franking Credit
04-Mar-2021	01-Apr-2021	Interim	\$1.3491	1,860	\$2,509.28	\$0.00	\$2,509.28	\$0.00
10-Sep-2020	09-Oct-2020	Final	\$1.4696	1,460	\$2,145.58	\$0.00	\$2,145.58	\$0.00
<b>Sub Total</b>					<b>\$4,654.86</b>	<b>\$0.00</b>	<b>\$4,654.86</b>	<b>\$0.00</b>

## DRR - DETERRA FPO (ORDINARY FULLY PAID)

Ex-div date	Payment Date	Type	Dividend per share	Units	Est. Unfranked Amount	Est. Franked Amount	Est. Total Dividend	Est. Franking Credit
16-Mar-2021	31-Mar-2021	Interim	\$0.0245	10,000	\$0.00	\$245.00	\$245.00	\$105.00
<b>Sub Total</b>					<b>\$0.00</b>	<b>\$245.00</b>	<b>\$245.00</b>	<b>\$105.00</b>

## EGT - EQUITY HL FPO (ORDINARY FULLY PAID)

Ex-div date	Payment Date	Type	Dividend per share	Units	Est. Unfranked Amount	Est. Franked Amount	Est. Total Dividend	Est. Franking Credit
03-Mar-2021	23-Mar-2021	Interim	\$0.4400	1,000	\$0.00	\$440.00	\$440.00	\$188.57
07-Sep-2020	06-Oct-2020	Final	\$0.4300	1,000	\$0.00	\$430.00	\$430.00	\$184.29
<b>Sub Total</b>					<b>\$0.00</b>	<b>\$870.00</b>	<b>\$870.00</b>	<b>\$372.86</b>

## GMG - GOODMAN GROUP STAPLED (FULLY PAID ORDINARY/UNITS STAPLED SECURITIES)

Ex-div date	Payment Date	Type	Dividend per share	Units	Est. Unfranked Amount	Est. Franked Amount	Est. Total Dividend	Est. Franking Credit
30-Dec-2020	25-Feb-2021	Interim	\$0.1500	2,000	\$300.00	\$0.00	\$300.00	\$0.00
29-Jun-2020	28-Aug-2020	Final	\$0.1500	2,000	\$300.00	\$0.00	\$300.00	\$0.00
<b>Sub Total</b>					<b>\$600.00</b>	<b>\$0.00</b>	<b>\$600.00</b>	<b>\$0.00</b>

# Interest & Estimated Dividend Summary

1 JULY 2020 - 30 JUNE 2021

## MFF - MFF CAPITAL INV LTD FPO (ORDINARY FULLY PAID)

Ex-div date	Payment Date	Type	Dividend per share	Units	Est. Unfranked Amount	Est. Franked Amount	Est. Total Dividend	Est. Franking Credit
23-Apr-2021	14-May-2021	Interim	\$0.0300	89,600	\$0.00	\$2,688.00	\$2,688.00	\$1,152.00
09-Oct-2020	06-Nov-2020	Final	\$0.0300	59,600	\$0.00	\$1,788.00	\$1,788.00	\$766.29
<b>Sub Total</b>					<b>\$0.00</b>	<b>\$4,476.00</b>	<b>\$4,476.00</b>	<b>\$1,918.29</b>

## MFG - MAGELLAN FIN GRP LTD FPO (ORDINARY FULLY PAID)

Ex-div date	Payment Date	Type	Dividend per share	Units	Est. Unfranked Amount	Est. Franked Amount	Est. Total Dividend	Est. Franking Credit
16-Feb-2021	25-Feb-2021	Interim	\$0.9710	3,800	\$922.26	\$2,767.54	\$3,689.80	\$1,186.09
17-Aug-2020	26-Aug-2020	Final	\$1.2200	2,000	\$610.00	\$1,830.00	\$2,440.00	\$784.29
<b>Sub Total</b>					<b>\$1,532.26</b>	<b>\$4,597.54</b>	<b>\$6,129.80</b>	<b>\$1,970.38</b>

## MGG - MAGLOBTRST UNITS [MG]

Ex-div date	Payment Date	Type	Dividend per share	Units	Est. Unfranked Amount	Est. Franked Amount	Est. Total Dividend	Est. Franking Credit
05-Nov-2020	19-Nov-2020	Interim	\$0.0358	20,000	\$716.00	\$0.00	\$716.00	\$0.00
01-Jul-2020	28-Jul-2020	Final	\$0.0344	20,000	\$688.00	\$0.00	\$688.00	\$0.00
<b>Sub Total</b>					<b>\$1,404.00</b>	<b>\$0.00</b>	<b>\$1,404.00</b>	<b>\$0.00</b>

## MQG - MACQUARIE GROUP LTD FPO (ORDINARY FULLY PAID)

Ex-div date	Payment Date	Type	Dividend per share	Units	Est. Unfranked Amount	Est. Franked Amount	Est. Total Dividend	Est. Franking Credit
16-Nov-2020	22-Dec-2020	Interim	\$1.3500	4,184	\$3,389.04	\$2,259.36	\$5,648.40	\$968.30
18-May-2020	03-Jul-2020	Final	\$1.8000	4,707	\$5,083.56	\$3,389.04	\$8,472.60	\$1,452.45
<b>Sub Total</b>					<b>\$8,472.60</b>	<b>\$5,648.40</b>	<b>\$14,121.00</b>	<b>\$2,420.75</b>

## AB - NATIONAL AUST. BANK FPO (ORDINARY FULLY PAID)

Ex-div date	Payment Date	Type	Dividend per share	Units	Est. Unfranked Amount	Est. Franked Amount	Est. Total Dividend	Est. Franking Credit
12-Nov-2020	10-Dec-2020	Final	\$0.3000	38,122	\$0.00	\$11,436.60	\$11,436.60	\$4,901.40
01-May-2020	03-Jul-2020	Interim	\$0.3000	37,399	\$0.00	\$11,219.70	\$11,219.70	\$4,808.44
<b>Sub Total</b>					<b>\$0.00</b>	<b>\$22,656.30</b>	<b>\$22,656.30</b>	<b>\$9,709.84</b>

## PPE - PEOPLEINFRASTRUCTURE FPO (ORDINARY FULLY PAID)

Ex-div date	Payment Date	Type	Dividend per share	Units	Est. Unfranked Amount	Est. Franked Amount	Est. Total Dividend	Est. Franking Credit
04-Mar-2021	31-Mar-2021	Interim	\$0.0450	5,000	\$0.00	\$225.00	\$225.00	\$96.43
<b>Sub Total</b>					<b>\$0.00</b>	<b>\$225.00</b>	<b>\$225.00</b>	<b>\$96.43</b>

## QVE - QV EQUITIES LIMITED FPO (ORDINARY FULLY PAID)

Ex-div date	Payment Date	Type	Dividend per share	Units	Est. Unfranked Amount	Est. Franked Amount	Est. Total Dividend	Est. Franking Credit
17-May-2021	04-Jun-2021	Interim	\$0.0110	20,000	\$0.00	\$220.00	\$220.00	\$94.29
<b>Sub Total</b>					<b>\$0.00</b>	<b>\$220.00</b>	<b>\$220.00</b>	<b>\$94.29</b>

# Interest & Estimated Dividend Summary

1 JULY 2020 - 30 JUNE 2021



## RMD - RESMED INC CDI 10:1 (CDI 10:1 FOREIGN EXEMPT NYSE)

Ex-div date	Payment Date	Type	Dividend per share	Units	Est. Unfranked Amount	Est. Franked Amount	Est. Total Dividend	Est. Franking Credit
12-May-2021	17-Jun-2021	Interim	\$0.0354	2,000	\$70.70	\$0.00	\$70.70	\$0.00
10-Feb-2021	18-Mar-2021	Interim	\$0.0352	1,000	\$35.21	\$0.00	\$35.21	\$0.00
11-Nov-2020	17-Dec-2020	Interim	\$0.0378	1,000	\$37.80	\$0.00	\$37.80	\$0.00
19-Aug-2020	24-Sep-2020	Final	\$0.0379	1,000	\$37.94	\$0.00	\$37.94	\$0.00
<b>Sub Total</b>					<b>\$181.65</b>	<b>\$0.00</b>	<b>\$181.65</b>	<b>\$0.00</b>

## SOL - SOUL PATTINSON (W.H) FPO (ORDINARY FULLY PAID)

Ex-div date	Payment Date	Type	Dividend per share	Units	Est. Unfranked Amount	Est. Franked Amount	Est. Total Dividend	Est. Franking Credit
21-Apr-2021	14-May-2021	Interim	\$0.2600	5,000	\$0.00	\$1,300.00	\$1,300.00	\$557.14
20-Nov-2020	14-Dec-2020	Final	\$0.3500	5,000	\$0.00	\$1,750.00	\$1,750.00	\$750.00
<b>Sub Total</b>					<b>\$0.00</b>	<b>\$3,050.00</b>	<b>\$3,050.00</b>	<b>\$1,307.14</b>

## TCL - TRANSURBAN GROUP STAPLED (FULLY PAID ORDINARY/UNITS STAPLED SECURITIES)

Ex-div date	Payment Date	Type	Dividend per share	Units	Est. Unfranked Amount	Est. Franked Amount	Est. Total Dividend	Est. Franking Credit
30-Dec-2020	16-Feb-2021	Interim	\$0.1500	101,284	\$15,192.60	\$0.00	\$15,192.60	\$0.00
29-Jun-2020	14-Aug-2020	Final	\$0.1600	100,124	\$16,019.84	\$0.00	\$16,019.84	\$0.00
<b>Sub Total</b>					<b>\$31,212.44</b>	<b>\$0.00</b>	<b>\$31,212.44</b>	<b>\$0.00</b>

## TGP - 360 CAPITAL GRP STAPLED (FULLY PAID ORDINARY/UNITS STAPLED SECURITIES)

Ex-div date	Payment Date	Type	Dividend per share	Units	Est. Unfranked Amount	Est. Franked Amount	Est. Total Dividend	Est. Franking Credit
30-Mar-2021	28-Apr-2021	Interim	\$0.0100	20,000	\$200.00	\$0.00	\$200.00	\$0.00
0-Dec-2020	27-Jan-2021	Interim	\$0.0100	20,000	\$200.00	\$0.00	\$200.00	\$0.00
29-Sep-2020	27-Oct-2020	Interim	\$0.0100	20,000	\$200.00	\$0.00	\$200.00	\$0.00
29-Jun-2020	28-Jul-2020	Final	\$0.0100	20,000	\$200.00	\$0.00	\$200.00	\$0.00
<b>Sub Total</b>					<b>\$800.00</b>	<b>\$0.00</b>	<b>\$800.00</b>	<b>\$0.00</b>

## WBC - WESTPAC BANKING CORP FPO (ORDINARY FULLY PAID)

Ex-div date	Payment Date	Type	Dividend per share	Units	Est. Unfranked Amount	Est. Franked Amount	Est. Total Dividend	Est. Franking Credit
13-May-2021	25-Jun-2021	Interim	\$0.5800	9,142	\$0.00	\$5,302.36	\$5,302.36	\$2,272.44
11-Nov-2020	18-Dec-2020	Final	\$0.3100	9,001	\$0.00	\$2,790.31	\$2,790.31	\$1,195.85
<b>Sub Total</b>					<b>\$0.00</b>	<b>\$8,092.67</b>	<b>\$8,092.67</b>	<b>\$3,468.29</b>

## WOW - WOOLWORTHS GROUP LTD FPO (ORDINARY FULLY PAID)

Ex-div date	Payment Date	Type	Dividend per share	Units	Est. Unfranked Amount	Est. Franked Amount	Est. Total Dividend	Est. Franking Credit
04-Mar-2021	14-Apr-2021	Interim	\$0.5300	1,000	\$0.00	\$530.00	\$530.00	\$227.14
<b>Sub Total</b>					<b>\$0.00</b>	<b>\$530.00</b>	<b>\$530.00</b>	<b>\$227.14</b>

# Interest & Estimated Dividend Summary



1 JULY 2020 - 30 JUNE 2021

## WPL - WOODSIDE PETROLEUM FPO (ORDINARY FULLY PAID)

Ex-div date	Payment Date	Type	Dividend per share	Units	Est. Unfranked Amount	Est. Franked Amount	Est. Total Dividend	Est. Franking Credit
24-Aug-2020	18-Sep-2020	Interim	\$0.3625	4,753	\$0.00	\$1,722.82	\$1,722.82	\$738.35
<b>Sub Total</b>					<b>\$0.00</b>	<b>\$1,722.82</b>	<b>\$1,722.82</b>	<b>\$738.35</b>
<b>TOTAL</b>					<b>\$56,786.81</b>	<b>\$181,052.91</b>	<b>\$237,839.72</b>	<b>\$77,594.13</b>

## ESTIMATED INTEREST RECEIVED

There are no transactions on this account.

**TOTAL**

**\$0.00**

# Estimated dividends & distributions

01 Jul 2020 - 30 Jun 2021

ANZ		ANZ BANKING GRP LTD ORDINARY					
Ex div. date	Payment date	Type	Div. amount	Franking %	Balance	Franking credit	Est. dividend
24/08/2020	30/09/2020	Interim	\$0.25	100.00%	6,603	\$707.46	\$1,650.75
09/11/2020	16/12/2020	Final	\$0.35	100.00%	6,695	\$1,004.25	\$2,343.25
Estimated sub total						\$1,711.71	\$3,994.00

COL		COLES GROUP ORDINARY					
Ex div. date	Payment date	Type	Div. amount	Franking %	Balance	Franking credit	Est. dividend
27/08/2020	29/09/2020	Final	\$0.275	100.00%	2,796	\$329.53	\$768.90
26/02/2021	26/03/2021	Interim	\$0.33	100.00%	2,796	\$395.43	\$922.68
Estimated sub total						\$724.96	\$1,691.58

MQG		MACQUARIE GROUP LTD ORDINARY					
Ex div. date	Payment date	Type	Div. amount	Franking %	Balance	Franking credit	Est. dividend
18/05/2020	03/07/2020	Final	\$1.80	40.00%	4,737	\$1,461.70	\$8,526.60
16/11/2020	22/12/2020	Interim	\$1.35	40.00%	4,814	\$1,114.10	\$6,498.90
Estimated sub total						\$2,575.80	\$15,025.50

While every effort has been made to provide you with an accurate statement, we give no warranty of accuracy or reliability and take no responsibility for any errors or omissions including negligence by any officers, employees or agents. We encourage you to confirm the information, holdings and valuations contained herein. Information contained in the report may only relate to the period since you commenced our service.

Copyright © 2021 Third Party Platform Pty Limited. All rights reserved.

Macquarie Online Trading is a service provided by Third Party Platform Pty Ltd ("TPP") ABN 74 121 227 905 AFSL No. 314341, at the request of Macquarie Bank Limited ABN 46 008 583 542 AFSL 237502 ("MBL"). TPP is a Participant of the ASX Group. Neither TPP nor MBL are representatives of each other. Some of the fees paid to TPP for the provision of its services will be remitted to MBL. TPP and MBL do not provide personal financial advice in relation to Macquarie Online Trading. You should consider your own financial situation, particular needs and investment objectives before acting on any of the information available on this report.

# Estimated dividends & distributions (continued)

01 Jul 2020 - 30 Jun 2021

NAB		NATIONAL AUST. BANK ORDINARY					
Ex div. date	Payment date	Type	Div. amount	Franking %	Balance	Franking credit	Est. dividend
01/05/2020	03/07/2020	Interim	\$0.30	100.00%	22,201	\$2,854.41	\$6,660.30
12/11/2020	10/12/2020	Final	\$0.30	100.00%	24,750	\$3,182.14	\$7,425.00
Estimated sub total						\$6,036.55	\$14,085.30

TCL		TRANSURBAN GROUP FPO/UNITS STAPLED					
Ex div. date	Payment date	Type	Div. amount	Franking %	Balance	Franking credit	Est. dividend
29/06/2020	14/08/2020	Final	\$0.16	0.00%	5,883	\$0.00	\$941.28
30/12/2020	16/02/2021	Interim	\$0.15	0.00%	5,952	\$0.00	\$892.80
Estimated sub total						\$0.00	\$1,834.08

TLS		TELSTRA CORPORATION. ORDINARY					
Ex div. date	Payment date	Type	Div. amount	Franking %	Balance	Franking credit	Est. dividend
26/08/2020	24/09/2020	Final	\$0.08	100.00%	22,226	\$762.03	\$1,778.08
24/02/2021	26/03/2021	Interim	\$0.08	100.00%	22,226	\$762.03	\$1,778.08
Estimated sub total						\$1,524.06	\$3,556.16

While every effort has been made to provide you with an accurate statement, we give no warranty of accuracy or reliability and take no responsibility for any errors or omissions including negligence by any officers, employees or agents. We encourage you to confirm the information, holdings and valuations contained herein. Information contained in the report may only relate to the period since you commenced our service.

Copyright © 2021 Third Party Platform Pty Limited. All rights reserved.

Macquarie Online Trading is a service provided by Third Party Platform Pty Ltd ("TPP") ABN 74 121 227 905 AFSL No. 314341, at the request of Macquarie Bank Limited ABN 46 008 583 542 AFSL 237502 ("MBL"). TPP is a Participant of the ASX Group. Neither TPP nor MBL are representatives of each other. Some of the fees paid to TPP for the provision of its services will be remitted to MBL. TPP and MBL do not provide personal financial advice in relation to Macquarie Online Trading. You should consider your own financial situation, particular needs and investment objectives before acting on any of the information available on this report.



# Estimated dividends & distributions (continued)

01 Jul 2020 - 30 Jun 2021

WES		WESFARMERS LIMITED ORDINARY					
Ex div. date	Payment date	Type	Div. amount	Franking %	Balance	Franking credit	Est. dividend
25/08/2020	01/10/2020	Final	\$0.95	100.00%	3,077	\$1,252.78	\$2,923.15
23/02/2021	31/03/2021	Interim	\$0.88	100.00%	3,140	\$1,184.23	\$2,763.20
Estimated sub total						\$2,437.01	\$5,686.35
Estimated total						\$15,010.09	\$45,872.97

The information presented in this report is a general estimation and is intended as a guide for indicative purposes only. It is an extrapolation of our understanding of your holdings against publicly available dividend entitlement and payment information. It should not be considered a replacement for your own records. We encourage you to confirm the information and holdings represented here.

While every effort has been made to provide you with an accurate statement, we give no warranty of accuracy or reliability and take no responsibility for any errors or omissions including negligence by any officers, employees or agents. We encourage you to confirm the information, holdings and valuations contained herein. Information contained in the report may only relate to the period since you commenced our service.

Copyright © 2021 Third Party Platform Pty Limited. All rights reserved.

Macquarie Online Trading is a service provided by Third Party Platform Pty Ltd ("TPP") ABN 74 121 227 905 AFSL No. 314341, at the request of Macquarie Bank Limited ABN 46 008 583 542 AFSL 237502 ("MBL"). TPP is a Participant of the ASX Group. Neither TPP nor MBL are representatives of each other. Some of the fees paid to TPP for the provision of its services will be remitted to MBL. TPP and MBL do not provide personal financial advice in relation to Macquarie Online Trading. You should consider your own financial situation, particular needs and investment objectives before acting on any of the information available on this report.

All registry communications to:  
Link Market Services Limited  
Locked Bag 46015, Sydney South NSW 1235  
Telephone (free call within Australia): +61 1800 804 255  
ASX Code: WBC  
Email: westpac@linkmarketservices.com.au  
Website: www.linkmarketservices.com.au



030/031177  
REXANDER PTY LTD  
<BARRY PAPAELIA S/F A/C>  
8 DRYDEN STREET  
CANTERBURY VIC 3126

**Key details**

**Payment date:** 18 December 2020  
**Record date:** 12 November 2020  
**SRN/HIN:** I00012208120  
**TFN/ABN status:** RECEIVED AND RECORDED

**Final dividend statement for the six months ended 30 September 2020  
Dividend Reinvestment Plan (DRP) participant statement**

This dividend is 100% franked with Australian franking credits at the company tax rate of 30%.

Description	Participating holding	Dividend rate per share*	Unfranked amount	Franked amount	Total amount	Franking credit
Ordinary shares	4,224	31 cents	\$0.00	\$1,309.44	\$1,309.44	\$561.19
<b>Net dividend amount</b>						
					\$1,309.44	
***New Zealand Imputation Credit (NZIC)						
					\$10.19	NZ\$295.68
Cash balance brought forward from your plan account						
					\$1,319.63	
Amount available for reinvestment						
					\$1,308.78	
Cash reinvested has been applied to 66 shares at \$19.83 per share						
					\$10.85	
Cash balance carried forward in your plan account						

\* The final dividend of 31 cents per share takes into consideration the cost of the Bank Levy which was equivalent to 6 cents per share over 2020.  
All amounts are in Australian dollars unless otherwise stated.  
... Only relevant for New Zealand taxpayers.

**DRP Transaction holding statement**

Date	Transaction type	Increase	Decrease	Holding balance
12/11/2020	Opening balance			4,224
18/12/2020	Dividend plan allotment	66		
18/12/2020	Closing balance			4,290

**Note:** The 'Opening balance' recorded in the DRP holding statement above may not be the same as the 'participating holding' recorded in the top section of the DRP participant statement, where your participation in the DRP is partial. The closing balance of ordinary shares excludes any trades or transfers since the record date. Neither Westpac Banking Corporation nor Link Market Services Limited will be liable for any losses incurred by any person who relies on the holdings shown without making their own adjustments for any transactions not included.

Please keep this statement for your tax records.  
It can also be accessed online in Link's Investor Centre, see over for login instructions.

All registry communications to:  
Link Market Services Limited  
Locked Bag 46015, Sydney South NSW 1235  
Telephone (free call within Australia): +61 1800 804 255  
ASX Code: WBC  
Email: westpac@linkmarketservices.com.au  
Website: www.linkmarketservices.com.au



030/028647  
REXANDER PTY LTD  
<BARRY PAPAELIA S/F A/C>  
8 DRYDEN STREET  
CANTERBURY VIC 3126

**Key details**

**Payment date:** 25 June 2021  
**Record date:** 14 May 2021  
**SRN/HIN:** I\*\*\*\*\*8120  
**TFN/ABN status:** RECEIVED AND RECORDED

**Interim dividend statement for the six months ended 31 March 2021  
Dividend Reinvestment Plan (DRP) participant statement**

This dividend is 100% franked with Australian franking credits at the company tax rate of 30%.

Description	Participating holding	Dividend rate per share*	Unfranked amount	Franked amount	Total amount	Franking credit
Ordinary shares	4,290	58 cents	\$0.00	\$2,488.20	\$2,488.20	\$1,066.37
<b>Net dividend amount</b>						
					\$2,488.20	
***New Zealand Imputation Credit (NZIC)						
					\$10.85	NZ\$300.30
Cash balance brought forward from your plan account						
					\$2,499.05	
Amount available for reinvestment						
					\$2,494.08	
Cash reinvested has been applied to 96 shares at \$25.98 per share						
					\$4.97	
Cash balance carried forward in your plan account						

\* The interim dividend of 58 cents per share takes into consideration the cost of the Bank Levy which was equivalent to 4 cents per share over 2021.  
All amounts are in Australian dollars unless otherwise stated.  
... Only relevant for New Zealand taxpayers.

**DRP Transaction holding statement**

Date	Transaction type	Increase	Decrease	Holding balance
14/05/2021	Opening balance			4,290
25/06/2021	Dividend plan allotment	96		
25/06/2021	Closing balance			4,386

**Note:** The 'Opening balance' recorded in the DRP holding statement above may not be the same as the 'participating holding' recorded in the top section of the DRP participant statement, where your participation in the DRP is partial. The closing balance of ordinary shares excludes any trades or transfers since the record date. Neither Westpac Banking Corporation nor Link Market Services Limited will be liable for any losses incurred by any person who relies on the holdings shown without making their own adjustments for any transactions not included.

Please keep this statement for your tax records.  
It can also be accessed online in Link's Investor Centre, see over for login instructions.



BHP Group Limited  
ABN 49 004 028 077

**Update Your Details:**

[www.computershare.com.au/investor](http://www.computershare.com.au/investor)  
 (within Australia) 1300 666 780  
 (outside Australia) +61 3 9415 4020  
 Computershare Investor Services Pty Limited  
 GPO Box 2975 Melbourne  
 Victoria 3001 Australia

1 09117 000 BHP  
  
 REXANDER PTY LTD  
 <BARRY PAPAELIA SUPER A/C>  
 8 DRYDEN STREET  
 CANTERBURY VIC 3126

**Your Shareholding**  
 SHARE CLASS: Ordinary Shares  
 HOLDER NUMBER: HIN WITTHELD  
 TFN/ABN STATUS: Quoted  
 DIRECT CREDIT REF NO: 909508  
 RECORD DATE: 4 September 2020  
 PAYMENT DATE: 22 September 2020

You must keep this document for your tax records.

**BHP Group Limited Shares**

**382nd Dividend Payment - Dividend Statement & Direct Credit Advice**

The statement below represents your final dividend for the year ended 30 June 2020. This dividend is paid at the rate of 55 US cents (equivalent to 75.456167 Australian cents) per share on your holding of fully paid ordinary shares, registered in your name and entitled to participate as at the record date. This dividend has been franked in Australia at a rate of 100% and the company tax rate used to determine the franking credit is 30%. All amounts are in Australian dollars, except where indicated.

Caroline Cox  
 Group General Counsel and Company Secretary

Amount per Security	Number of Securities	Unfranked Amount	Franked Amount	Gross Payment
A75.456167 cents	38,017	A\$0.00	A\$28,686.17	A\$28,686.17
<b>Net Payment</b>		<b>Australian Franking Credit</b>		<b>A\$12,294.07</b>

**Your Payment Instruction**

ANZ  
 BSB: 013-278  
 Account Number: XXXXXXXX33  
**Amount Deposited**  
**A\$28,686.17**

If payment cannot be made to the above instruction, you will be issued with a cheque in the same currency as the Amount Deposited.

261374.06.V4



BHP Group Limited  
ABN 49 004 028 077

**Update Your Details:**

[www.computershare.com.au/investor](http://www.computershare.com.au/investor)  
 (within Australia) 1300 666 780  
 (outside Australia) +61 3 9415 4020  
 Computershare Investor Services Pty Limited  
 GPO Box 2975 Melbourne  
 Victoria 3001 Australia

1 08259 000 BHP  
  
 REXANDER PTY LTD  
 <BARRY PAPAELIA SUPER A/C>  
 8 DRYDEN STREET  
 CANTERBURY VIC 3126

**Your Shareholding**  
 SHARE CLASS: Ordinary Shares  
 HOLDER NUMBER: HIN WITTHELD  
 TFN/ABN STATUS: Quoted  
 DIRECT CREDIT REF NO: 907313  
 RECORD DATE: 5 March 2021  
 PAYMENT DATE: 23 March 2021

You must keep this document for your tax records.

**BHP Group Limited Shares**

**383rd Dividend Payment - Dividend Statement & Direct Credit Advice**

The statement below represents your interim dividend for the year ending 30 June 2021. This dividend is paid at the rate of US\$1.01 (equivalent to A\$1.31134770) per share on your holding of fully paid ordinary shares, registered in your name and entitled to participate as at the record date. This dividend has been franked in Australia at a rate of 100% and the company tax rate used to determine the franking credit is 30%. All amounts are in Australian dollars, except where indicated.

Stefanie Wilkinson  
 Group Company Secretary

Amount per Security	Number of Securities	Unfranked Amount	Franked Amount	Gross Payment
A\$1.31134770	39,017	A\$0.00	A\$51,164.85	A\$51,164.85
<b>Net Payment</b>		<b>Australian Franking Credit</b>		<b>A\$51,164.85</b>
				<b>A\$21,927.79</b>

**Your Payment Instruction**

ANZ  
 BSB: 013-278  
 Account Number: XXXXXXXX33  
**Amount Deposited**  
**A\$51,164.85**

If payment cannot be made to the above instruction, you will be issued a cheque in the same currency as the Amount Deposited.



### NEED ASSISTANCE?

www.anz.com/shareholder/centre  
 anzshareregistry@computershare.com.au  
 Computershare Investor Services Pty Limited  
 GPO Box 2975 Melbourne  
 Victoria 3001 Australia

1800 113 399 (within Australia)  
 0800 174 007 (within New Zealand)  
 +61 3 9415 4010 (Outside Australia)

2 0 2 5 4 8



REXANDER PTY LTD  
 <BARRY PAPAELIA S/FUND A/C>  
 8 DRYDEN STREET  
 CANTERBURY VIC 3126

Holder Identification Number (HIN)

### HIN WITHHELD

Share Class Ordinary  
 Record Date 25 August 2020  
 DRP Election Date 26 August 2020  
 Allotment Date 30 September 2020  
 TFN/ABN Quoted

## DIVIDEND REINVESTMENT PLAN (DRP) ADVISE

DRP transaction details relating to ANZ's Interim Dividend of A\$0.25 per share for the half year ended 31 March 2020 are set out below.

PARTICIPATING SHARES	FRANKED AMOUNT	UNFRANKED AMOUNT	NET AMOUNT	FRANKING CREDIT
6,603	A\$1,650.75	A\$0.00	A\$1,650.75	A\$707.46

Credit balance brought forward in your DRP account:

A\$14.06

Total available for reinvestment:

A\$1,664.81

Amount applied to the allotment of 92 shares at A\$18.06 each:

A\$1,661.52

Credit balance carried forward in your DRP account:

A\$3.29

The dividend is 100% franked at the Australian company tax rate of 30%.

A NZ Imputation Credit of **NZ\$198.09** has been attached to the above dividend. For NZ taxpayers, your NZ gross income will include the aggregate of the Net Amount and the NZ Imputation Credit which should be included in your income tax return.

Shareholders should obtain their own professional advice on the tax implications of the dividend and retain this document to assist in tax return preparation.

### SHAREHOLDING

Number of shares held: 6,603  
 New DRP shares: 92  
**SHARES NOW HELD: 6,695**



### NEED ASSISTANCE?

anz.com/shareholder/centre  
 anzshareregistry@computershare.com.au  
 Computershare Investor Services Pty Limited  
 GPO Box 2975 Melbourne  
 Victoria 3001 Australia

1800 113 399 (within Australia)  
 0800 174 007 (within New Zealand)  
 +61 3 9415 4010 (Outside Australia)

2 0 7 6 3 5



REXANDER PTY LTD  
 <BARRY PAPAELIA S/FUND A/C>  
 8 DRYDEN STREET  
 CANTERBURY VIC 3126

Holder Identification Number (HIN)

### HIN WITHHELD

Share Class Ordinary  
 Record Date 10 November 2020  
 DRP Election Date 11 November 2020  
 Allotment Date 16 December 2020  
 TFN/ABN Quoted

## DIVIDEND REINVESTMENT PLAN (DRP) ADVISE

DRP transaction details relating to ANZ's Final Dividend of A\$0.35 per share for the year ended 30 September 2020 are set out below.

PARTICIPATING SHARES	FRANKED AMOUNT	UNFRANKED AMOUNT	NET AMOUNT	FRANKING CREDIT
6,695	A\$2,343.25	A\$0.00	A\$2,343.25	A\$1,004.25

Credit balance brought forward in your DRP account:

A\$3.29

Total available for reinvestment:

A\$2,346.54

Amount applied to the allotment of 105 shares at A\$22.19 each:

A\$2,329.95

Credit balance carried forward in your DRP account:

A\$16.59

The dividend is 100% franked at the Australian company tax rate of 30%.

A NZ Imputation Credit of **NZ\$267.80** has been attached to the above dividend. For NZ taxpayers, your NZ gross income will include the aggregate of the Net Amount and the NZ Imputation Credit which should be included in your income tax return.

Shareholders should obtain their own professional advice on the tax implications of the dividend and retain this document to assist in tax return preparation.

### SHAREHOLDING

Number of shares held: 6,695  
 New DRP shares: 105  
**SHARES NOW HELD: 6,800**



**UPCOMING EVENTS**

**29 October 2020**  
 Full Year Results announced



To update your shareholder information in a fast, secure and environmentally friendly way visit [anz.com/easyupdate](http://anz.com/easyupdate).





### NEED ASSISTANCE?

www.anz.com/shareholder/centre  
 anzshareregistry@computershare.com.au  
 Computershare Investor Services Pty Limited  
 GPO Box 2975 Melbourne  
 Victoria 3001 Australia



1800 113 399 (within Australia)  
 0800 174 007 (within New Zealand)  
 +61 3 9415 4010 (outside Australia)

— 202549 000 ANZ

REXANDER PTY LTD  
 <BARRY PAPAELIA SUPER AC>  
 8 DRYDEN STREET  
 CANTERBURY VIC 3126

Holder Identification Number (HIN)

**HIN WITHHELD**

Share Class Ordinary  
 Record Date 25 August 2020  
 DRP Election Date 26 August 2020  
 Allotment Date 30 September 2020  
 TFN/ABN Quoted

## DIVIDEND REINVESTMENT PLAN (DRP) ADVISE

DRP transaction details relating to ANZ's Interim Dividend of A\$0.25 per share for the half year ended 31 March 2020 are set out below.

PARTICIPATING SHARES	FRANKED AMOUNT	UNFRANKED AMOUNT	NET AMOUNT	FRANKING CREDIT
33,102	A\$8,275.50	A\$0.00	A\$8,275.50	A\$3,546.64

Credit balance brought forward in your DRP account:

A\$13.57

Total available for reinvestment:

A\$8,289.07

Amount applied to the allotment of 458 shares at A\$18.06 each:

A\$8,271.48

Credit balance carried forward in your DRP account:

A\$17.59

The dividend is 100% franked at the Australian company tax rate of 30%. A NZ Imputation Credit of NZ\$993.06 has been attached to the above dividend. For NZ taxpayers, your NZ gross income will include the aggregate of the Net Amount and the NZ Imputation Credit which should be included in your income tax return.

Shareholders should obtain their own professional advice on the tax implications of the dividend and retain this document to assist in tax return preparation.

### SHAREHOLDING

Number of shares held: 33,102  
 New DRP shares: 458

**SHARES NOW HELD: 33,560**



### NEED ASSISTANCE?

anz.com/shareholder/centre  
 anzshareregistry@computershare.com.au  
 Computershare Investor Services Pty Limited  
 GPO Box 2975 Melbourne  
 Victoria 3001 Australia



1800 113 399 (within Australia)  
 0800 174 007 (within New Zealand)  
 +61 3 9415 4010 (outside Australia)

— 207636 000 ANZ

REXANDER PTY LTD  
 <BARRY PAPAELIA SUPER AC>  
 8 DRYDEN STREET  
 CANTERBURY VIC 3126

Holder Identification Number (HIN)

**HIN WITHHELD**

Share Class Ordinary  
 Record Date 10 November 2020  
 DRP Election Date 11 November 2020  
 Allotment Date 16 December 2020  
 TFN/ABN Quoted

## DIVIDEND REINVESTMENT PLAN (DRP) ADVISE

DRP transaction details relating to ANZ's Final Dividend of A\$0.35 per share for the year ended 30 September 2020 are set out below.

PARTICIPATING SHARES	FRANKED AMOUNT	UNFRANKED AMOUNT	NET AMOUNT	FRANKING CREDIT
33,560	A\$11,746.00	A\$0.00	A\$11,746.00	A\$5,034.00

Credit balance brought forward in your DRP account:

A\$17.59

Total available for reinvestment:

A\$11,763.59

Amount applied to the allotment of 530 shares at A\$22.19 each:

A\$11,760.70

Credit balance carried forward in your DRP account:

A\$2.89

The dividend is 100% franked at the Australian company tax rate of 30%. A NZ Imputation Credit of NZ\$1,342.40 has been attached to the above dividend. For NZ taxpayers, your NZ gross income will include the aggregate of the Net Amount and the NZ Imputation Credit which should be included in your income tax return.

Shareholders should obtain their own professional advice on the tax implications of the dividend and retain this document to assist in tax return preparation.

### SHAREHOLDING

Number of shares held: 33,560  
 New DRP shares: 530

**SHARES NOW HELD: 34,090**



**UPCOMING EVENTS**

**29 October 2020**  
 Full Year Results announced



To update your shareholder information in a fast, secure and environmentally friendly way visit [anz.com/easyupdate](http://anz.com/easyupdate).

202025\_16\_19



201928\_16\_19



## 2020 Interim Dividend Statement

239972 000 NAB



REXANDER PTY LTD  
<BARRY PAPAELIA S/FUND A/C>  
8 DRYDEN STREET  
CANTERBURY VIC 3126

### Need assistance?

[www.nab.com.au/shareholder](http://www.nab.com.au/shareholder)

(in Australia) 1300 367 647  
(outside Australia) +61 3 9415 4299

### Holder Identification Number (HIN)

HIN WITHHELD

### Summary of key information

Payment Date 3 July 2020  
Record Date 4 May 2020  
TFN/ABN status Quoted  
ASX code NAB

## Interim Dividend for the year ending 30 September 2020

The details below represent your participation in National Australia Bank's Dividend Reinvestment Plan (DRP) on shares registered in your name at the record date.

The dividend is 30 cents per ordinary share, franked to 100% at the relevant Australian Corporate Tax Rate of 30%.

Ordinary Shares	Price per Share	Unfranked Amount	Franked Amount	Franking Credit	Shares Allotted
22,201	\$15.52	\$0.00	\$6,660.30	\$2,854.41	429

### Dividend Summary

22,201 shares x 30 cents = \$6,660.30

The allotment of shares issued under the DRP is set out on the reverse side of this statement.

Full details of the Dividend Package is available at [www.nab.com.au/dividendpackage](http://www.nab.com.au/dividendpackage)

## Tax information

### Australian resident shareholders

**Franked Amount:** This should be included in your assessable income.

**Franking Credit:** This may also need to be included in your assessable income. This amount may be available as a tax offset to reduce your income tax liability.

If you are unsure of the tax treatment of your dividend, please contact your accountant or taxation adviser.

**Dividend Amount \$6,660.30**



## 2020 Final Dividend Statement

046860 000 NAB



REXANDER PTY LTD  
<BARRY PAPAELIA S/FUND A/C>  
8 DRYDEN STREET  
CANTERBURY VIC 3126

### Contact our Share Registry

[www.investorcentre.com/au](http://www.investorcentre.com/au)

(in Australia) 1300 367 647  
(outside Australia) +61 3 9415 4299

### Holder Identification Number (HIN)

HIN WITHHELD

### Summary of key information

Payment Date 10 December 2020  
Record Date 13 November 2020  
TFN/ABN status Quoted  
ASX code NAB

## Final Dividend for the year ended 30 September 2020

The details below represent your participation in National Australia Bank's Dividend Reinvestment Plan (DRP) on shares registered in your name at the record date.

The dividend is 30 cents per ordinary share, franked to 100% at the relevant Australian Corporate Tax Rate of 30%.

Ordinary Shares	Price per Share	Unfranked Amount	Franked Amount	Franking Credit	Shares Allotted
24,750	\$23.01	\$0.00	\$7,425.00	\$3,182.14	323

### Dividend Summary

24,750 shares x 30 cents = \$7,425.00

The allotment of shares issued under the DRP is set out on the reverse side of this statement.

Full details of the Dividend Package is available at [www.nab.com.au/dividendpackage](http://www.nab.com.au/dividendpackage)

## Tax information

### Australian resident shareholders

**Franked Amount:** This should be included in your assessable income.

**Franking Credit:** This may also need to be included in your assessable income. This amount may be available as a tax offset to reduce your income tax liability.

### New Zealand tax resident shareholders


New Zealand tax law requires us to notify shareholders that New Zealand imputation credits have been attached to this dividend at a rate of NZ\$0.09 per share. These credits are only relevant for shareholders required to file a New Zealand income tax return.

The aggregate of the dividend amount together with the attached New Zealand imputation credits is NZ\$10,100.97.

If you are unsure of the tax treatment of your dividend, please contact your accountant or taxation adviser.

**Dividend Amount \$7,425.00**

# Payment Advice



All Registry communications to:  
 TELSTRA CORPORATION LIMITED  
 PO Box A942 SYDNEY SOUTH NSW 1234  
 Telephone: 1300 88 66 77  
 ASX Code: TLS  
 Email: [telstra@linkmarketservices.com.au](mailto:telstra@linkmarketservices.com.au)  
 Website: [www.linkmarketservices.com.au](http://www.linkmarketservices.com.au)

## TELSTRA CORPORATION LIMITED

ABN: 33 051 775 556  
 REXANDER PTY LTD <BARRY PAPAELIA SIFUND A/C>  
 8 DRYDEN STREET  
 CANTERBURY VIC  
 3126

## DIVIDEND STATEMENT

Reference No.: I\*\*\*\*\*7289  
 Payment Date: 24 September 2020  
 Record Date: 27 August 2020

Security Description	Dividend Rate per Share	Participating Shares	Unfranked Amount	Franked Amount	Total Payment	Franking Credit
TLS - FULLY PAID ORDINARY SHARES	\$0.08	7,409	\$0.00	\$592.72	\$592.72	\$354.02

Less Withholding Tax  
 Net Amount  
 Represented By:  
 Direct Credit amount

The amount of AUD 592.72 was deposited to the bank account detailed below:

ANZ BANK

BARRY PAPAELIA P/L SUPER  
 BSB: 015-278 ACC: \*\*\*\*\*5733

DIRECT CREDIT REFERENCE NO.: 1249903984

Franked Rate per Share  
 Franking Percentage  
 Company Tax Rate


\$0.08  
 100%  
 30%

The final dividend for the period ended 30 June 2020 is comprised of a final ordinary dividend of 5 cents per share and a final special dividend of 3 cents per share, both fully franked at the company tax rate of 30%.

The total amount together with the franking credit (if any) should be disclosed as assessable income in your Australian tax return.

Note: You may require this statement for taxation purposes. All investors should seek independent advice relevant to their own particular circumstances. Please ensure your details are current by viewing and updating via the online service centre.

# Payment Advice



All Registry communications to:  
 TELSTRA CORPORATION LIMITED  
 PO Box A942 SYDNEY SOUTH NSW 1234  
 Telephone: 1300 88 66 77  
 ASX Code: TLS  
 Email: [telstra@linkmarketservices.com.au](mailto:telstra@linkmarketservices.com.au)  
 Website: [www.linkmarketservices.com.au](http://www.linkmarketservices.com.au)

## TELSTRA CORPORATION LIMITED

ABN: 33 051 775 556  
 REXANDER PTY LTD <BARRY PAPAELIA SIFUND A/C>  
 8 DRYDEN STREET  
 CANTERBURY VIC  
 3126

## DIVIDEND STATEMENT

Reference No.: I\*\*\*\*\*7289  
 Payment Date: 26 March 2021  
 Record Date: 25 February 2021

Security Description	Dividend Rate per Share	Participating Shares	Unfranked Amount	Franked Amount	Total Payment	Franking Credit
TLS - FULLY PAID ORDINARY SHARES	\$0.08	7,409	\$0.00	\$592.72	\$592.72	\$284.02

Less Withholding Tax  
 Net Amount  
 Represented By:  
 Direct Credit amount

The amount of AUD 592.72 was deposited to the bank account detailed below:

ANZ BANK

BARRY PAPAELIA P/L SUPER  
 BSB: 015-278 ACC: \*\*\*\*\*5733

DIRECT CREDIT REFERENCE NO.: 1256559145

Franked Rate per Share  
 Franking Percentage  
 Company Tax Rate

\$0.08  
 100%  
 30%

The interim dividend for the period ended 31 December 2020 is comprised of an interim ordinary dividend of 5 cents per share and an interim special dividend of 3 cents per share, both fully franked at the company tax rate of 30%.

The total amount together with the franking credit (if any) should be disclosed as assessable income in your Australian tax return.

Note: You may require this statement for taxation purposes. All investors should seek independent advice relevant to their own particular circumstances. Please ensure your details are current by viewing and updating via the online service centre.





Macquarie Group Limited  
ABN 94 122 169 279

All correspondence to:  
**BoardRoom**

Boardroom Pty Limited  
ABN 14 003 209 886  
GPO Box 3993  
Sydney NSW 2001  
Tel: 1300 554 096  
macquarie@boardroomlimited.com.au

REXANDER PTY LTD  
<BARRY PAPAELIA S/F A/C>  
8 DRYDEN STREET  
CANTERBURY VIC 3126

ASX Code: MOG  
SRNHIN: X\*\*\*\*\*8182  
TFN/ABN status: Quoted  
Record Date: 19/05/2020  
Payment Date: 03/07/2020

### Dividend Statement – Macquarie Group Limited

Dear Shareholder,

This dividend statement is for your Macquarie Group Limited final ordinary dividend for the year ended 31 March 2020.

This dividend is franked at 40% at the Australian corporate tax rate of 30%. Macquarie Group Limited declares the whole of the unfranked amount to be conduit foreign income.

Description	Dividend Rate per share \$	Shares Participating in DRP	Unfranked Amount \$	Franked Amount \$	Gross Amount \$	Franking Credits \$
Fully Paid Ordinary	1.80	4,737	5,115.96	3,410.64	8,526.60	1,461.70

500066949732

### Dividend Reinvestment Plan (DRP) Statement

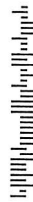
Cash fraction brought forward	\$82.34
Net dividend available for reinvestment	\$8,526.60
<b>Total available for reinvestment</b>	<b>\$8,588.94</b>
DRP issue price	\$110.47
Total amount applied to new shares	\$8,506.19
Cash balance carried forward to next payment	\$82.75
Number of shares held as at Record Date	4,737
Number of new shares issued	77
<b>Number of shares now held<sup>1</sup></b>	<b>4,814</b>

1. The total number of shares now held may not be your current holding balance if you have purchased or transferred shares after the Ex-Date. Neither Macquarie Group Limited nor Boardroom Pty Limited will be liable for any financial loss incurred by any holder who relies on the balances shown without making their own adjustments for any further transactions.

Please retain this statement for taxation purposes



Macquarie Group Limited  
ABN 94 122 169 279



030 012235

REXANDER PTY LTD  
<BARRY PAPAELIA S/F A/C>  
8 DRYDEN STREET  
CANTERBURY VIC 3126

### Dividend Statement

ASX Code: MOG  
Payment date: 22 December 2020  
Record date: 17 November 2020  
SRNHIN: X\*\*\*\*\*8182  
TFN/ABN Status: Quoted

Dear Shareholder,

This dividend statement is for your Macquarie Group interim ordinary dividend for the six months ended 30 September 2020.

This dividend is franked at 40% at the Australian corporate tax rate of 30%. Macquarie Group Limited declares the whole of the unfranked amount to be conduit foreign income.

Description	Dividend Rate per share \$	Shares Held	Unfranked Amount \$	Franked Amount \$	Gross Amount \$	Franking Credits \$
Ordinary Shares	1.35	4,814	3,899.34	2,599.56	6,498.90	1,114.10

#### Dividend Reinvestment Plan information:

Cash balance brought forward: \$82.75  
Total available for reinvestment: \$6,581.65  
Total available has been applied to \*\*47\*\* shares at \$139.08 per share: \$6,536.76  
Cash balance carried forward to next dividend: \$44.89

Total number of ordinary shares held before the allocation: 4,814  
Number of shares allocated: 47  
\* Total number of ordinary shares held after the allocation: 4,861

\*Note: The total number of ordinary shares held after the allocation may not be your current holding balance if you have purchased or transferred shares after the Ex-Date. Neither Macquarie Group Limited nor Link Market Services Limited will be liable for any losses incurred by any person who relies on the holding shown without making their own adjustments for any transactions.

#### IMPORTANT INFORMATION

See overleaf for instructions on how to update your details online.

This statement contains important information to assist you in preparing any tax returns you may be required to lodge. Please retain this statement for taxation purposes as a charge may be levied for replacement.

# Payment Advice



## TELSTRA CORPORATION LIMITED

ABN: 33 051 775 556

REXANDER PTY LTD <BARRY PAPAELIA S/F A/C>  
8 DRYDEN STREET  
CANTERBURY VIC  
3126

All Registry communications to:  
TELSTRA CORPORATION LIMITED  
PO Box A942 SYDNEY SOUTH NSW 1234  
Telephone: 1300 88 66 77  
ASX Code: TLS  
Email: [telstra@linkmarketservices.com.au](mailto:telstra@linkmarketservices.com.au)  
Website: [www.linkmarketservices.com.au](http://www.linkmarketservices.com.au)

## DIVIDEND STATEMENT

Reference No.: X\*\*\*\*\*8182  
Payment Date: 24 September 2020  
Record Date: 27 August 2020

Security Description	Dividend Rate per Share	Participating Shares	Unfranked Amount	Franked Amount	Total Payment	Franking Credit
TLS - FULLY PAID ORDINARY SHARES	\$0.08	22,226	\$0.00	\$1,778.08	\$1,778.08	\$782.03

Less Withholding Tax  
Net Amount  
Represented By:  
Direct Credit amount

\$0.00  
AUD 1,778.08  
AUD 1,778.08

### BANKING INSTRUCTIONS

The amount of AUD 1,778.08 was deposited to the bank account detailed below:

MACQUARIE BANK  
REXANDER PTY LTD <BARRY PAPAELIA  
BSB: 182-512 ACC: \*\*\*\*\*2888  
DIRECT CREDIT REFERENCE NO.: 1249903974

### FRANKING INFORMATION


Franked Rate per Share  
Franking Percentage  
Company Tax Rate

\$0.08  
100%  
30%

The final dividend for the period ended 30 June 2020 is comprised of a final ordinary dividend of 5 cents per share and a final special dividend of 3 cents per share, both fully franked at the company tax rate of 30%.

The total amount together with the franking credit (if any) should be disclosed as assessable income in your Australian tax return.

# Payment Advice



## TELSTRA CORPORATION LIMITED

ABN: 33 051 775 556

REXANDER PTY LTD <BARRY PAPAELIA S/F A/C>  
8 DRYDEN STREET  
CANTERBURY VIC  
3126

All Registry communications to:  
TELSTRA CORPORATION LIMITED  
PO Box A942 SYDNEY SOUTH NSW 1234  
Telephone: 1300 88 66 77  
ASX Code: TLS  
Email: [telstra@linkmarketservices.com.au](mailto:telstra@linkmarketservices.com.au)  
Website: [www.linkmarketservices.com.au](http://www.linkmarketservices.com.au)

## DIVIDEND STATEMENT

Reference No.: X\*\*\*\*\*8182  
Payment Date: 26 March 2021  
Record Date: 25 February 2021

Security Description	Dividend Rate per Share	Participating Shares	Unfranked Amount	Franked Amount	Total Payment	Franking Credit
TLS - FULLY PAID ORDINARY SHARES	\$0.08	22,226	\$0.00	\$1,778.08	\$1,778.08	\$782.03

Less Withholding Tax  
Net Amount  
Represented By:  
Direct Credit amount

\$0.00  
AUD 1,778.08  
AUD 1,778.08

### BANKING INSTRUCTIONS

The amount of AUD 1,778.08 was deposited to the bank account detailed below:

MACQUARIE BANK  
REXANDER PTY LTD <BARRY PAPAELIA  
BSB: 182-512 ACC: \*\*\*\*\*2888  
DIRECT CREDIT REFERENCE NO.: 1256959156

### FRANKING INFORMATION

Franked Rate per Share  
Franking Percentage  
Company Tax Rate

\$0.08  
100%  
30%


The interim dividend for the period ended 31 December 2020 is comprised of an interim ordinary dividend of 5 cents per share and an interim special dividend of 3 cents per share, both fully franked at the company tax rate of 30%.

The total amount together with the franking credit (if any) should be disclosed as assessable income in your Australian tax return.

Note: You may require this statement for taxation purposes. All investors should seek independent advice relevant to their own particular circumstances. Please ensure your details are current by viewing and updating via the online service centre.

Note: You may require this statement for taxation purposes. All investors should seek independent advice relevant to their own particular circumstances. Please ensure your details are current by viewing and updating via the online service centre.

# Payment Advice



All Registry communications to:  
 TELSTRA CORPORATION LIMITED  
 PO Box A942 SYDNEY SOUTH NSW 1234  
 Telephone: 1300 88 66 77  
 ASX Code: TLS  
 Email: [telstra@linkmarketservices.com.au](mailto:telstra@linkmarketservices.com.au)  
 Website: [www.linkmarketservices.com.au](http://www.linkmarketservices.com.au)

## DIVIDEND STATEMENT

Reference No.: \*\*\*\*\*6355  
 Payment Date: 24 September 2020  
 Record Date: 27 August 2020

## TELSTRA CORPORATION LIMITED

ABN: 33 051 775 556  
 REXANDER PTY LTD <BARRY PAPAELIA S/F A/C>  
 8 DRYDEN STREET  
 CANTERBURY VIC  
 3126

# Payment Advice



All Registry communications to:  
 TELSTRA CORPORATION LIMITED  
 PO Box A942 SYDNEY SOUTH NSW 1234  
 Telephone: 1300 88 66 77  
 ASX Code: TLS  
 Email: [telstra@linkmarketservices.com.au](mailto:telstra@linkmarketservices.com.au)  
 Website: [www.linkmarketservices.com.au](http://www.linkmarketservices.com.au)

## DIVIDEND STATEMENT

Reference No.: \*\*\*\*\*6355  
 Payment Date: 26 March 2021  
 Record Date: 25 February 2021

Security Description	Dividend Rate per Share	Participating Shares	Unfranked Amount	Franked Amount	Total Payment	Franking Credit
TLS - FULLY PAID ORDINARY SHARES	\$0.08	1,968	\$0.00	\$157.52	\$157.52	\$67.51
Less Withholding Tax Net Amount Represented By: Direct Credit amount						
				\$0.00	AUD 157.52	
					AUD 157.52	

The amount of AUD 157.52 was deposited to the bank account detailed below:

ANZ BANK  
 BARRY PAPAELIA P/L S/F  
 BSB: 013-278 ACC: \*\*\*\*\*9733  
 DIRECT CREDIT REFERENCE NO.: 1249903976

### FRANKING INFORMATION

Franked Rate per Share \$0.08  
 Franking Percentage 100%  
 Company Tax Rate 30%

The final dividend for the period ended 30 June 2020 is comprised of a final ordinary dividend of 5 cents per share and a final special dividend of 3 cents per share, both fully franked at the company tax rate of 30%.

The total amount together with the franking credit (if any) should be disclosed as assessable income in your Australian tax return.

Security Description	Dividend Rate per Share	Participating Shares	Unfranked Amount	Franked Amount	Total Payment	Franking Credit
TLS - FULLY PAID ORDINARY SHARES	\$0.08	1,968	\$0.00	\$157.52	\$157.52	\$67.51
Less Withholding Tax Net Amount Represented By: Direct Credit amount						
				\$0.00	AUD 157.52	
					AUD 157.52	

The amount of AUD 157.52 was deposited to the bank account detailed below:

ANZ BANK  
 BARRY PAPAELIA P/L S/F  
 BSB: 013-278 ACC: \*\*\*\*\*9733  
 DIRECT CREDIT REFERENCE NO.: 1256959154

### FRANKING INFORMATION

Franked Rate per Share \$0.08  
 Franking Percentage 100%  
 Company Tax Rate 30%

The interim dividend for the period ended 31 December 2020 is comprised of an interim ordinary dividend of 5 cents per share and an interim special dividend of 3 cents per share, both fully franked at the company tax rate of 30%.

The total amount together with the franking credit (if any) should be disclosed as assessable income in your Australian tax return.

Note: You may require this statement for taxation purposes. All investors should seek independent advice relevant to their own particular circumstances. Please ensure your details are current by viewing and updating via the online service centre.

Note: You may require this statement for taxation purposes. All investors should seek independent advice relevant to their own particular circumstances. Please ensure your details are current by viewing and updating via the online service centre.

# Payment Advice



## TELSTRA CORPORATION LIMITED

ABN: 33 051 775 556  
 REXANDER PTY LTD <BARRY PAPAELIA S/F A/C>  
 8 DRYDEN STREET  
 CANTERBURY  
 VIC  
 3126

All Registry communications to:  
 TELSTRA CORPORATION LIMITED  
 PO Box A942 SYDNEY SOUTH NSW 1234  
 Telephone: 1300 88 66 77  
 ASX Code: TLS  
 Email: telstra@linkmarketservices.com.au  
 Website: www.linkmarketservices.com.au

### DIVIDEND STATEMENT

Reference No.: I\*\*\*\*\*1330  
 Payment Date: 24 September 2020  
 Record Date: 27 August 2020

Security Description	Dividend Rate per Share	Participating Shares	Unfranked Amount	Franked Amount	Total Payment	Franking Credit
TLS - FULLY PAID ORDINARY SHARES	\$0.08	1,969	\$0.00	\$157.52	\$157.52	\$67.51
Less Withholding Tax Net Amount Represented By: Direct Credit amount						
				\$0.00	AUD 157.52	
					AUD 157.52	

### BANKING INSTRUCTIONS

The amount of AUD 157.52 was deposited to the bank account detailed below:

ANZ BANK  
 BARRY PAPAELIA P/L S/F  
 BSB: 013-278 ACC: \*\*\*\*\*5733  
 DIRECT CREDIT REFERENCE NO.: 1249003881

### FRANKING INFORMATION


Franked Rate per Share \$0.08  
 Franking Percentage 100%  
 Company Tax Rate 30%

The final dividend for the period ended 30 June 2020 is comprised of a final ordinary dividend of 5 cents per share and a final special dividend of 3 cents per share, both fully franked at the company tax rate of 30%.

The total amount together with the franking credit (if any) should be disclosed as assessable income in your Australian tax return.

Note: You may require this statement for taxation purposes. All investors should seek independent advice relevant to their own particular circumstances. Please ensure your details are current by viewing and updating via the online service centre.

# Payment Advice



## TELSTRA CORPORATION LIMITED

ABN: 33 051 775 556  
 REXANDER PTY LTD <BARRY PAPAELIA S/F A/C>  
 8 DRYDEN STREET  
 CANTERBURY  
 VIC  
 3126

All Registry communications to:  
 TELSTRA CORPORATION LIMITED  
 PO Box A942 SYDNEY SOUTH NSW 1234  
 Telephone: 1300 88 66 77  
 ASX Code: TLS  
 Email: telstra@linkmarketservices.com.au  
 Website: www.linkmarketservices.com.au

### DIVIDEND STATEMENT

Reference No.: I\*\*\*\*\*1330  
 Payment Date: 26 March 2021  
 Record Date: 23 February 2021

Security Description	Dividend Rate per Share	Participating Shares	Unfranked Amount	Franked Amount	Total Payment	Franking Credit
TLS - FULLY PAID ORDINARY SHARES	\$0.08	1,969	\$0.00	\$157.52	\$157.52	\$67.51
Less Withholding Tax Net Amount Represented By: Direct Credit amount						
				\$0.00	AUD 157.52	
					AUD 157.52	

### BANKING INSTRUCTIONS

The amount of AUD 157.52 was deposited to the bank account detailed below:

ANZ BANK  
 BARRY PAPAELIA P/L S/F  
 BSB: 013-278 ACC: \*\*\*\*\*5733  
 DIRECT CREDIT REFERENCE NO.: 1256959151

### FRANKING INFORMATION

Franked Rate per Share \$0.08  
 Franking Percentage 100%  
 Company Tax Rate 30%

The interim dividend for the period ended 31 December 2020 is comprised of an interim ordinary dividend of 5 cents per share and an interim special dividend of 3 cents per share, both fully franked at the company tax rate of 30%.

The total amount together with the franking credit (if any) should be disclosed as assessable income in your Australian tax return.

Note: You may require this statement for taxation purposes. All investors should seek independent advice relevant to their own particular circumstances. Please ensure your details are current by viewing and updating via the online service centre.

# Payment Advice



All Registry communications to:  
 TELSTRA CORPORATION LIMITED  
 PO Box A942 SYDNEY SOUTH NSW 1234  
 Telephone: 1300 88 88 77  
 ASX Code: TLS  
 Email: [telstra@linkmarketservices.com.au](mailto:telstra@linkmarketservices.com.au)  
 Website: [www.linkmarketservices.com.au](http://www.linkmarketservices.com.au)

## DIVIDEND STATEMENT

Reference No.: I\*\*\*\*\*4137  
 Payment Date: 24 September 2020  
 Record Date: 27 August 2020

**TELSTRA CORPORATION LIMITED**  
 ABN: 33 051 775 556

REXANDER PTY LTD <BARRY PAPAELIA S/F A/C>  
 8 DRYDEN STREET  
 CANTERBURY VIC  
 3126

Security Description	Dividend Rate per Share	Participating Shares	Unfranked Amount	Franked Amount	Total Payment	Franking Credit
TLS - FULLY PAID ORDINARY SHARES	\$0.08	1,969	\$0.00	\$157.52	\$157.52	\$67.51
Less Withholding Tax					\$0.00	
Net Amount Represented By:					AUD 157.52	
Direct Credit amount					AUD 157.52	

The amount of AUD 157.52 was deposited to the bank account detailed below:

ANZ BANK

BARRY PAPAELIA PL SUPER FUND  
 BSB: 013-278 ACC: \*\*\*\*\*5733

DIRECT CREDIT REFERENCE NO.: 1248903879

Franked Rate per Share 100%  
 Franking Percentage 30%  
 Company Tax Rate


The final dividend for the period ended 30 June 2020 is comprised of a final ordinary dividend of 5 cents per share and a final special dividend of 3 cents per share, both fully franked at the company tax rate of 30%.

The total amount together with the franking credit (if any) should be disclosed as assessable income in your Australian tax return.

Note: You may require this statement for taxation purposes. All investors should seek independent advice relevant to their own particular circumstances.

Please ensure your details are current by viewing and updating via the online service centre.

# Payment Advice



All Registry communications to:  
 TELSTRA CORPORATION LIMITED  
 PO Box A942 SYDNEY SOUTH NSW 1234  
 Telephone: 1300 88 88 77  
 ASX Code: TLS  
 Email: [telstra@linkmarketservices.com.au](mailto:telstra@linkmarketservices.com.au)  
 Website: [www.linkmarketservices.com.au](http://www.linkmarketservices.com.au)

**TELSTRA CORPORATION LIMITED**  
 ABN: 33 051 775 556

REXANDER PTY LTD <BARRY PAPAELIA S/F A/C>  
 8 DRYDEN STREET  
 CANTERBURY VIC  
 3126

Security Description	Dividend Rate per Share	Participating Shares	Unfranked Amount	Franked Amount	Total Payment	Franking Credit
TLS - FULLY PAID ORDINARY SHARES	\$0.08	1,969	\$0.00	\$157.52	\$157.52	\$67.51
Less Withholding Tax					\$0.00	
Net Amount Represented By:					AUD 157.52	
Direct Credit amount					AUD 157.52	

The amount of AUD 157.52 was deposited to the bank account detailed below:

ANZ BANK

BARRY PAPAELIA PL SUPER FUND  
 BSB: 013-278 ACC: \*\*\*\*\*5733

DIRECT CREDIT REFERENCE NO.: 1255959149

Franked Rate per Share 100%  
 Franking Percentage 30%  
 Company Tax Rate

The interim dividend for the period ended 31 December 2020 is comprised of an interim ordinary dividend of 5 cents per share and an interim special dividend of 3 cents per share, both fully franked at the company tax rate of 30%.

The total amount together with the franking credit (if any) should be disclosed as assessable income in your Australian tax return.

Note: You may require this statement for taxation purposes. All investors should seek independent advice relevant to their own particular circumstances.

Please ensure your details are current by viewing and updating via the online service centre.

20/21



## 2020 Interim Dividend Statement

┌ 239973 000 NAB



REXANDER PTY LTD  
 <BARRY PAPAELIA SUPER A/C>  
 8 DRYDEN STREET  
 CANTERBURY VIC 3126

### Need assistance?

[www.nab.com.au/shareholder](http://www.nab.com.au/shareholder)

(in Australia) 1300 367 647  
 (outside Australia) +61 3 9415 4299

### Holder Identification Number (HIN)

HIN WITHHELD

### Summary of key information

Payment Date	3 July 2020
Record Date	4 May 2020
TFN/ABN status	Quoted
ASX code	NAB

## Interim Dividend for the year ending 30 September 2020

The details below represent your participation in National Australia Bank's Dividend Reinvestment Plan (DRP) on shares registered in your name at the record date.

The dividend is 30 cents per ordinary share, franked to 100% at the relevant Australian Corporate Tax Rate of 30%.

Ordinary Shares	Price per Share	Unfranked Amount	Franked Amount	Franking Credit	Shares Allotted
37,399	\$15.52	\$0.00	\$11,219.70	\$4,808.44	723

### Dividend Summary

37,399 shares x 30 cents = \$11,219.70

The allotment of shares issued under the DRP is set out on the reverse side of this statement.

Full details of the Dividend Package is available at [www.nab.com.au/dividendpackage](http://www.nab.com.au/dividendpackage)

## Tax information

### Australian resident shareholders

**Franked Amount:** This should be included in your assessable income.

**Franking Credit:** This may also need to be included in your assessable income.

This amount may be available as a tax offset to reduce your income tax liability.

If you are unsure of the tax treatment of your dividend, please contact your accountant or taxation adviser.

**Dividend Amount \$11,219.70**



## 2020 Final Dividend Statement

046861 000 NAB



REXANDER PTY LTD  
<BARRY PAPAELIA SUPER A/C>  
8 DRYDEN STREET  
CANTERBURY VIC 3126

### Contact our Share Registry

www.investorcentre.com/au

(in Australia) 1300 367 647  
(outside Australia) +61 3 9415 4299

### Holder Identification Number (HIN)

HIN WITHHELD

### Summary of key information

Payment Date 10 December 2020  
Record Date 13 November 2020  
TFN/ABN status Quoted  
ASX code NAB

## Final Dividend for the year ended 30 September 2020

The details below represent your participation in National Australia Bank's Dividend Reinvestment Plan (DRP) on shares registered in your name at the record date.

The dividend is 30 cents per ordinary share, franked to 100% at the relevant Australian Corporate Tax Rate of 30%.

Ordinary Shares	Price per Share	Unfranked Amount	Franked Amount	Franking Credit	Shares Allotted
38,122	\$23.01	\$0.00	\$11,436.60	\$4,901.40	497

### Dividend Summary

38,122 shares x 30 cents = \$11,436.60

The allotment of shares issued under the DRP is set out on the reverse side of this statement.

Full details of the Dividend Package is available at [www.nab.com.au/dividendpackage](http://www.nab.com.au/dividendpackage)

## Tax information

### Australian resident shareholders

**Franked Amount:** This should be included in your assessable income.

**Franking Credit:** This may also need to be included in your assessable income. This amount may be available as a tax offset to reduce your income tax liability.

### New Zealand tax resident shareholders

New Zealand tax law requires us to notify shareholders that New Zealand imputation credits have been attached to this dividend at a rate of NZ\$0.09 per share. These credits are only relevant for shareholders required to file a New Zealand income tax return.

The aggregate of the dividend amount together with the attached New Zealand imputation credits is NZ\$15,558.35.

If you are unsure of the tax treatment of your dividend, please contact your accountant or taxation adviser.

**Dividend Amount \$11,436.60**



Macquarie Group Limited  
ABN 94 122 169 279

All correspondence to:  
**BoardRoom**

Boardroom Pty Limited  
ABN 14 003 209 836  
GPO Box 3993  
Sydney NSW 2001  
Tel: 1300 554 096  
macquarie@boardroomlimited.com.au

REXANDER PTY LTD  
<BARRY PAPAELIA SUPER A/C>  
8 DRYDEN STREET  
CANTERBURY VIC 3126

ASX Code: MQG  
SRN/HIN: X\*\*\*\*\*3301  
TFN/ABN status: Quoted  
Record Date: 19/05/2020  
Payment Date: 03/07/2020

## Dividend Statement – Macquarie Group Limited

Dear Shareholder,

This dividend statement is for your Macquarie Group Limited final ordinary dividend for the year ended 31 March 2020.

This dividend is franked at 40% at the Australian corporate tax rate of 30%. Macquarie Group Limited declares the whole of the unfranked amount to be conduit foreign income.

Description	Dividend Rate per share \$	Shares Participating in DRP	Unfranked Amount \$	Franked Amount \$	Gross Amount \$	Franking Credits \$
Fully Paid Ordinary	1.80	4,707	5,083.56	3,389.04	8,472.60	1,452.45

S00013069468

## Dividend Reinvestment Plan (DRP) Statement

Cash fraction brought forward	\$122.94
Net dividend available for reinvestment	\$8,472.60
<b>Total available for reinvestment</b>	<b>\$8,595.54</b>
DRP issue price	\$110.47
Total amount applied to new shares	\$8,506.19
Cash balance carried forward to next payment	\$89.35
Number of shares held as at Record Date	4,707
Number of new shares issued	77
<b>Number of shares now held<sup>1</sup></b>	<b>4,784</b>

1. The total number of shares now held may not be your current holding balance if you have purchased or transferred shares after the Ex Date. Neither Macquarie Group Limited nor Boardroom Pty Limited will be liable for any financial loss incurred by any holder who relies on the balances shown without making their own adjustments for any further transactions.

Please retain this statement for taxation purposes