

Barry Papaelia Pty Ltd Superannuation Fund		Superannuation Fund Asset Valuation										30-Jun-21									
Description	Shares	ASX Code	Purchase Date	Units Held	Cost per Unit	Stamp Duty & Brokerage	Total Cost	Market Value 30/06/20	Movement Buy/Sell	Unit Price 30/06/2021	Market Value 30/06/2021	Increase / (Decrease)	Code								
1	Westpac Banking Corporation Deemed Acquisition at Market Value	WBC	30/06/2017	2,457		Brokerage	74,963.07	44,103.15		25.81	63,415.17	19,312.02									
100012208120	DRP		4/07/2017	78	29.79		2,309.58	1,400.10		25.81	2,013.18	613.08									
	DRP		22/12/2017	75	31.62		2,346.25	1,346.25		25.81	1,935.75	589.50									
	DRP		4/07/2018	88	28.11		2,453.40	1,579.60		25.81	2,271.28	691.68									
	DRP		20/12/2018	98	25.82		2,536.12	1,759.10		25.81	2,529.38	770.28									
	DRP		24/06/2019	96	27.36		2,628.24	1,723.20		25.81	2,477.76	754.56									
	DRP		20/12/2019	92	25.17		2,313.60	1,651.40		25.81	2,374.52	723.12									
	SPP		11/12/2019	1,240	24.20		30,000.00	22,258.00		25.81	32,004.40	9,746.40									
	DRP		18/12/2020	66	19.83		1,309.44	0.00	1,309.44	25.81	1,703.46	394.02									
	DRP		25/06/2021	96	25.98		2,488.20	0.00	2,488.20	25.81	2,477.76	(10.44)									
				4,386			123,384.55	75,820.80			113,202.66	33,584.22	2520.01 / 0865								
4	BHP Billiton Limited	BHP	4/07/2006	517	27.510		14,262.75	18,518.94		48.57	25,110.69	6,591.75									
X0013553301	DRP		19/09/2006	1,000	25.370		25,441.49	35,820.00		48.57	48,570.00	12,750.00									
	DRP		22/11/2006	1,000	26.050		26,123.41	35,820.00		48.57	48,570.00	12,750.00									
	DRP		15/02/2007	2,000	28.600		57,361.19	71,640.00		48.57	97,140.00	25,500.00									
	DRP		20/08/2007	1,000	33.654		33,653.99	35,820.00		48.57	48,570.00	12,750.00									
	DRP		30/10/2007	1,000	45.220		45,219.74	35,820.00		48.57	48,570.00	12,750.00									
	DRP		16/10/2008	1,000	29.491		29,491.14	35,820.00		48.57	48,570.00	12,750.00									
	DRP		28/04/2009	1,000	32.300		32,299.81	35,820.00		48.57	48,570.00	12,750.00									
	DRP		3/09/2009	1,000	37.305		37,305.28	35,820.00		48.57	48,570.00	12,750.00									
	DRP		29/09/2009	1,000	37.810	117.21	37,927.21	35,820.00		48.57	48,570.00	12,750.00									
	DRP		9/10/2009	1,000	36.650	113.61	36,763.61	35,820.00		48.57	48,570.00	12,750.00									
	DRP		9/11/2009	1,000	36.660	113.64	36,773.64	35,820.00		48.57	48,570.00	12,750.00									
	DRP		2/12/2009	1,000	40.490	125.51	40,615.51	35,820.00		48.57	48,570.00	12,750.00									
	DRP		3/02/2010	1,000			40,033.72	35,820.00		48.57	48,570.00	12,750.00									
	DRP		6/05/2010	1,000	39.170	121.42	39,291.42	35,820.00		48.57	48,570.00	12,750.00									
	DRP		27/03/2013	1,000	33.170	102.82	33,272.82	35,820.00		48.57	48,570.00	12,750.00									
	DRP		8/04/2013	1,000			31,918.64	35,820.00		48.57	48,570.00	12,750.00									
	DRP		23/04/2013	1,000			31,284.58	35,820.00		48.57	48,570.00	12,750.00									
	DRP		28/03/2013	6,000	30.58		183,480.00	214,920.00		48.57	291,420.00	76,500.00									
	DRP		8/01/2014	500	36.970	57.30	18,542.30	17,910.00		48.57	24,285.00	6,375.00									
	DRP		9/10/2013	1,000	34.700	107.56	34,807.56	35,820.00		48.57	48,570.00	12,750.00									
	DRP		19/12/2013	1,000	36.450	112.99	36,562.99	35,820.00		48.57	48,570.00	12,750.00									
	DRP		9/09/2014	1,000	35.800	110.97	35,910.97	35,820.00		48.57	48,570.00	12,750.00									
	DRP		12/11/2014	1,000	33.160	102.78	33,262.78	35,820.00		48.57	48,570.00	12,750.00									
	DRP		15/12/2014	1,000	27.970	86.71	28,058.87	35,820.00		48.57	48,570.00	12,750.00									
	DRP	To S32	24/05/2015		2.250		(67,538.25)	0.00		48.57	0.00	0.00									
	DRP		10/06/2015	1,000	27.740	85.99	27,825.99	35,820.00		48.57	48,570.00	12,750.00									
	DRP		26/06/2015	2,000	27.570	170.93	55,314.59	71,640.00		48.57	97,140.00	25,500.00									
	DRP		1/10/2015	1,000	22.420	69.50	22,489.50	35,820.00		48.57	48,570.00	12,750.00									
	DRP		20/12/2016	1,000	24.911	77.22	24,987.84	35,820.00		48.57	48,570.00	12,750.00									
	DRP		21/07/2017	1,000	24.535	76.05	24,612.30	35,820.00		48.57	48,570.00	12,750.00									
	DRP		12/03/2020	1,000	26.890	83.36	26,973.36	35,820.00		48.57	48,570.00	12,750.00									
	DRP		22/04/2020	1,000	29.080	90.15	29,170.15	35,820.00		48.57	48,570.00	12,750.00									
	DRP		12/11/2020	1,000	36.690	113.73	36,803.73	0.00	36,803.73	48.57	48,570.00	11,766.27									
				39,017			1,180,304.63	1,361,768.94			1,895,055.69	496,483.02	2520.04 / 0865								
7	Australia & New Zealand Banking Group Deemed Acquisition at Market Value	ANZ	30/06/2017	5,553			159,482.16	103,507.92		28.15	156,316.95	52,809.03									
	DRP		3/07/2017	155	28.80		4,442.40	2,889.20		28.15	4,363.25	1,474.05									
	DRP		18/12/2017	157	29.02		4,566.40	2,926.48		28.15	4,419.55	1,493.07									
	DRP		2/07/2018	169	27.76		4,692.00	3,150.16		28.15	4,757.35	1,607.19									
	DRP		18/12/2018	185	26.03		4,827.20	3,448.40		28.15	5,207.75	1,759.35									
	DRP		1/07/2019	179	27.79		4,975.20	3,336.56		28.15	5,038.85	1,702.29									
	DRP		18/12/2019	205	25.03		5,118.40	3,821.20		28.15	5,770.75	1,949.55									
	DRP		30/09/2020	92	18.06		1,650.75	0.00	1,650.75	28.15	2,589.80	939.05									
	DRP		16/12/2020	105	22.19		2,343.25	0.00	2,343.25	28.15	2,955.75	612.50									

Barry Papaelia Pty Ltd Superannuation Fund												
Superannuation Fund Asset Valuation												
Description	ASX Code	Purchase Date	Units Held	Cost per Unit	Stamp Duty &	Total Cost	Market Value 30/06/20	Movement Buy/Sell	Unit Price 30/06/2021	Market Value 30/06/2021	Increase / (Decrease)	Code
30-Jun-21												
			6,800			192,097.76	123,079.92			191,420.00	64,346.08	2520.07 / 0865
8	Australia & New Zealand Banking Group											
X0013553301	ANZ	30/06/2017	29,522	28.72		847,871.84	550,290.08			831,044.30	280,754.22	
	DRP	3/07/2017	820	28.80		23,617.60	15,284.80			23,083.00	7,798.20	
	DRP	18/12/2017	837	29.02		24,273.60	15,601.68			23,561.55	7,959.87	
	DRP	2/07/2018	898	27.76		24,943.20	16,738.72			25,278.70	8,539.98	
	DRP	18/12/2018	986	26.03		25,661.60	18,379.04			27,755.90	9,376.86	
	DRP	1/07/2019	952	27.79		26,450.40	17,745.28			26,798.80	9,053.52	
	DRP	18/12/2019	1,087	25.03		27,212.00	20,261.68			30,599.05	10,337.37	
	Sold for \$52,581.07					(57,440.00)	(37,280.00)	8,275.50	28.15	(56,300.00)	(19,020.00)	
	DRP	13/02/2020	2,000	26.37		8,275.50	0.00		28.15	12,892.70	4,617.20	
	DRP	30/09/2020	458	18.06		8,275.50	0.00	11,746.00	28.15	14,919.50	3,173.50	
	DRP	16/12/2020	530	22.19		962,611.74	617,021.28			959,633.50	322,590.72	2520.08 / 0865
			34,090									
12	National Australia Bank											
X0008758182	NAB	30/06/2017	18,073			534,780.07	329,290.06			473,874.06	144,584.00	
	Deemed Acquisition at Market Value											
	DRP	5/07/2017	596	30.01		17,892.27	10,859.12		26.22	15,627.12	4,768.00	
	DRP	13/12/2017	624	29.59		18,482.31	11,369.28		26.22	16,361.28	4,992.00	
	DRP	5/07/2018	708	27.01		19,100.07	12,899.76		26.22	18,563.76	5,664.00	
	DRP	14/12/2018	841	23.55		19,800.99	15,323.02		26.22	22,051.02	6,728.00	
	DRP	3/07/2019	667	25.93		17,298.86	12,152.74		26.22	17,488.74	5,336.00	
	DRP	12/12/2019	692	25.79		17,852.47	12,608.24		26.22	18,144.24	5,536.00	
	DRP	2/06/2020	2,120	14.15		30,000.00	38,626.40		26.22	55,586.40	16,960.00	
	DRP	3/07/2020	429	15.52		6,660.30	0.00	6,660.30	26.22	11,248.38	4,588.08	
	DRP	10/12/2020	323	23.01		7,425.00	0.00	7,425.00	26.22	8,469.06	1,044.06	
			25,073			689,292.34	443,128.62			657,414.06	200,200.14	2520.12 / 0865
15	Telstra											
I0134937289	TLS	30/06/2017	7,409			31,858.70	23,190.17			27,857.84	4,667.67	
	Deemed Acquisition at Market Value											
			7,409			31,858.70	23,190.17		3.76	27,857.84	4,667.67	2520.15 / 0865
18	Macquarie Group Limited											
X0008758182	MQG	30/06/2017	3,987			352,849.50	472,858.20			623,886.41	150,828.21	
	Deemed Acquisition at Market Value											
	DRP	3/07/2017	126	88.79		11,163.60	14,943.60		156.43	19,710.18	4,766.58	
	DRP	13/12/2017	85	98.54		8,431.65	10,081.00		156.43	13,296.55	3,215.55	
	DRP	3/07/2018	116	115.35		13,433.60	13,757.60		156.43	18,145.88	4,388.28	
	DRP	18/12/2018	82	113.86		9,275.10	9,725.20		156.43	12,827.26	3,102.06	
	DRP	3/07/2019	130	121.45		15,825.60	15,418.00		156.43	20,335.90	4,917.90	
	DRP	30/09/2019	125	120.00		15,000.00	14,825.00		156.43	19,553.75	4,728.75	
	DRP	18/12/2019	86	135.47		11,627.50	10,199.60		156.43	13,452.98	3,253.38	
	DRP	3/07/2020	77	110.47		8,526.60	0.00	8,526.60	156.43	12,045.11	3,518.51	
	DRP	22/12/2020	47	139.08		6,498.90	0.00	6,498.90	156.43	7,352.21	853.31	
			4,851			452,632.05	561,808.20			760,406.23	183,572.53	2520.18 / 0865
19	Telstra											
X0008758182	TLS	22/10/1999	15,000	7.4		67,500.00	46,950.00		3.76	56,400.00	9,450.00	
	Final Instal (15000)											
	T3 Instalment Receipt	24/10/2000	-	2.00		43,500.00	0.00	0.00	3.76	0.00	0.00	
	DRP	24/11/2006	7,500	2.00		15,000.00	23,475.00		3.76	28,200.00	4,725.00	
	DRP	21/09/2007	727	4.33		3,150.00	2,275.51		3.76	2,733.52	458.01	
	DRP	4/04/2008	762	4.27		3,251.78	2,385.06		3.76	2,865.12	480.06	
	T3 Instalment Receipts (Final)	28/04/2008	-	1.60		12,000.00	0.00	0.00	3.76	0.00	0.00	
	Bonus Loyalty Shares	10/06/2008	300			939.00	0.00		3.76	1,128.00	189.00	
	Final Instal (5000)	22/10/1999	5,000			22,500.00	15,650.00		3.76	18,800.00	3,150.00	
	T3 Instalment Receipt	27/10/2000	-	2.00		14,500.00	0.00	0.00	3.76	0.00	0.00	
	DRP	24/11/2006	3,000	2.00		6,000.00	9,390.00		3.76	11,280.00	1,890.00	
	DRP	21/09/2007	97	4.33		420.00	303.61		3.76	364.72	61.11	
	DRP	4/04/2008	265	4.27		1,133.58	829.45		3.76	996.40	166.95	
	T3 Instalment Receipts (Final)	28/04/2008	-	1.60		4,800.00	0.00	0.00	3.76	0.00	0.00	
	Bonus Loyalty Shares	10/06/2008	120			0.00	375.60		3.76	451.20	75.60	
	Sold for \$29,209.65	6/10/2014	-	2.77		(78,033.00)	(33,005.85)		3.76	(39,649.20)	(6,643.35)	
			22,226			115,722.36	69,567.38			83,569.76	14,002.38	2520.19 / 0865

Barry Papaelia Pty Ltd Superannuation Fund		Superannuation Fund Asset Valuation		30-Jun-21												
Description	ASX Code	Purchase Date	Units Held	Cost per Unit	Stamp Duty &	Total Cost	Market Value 30/06/20	Movement Buy/Sell	Unit Price 30/06/2021	Market Value 30/06/2021	Increase / (Decrease)	Code				
21 Telstra Deemed Acquisition at Market Value	TLS	30/06/2017	1,969			8,466.70	6,162.97		3.76	7,403.44	1,240.47	2520.21 / 0865				
			1,969			8,466.70	6,162.97			7,403.44	1,240.47					
22 Telstra Deemed Acquisition at Market Value	TLS	30/06/2017	1,969			8,466.70	6,162.97		3.76	7,403.44	1,240.47	2520.22 / 0865				
			1,969			8,466.70	6,162.97			7,403.44	1,240.47					
23 Telstra Deemed Acquisition at Market Value	TLS	30/06/2017	1,969			8,466.70	6,162.97		3.76	7,403.44	1,240.47	2520.23 / 0865				
			1,969			8,466.70	6,162.97			7,403.44	1,240.47					
26 National Australia Bank Deemed Acquisition at Market Value	NAB	30/06/2017	30,445			900,867.55	554,707.90		26.22	798,267.90	243,560.00					
DRP		5/07/2017	1,004	30.010		30,140.55	18,292.88		26.22	26,324.88	8,032.00					
DRP		13/12/2017	1,052	29.590		31,134.51	19,167.44		26.22	27,583.44	8,416.00					
DRP		5/07/2018	1,192	27.010		32,175.99	21,718.24		26.22	31,254.24	9,536.00					
DRP		14/12/2018	1,416	23.550		33,356.07	25,799.52		26.22	37,127.52	11,328.00					
DRP		3/07/2019	1,124	25.930		29,140.47	20,479.28		26.22	29,471.28	8,992.00					
DRP		12/12/2019	1,166	25.790		30,073.39	21,244.52		26.22	30,572.52	9,328.00					
DRP		3/07/2020	723	15.520		11,219.70	0.00	11,219.70	26.22	18,957.06	7,737.36					
DRP		10/12/2020	497	23.010		11,436.60	0.00	11,436.60	26.22	13,031.34	1,594.74					
			38,619			1,109,544.83	681,409.78			1,012,590.18	308,524.10	2520.26 / 0865				
29 Macquarie Group Limited Deemed Acquisition at Market Value	MQG	30/06/2017	1,929			170,716.50	228,779.40		156.43	301,753.47	72,974.07					
DRP		3/07/2017	61	88.79	Sold	5,401.20	7,234.60		156.43	9,542.23	2,307.63					
DRP		13/12/2017	41	98.54	10 Sold	4,079.50	4,862.60		156.43	6,413.63	1,551.03					
DRP		3/07/2018	56	115.35		6,499.20	6,641.60		156.43	8,760.08	2,118.48					
DRP		18/12/2018	40	113.86		4,487.05	4,744.00		156.43	6,257.20	1,513.20					
DRP		3/07/2019	63	121.45		7,657.20	7,471.80		156.43	9,855.09	2,383.29					
DRP		30/09/2019	125			15,000.00	14,825.00		156.43	19,553.75	4,728.75					
DRP		18/12/2019	42	135.47		5,787.50	4,981.20		156.43	6,570.06	1,588.86					
DRP		10/03/2020	350	123.66		43,413.41	41,510.00		156.43	54,750.50	13,240.50					
DRP		6/04/2020	500	89.70		44,982.78	59,300.00		156.43	78,215.00	18,915.00					
DRP		27/04/2020	500	97.64		48,970.14	59,300.00		156.43	78,215.00	18,915.00					
DRP		30/04/2020	500	102.76		51,539.54	59,300.00		156.43	78,215.00	18,915.00					
DRP		7/05/2020	500	98.91		49,608.30	59,300.00		156.43	78,215.00	18,915.00					
DRP		26/05/2020	1,000	107.53		107,859.11	118,600.00		156.43	156,430.00	37,830.00					
DRP		15/06/2020	(2,000)	115.18		(177,103.10)	(237,200.00)		156.43	(312,860.00)	(75,660.00)					
DRP		3/07/2020	77	110.47		8,472.60	0.00	8,472.60	156.43	12,045.11	3,572.51					
DRP		2/10/2020	400	120.38	149.26	48,301.10	0.00	48,301.10	156.43	62,572.00	14,270.90					
DRP		22/12/2020	41			5,648.40	0.00	5,648.40	156.43	6,413.63	765.23					
			4,225			451,320.43	439,850.20			660,916.75	158,844.45	2520.29 / 0865				
31 Transurban Group Deemed Acquisition at Market Value	TCL	30/06/2017	90,443	11.8500		1,071,749.55	1,277,959.59		14.23	1,287,003.89	9,044.30					
DRP		11/08/2017	2,105	11.3848		23,967.40	29,743.65		14.23	29,954.15	210.50					
DRP		29/12/2017	2,165	11.9719		25,913.44	30,591.45		14.23	30,807.95	216.50					
DRP		29/12/2017	7,504			95,545.00	106,031.52		14.23	106,781.92	750.40					
DRP		4/04/2018	-	11.0900		(284,400.00)	(339,120.00)		14.23	(341,520.00)	(2,400.00)					
DRP		30/06/2018	-			(14,693.52)	0.00		14.23	0.00	0.00					
DRP		13/09/2018	9,259	10.8000		99,997.20	130,829.67		14.23	131,755.57	925.90					
DRP		26/09/2018	4,464	10.8000		48,211.20	63,076.32		14.23	63,522.72	446.40					
DRP		3/12/2018	2,000	11.4600		22,999.38	28,260.00		14.23	28,460.00	200.00					
DRP		15/02/2019	2,315	11.7658		27,242.60	32,710.95		14.23	32,942.45	231.50					
DRP		30/06/2019	-			(27,651.94)	0.00		14.23	0.00	0.00					
DRP		9/08/2019	1,966	15.1549		28,876.50	26,931.78		14.23	27,122.38	190.60					
DRP		14/02/2020	1,963	15.4949		30,429.91	27,737.19		14.23	27,933.49	196.30					
DRP		30/06/2020	-			(16,703.93)	0.00		14.23	0.00	0.00					

Barry Papaalia Pty Ltd Superannuation Fund		Superannuation Fund Asset Valuation		30-Jun-21												
Description	ASX Code	Purchase Date	Units Held	Cost per Unit	Stamp Duty &	Total Cost	Market Value 30/06/20	Movement Buy/Sell	Unit Price 30/06/2021	Market Value 30/06/2021	Increase / (Decrease)	Code				
DRP		14/08/2020	1,160			16,019.84	0.00	16,019.84	14.23	16,506.80	486.96					
DRP		16/02/2021	1,164			15,192.60	0.00	15,192.60	14.23	16,563.72	1,371.12					
Tax Deferred		30/06/2021	-			(15,795.42)	0.00	(15,795.42)	14.23	0.00	15,795.42	2520.31 / 0865				
			102,448			1,145,899.81	1,414,732.12			1,457,835.04	27,665.90					
33	Wesfarmers															
	Deemed Acquisition at Market Value															
X0008758182		30/06/2017	2,592	42.0641		103,991.04	116,199.36		59.10	153,187.20	36,987.84					
DRP		28/09/2017	74			3,110.40	3,317.42		59.10	4,373.40	1,055.98					
DRP		5/04/2018	66	41.6950		2,745.98	2,958.78		59.10	3,900.60	941.82					
DRP		27/09/2018	64	51.3833		3,278.40	2,869.12		59.10	3,782.40	913.28					
To COL		28/11/2018	-			(32,704.67)	0.00		59.10	0.00						
DRP		10/04/2019	163	34.4090		5,592.00	7,307.29		59.10	9,633.30	2,326.01					
DRP		9/10/2019	58	39.4499		2,308.02	2,600.14		59.10	3,427.80	827.66					
DRP		31/03/2020	60	37.8725		2,262.75	2,689.80		59.10	3,546.00	856.20					
DRP		1/10/2020	63	45.9840		2,923.15	0.00	2,923.15	59.10	3,723.30	800.15					
DRP		31/03/2021	55	50.3107		2,763.20	0.00	2,763.20	59.10	3,250.50	487.30					
			3,195			96,270.27	137,941.91			188,824.50	45,196.24	2520.33 / 0865				
39	BHP Billiton															
	Deemed Acquisition at Market Value															
I0202259481		30/06/2017	7,339			170,851.92	262,882.98		48.57	356,455.23	93,572.25					
			7,339			170,851.92	262,882.98			356,455.23	93,572.25	2520.39 / 0865				
47	Transurban Group															
	Deemed Acquisition at Market Value															
X0008758182		30/06/2017	3,416	11.385		40,479.60	48,266.08		14.23	48,609.68	341.60					
DRP		11/08/2017	79	11.972		905.24	1,116.27		14.23	1,124.17	7.90					
DRP		16/02/2018	82			978.61	1,158.66		14.23	1,166.86	8.20					
DRP		29/12/2017	284			3,237.60	4,012.92		14.23	4,041.32	28.40					
Tax Deferred		30/06/2018	-			(613.51)	0.00		14.23	0.00						
DRP		13/09/2018	678	10.800		7,322.40	9,580.14		14.23	9,647.94	67.80					
DRP		15/02/2019	112	11.766		1,316.31	1,582.56		14.23	1,593.76	11.20					
Tax Deferred		30/06/2019	-			(1,336.11)	0.00		14.23	0.00						
DRP		9/08/2019	92	15.155		1,395.30	1,299.96		14.23	1,309.16	9.20					
DRP		6/09/2019	1,025			15,000.00	14,483.25		14.23	14,565.75	102.50					
DRP		14/02/2020	115			1,788.08	1,624.95		14.23	1,636.45	11.50					
Tax Deferred		30/06/2020	-			(981.53)	0.00		14.23	0.00						
DRP		14/08/2020	69			892.80	0.00	892.80	14.23	961.87	40.59					
DRP		16/02/2021	68			(928.19)	0.00	(928.19)	14.23	967.64	74.84					
Tax Deferred		30/06/2021	-			70,397.88	83,126.79		14.23	0.00	928.19					
			6,020							85,664.60	1,631.92	2520.47 / 0865				
48	Westpac Banking Corporation															
	Deemed Acquisition at Market Value															
X0013553301		30/06/2017	7,413	29.79		226,170.63	133,063.35		25.81	191,329.53	58,266.18					
DRP		4/07/2017	234	31.62		6,968.22	4,200.30		25.81	6,039.54	1,839.24					
DRP		22/12/2017	227	28.11		7,188.18	4,074.65		25.81	5,858.87	1,784.22					
DRP		4/07/2018	263	25.82		7,401.56	4,720.85		25.81	6,788.03	2,067.18					
DRP		20/12/2018	297	27.36		7,648.78	5,331.15		25.81	7,665.57	2,334.42					
DRP		24/06/2019	289	25.17		7,927.96	5,187.55		25.81	7,459.09	2,271.54					
DRP		20/12/2019	278	19.83		6,978.40	4,990.10		25.81	7,175.18	2,185.08					
DRP		18/12/2020	141	25.98		2,790.31	0.00	2,790.31	25.81	3,639.21	848.90					
DRP		25/06/2021	204			5,302.36	0.00	5,302.36	25.81	5,265.24	(37.12)					
			9,346			278,376.40	161,567.95			241,220.26	71,559.64	2520.48 / 0865				
49	Woodside Petroleum Limited															
	Deemed Acquisition at Market Value															
X0013553301		19/03/2007	1,000	35.70		35,800.60	21,650.00			0.00	(21,650.00)					
DRP		26/09/2007	10	45.86		490.00	216.50			0.00	(216.50)					
DRP		1/10/2008	15	35.50		802.20	346.40			0.00	(346.40)					
DRP		6/04/2009	16	47.67		568.00	259.80			0.00	(259.80)					
DRP		5/10/2009	12	42.10		572.04	1,905.20			0.00	(1,905.20)					
DRP		11/02/2010	88	45.42		3,704.80	303.10			0.00	(303.10)					
DRP		31/03/2010	14	42.49		635.88	324.75			0.00	(324.75)					
DRP		23/09/2010	15	43.04		650.78	21,650.00			0.00	(21,650.00)					
Buy		24/12/2010	1,000	49.42		43,089.42	21,650.00			0.00	(21,650.00)					

Barry Papaelia Pty Ltd Superannuation Fund Superannuation Fund Asset Valuation		30-Jun-21										
Description	ASX Code	Purchase Date	Units Held	Cost per Unit	Stamp Duty &	Total Cost	Market Value 30/06/20	Movement Buy/Sell	Unit Price 30/06/2021	Market Value 30/06/2021	Increase / (Decrease)	Code
DRP		6/04/2011	28	42.32		1,182.62	606.20			0.00	(606.20)	
DRP		30/09/2011	35	33.49		1,152.65	757.75			0.00	(757.75)	
DRP		4/04/2012	33	34.88		1,137.91	714.45			0.00	(714.45)	
DRP		2/10/2012	41	34.67		1,429.86	887.65			0.00	(887.65)	
DRP		8/04/2016	52	26.40		1,381.44	1,125.80			0.00	(1,125.80)	
DRP		7/03/2018	263	27.00		7,101.00	5,693.95			0.00	(5,693.95)	
DRP		20/09/2019	45			1,395.92	974.25			0.00	(974.25)	
DRP		20/03/2020	86	25.61		2,217.13	1,861.90			0.00	(1,861.90)	
DRP		14/04/2020	1,000	22.16		22,228.70	21,650.00			0.00	(21,650.00)	
DRP		11/08/2020	1,000	20.49		20,553.51	0.00	20,553.51		0.00	(20,553.51)	
DRP		18/09/2020	92	18.79		1,722.82	0.00	1,722.82		0.00	(1,722.82)	
DRP Returned		24/03/2021	-			(14.27)	0.00	(14.27)		0.00	14.27	
Sold for \$120,310.60		29/01/2021	4,845	24.91		(147,803.01)	0.00	(147,803.01)		0.00	147,803.01	2520.49 / 0865
						0.00	81,252.45			0.00	44,288.50	
54 Argo Investment Limited	ARG											
Deemed Acquisition at Market Value						45,368.05	42,528.85		8.93	52,820.95	10,292.10	
DRP		30/06/2017	5,915			946.40	891.56		8.93	1,107.32	215.76	
DRP		15/09/2017	124	7.63		936.05	841.23		8.93	1,044.81	203.58	
DRP		9/03/2018	117	7.98		984.96	898.75		8.93	1,116.25	217.50	
DRP		14/09/2018	125	7.89		1,004.96	956.27		8.93	1,187.69	231.42	
DRP		8/03/2019	133	7.53		1,090.38	970.65		8.93	1,205.55	234.90	
DRP		13/09/2019	135	8.05		1,047.84	865.61		8.93	1,062.67	207.06	
DRP		6/03/2020	119	8.82		933.52	0.00	933.52	8.93	1,098.39	164.87	
DRP		18/09/2020	123	7.59		950.74	0.00	950.74	8.93	1,018.02	67.28	
DRP		12/03/2021	114	8.34		53,262.90	47,942.92		8.93	61,661.65	11,834.47	2520.54 / 0865
68 CSL	CSL											
Deemed Acquisition at Market Value						138,030.00	287,000.00		285.19	285,190.00	(1,810.00)	
DRP		30/06/2017	1,000	189.00		11,375.16	17,220.00		285.19	17,111.40	(108.60)	
DRP		13/02/2019	60	198.17		39,757.44	57,400.00		285.19	57,038.00	(362.00)	
DRP		7/03/2019	200	220.57		44,250.79	57,400.00		285.19	57,038.00	(362.00)	
DRP		8/08/2019	200	295.00		44,387.17	0.00	44,387.17	285.19	42,778.50	(1,608.67)	
DRP		29/09/2020	150	313.79		47,212.42	0.00	47,212.42	285.19	42,778.50	(4,433.92)	
DRP		17/11/2020	150	276.01		27,686.56	0.00	27,686.56	285.19	28,519.00	832.44	
DRP		19/02/2021	100			352,699.54	419,020.00		285.19	530,453.40	(7,852.75)	2520.68 / 0865
95 Australian Foundation Investment Co Ltd	AFI											
Deemed Acquisition at Market Value						86,215.98	91,350.00		7.82	117,300.00	25,950.00	
DRP		20/09/2013	15,000	5.86	272.60	46,192.93	48,720.00		7.82	62,560.00	13,840.00	
DRP		3/10/2013	8,000	5.76	184.55	59,719.16	60,528.51		7.82	77,722.98	17,194.47	
DRP		29/11/2013	9,939	5.99	279.65	90,495.04	91,721.49		7.82	117,777.02	26,055.53	
DRP		2/12/2013	15,061	5.94	36.83	11,916.83	12,180.00		7.82	15,640.00	3,460.00	
DRP		6/12/2013	2,000	5.83	36.15	11,696.15	12,180.00		7.82	15,640.00	3,460.00	
DRP		13/12/2013	2,000	5.95	55.33	17,905.33	18,270.00		7.82	23,460.00	5,190.00	
DRP		14/04/2014	3,000	5.86		4,160.00	4,317.81		7.82	5,544.38	1,226.57	
DRP		21/02/2014	709	5.93		7,799.26	8,014.44		7.82	10,291.12	2,276.68	
DRP		29/08/2014	1,316	5.88		15,000.00	15,541.68		7.82	19,956.64	4,414.96	
DRP		1/10/2014	2,552	5.95	92.22	29,842.22	30,450.00		7.82	39,100.00	8,650.00	
DRP		1/10/2014	5,000	5.93	91.91	29,741.91	30,450.00		7.82	39,100.00	8,650.00	
DRP		22/10/2014	5,000	5.92	36.71	11,876.71	12,180.00		7.82	15,640.00	3,460.00	
DRP		15/12/2014	2,000	5.97		6,441.93	6,571.11		7.82	8,437.78	1,866.67	
DRP		20/02/2015	1,079	6.20	96.10	31,096.10	30,450.00		7.82	39,100.00	8,650.00	
DRP		17/06/2015	5,000	6.03		10,871.84	10,980.27		7.82	14,099.46	3,119.19	
DRP		28/08/2015	1,803	5.51		10,000.00	11,053.35		7.82	14,193.30	3,139.95	
DRP		25/11/2015	1,815	5.43		7,945.90	8,909.67		7.82	11,440.66	2,530.99	
DRP		19/02/2016	1,463	5.58		11,583.18	12,642.84		7.82	16,234.32	3,591.48	
DRP		30/08/2016	2,076	5.84		8,481.30	8,842.68		7.82	11,354.64	2,511.96	
DRP		24/02/2017	1,452	5.92		12,077.10	12,423.60		7.82	15,952.80	3,529.20	
DRP		30/08/2017	2,040	6.11		8,830.50	8,800.05		7.82	11,299.90	2,499.85	
DRP		23/02/2018	1,445	6.18		12,565.00	12,380.97		7.82	15,898.06	3,517.09	
DRP		31/08/2018	2,033	5.93		16,520.94	16,972.83		7.82	21,794.34	4,821.51	
DRP		25/02/2019	2,787									

Barry Papaelia Pty Ltd Superannuation Fund Superannuation Fund Asset Valuation		30-Jun-21													
Description	ASX Code	Purchase Date	Units Held	Cost per Unit	Stamp Duty &	Total Cost	Market Value 30/06/20	Movement Buy/Sell	Unit Price 30/06/2021	Market Value 30/06/2021	Increase / (Decrease)	Code			
DRP		29/08/2019	2,132	6.21		13,239.80	12,983.88		7.82	16,672.24	3,688.36				
DRP		24/02/2020	1,395	6.93		9,670.20	8,495.55		7.82	10,908.90	2,413.35				
DRP		6/07/2020	5,000	6.13		30,745.01	0.00	30,745.01	7.82	39,100.00	8,354.99				
DRP		1/09/2020	2,291	6.30		14,433.58	0.00	14,433.58	7.82	17,915.62	3,482.04				
DRP		27/01/2021	10,000	7.51	232.80	75,335.01	0.00	75,335.01	7.82	78,200.00	2,864.99				
DRP		23/02/2021	1,625	7.10		11,538.80	0.00	11,538.80	7.82	12,707.50	1,168.70				
			117,013			715,937.71	597,410.73			915,041.66	185,578.53				2520.95 / 0865
98 Sydney Airport	SYD														
X0008758182 Deemed Acquisition at Market Value		30/06/2017	3,646			25,850.14	20,672.82		5.79	21,110.34	4,375.52				
Tax Deferred		30/06/2018	-			(1.55)	0.00		5.79	0.00	0.00				
Tax Deferred		30/06/2019	-			(0.40)	0.00		5.79	0.00	0.00				
		24/08/2020	708			3,228.45	0.00	3,228.45	5.79	4,099.32	870.87				2520.98 / 0865
			4,354			29,076.64	20,672.82			25,209.66	1,308.39				
99 Sydney Airport	SYD														
X0013553301 Deemed Acquisition at Market Value		30/06/2017	10,627			75,345.43	60,255.09		5.79	61,530.33	1,275.24				
		4/08/2017	2,000	6.825	42.32	13,692.32	11,340.00		5.79	11,580.00	240.00				
		6/03/2018	1,000	6.595	29.95	6,624.95	5,670.00		5.79	5,790.00	120.00				
Tax Deferred		30/06/2018	-			(4.93)	0.00		5.79	0.00	0.00				
Tax Deferred		30/06/2019	-			(1.47)	0.00		5.79	0.00	0.00				
		24/08/2020	2,647			12,070.32	0.00	12,070.32	5.79	15,326.13	3,255.81				2520.99 / 0865
			16,274			107,726.62	77,265.09			94,226.46	4,891.05				
3 Virgin Money (formerly CYBG PLC)	VUK														
X0013553301 Deemed Acquisition at Market Value		30/06/2017	4,208			19,819.68	6,964.24		3.68	15,485.44	8,521.20				
			4,208			19,819.68	6,964.24			15,485.44	8,521.20				
5 South 32	S32														
10202259481 Deemed Acquisition at Market Value		30/06/2017	7,339			19,668.52	14,971.56		2.93	21,503.27	6,531.71				2520.05 / 0865
			7,339			19,668.52	14,971.56			21,503.27	6,531.71				
14 Washington H Soul Pattinson & Co Ltd	SOL														
		21/04/2020	1,000	17.93	55.58	17,985.58	19,530.00		33.73	33,730.00	14,200.00				
		8/05/2020	2,000	17.94	111.22	35,991.22	39,060.00		33.73	67,460.00	28,400.00				
		10/07/2020	2,000	19.8	122.75	39,722.75	0.00	39,722.75	33.73	67,460.00	27,737.25				
			5,000			93,699.55	58,590.00			168,650.00	70,337.25				2520.14 / 0865
24 Atlas Arteria	ALX														
Capital Return		7/03/2019	5,000	6.99	108.34	35,058.21	33,100.00		6.37	31,850.00	(1,250.00)				
		5/04/2019	-			(390.00)	0.00		6.37	0.00	0.00				
		5/08/2019	5,500	8.36	142.53	46,121.12	36,410.00		6.37	35,035.00	(1,375.00)				
		8/08/2019	3,000	8.05	74.89	24,235.13	19,860.00		6.37	19,110.00	(750.00)				
		16/12/2019	3,342	6.9		23,059.80	22,124.04		6.37	21,288.54	(835.50)				
SPP		15/07/2020	3,867			30,000.00	0.00	30,000.00	6.37	24,632.79	(5,367.21)				
			20,709			158,084.26	111,494.04			131,916.33	(9,577.71)				2520.24 / 0865
27 360 Capital GRP	TGP														
Tax Deferred		6/04/2020	20,000	0.88	54.56	17,654.56	17,000.00		0.885	17,700.00	700.00				
Tax Deferred		30/06/2020	-			(394.40)	0.00		0.885	0.00	0.00				
Tax Deferred		30/06/2021	-			(800.00)	0.00	(800.00)	0.885	0.00	800.00				
			20,000			16,460.16	17,000.00			17,700.00	1,500.00				2520.27 / 0865
28 Coles Group	COL														
		28/11/2018	2,796			32,704.67	48,007.32		17.09	47,783.64	(2,236.8)				
			-			32,704.67	48,007.32			47,783.64	(2,236.8)				
40 Auckland Airport	AIA														
		5/07/2019	2,000	9.03	56.00	18,121.69	12,320.00		6.76	13,520.00	1,200.00				
		29/07/2019	1,000	9.09	29.95	9,119.95	6,160.00		6.76	6,760.00	600.00				
		18/10/2020	38	8.84		394.06	234.08		6.76	256.88	22.80				
DRP		1/05/2002	1,020			4,480.37	6,283.20		6.76	6,895.20	612.00				
		7/05/2020	5,000	5.41	83.85	27,133.85	30,800.00		6.76	33,800.00	3,000.00				

Barry Papaella Pty Ltd Superannuation Fund Superannuation Fund Asset Valuation												
Description	ASX Code	Purchase Date	Units Held	Cost per Unit	Stamp Duty &	Total Cost	Market Value 30/06/20	Movement Buy/Sell	Unit Price 30/06/2021	Market Value 30/06/2021	Increase / (Decrease)	Code
41 Amcor PLC	AMC	10/01/2020 26/05/2020 13/11/2020	9,058 1,300 1,000 2,000 4,300	15.22 15.00 15.81	61.31 46.50 98.02	59,249.92 19,840.81 15,045.98 31,718.02 66,604.81	55,797.28 18,824.00 14,480.00 0.00 33,304.00		15.13 15.13 15.13	61,232.08 19,669.00 15,130.00 30,280.00 65,059.00	5,434.80 845.00 650.00 (1,458.02) 36.98	2520.40 / 0865 2520.41 / 0865
42 EQT Holdings Ltd	EQT	1/06/2020	1,000	25.00	77.28	25,006.08	24,750.00		27.40	27,400.00	2,650.00	2520.42 / 0865
43 Goodman Group Tax Deferred Sold for \$40,573.91	GMG	22/05/2020 9/06/2021 9/06/2021	2,000 -	14.79	91.70	29,671.70 (160.18) (29,511.52)	29,700.00 0.00 0.00			0.00 0.00 0.00	(29,700.00) 160.18 29,511.52	2520.43 / 0865
44 MFF Capital Investment Ltd	MFF	2/04/2020 25/05/2020 25/08/2020 9/09/2020 2/10/2020 7/10/2020 14/12/2020 19/02/2021 25/02/2021 14/05/2021	5,000 10,000 18,000 6,600 10,000 10,000 10,000 10,000 10,000 995 90,595	2.63 2.83 2.74 2.59 2.59 2.74 2.59 2.59 2.57 2.7028	40.77 87.80 152.88 80.29 80.43 84.93 80.45 79.66	13,190.77 28,412.20 49,472.88 17,160.00 25,980.29 26,027.59 27,484.93 26,036.25 25,779.66 242,232.57	13,550.00 27,100.00 0.00 0.00 0.00 0.00 0.00 0.00 0.00 40,650.00		2.88 2.88 2.88 2.88 2.88 2.88 2.88 2.88 2.88	14,400.00 28,800.00 51,840.00 19,008.00 28,800.00 2,772.41 28,800.00 2,763.75 28,800.00 2,865.60 260,913.60	850.00 1,700.00 2,367.12 1,848.00 2,819.71 2,772.41 1,315.07 2,763.75 3,020.34 177.60 19,634.00	2520.44 / 0865
45 Magellan Fin Group Ltd	MFG	25/05/2020 7/07/2020	1,000 1,000	56.10 64.90	173.91 201.15	56,278.67 65,090.92	58,010.00 0.00		53.86 53.86	53,860.00 53,860.00	(4,150.00) (11,230.92)	2520.45 / 0865
46 Magellan Global Fund (Formerly Magellan Global Trust MGG) Tax Deferred	MGF	9/04/2020 30/06/2021 30/06/2021	20,000 -	1.76	108.96	35,257.69 (716.00) (436.14)	34,900.00 0.00 0.00		1.81 1.81	36,200.00 0.00 0.00	1,300.00 716.00 436.14	2520.46 / 0865
50 Nanosonics Ltd Sold for \$12,502.70	NAN	24/06/2020 22/07/2020	2,000 -	6.97 6.27	43.21 38.87	13,983.21 (13,983.21)	13,640.00 0.00			0.00 0.00	(13,640.00) 13,983.21	2520.50 / 0865
51 Resmed Inc X0013553301	RMD	24/06/2020 19/02/2021	1,000 1,000 2,000	26.39 25.90	81.81 80.30	26,471.81 25,984.66 52,456.47	27,540.00 0.00 27,540.00		32.76 32.76	32,760.00 32,760.00 65,520.00	5,220.00 6,775.34 11,995.34	2520.51 / 0865
52 Magellan Global Fund Options	MGFO	1/03/2021	10,000			0.00	0.00		0.03	280.00	280.00	2520.52 / 0865
53 Westlanners	WES	15/06/2021	1,000	56.2	174.21	56,373.13	0.00		59.10	59,100.00	2,726.87	2520.53 / 0865
55 Aurizon Holdings Ltd Sold for \$42,318.42	AZJ	6/10/2020 5/10/2020 8/12/2020	8,535 1,465 10,000	4.27 4.27 4.25	102.41 29.95 131.58	36,546.86 6,285.50 42,832.36	0.00 0.00 0.00			0.00 0.00 59,100.00	(36,546.86) (6,285.50) 2,726.87	2520.53 / 0865

Barry Papaelia Pty Ltd Superannuation Fund Superannuation Fund Asset Valuation												
Description	ASX Code	Purchase Date	Units Held	Cost per Unit	Stamp Duty &	Total Cost	Market Value 30/06/20	Movement Buy/Sell	Unit Price 30/06/2021	Market Value 30/06/2021	Increase / (Decrease)	Code
56 Woolworths Group Ltd DRP	WOW	8/02/2021 14/04/2021	1,000 13 1,013	41.70 39.20	129.26	41,829.26 530.00 42,359.26	0.00 0.00 0.00	41,829.26 530.00	38.13 38.13	38,130.00 495.69 38,625.69	(3,699.26) (34.31) (3,733.57)	2520.55 / 0865 2520.56 / 0865
57 Brickworks Ltd	BKW	11/05/2021 15/06/2021	2,000 2,000 4,000	21.17 23.7	131.20 147.03	42,456.16 47,578.76 90,034.92	0.00 0.00 0.00	42,456.16 47,578.76	25.07 25.07	50,140.00 50,140.00 100,280.00	7,683.84 2,561.24 10,245.08	2520.57 / 0865
58 Cochlear Ltd	COH	8/01/2021	500	184.11	285.30	92,321.47	0.00	92,321.47	251.67	125,835.00	33,513.53	2520.58 / 0865
59 Coles Group Ltd	COL	8/02/2021 19/02/2021	2,000 1,000 3,000	18.27 16.45	113.26 51.00	36,650.53 16,501.00 53,151.53	0.00 0.00 0.00	36,650.53 16,501.00	17.09 17.09	34,180.00 17,090.00 51,270.00	(2,470.53) 589.00 (1,881.53)	2520.59 / 0865
60 Deterra Royalties Ltd	DRR	24/11/2020	10,000	4.47	138.56	44,838.56	0.00	44,838.56	4.50	45,000.00	161.44	2520.60 / 0865
61 Ophir High Conviction Fund	OPH	12/10/2020	10,000	3.28	101.67	32,901.67	0.00	32,901.67	4.02	40,200.00	7,298.33	2520.61 / 0865
62 People Infrastructure Ltd	PPE	12/10/2020	5,000	3.44	53.26	17,235.05	0.00	17,235.05	4.59	22,950.00	5,714.95	2520.62 / 0865
63 QBE	QBE	26/05/2021	2,000	10.75	66.65	21,566.65	0.00	21,566.65	10.79	21,580.00	13.35	2520.63 / 0865
64 QV Equities Ltd	QVE	9/04/2021	20,000	0.97	60.14	19,460.14	0.00	19,460.14	0.995	19,900.00	439.86	2520.64 / 0865
TOTAL CHANGE IN MARKET VALUE SHARES												
												12,070,711.50
												2,439,563.92

Holdings valuation (continued)

01 Jul 2020 - 30 Jun 2021

WES	WESFARMER FPO	✓ 3,195	\$15.40	\$59.100	✓ \$188,824.50
				Sub total	\$2,055,777.89

+ Comsec					9,473,704.29
+ Westpac	4386				• 113,202.66
+ BHP	7339				• 356,455.23
+ TLS	7409				• 27,857.84
+ TLS	1969				• 7,403.44
+ TLS	1969				• 7,403.44
+ TLS	1969				• 7,403.44
+ S32	7339				• 21,503.27
					<u>12,070,711.50</u> ✓

While every effort has been made to provide you with an accurate statement, we give no warranty of accuracy or reliability and take no responsibility for any errors or omissions including negligence by any officers, employees or agents. We encourage you to confirm the information, holdings and valuations contained herein. Information contained in the report may only relate to the period since you commenced our service.

Copyright © 2021 Third Party Platform Pty Limited. All rights reserved.

Macquarie Online Trading is a service provided by Third Party Platform Pty Ltd ("TPP") ABN 74 121 227 905 AFSL No. 314341, at the request of Macquarie Bank Limited ABN 46 008 583 542 AFSL 237502 ("MBL"). TPP is a Participant of the ASX Group. Neither TPP nor MBL are representatives of each other. Some of the fees paid to TPP for the provision of its services will be remitted to MBL. TPP and MBL do not provide personal financial advice in relation to Macquarie Online Trading. You should consider your own financial situation, particular needs and investment objectives before acting on any of the information available on this report.

Holdings valuation

01 Jul 2020 - 30 Jun 2021

Holdings valuation at 1 Jul 2020

\$1,494,297.20

Equities

ASX code	Description	Quantity	Cost Price	Price	Value
ANZ	ANZ BANK FPO	6,603	\$11.87	\$18.640	\$123,079.92
COL	COLESGROUP FPO	2,796	\$0.00	\$17.170	\$48,007.32
MQG	MACQ GROUP FPO	4,737	\$29.29	\$118.600	\$561,808.20
NAB	NAT. BANK FPO	24,321	\$13.37	\$18.220	\$443,128.62
SYD	SYDAIRPORT STAPLED	3,646	\$3.73	\$5.670	\$20,672.82
TCL	TRANSURBAN STAPLED	5,883	\$5.53	\$14.130	\$83,126.79
TLS	TELSTRA FPO	22,226	\$5.39	\$3.130	\$69,567.38
VUK	V MONEY UK CDI 1:1	4,208	\$0.00	\$1.655	\$6,964.24
WES	WESFARMER FPO	3,077	\$14.15	\$44.830	\$137,941.91
Sub total					\$1,494,297.20

Holdings valuation at 30 Jun 2021

\$2,055,777.89

Equities

ASX code	Description	Quantity	Cost Price	Price	Value
ANZ	ANZ BANK FPO	✓ 6,800	\$12.11	\$28.150	✓ \$191,420.00
COL	COLESGROUP FPO	✓ 2,796	\$0.00	\$17.090	✓ \$47,783.64
MQG	MACQ GROUP FPO	✓ 4,861	\$31.64	\$156.430	✓ \$760,406.23
NAB	NAT. BANK FPO	✓ 25,073	\$13.53	\$26.220	✓ \$657,414.06
SYD	SYDAIRPORT STAPLED	✓ 4,354	\$3.12	\$5.790	✓ \$25,209.66
TCL	TRANSURBAN STAPLED	✓ 6,020	\$5.71	\$14.230	✓ \$85,664.60
TLS	TELSTRA FPO	✓ 22,226	\$5.39	\$3.760	✓ \$83,569.76
VUK	V MONEY UK CDI 1:1	✓ 4,208	\$0.00	\$3.680	✓ \$15,485.44

While every effort has been made to provide you with an accurate statement, we give no warranty of accuracy or reliability and take no responsibility for any errors or omissions including negligence by any officers, employees or agents. We encourage you to confirm the information, holdings and valuations contained herein. Information contained in the report may only relate to the period since you commenced our service.
Copyright © 2021 Third Party Platform Pty Limited. All rights reserved.

Macquarie Online Trading is a service provided by Third Party Platform Pty Ltd ("TPP") ABN 74 121 227 905 AFSL No. 314341, at the request of Macquarie Bank Limited ABN 46 008 583 542 AFSL 237502 ("MBL"). TPP is a Participant of the ASX Group. Neither TPP nor MBL are representatives of each other. Some of the fees paid to TPP for the provision of its services will be remitted to MBL. TPP and MBL do not provide personal financial advice in relation to Macquarie Online Trading. You should consider your own financial situation, particular needs and investment objectives before acting on any of the information available on this report.

Portfolio Valuation

30 JUNE 2021

CommSec 

SHARES - 216357 - HIN 13553301

2520

REXANDER PTY LTD <BARRY PAPAELIA SUPER A/C>

Portfolio	Units	Unit Price	Portfolio Value	% of Portfolio
AFI - AUSTRALIAN FOUNDAT. FPO (ORDINARY FULLY PAID)	✓ 117,013	\$7.8200	✓ \$915,041.66	9.66%
AIA - AUCKLAND INTERNATION FPO NZX (ORDINARY FULLY PAID FOREIGN EXEMPT NZX)	✓ 9,058	\$6.7600	✓ \$61,232.08	0.65%
ALX - ATLAS ARTERIA FPOSFORUS (FPO STAP US PROHIBITED EXCLUDING QUP)	✓ 20,709	\$6.3700	✓ \$131,916.33	1.39%
AMC - AMCOR PLC CDI 1:1 (CDI 1:1 FOREIGN EXEMPT NYSE)	✓ 4,300	\$15.1300	✓ \$65,059.00	0.69%
ANZ - ANZ BANKING GRP LTD FPO (ORDINARY FULLY PAID)	✓ 34,090	\$28.1500	✓ \$959,633.50	10.13%
ARG - ARGO INVESTMENTS FPO (ORDINARY FULLY PAID)	✓ 6,905	\$8.9300	✓ \$61,661.65	0.65%
BHP - BHP GROUP LIMITED FPO (ORDINARY FULLY PAID)	✓ 39,017	\$48.5700	✓ \$1,895,055.69	20.00%
BKW - BRICKWORKS LIMITED FPO (ORDINARY FULLY PAID)	✓ 4,000	\$25.0700	✓ \$100,280.00	1.06%
COH - COCHLEAR LIMITED FPO (ORDINARY FULLY PAID)	✓ 500	\$251.6700	✓ \$125,835.00	1.33%
COL - COLES GROUP FPO (ORDINARY FULLY PAID)	✓ 3,000	\$17.0900	✓ \$51,270.00	0.54%
CSL - CSL LIMITED FPO (ORDINARY FULLY PAID)	✓ 1,860	\$285.1900	✓ \$530,453.40	5.60%
DRR - DETERRA FPO (ORDINARY FULLY PAID)	✓ 10,000	\$4.5000	✓ \$45,000.00	0.47%
EQT - EQUITY HL FPO (ORDINARY FULLY PAID)	✓ 1,000	\$27.4000	✓ \$27,400.00	0.29%
MFF - MFF CAPITAL INV LTD FPO (ORDINARY FULLY PAID)	✓ 90,595	\$2.8800	✓ \$260,913.60	2.75%
MFG - MAGELLAN FIN GRP LTD FPO (ORDINARY FULLY PAID)	✓ 5,300	\$53.8600	✓ \$285,458.00	3.01%
MGF - MAGELLAN GLOBAL FUND CLOSED CL (ORDINARY UNITS FULLY PAID CLOSED CLASS)	✓ 20,000	\$1.8100	✓ \$36,200.00	0.38%
MGFO - MAGELLAN GLOBAL FUND OPT MAR24 (OPTION EXPIRING 01-MAR-2024 EX AT DISC TO EST NAV)	✓ 10,000	\$0.0280	✓ \$280.00	0.00%
MQG - MACQUARIE GROUP LTD FPO (ORDINARY FULLY PAID)	✓ 4,225	\$156.4300	✓ \$660,916.75	6.98%
NAB - NATIONAL AUST. BANK FPO (ORDINARY FULLY PAID)	✓ 38,619	\$26.2200	✓ \$1,012,590.18	10.69%
OPH - OPHIR HIGH CF UNITS (ORDINARY UNITS FULLY PAID)	✓ 10,000	\$4.0200	✓ \$40,200.00	0.42%
PPE - PEOPLEINFRASTRUCTURE FPO (ORDINARY FULLY PAID)	✓ 5,000	\$4.5900	✓ \$22,950.00	0.24%
QBE - QBE INSURANCE GROUP FPO (ORDINARY FULLY PAID)	✓ 2,000	\$10.7900	✓ \$21,580.00	0.23%
QVE - QV EQUITIES LIMITED FPO (ORDINARY FULLY PAID)	✓ 20,000	\$0.9950	✓ \$19,900.00	0.21%
RMD - RESMED INC CDI 10:1 (CDI 10:1 FOREIGN EXEMPT NYSE)	✓ 2,000	\$32.7600	✓ \$65,520.00	0.69%
SOL - SOUL PATTINSON (W.H) FPO (ORDINARY FULLY PAID)	✓ 5,000	\$33.7300	✓ \$168,650.00	1.78%
SYD - SYD AIRPORT STAPLED (FULLY PAID ORDINARY/UNITS STAPLED SECURITIES)	✓ 16,274	\$5.7900	✓ \$94,226.46	0.99%
TCL - TRANSURBAN GROUP STAPLED (FULLY PAID ORDINARY/UNITS STAPLED SECURITIES)	✓ 102,448	\$14.2300	✓ \$1,457,835.04	15.39%
TGP - 360 CAPITAL GRP STAPLED (FULLY PAID ORDINARY/UNITS STAPLED SECURITIES)	✓ 20,000	\$0.8850	✓ \$17,700.00	0.19%
WBC - WESTPAC BANKING CORP FPO (ORDINARY FULLY PAID)	✓ 9,346	\$25.8100	✓ \$241,220.26	2.55%
WES - WESFARMERS LIMITED FPO (ORDINARY FULLY PAID)	✓ 1,000	\$59.1000	✓ \$59,100.00	0.62%
WOW - WOOLWORTHS GROUP LTD FPO (ORDINARY FULLY PAID)	✓ 1,013	\$38.1300	✓ \$38,625.69	0.41%
		Sub Total	\$9,473,704.29	100.00%

Transaction Summary

1 JULY 2020 - 30 JUNE 2021

CommSec



SHARES - 216357 - HIN 13553301

REXANDER PTY LTD <BARRY PAPAELIA SUPER A/C>

Total Buys and Sells	2020 - 2021 Financial Year
Total Buys (inc. Brokerage + GST)	\$1,354,256.47
Total Sells (inc. Brokerage + GST)	\$215,705.63

AFI - AUSTRALIAN FOUNDAT. FPO (ORDINARY FULLY PAID)

Date	Type	Quantity	Unit Price	Trade Value	Brokerage+GST	GST	CNote	Total Value
27-Jan-2021	Buy	10,000	\$7.5102	\$75,102.21	\$232.80	\$21.16	112601426	\$75,335.01
06-Jul-2020	Buy	5,000	\$6.1300	\$30,650.00	\$95.01	\$8.64	102547259	\$30,745.01
Sub Total					\$327.81	\$29.80		\$106,080.02

AMC - AMCOR PLC CDI 1:1 (CDI 1:1 FOREIGN EXEMPT NYSE)

Date	Type	Quantity	Unit Price	Trade Value	Brokerage+GST	GST	CNote	Total Value
13-Nov-2020	Buy	2,000	\$15.8100	\$31,620.00	\$98.02	\$8.91	109184033	\$31,718.02
Sub Total					\$98.02	\$8.91		\$31,718.02

AZJ - AURIZON HOLDINGS LTD FPO (ORDINARY FULLY PAID)

Date	Type	Quantity	Unit Price	Trade Value	Brokerage+GST	GST	CNote	Total Value
08-Dec-2020	Sell	-10,000	\$4.2450	-\$42,450.00	\$131.58	\$11.96	110318146	-\$42,318.42
06-Oct-2020	Buy	8,535	\$4.2700	\$36,444.45	\$102.41	\$9.31	107193807	\$36,546.86
05-Oct-2020	Buy	1,465	\$4.2700	\$6,255.55	\$29.95	\$2.72	107177421	\$6,285.50
Sub Total					\$263.94	\$23.99		\$513.94

BHP - BHP GROUP LIMITED FPO (ORDINARY FULLY PAID)

Date	Type	Quantity	Unit Price	Trade Value	Brokerage+GST	GST	CNote	Total Value
✓ 12-Nov-2020	Buy	1,000	\$36.6900	\$36,690.00	\$113.73	\$10.34	109095048	\$36,803.73
Sub Total					\$113.73	\$10.34		\$36,803.73

BKW - BRICKWORKS LIMITED FPO (ORDINARY FULLY PAID)

Date	Type	Quantity	Unit Price	Trade Value	Brokerage+GST	GST	CNote	Total Value
15-Jun-2021	Buy	2,000	\$23.7159	\$47,431.73	\$147.03	\$13.37	119421329	\$47,578.76
11-May-2021	Buy	2,000	\$21.1625	\$42,324.96	\$131.20	\$11.93	118132431	\$42,456.16
Sub Total					\$278.23	\$25.30		\$90,034.92

COH - COCHLEAR LIMITED FPO (ORDINARY FULLY PAID)

Date	Type	Quantity	Unit Price	Trade Value	Brokerage+GST	GST	CNote	Total Value
08-Jan-2021	Buy	500	\$184.0723	\$92,036.17	\$285.30	\$25.94	111564769	\$92,321.47
Sub Total					\$285.30	\$25.94		\$92,321.47

Transaction Summary

1 JULY 2020 - 30 JUNE 2021



MFG - MAGELLAN FIN GRP LTD FPO (ORDINARY FULLY PAID)

Date	Type	Quantity	Unit Price	Trade Value	Brokerage+GST	GST	CNote	Total Value
07-Jul-2020	Buy	1,000	\$64.8898	\$64,889.77	\$201.15	\$18.29	102625310	\$65,090.92
Sub Total					\$718.42	\$65.32		\$232,480.19

MQG - MACQUARIE GROUP LTD FPO (ORDINARY FULLY PAID)

Date	Type	Quantity	Unit Price	Trade Value	Brokerage+GST	GST	CNote	Total Value
02-Oct-2020	Buy	400	\$120.3796	\$48,151.84	\$149.26	\$13.57	107059417	\$48,301.10
Sub Total					\$149.26	\$13.57		\$48,301.10

NAN - NANOSONICS LIMITED FPO (ORDINARY FULLY PAID)

Date	Type	Quantity	Unit Price	Trade Value	Brokerage+GST	GST	CNote	Total Value
22-Jul-2020	Sell	-2,000	\$6.2708	-\$12,541.57	\$38.87	\$3.53	103360453	-\$12,502.70
Sub Total					\$38.87	\$3.53		-\$12,502.70

OPH - OPHIR HIGH CF UNITS (ORDINARY UNITS FULLY PAID)

Date	Type	Quantity	Unit Price	Trade Value	Brokerage+GST	GST	CNote	Total Value
12-Oct-2020	Buy	10,000	\$3.2800	\$32,800.00	\$101.67	\$9.24	107477446	\$32,901.67
Sub Total					\$101.67	\$9.24		\$32,901.67

PPE - PEOPLEINFRASTRUCTURE FPO (ORDINARY FULLY PAID)

Date	Type	Quantity	Unit Price	Trade Value	Brokerage+GST	GST	CNote	Total Value
12-Oct-2020	Buy	5,000	\$3.4364	\$17,181.79	\$53.26	\$4.84	107477358	\$17,235.05
Sub Total					\$53.26	\$4.84		\$17,235.05

QBE - QBE INSURANCE GROUP FPO (ORDINARY FULLY PAID)

Date	Type	Quantity	Unit Price	Trade Value	Brokerage+GST	GST	CNote	Total Value
26-May-2021	Buy	2,000	\$10.7500	\$21,500.00	\$66.65	\$6.06	118759182	\$21,566.65
Sub Total					\$66.65	\$6.06		\$21,566.65

QVE - QV EQUITIES LIMITED FPO (ORDINARY FULLY PAID)

Date	Type	Quantity	Unit Price	Trade Value	Brokerage+GST	GST	CNote	Total Value
09-Apr-2021	Buy	20,000	\$9.700	\$19,400.00	\$60.14	\$5.47	116738560	\$19,460.14
Sub Total					\$60.14	\$5.47		\$19,460.14

RMD - RESMED INC CDI 10:1 (CDI 10:1 FOREIGN EXEMPT NYSE)

Date	Type	Quantity	Unit Price	Trade Value	Brokerage+GST	GST	CNote	Total Value
19-Feb-2021	Buy	1,000	\$25.9044	\$25,904.36	\$80.30	\$7.30	114325023	\$25,984.66
Sub Total					\$80.30	\$7.30		\$25,984.66

Transaction Summary

1 JULY 2020 - 30 JUNE 2021



SOL - SOUL PATTINSON (W.H) FPO (ORDINARY FULLY PAID)

Date	Type	Quantity	Unit Price	Trade Value	Brokerage+GST	GST	CNote	Total Value
10-Jul-2020	Buy	2,000	\$19.8000	\$39,600.00	\$122.75	\$11.16	102783011	\$39,722.75
Sub Total					\$122.75	\$11.16		\$39,722.75

WES - WESFARMERS LIMITED FPO (ORDINARY FULLY PAID)

Date	Type	Quantity	Unit Price	Trade Value	Brokerage+GST	GST	CNote	Total Value
15-Jun-2021	Buy	1,000	\$56.1989	\$56,198.92	\$174.21	\$15.84	119420897	\$56,373.13
Sub Total					\$174.21	\$15.84		\$56,373.13

WOW - WOOLWORTHS GROUP LTD FPO (ORDINARY FULLY PAID)

Date	Type	Quantity	Unit Price	Trade Value	Brokerage+GST	GST	CNote	Total Value
08-Feb-2021	Buy	1,000	\$41.7000	\$41,700.00	\$129.26	\$11.75	113351472	\$41,829.26
Sub Total					\$129.26	\$11.75		\$41,829.26

WPL - WOODSIDE PETROLEUM FPO (ORDINARY FULLY PAID)

Date	Type	Quantity	Unit Price	Trade Value	Brokerage+GST	GST	CNote	Total Value
29-Jan-2021	Sell	-4,845	\$24.9091	-\$120,684.70	\$374.10	\$34.01	112796322	-\$120,310.60
11-Aug-2020	Buy	1,000	\$20.4900	\$20,490.00	\$63.51	\$5.77	104235524	\$20,553.51
Sub Total					\$437.61	\$39.78		-\$99,757.09

Transaction summary

01 Jul 2020 - 30 Jun 2021

Equities

ANZ		ANZ BANKING GRP LTD ORDINARY							
Date	Type	Action	Quantity	Unit price	Trade value	Brokerage	Other fees	GST	Total value
28/04/2017	In	Transfer	5,553	\$8.9559	\$49,732.11	\$0.00	\$0.00	\$0.00	\$49,732.11
03/07/2017	In	Transfer	155	\$28.8000	\$4,464.00	\$0.00	\$0.00	\$0.00	\$4,464.00
18/12/2017	In	Transfer	157	\$29.0200	\$4,556.14	\$0.00	\$0.00	\$0.00	\$4,556.14
02/07/2018	In	Transfer	169	\$27.7600	\$4,691.44	\$0.00	\$0.00	\$0.00	\$4,691.44
18/12/2018	In	Transfer	185	\$26.0300	\$4,815.55	\$0.00	\$0.00	\$0.00	\$4,815.55
01/07/2019	In	Transfer	179	\$27.7900	\$4,974.41	\$0.00	\$0.00	\$0.00	\$4,974.41
18/12/2019	In	Transfer	205	\$25.0300	\$5,131.15	\$0.00	\$0.00	\$0.00	\$5,131.15
30/09/2020	In	Transfer	92	\$18.0600	\$1,661.52	\$0.00	\$0.00	\$0.00	\$1,661.52
16/12/2020	In	Transfer	105	\$22.1900	\$2,329.95	\$0.00	\$0.00	\$0.00	\$2,329.95
Sub total			6,800						

MQG		MACQUARIE GROUP LTD ORDINARY							
Date	Type	Action	Quantity	Unit price	Trade value	Brokerage	Other fees	GST	Total value
28/04/2017	In	Transfer	3,987	\$13.5541	\$54,040.20	\$0.00	\$0.00	\$0.00	\$54,040.20
03/07/2017	In	Transfer	126	\$88.7900	\$11,187.54	\$0.00	\$0.00	\$0.00	\$11,187.54
13/12/2017	In	Transfer	85	\$98.5400	\$8,375.90	\$0.00	\$0.00	\$0.00	\$8,375.90
03/07/2018	In	Transfer	116	\$115.3500	\$13,380.60	\$0.00	\$0.00	\$0.00	\$13,380.60
18/12/2018	In	Transfer	82	\$113.8600	\$9,336.52	\$0.00	\$0.00	\$0.00	\$9,336.52
03/07/2019	In	Transfer	130	\$121.4500	\$15,788.50	\$0.00	\$0.00	\$0.00	\$15,788.50

While every effort has been made to provide you with an accurate statement, we give no warranty of accuracy or reliability and take no responsibility for any errors or omissions including negligence by any officers, employees or agents. We encourage you to confirm the information, holdings and valuations contained herein. Information contained in the report may only relate to the period since you commenced our service.

Copyright © 2021 Third Party Platform Pty Limited. All rights reserved.

Macquarie Online Trading is a service provided by Third Party Platform Pty Ltd ("TPP") ABN 74 121 227 905 AFSL No. 314341, at the request of Macquarie Bank Limited ABN 46 008 583 542 AFSL 237502 ("MBL"). TPP is a Participant of the ASX Group. Neither TPP nor MBL are representatives of each other. Some of the fees paid to TPP for the provision of its services will be remitted to MBL. TPP and MBL do not provide personal financial advice in relation to Macquarie Online Trading. You should consider your own financial situation, particular needs and investment objectives before acting on any of the information available on this report.

Transaction summary (continued)

01 Jul 2020 - 30 Jun 2021

30/09/2019	In	Transfer	125	\$120.0000	\$15,000.00	\$0.00	\$0.00	\$0.00	\$15,000.00
18/12/2019	In	Transfer	86	\$135.4700	\$11,650.42	\$0.00	\$0.00	\$0.00	\$11,650.42
03/07/2020	In	Transfer	77	\$110.4700	\$8,506.19	\$0.00	\$0.00	\$0.00	\$8,506.19
22/12/2020	In	Transfer	47	\$139.0800	\$6,536.76	\$0.00	\$0.00	\$0.00	\$6,536.76
Sub total			4,861						

SYD NATIONAL AUST. BANK ORDINARY

Date	Type	Action	Quantity	Unit price	Trade value	Brokerage	Other fees	GST	Total value
28/04/2017	In	Transfer	18,073	\$10.2236	\$184,771.12	\$0.00	\$0.00	\$0.00	\$184,771.12
05/07/2017	In	Transfer	596	\$30.0100	\$17,885.96	\$0.00	\$0.00	\$0.00	\$17,885.96
13/12/2017	In	Transfer	624	\$29.5900	\$18,464.16	\$0.00	\$0.00	\$0.00	\$18,464.16
05/07/2018	In	Transfer	708	\$27.0100	\$19,123.08	\$0.00	\$0.00	\$0.00	\$19,123.08
14/12/2018	In	Transfer	841	\$23.5500	\$19,805.55	\$0.00	\$0.00	\$0.00	\$19,805.55
03/07/2019	In	Transfer	667	\$25.9300	\$17,295.31	\$0.00	\$0.00	\$0.00	\$17,295.31
12/12/2019	In	Transfer	692	\$25.7900	\$17,846.68	\$0.00	\$0.00	\$0.00	\$17,846.68
07/06/2020	In	Transfer	2,120	\$14.1500	\$29,998.00	\$0.00	\$0.00	\$0.00	\$29,998.00
03/07/2020	In	Transfer	429	\$15.5200	\$6,658.08	\$0.00	\$0.00	\$0.00	\$6,658.08
10/12/2020	In	Transfer	323	\$23.0100	\$7,432.23	\$0.00	\$0.00	\$0.00	\$7,432.23
Sub total			25,073						

SYD SYD AIRPORT FPO/UNITS STAPLED

Date	Type	Action	Quantity	Unit price	Trade value	Brokerage	Other fees	GST	Total value
28/04/2017	In	Transfer	3,646	\$3.7300	\$13,599.58	\$0.00	\$0.00	\$0.00	\$13,599.58

While every effort has been made to provide you with an accurate statement, we give no warranty of accuracy or reliability and take no responsibility for any errors or omissions including negligence by any officers, employees or agents. We encourage you to confirm the information, holdings and valuations contained herein. Information contained in the report may only relate to the period since you commenced our service.

Copyright © 2021 Third Party Platform Pty Limited. All rights reserved.

Macquarie Online Trading is a service provided by Third Party Platform Pty Ltd ("TPP") ABN 74 121 227 905 AFSL No. 314341, at the request of Macquarie Bank Limited ABN 46 008 583 542 AFSL 237502 ("MBL"). TPP is a Participant of the ASX Group. Neither TPP nor MBL are representatives of each other. Some of the fees paid to TPP for the provision of its services will be remitted to MBL. TPP and MBL do not provide personal financial advice in relation to Macquarie Online Trading. You should consider your own financial situation, particular needs and investment objectives before acting on any of the information available on this report.

Transaction summary (continued)

01 Jul 2020 - 30 Jun 2021

24/08/2020	In	Transfer	708	\$0.0000	\$0.00	\$0.00	\$0.00	\$0.00	\$0.00
Sub total			4,354						

SYDR

SYD AIRPORT RTS26AUG20 FORUS

Date	Type	Action	Quantity	Unit price	Trade value	Brokerage	Other fees	GST	Total value
18/08/2020	In	Transfer	708	\$4.5600	\$3,228.48	\$0.00	\$0.00	\$0.00	\$3,228.48
20/08/2020	Out	Transfer	(708)	\$0.0000	(\$0.00)	\$0.00	\$0.00	\$0.00	(\$0.00)
Sub total			0						

TCL

TRANSURBAN GROUP FPO/UNITS STAPLED

Date	Type	Action	Quantity	Unit price	Trade value	Brokerage	Other fees	GST	Total value
28/04/2017	In	Transfer	3,416	\$3.2621	\$11,143.33	\$0.00	\$0.00	\$0.00	\$11,143.33
11/08/2017	In	Transfer	79	\$11.3848	\$899.40	\$0.00	\$0.00	\$0.00	\$899.40
29/12/2017	In	Transfer	284	\$0.0000	\$0.00	\$0.00	\$0.00	\$0.00	\$0.00
16/02/2018	In	Transfer	82	\$11.9719	\$981.70	\$0.00	\$0.00	\$0.00	\$981.70
13/09/2018	In	Transfer	678	\$0.0000	\$0.00	\$0.00	\$0.00	\$0.00	\$0.00
15/02/2019	In	Transfer	112	\$11.7658	\$1,317.77	\$0.00	\$0.00	\$0.00	\$1,317.77
09/08/2019	In	Transfer	92	\$15.1549	\$1,394.25	\$0.00	\$0.00	\$0.00	\$1,394.25
06/09/2019	In	Transfer	1,025	\$14.6400	\$15,006.00	\$0.00	\$0.00	\$0.00	\$15,006.00
14/02/2020	In	Transfer	115	\$15.4949	\$1,781.91	\$0.00	\$0.00	\$0.00	\$1,781.91
14/08/2020	In	Transfer	69	\$13.8141	\$953.17	\$0.00	\$0.00	\$0.00	\$953.17
16/02/2021	In	Transfer	68	\$13.0553	\$887.76	\$0.00	\$0.00	\$0.00	\$887.76

While every effort has been made to provide you with an accurate statement, we give no warranty of accuracy or reliability and take no responsibility for any errors or omissions including negligence by any officers, employees or agents. We encourage you to confirm the information, holdings and valuations contained herein. Information contained in the report may only relate to the period since you commenced our service.

Copyright © 2021 Third Party Platform Pty Limited. All rights reserved.

Macquarie Online Trading is a service provided by Third Party Platform Pty Ltd ("TPP") ABN 74 121 227 905 AFSL No. 314341, at the request of Macquarie Bank Limited ABN 46 008 583 542 AFSL 237502 ("MBL"). TPP is a Participant of the ASX Group. Neither TPP nor MBL are representatives of each other. Some of the fees paid to TPP for the provision of its services will be remitted to MBL. TPP and MBL do not provide personal financial advice in relation to Macquarie Online Trading. You should consider your own financial situation, particular needs and investment objectives before acting on any of the information available on this report.

Transaction summary (continued)

01 Jul 2020 - 30 Jun 2021

Sub total 6,020

WES WESFARMERS LIMITED ORDINARY

Date	Type	Action	Quantity	Unit price	Trade value	Brokerage	Other fees	GST	Total value
28/04/2017	In	Transfer	2,592	\$9.3412	\$24,212.39	\$0.00	\$0.00	\$0.00	\$24,212.39
28/09/2017	In	Transfer	74	\$42.0641	\$3,112.74	\$0.00	\$0.00	\$0.00	\$3,112.74
05/04/2018	In	Transfer	66	\$41.6950	\$2,751.87	\$0.00	\$0.00	\$0.00	\$2,751.87
27/09/2018	In	Transfer	64	\$51.3833	\$3,288.53	\$0.00	\$0.00	\$0.00	\$3,288.53
10/04/2019	In	Transfer	163	\$34.4090	\$5,608.67	\$0.00	\$0.00	\$0.00	\$5,608.67
09/10/2019	In	Transfer	58	\$39.4499	\$2,288.09	\$0.00	\$0.00	\$0.00	\$2,288.09
31/03/2020	In	Transfer	60	\$37.8725	\$2,272.35	\$0.00	\$0.00	\$0.00	\$2,272.35
01/10/2020	in	Transfer	63	\$45.9840	\$2,896.99	\$0.00	\$0.00	\$0.00	\$2,896.99
31/03/2021	In	Transfer	55	\$50.3107	\$2,767.09	\$0.00	\$0.00	\$0.00	\$2,767.09

Sub total 3,195

Please note that the Transaction Date listed of any Off Market Transfers (Transfer) may not necessarily match the Date of Purchase listed on the Off Market transfer form.

While every effort has been made to provide you with an accurate statement, we give no warranty of accuracy or reliability and take no responsibility for any errors or omissions including negligence by any officers, employees or agents. We encourage you to confirm the information, holdings and valuations contained herein. Information contained in the report may only relate to the period since you commenced our service.

Copyright © 2021 Third Party Platform Pty Limited. All rights reserved.

Macquarie Online Trading is a service provided by Third Party Platform Pty Ltd ("TPP") ABN 74 121 227 905 AFSL No. 314341, at the request of Macquarie Bank Limited ABN 46 008 583 542 AFSL 237502 ("MBL"). TPP is a Participant of the ASX Group. Neither TPP nor MBL are representatives of each other. Some of the fees paid to TPP for the provision of its services will be remitted to MBL. TPP and MBL do not provide personal financial advice in relation to Macquarie Online Trading. You should consider your own financial situation, particular needs and investment objectives before acting on any of the information available on this report.

Address - Locked Bag 22 Australia Square NSW 1215
 Telephone - 13 15 19
 Facsimile - 1300 131 519
 Email - shares@commsec.com.au
 Internet - commsec.com.au

TAX INVOICE

**ORIGINAL
 CONFIRMATION**

Please retain for taxation purposes

Trading, Clearing and Settlement of this transaction is undertaken by Commonwealth Securities Limited.

REXANDER PTY LTD
<BARRY PAPAELIA SUPER A/C>
8 DRYDEN STREET
CANTERBURY VIC 3126


WE HAVE BOUGHT THE FOLLOWING SECURITIES FOR YOU

COMPANY: BHP GROUP LIMITED
SECURITY: ORDINARY FULLY PAID

BHP

DATE: 12/11/2020
 AS AT DATE: 12/11/2020
 CONFIRMATION NO: 109095048
 ORDER NO: N133698456
 ACCOUNT NO: 216357
 TOTAL UNITS: 1,000
 CONSIDERATION (AUD): \$36,690.00
BROKERAGE & COSTS INCL GST: \$113.73
 (may include printed confirmation postal fee)
 APPLICATION MONEY: \$0.00
TOTAL COST: \$36,803.73
TOTAL GST: \$10.34
SETTLEMENT DATE: 16/11/2020

UNITS AT PRICE	
1,000	36.690000
AVERAGE PRICE: 36.690000	



Billor Code: 35428
 Customer Ref No: 2163574

PID 1402 HIN 13553301
ORDER COMPLETED

CONTRACT COMMENTS:

50809856 0407580113

168



1. This Confirmation Contract Note is issued by Commonwealth Securities Limited and is issued subject to:

(a) The current General Conditions of Trade of Commonwealth Securities Limited ("CommSec");

(b) Directions, decisions and requirements of the Market Operators, the ASIC Market Integrity Rules, the Market Operating Rules, the Clearing Rules and where relevant, the Settlement Rules, the customs and usages of the Market Operators, and the correction of any errors and/or omissions. Under the Rules of ASIC and the Market Operators, CommSec is required to act consistently with a fair and orderly market. CommSec or the Market Operators are entitled to cancel a trade without further reference to you as permitted by the current General Conditions of Trade and the Market Operating Rules.

If you request a Confirmation Contract Note to be sent to you by post, a \$1.95 fee will be charged in addition to brokerage.

Commonwealth Securities Limited ABN 60 067 254 399, AFSL 238814 is a wholly owned, but non-guaranteed subsidiary of the Commonwealth Bank of Australia ABN 48 123 123 124 and a Participant of the ASX Group and Chi-X Australia.

Your order may have been executed as multiple market transactions across multiple trade execution venues in accordance with our Best Execution policy. This Confirmation specifies the volume weighted average price for those market transactions.

20/21

2520.14

CommSec



Address - Locked Bag 22 Australia Square NSW 1215
Telephone - 13 15 19
Facsimile - 1300 131 519
Email - shares@commsec.com.au
Internet - commsec.com.au

TAX INVOICE

BUY

**ORIGINAL
CONFIRMATION**

Please retain for taxation purposes

Trading, Clearing and Settlement of this transaction is undertaken by Commonwealth Securities Limited.

**REXANDER PTY LTD
<BARRY PAPAELIA SUPER A/C>
8 DRYDEN STREET
CANTERBURY VIC 3126**

WE HAVE BOUGHT THE FOLLOWING SECURITIES FOR YOU

COMPANY: WASHINGTON H SOUL PATTINSON & COMPANY LIMITED

SECURITY: ORDINARY FULLY PAID

SOL

DATE:	10/07/2020
AS AT DATE:	10/07/2020
CONFIRMATION NO:	102783011
ORDER NO:	N124566513
ACCOUNT NO:	216357
TOTAL UNITS:	2,000
CONSIDERATION (AUD):	\$39,600.00
BROKERAGE & COSTS INCL GST:	\$122.75
(may include printed confirmation postal fee)	
COPIATION MONEY:	\$0.00
TOTAL COST:	\$39,722.75
TOTAL GST:	\$11.16
SETTLEMENT DATE:	14/07/2020

UNITS AT PRICE	
2,000	19.800000
AVERAGE PRICE: 19.800000	



Biller Code: 35428
Customer Ref No: 2163574

PID 1402 HIN 13553301

ORDER COMPLETED

CONTRACT COMMENTS:

50809856 0407580113

168



1. This Confirmation Contract Note is issued by Commonwealth Securities Limited and is issued subject to:

(a) The current General Conditions of Trade of Commonwealth Securities Limited ("CommSec");

(b) Directions, decisions and requirements of the Market Operators, the ASIC Market Integrity Rules, the Market Operating Rules, the Clearing Rules and where relevant, the Settlement Rules, the customs and usages of the Market Operators, and the correction of any errors and/or omissions. Under the Rules of ASIC and the Market Operators, CommSec is required to act consistently with a fair and orderly market. CommSec or the Market Operators are entitled to cancel a trade without further reference to you as permitted by the current General Conditions of Trade and the Market Operating Rules.

If you request a Confirmation Contract Note to be sent to you by post, a \$1.95 fee will be charged in addition to brokerage.

Commonwealth Securities Limited ABN 60 067 254 399, AFSL 238814 is a wholly owned, but non-guaranteed subsidiary of the Commonwealth Bank of Australia ABN 48 123 123 124 and a Participant of the ASX Group and Chi-X Australia.

Your order may have been executed as multiple market transactions across multiple trade execution venues in accordance with our Best Execution policy. This Confirmation specifies the volume weighted average price for those market transactions.

2520.29



BUY

Address - Locked Bag 22 Australia Square NSW 1215
Telephone - 13 15 19
Facsimile - 1300 131 519
Email - shares@commsec.com.au
Internet - commsec.com.au

TAX INVOICE

ORIGINAL CONFIRMATION

Please retain for taxation purposes

Trading, Clearing and Settlement of this transaction is undertaken by
Commonwealth Securities Limited.

REXANDER PTY LTD
<BARRY PAPAELIA SUPER A/C>
8 DRYDEN STREET
CANTERBURY VIC 3126

WE HAVE BOUGHT THE FOLLOWING SECURITIES FOR YOU

COMPANY: MACQUARIE GROUP LIMITED
SECURITY: ORDINARY FULLY PAID

MQG

DATE:	02/10/2020
AS AT DATE:	02/10/2020
CONFIRMATION NO:	107059417
ORDER NO:	N130842218
ACCOUNT NO:	216357
TOTAL UNITS:	400
CONSIDERATION (AUD):	\$48,151.84
BROKERAGE & COSTS INCL GST:	\$149.26
<small>(may include printed confirmation postal fee)</small>	
APPLICATION MONEY:	\$0.00
TOTAL COST:	\$48,301.10
TOTAL GST:	\$13.57
SETTLEMENT DATE:	06/10/2020

UNITS AT PRICE	
128	120.400000
5	120.390000
160	120.380000
37	120.370000
20	120.360000
50	120.340000
AVERAGE PRICE: 120.379600	



Biller Code: 35428
Customer Ref No: 2163574

PID 1402 HIN 13553301
ORDER COMPLETED

CONTRACT COMMENTS:
50809856 0407580113

168

1. This Confirmation Contract Note is issued by Commonwealth Securities Limited and is issued subject to:
(a) The current General Conditions of Trade of Commonwealth Securities Limited ("CommSec");
(b) Directions, decisions and requirements of the Market Operators, the ASIC Market Integrity Rules, the Market Operating Rules, the Clearing Rules and where relevant, the Settlement Rules, the customs and usages of the Market Operators, and the correction of any errors and/or omissions. Under the Rules of ASIC and the Market Operators, CommSec is required to act consistently with a fair and orderly market. CommSec or the Market Operators are entitled to cancel a trade without further reference to you as permitted by the current General Conditions of Trade and the Market Operating Rules.

If you request a Confirmation Contract Note to be sent to you by post, a \$1.95 fee will be charged in addition to brokerage.
Commonwealth Securities Limited ABN 60 067 254 399, AFSL 238814 is a wholly owned, but non-guaranteed subsidiary of the Commonwealth Bank of Australia ABN 48 123 123 124 and a Participant of the ASX Group and Chi-X Australia.
Your order may have been executed as multiple market transactions across multiple trade execution venues in accordance with our Best Execution policy. This Confirmation specifies the volume weighted average price for those market transactions.

CommSec



Address - Locked Bag 22 Australia Square NSW 1215
Telephone - 13 15 19
Facsimile - 1300 131 519
Email - shares@commsec.com.au
Internet - commsec.com.au

TAX INVOICE

2520.41

BUY

ORIGINAL
CONFIRMATION

Please retain for taxation purposes

Trading, Clearing and Settlement of this transaction is undertaken by
Commonwealth Securities Limited.

REXANDER PTY LTD
<BARRY PAPAELIA SUPER A/C>
8 DRYDEN STREET
CANTERBURY VIC 3126

WE HAVE BOUGHT THE FOLLOWING SECURITIES FOR YOU

Cum Dividend Stock

COMPANY: AMCOR PLC

SECURITY: CDI 1:1 FOREIGN EXEMPT NYSE

AMC

DATE: 13/11/2020
AS AT DATE: 13/11/2020
CONFIRMATION NO: 109184033
ORDER NO: N133823482
ACCOUNT NO: 216357
TOTAL UNITS: 2,000
CONSIDERATION (AUD): \$31,620.00
BROKERAGE & COSTS INCL GST: \$98.02
(may include printed confirmation postal fee)
APPLICATION MONEY: \$0.00
TOTAL COST: \$31,718.02
TOTAL GST: \$8.91
SETTLEMENT DATE: 17/11/2020

UNITS AT PRICE

2,000 15.810000

AVERAGE PRICE: 15.810000



Billor Code: 35428

Customer Ref No: 2163574


PID 1402 HIN 13553301

ORDER COMPLETED

CONTRACT COMMENTS:

50809856 0407580113

168



1. This Confirmation Contract Note is issued by Commonwealth Securities Limited and is issued subject to:

(a) The current General Conditions of Trade of Commonwealth Securities Limited ("CommSec");

(b) Directions, decisions and requirements of the Market Operators, the ASIC Market Integrity Rules, the Market Operating Rules, the Clearing Rules and where relevant, the Settlement Rules, the customs and usages of the Market Operators, and the correction of any errors and/or omissions. Under the Rules of ASIC and the Market Operators, CommSec is required to act consistently with a fair and orderly market. CommSec or the Market Operators are entitled to cancel a trade without further reference to you as permitted by the current General Conditions of Trade and the Market Operating Rules.

If you request a Confirmation Contract Note to be sent to you by post, a \$1.95 fee will be charged in addition to brokerage.

Commonwealth Securities Limited ABN 60 067 254 399, AFSL 238814 is a wholly owned, but non-guaranteed subsidiary of the Commonwealth Bank of Australia ABN 48 123 123 124 and a Participant of the ASX Group and Chi-X Australia.

Your order may have been executed as multiple market transactions across multiple trade execution venues in accordance with our Best Execution policy. This Confirmation specifies the volume weighted average price for those market transactions.

Address - Locked Bag 22 Australia Square NSW 1215
 Telephone - 13 15 19
 Facsimile - 1300 131 519
 Email - shares@commsec.com.au
 Internet - commsec.com.au

TAX INVOICE

**ORIGINAL
 CONFIRMATION**

Please retain for taxation purposes

Trading, Clearing and Settlement of this transaction is undertaken by Commonwealth Securities Limited.

REXANDER PTY LTD
<BARRY PAPAELIA SUPER A/C>
8 DRYDEN STREET
CANTERBURY VIC 3126

WE HAVE BOUGHT THE FOLLOWING SECURITIES FOR YOU

Cum Dividend
 Stock/Cum Bonus

COMPANY: MFF CAPITAL INVESTMENTS LIMITED
SECURITY: ORDINARY FULLY PAID

MFF

DATE: 25/08/2020
 AS AT DATE: 25/08/2020
 CONFIRMATION NO: 104977801
 ORDER NO: N127879932
 ACCOUNT NO: 216357
 TOTAL UNITS: 18,000
 CONSIDERATION (AUD): \$49,320.00
BROKERAGE & COSTS INCL GST: \$152.88
 (may include printed confirmation postal fee)
 APPLICATION MONEY: \$0.00
TOTAL COST: \$49,472.88
TOTAL GST: \$13.90
SETTLEMENT DATE: 27/08/2020

UNITS AT PRICE

18,000 2.740000

AVERAGE PRICE: 2.740000



Billor Code: 35428
 Customer Ref No: 2163574

PID 1402 HIN 13553301

ORDER COMPLETED

CONTRACT COMMENTS:

50809856 0407580113

168



1. This Confirmation Contract Note is issued by Commonwealth Securities Limited and is issued subject to:

(a) The current General Conditions of Trade of Commonwealth Securities Limited ("CommSec");

(b) Directions, decisions and requirements of the Market Operators, the ASIC Market Integrity Rules, the Market Operating Rules, the Clearing Rules and where relevant, the Settlement Rules, the customs and usages of the Market Operators, and the correction of any errors and/or omissions. Under the Rules of ASIC and the Market Operators, CommSec is required to act consistently with a fair and orderly market. CommSec or the Market Operators are entitled to cancel a trade without further reference to you as permitted by the current General Conditions of Trade and the Market Operating Rules.

If you request a Confirmation Contract Note to be sent to you by post, a \$1.95 fee will be charged in addition to brokerage.

Commonwealth Securities Limited ABN 60 067 254 399, AFSL 238814 is a wholly owned, but non-guaranteed subsidiary of the Commonwealth Bank of Australia ABN 48 123 123 124 and a Participant of the ASX Group and Chi-X Australia.

Your order may have been executed as multiple market transactions across multiple trade execution venues in accordance with our Best Execution policy. This Confirmation specifies the volume weighted average price for those market transactions.

2520.44



BUY

Address - Locked Bag 22 Australia Square NSW 1215
Telephone - 13 15 19
Facsimile - 1300 131 519
Email - shares@commsec.com.au
Internet - commsec.com.au

TAX INVOICE

ORIGINAL CONFIRMATION

Please retain for taxation purposes

Trading, Clearing and Settlement of this transaction is undertaken by Commonwealth Securities Limited.

REXANDER PTY LTD
<BARRY PAPAELIA SUPER A/C>
8 DRYDEN STREET
CANTERBURY VIC 3126

WE HAVE BOUGHT THE FOLLOWING SECURITIES FOR YOU

Cum Dividend Stock

COMPANY: MFF CAPITAL INVESTMENTS LIMITED
SECURITY: ORDINARY FULLY PAID

MFF

DATE: 02/10/2020
AS AT DATE: 02/10/2020
CONFIRMATION NO: 107081685
ORDER NO: N130841294
ACCOUNT NO: 216357

TOTAL UNITS: 10,000
CONSIDERATION (AUD): \$25,900.00
BROKERAGE & COSTS INCL GST: \$80.29
(may include printed confirmation postal fee)
COMPLIATION MONEY: \$0.00
TOTAL COST: \$25,980.29
TOTAL GST: \$7.30
SETTLEMENT DATE: 06/10/2020

UNITS AT PRICE	
1,346	2.590000
8,654	2.590000
AVERAGE PRICE: 2.590000	



Billor Code: 35428
Customer Ref No: 2163574

PID 1402 HIN 13553301
ORDER COMPLETED
CROSSED TRADE

CONTRACT COMMENTS:

50809856 0407580113



1. This Confirmation Contract Note is issued by Commonwealth Securities Limited and is issued subject to:

- (a) The current General Conditions of Trade of Commonwealth Securities Limited ("CommSec");
- (b) Directions, decisions and requirements of the Market Operators, the ASIC Market Integrity Rules, the Market Operating Rules, the Clearing Rules and where relevant, the Settlement Rules, the customs and usages of the Market Operators, and the correction of any errors and/or omissions. Under the Rules of ASIC and the Market Operators, CommSec is required to act consistently with a fair and orderly market. CommSec or the Market Operators are entitled to cancel a trade without further reference to you as permitted by the current General Conditions of Trade and the Market Operating Rules.

If you request a Confirmation Contract Note to be sent to you by post, a \$1.95 fee will be charged in addition to brokerage.

Commonwealth Securities Limited ABN 60 067 254 399, AFSL 238814 is a wholly owned, but non-guaranteed subsidiary of the Commonwealth Bank of Australia ABN 48 123 123 124 and a Participant of the ASX Group and Chi-X Australia.

Your order may have been executed as multiple market transactions across multiple trade execution venues in accordance with our Best Execution policy. This Confirmation specifies the volume weighted average price for those market transactions.

CommSec

**BUY**

Address - Locked Bag 22 Australia Square NSW 1215
 Telephone - 13 15 19
 Facsimile - 1300 131 519
 Email - shares@commsec.com.au
 Internet - commsec.com.au

TAX INVOICE

**ORIGINAL
CONFIRMATION**

Trading, Clearing and Settlement of this transaction is undertaken by
 Commonwealth Securities Limited.

Please retain for taxation purposes

REXANDER PTY LTD
<BARRY PAPAELIA SUPER A/C>
8 DRYDEN STREET
CANTERBURY VIC 3126

WE HAVE BOUGHT THE FOLLOWING SECURITIES FOR YOU

Cum Dividend Stock

COMPANY: MFF CAPITAL INVESTMENTS LIMITED

SECURITY: ORDINARY FULLY PAID

MFF

DATE: 07/10/2020
 AS AT DATE: 07/10/2020
 CONFIRMATION NO: 107272868
 ORDER NO: N131126854
 ACCOUNT NO: 216357
 TOTAL UNITS: 10,000
 CONSIDERATION (AUD): \$25,947.16
BROKERAGE & COSTS INCL GST: \$80.43
 (may include printed confirmation postal fee)
 APPLICATION MONEY: \$0.00
TOTAL COST: \$26,027.59
TOTAL GST: \$7.31
SETTLEMENT DATE: 09/10/2020

UNITS AT PRICE

2,358	2.610000
7,642	2.590000

AVERAGE PRICE: 2.594716

Biller Code: 35428

Customer Ref No: 2163574

PID 1402 HIN 13553301

ORDER COMPLETED

CONTRACT COMMENTS:

50809856 0407580113

168

1. This Confirmation Contract Note is issued by Commonwealth Securities Limited and is issued subject to:

(a) The current General Conditions of Trade of Commonwealth Securities Limited ("CommSec");

(b) Directions, decisions and requirements of the Market Operators, the ASIC Market Integrity Rules, the Market Operating Rules, the Clearing Rules and where relevant, the Settlement Rules, the customs and usages of the Market Operators, and the correction of any errors and/or omissions. Under the Rules of ASIC and the Market Operators, CommSec is required to act consistently with a fair and orderly market. CommSec or the Market Operators are entitled to cancel a trade without further reference to you as permitted by the current General Conditions of Trade and the Market Operating Rules.

If you request a Confirmation Contract Note to be sent to you by post, a \$1.95 fee will be charged in addition to brokerage.

Commonwealth Securities Limited ABN 60 067 254 399, AFSL 238814 is a wholly owned, but non-guaranteed subsidiary of the Commonwealth Bank of Australia ABN 48 123 123 124 and a Participant of the ASX Group and Chi-X Australia.

Your order may have been executed as multiple market transactions across multiple trade execution venues in accordance with our Best Execution policy. This Confirmation specifies the volume weighted average price for those market transactions.

CommSec

BUY

Address - Locked Bag 22 Australia Square NSW 1215
 Telephone - 13 15 19
 Facsimile - 1300 131 519
 Email - shares@commsec.com.au
 Internet - commsec.com.au

TAX INVOICE

**ORIGINAL
CONFIRMATION**

Trading, Clearing and Settlement of this transaction is undertaken by
 Commonwealth Securities Limited.

Please retain for taxation purposes

REXANDER PTY LTD
 <BARRY PAPAELIA SUPER A/C>
 8 DRYDEN STREET
 CANTERBURY VIC 3126

WE HAVE BOUGHT THE FOLLOWING SECURITIES FOR YOU

COMPANY: MFF CAPITAL INVESTMENTS LIMITED


SECURITY: ORDINARY FULLY PAID

MFF

DATE: 14/12/2020
 AS AT DATE: 14/12/2020
 CONFIRMATION NO: 110608725
 ORDER NO: N135772276
 ACCOUNT NO: 216357
 TOTAL UNITS: 10,000
 CONSIDERATION (AUD): \$27,400.00
BROKERAGE & COSTS INCL GST: \$84.93
 (may include printed confirmation postal fee)
 APPLICATION MONEY: \$0.00
TOTAL COST: \$27,484.93
TOTAL GST: \$7.72
SETTLEMENT DATE: 16/12/2020

UNITS AT PRICE

10,000 2.740000

AVERAGE PRICE: 2.740000

Billor Code: 35428

Customer Ref No: 2163574

PID 1402 HIN 13553301

ORDER COMPLETED**CONTRACT COMMENTS:**

50809856 0407580113

168

1. This Confirmation Contract Note is issued by Commonwealth Securities Limited and is issued subject to:

(a) The current General Conditions of Trade of Commonwealth Securities Limited ("CommSec");

(b) Directions, decisions and requirements of the Market Operators, the ASIC Market Integrity Rules, the Market Operating Rules, the Clearing Rules and where relevant, the Settlement Rules, the customs and usages of the Market Operators, and the correction of any errors and/or omissions. Under the Rules of ASIC and the Market Operators, CommSec is required to act consistently with a fair and orderly market. CommSec or the Market Operators are entitled to cancel a trade without further reference to you as permitted by the current General Conditions of Trade and the Market Operating Rules.

If you request a Confirmation Contract Note to be sent to you by post, a \$1.95 fee will be charged in addition to brokerage.

Commonwealth Securities Limited ABN 60 067 254 399, AFSL 238814 is a wholly owned, but non-guaranteed subsidiary of the Commonwealth Bank of Australia ABN 48 123 123 124 and a Participant of the ASX Group and Chi-X Australia.

Your order may have been executed as multiple market transactions across multiple trade execution venues in accordance with our Best Execution policy. This Confirmation specifies the volume weighted average price for those market transactions.

BUY

Address - Locked Bag 22 Australia Square NSW 1215
 Telephone - 13 15 19
 Facsimile - 1300 131 519
 Email - shares@commsec.com.au
 Internet - commsec.com.au

TAX INVOICE

**ORIGINAL
 CONFIRMATION**

Please retain for taxation purposes

Trading, Clearing and Settlement of this transaction is undertaken by
 Commonwealth Securities Limited.

REXANDER PTY LTD
 <BARRY PAPAELIA SUPER A/C>
 8 DRYDEN STREET
 CANTERBURY VIC 3126

WE HAVE BOUGHT THE FOLLOWING SECURITIES FOR YOU

Cum Dividend Stock


COMPANY: MFF CAPITAL INVESTMENTS LIMITED

SECURITY: ORDINARY FULLY PAID

MFF

DATE: 19/02/2021
 AS AT DATE: 19/02/2021
 CONFIRMATION NO: 114329316
 ORDER NO: N140873841
 ACCOUNT NO: 216357
 TOTAL UNITS: 10,000
 CONSIDERATION (AUD): \$25,955.80
 BROKERAGE & COSTS INCL GST: \$80.45
 (may include printed confirmation postal fee)
 APPLICATION MONEY: \$0.00
 TOTAL COST: \$26,036.25
 TOTAL GST: \$7.31
 SETTLEMENT DATE: 23/02/2021

UNITS AT PRICE	
2,790	2.610000
7,210	2.590000
AVERAGE PRICE: 2.595580	



Biller Code: 35428
 Customer Ref No: 2163574

PID 1402 HIN 13553301
ORDER COMPLETED

CONTRACT COMMENTS:

50809856 0407580113

168

1. This Confirmation Contract Note is issued by Commonwealth Securities Limited and is issued subject to:
 (a) The current General Conditions of Trade of Commonwealth Securities Limited ("CommSec");
 (b) Directions, decisions and requirements of the Market Operators, the ASIC Market Integrity Rules, the Market Operating Rules, the Clearing Rules and where relevant, the Settlement Rules, the customs and usages of the Market Operators, and the correction of any errors and/or omissions. Under the Rules of ASIC and the Market Operators, CommSec is required to act consistently with a fair and orderly market. CommSec or the Market Operators are entitled to cancel a trade without further reference to you as permitted by the current General Conditions of Trade and the Market Operating Rules.
 If you request a Confirmation Contract Note to be sent to you by post, a \$1.95 fee will be charged in addition to brokerage.
 Commonwealth Securities Limited ABN 60 067 254 399, AFSL 238814 is a wholly owned, but non-guaranteed subsidiary of the Commonwealth Bank of Australia ABN 48 123 123 124 and a Participant of the ASX Group and Chi-X Australia.
 Your order may have been executed as multiple market transactions across multiple trade execution venues in accordance with our Best Execution policy. This Confirmation specifies the volume weighted average price for those market transactions.

2520.44



BUY

Address - Locked Bag 22 Australia Square NSW 1215
Telephone - 13 15 19
Facsimile - 1300 131 519
Email - shares@commsec.com.au
Internet - commsec.com.au

TAX INVOICE

ORIGINAL CONFIRMATION

Please retain for taxation purposes

Trading, Clearing and Settlement of this transaction is undertaken by Commonwealth Securities Limited.

REXANDER PTY LTD
<BARRY PAPAELIA SUPER A/C>
8 DRYDEN STREET
CANTERBURY VIC 3126

WE HAVE BOUGHT THE FOLLOWING SECURITIES FOR YOU

Cum Dividend Stock

COMPANY: MFF CAPITAL INVESTMENTS LIMITED

SECURITY: ORDINARY FULLY PAID

MFF

DATE:	25/02/2021
AS AT DATE:	25/02/2021
CONFIRMATION NO:	114720664
ORDER NO:	N141387194
ACCOUNT NO:	216357
TOTAL UNITS:	10,000
CONSIDERATION (AUD):	\$25,700.00
BROKERAGE & COSTS INCL GST:	\$79.66
<small>(may include printed confirmation postal fee)</small>	
APPLICATION MONEY:	\$0.00
TOTAL COST:	\$25,779.66
TOTAL GST:	\$7.24
SETTLEMENT DATE:	01/03/2021

UNITS AT PRICE	
10,000	2.570000
AVERAGE PRICE: 2.570000	



Biller Code: 35428
Customer Ref No: 2163574

PID 1402 HIN 13553301

ORDER COMPLETED

CONTRACT COMMENTS:

50809856 0407580113

168



1. This Confirmation Contract Note is issued by Commonwealth Securities Limited and is issued subject to:

(a) The current General Conditions of Trade of Commonwealth Securities Limited ("CommSec");

(b) Directions, decisions and requirements of the Market Operators, the ASIC Market Integrity Rules, the Market Operating Rules, the Clearing Rules and where relevant, the Settlement Rules, the customs and usages of the Market Operators, and the correction of any errors and/or omissions. Under the Rules of ASIC and the Market Operators, CommSec is required to act consistently with a fair and orderly market. CommSec or the Market Operators are entitled to cancel a trade without further reference to you as permitted by the current General Conditions of Trade and the Market Operating Rules.

If you request a Confirmation Contract Note to be sent to you by post, a \$1.95 fee will be charged in addition to brokerage.

Commonwealth Securities Limited ABN 60 067 254 399, AFSL 238814 is a wholly owned, but non-guaranteed subsidiary of the Commonwealth Bank of Australia ABN 48 123 123 124 and a Participant of the ASX Group and Chi-X Australia.

Your order may have been executed as multiple market transactions across multiple trade execution venues in accordance with our Best Execution policy. This Confirmation specifies the volume weighted average price for those market transactions.