

Financial Statements and Reports
for the year ended
30 June 2019

MJ & JK Renison Superannuation Fund

MJ & JK Renison Superannuation Fund

Reports Index

Statement of Financial Position

Operating Statement

Notes to the Financial Statements

Statement Of Taxable Income

Trustees Declaration

Compilation Report

Investment Summary

Investment Income

Realised Capital Gain

Members Statement

SMSF Annual Return

Capital Gains Schedule

Losses Schedule

MJ & JK Renison Superannuation Fund
Statement of Financial Position

As at 30 June 2019

	Note	2019 \$	2018 \$
Assets			
Investments			
Managed Investments (Australian)	2	76,922	37,013
Shares in Listed Companies (Australian)	3	2,283,130	2,233,800
Shares in Listed Companies (Overseas)	4	51,678	13,140
Units in Listed Unit Trusts (Australian)	5	222,903	118,173
Total Investments		<u>2,634,633</u>	<u>2,402,126</u>
Other Assets			
Distributions Receivable		5,793	6,313
Dividends Receivable		875	72
Bank Accounts	6	110,326	100,029
Term Deposits	6	407,962	593,120
Income Tax Refundable		117,792	44,062
Total Other Assets		<u>642,748</u>	<u>743,596</u>
Total Assets		<u>3,277,381</u>	<u>3,145,722</u>
Less:			
Liabilities			
Sundry Creditors		0	1,068
Total Liabilities		<u>0</u>	<u>1,068</u>
Net assets available to pay benefits		<u>3,277,381</u>	<u>3,144,654</u>
Represented by:			
Liability for accrued benefits allocated to members' accounts			
Renison, Michael - Pension (ABP1)		972,050	897,307
Renison, Michael - Pension (ABP2)		215,910	199,267
Renison, Michael - Pension (ABP3)		60,772	56,093
Renison, Michael - Pension (ABP4)		241,616	222,721
Renison, Jennifer - Accumulation		30,842	61,808
Renison, Jennifer - Pension (ABP1)		1,432,773	1,411,808
Renison, Jennifer - Pension (ABP2)		323,418	295,650
Total Liability for accrued benefits allocated to members' accounts		<u>3,277,381</u>	<u>3,144,654</u>

MJ & JK Renison Superannuation Fund

Operating Statement

For the year ended 30 June 2019

	Note	2019 \$	2018 \$
Income			
Investment Income			
Trust Distributions	9	13,906	11,931
Dividends Received	8	278,444	107,605
Interest Received		12,985	10,194
Investment Gains			
Changes in Market Values	10	4,357	147,582
Other Income			
Foreign Exchange Gains		230	7
Total Income		<u>309,922</u>	<u>277,319</u>
Expenses			
Administration Costs		2,585	2,388
Actuarial Fees		242	242
ATO Supervisory Levy		259	259
ASIC Fees		53	48
Auditor's Remuneration		495	0
Bank Charges		278	595
Investment Expenses		16,039	0
Investment Management Fee		262	0
Interest Paid		44	0
Member Payments			
Pensions Paid		137,070	128,970
Benefits Paid/Transfers Out		137,662	0
Total Expenses		<u>294,989</u>	<u>132,502</u>
Benefits accrued as a result of operations before income tax			
		<u>14,934</u>	<u>144,816</u>
Income Tax Expense	11	(117,791)	(44,062)
Benefits accrued as a result of operations		<u>132,726</u>	<u>188,878</u>

Notes to the Financial Statements

For the year ended 30 June 2019

Note 1: Summary of Significant Accounting Policies

The trustees have prepared the financial statements on the basis that the superannuation fund is a non-reporting entity because there are no users dependent on general purpose financial statements. The financial statements are therefore special purpose financial statements that have been prepared in order to meet the requirements of the Superannuation Industry (Supervision) Act 1993 and associated Regulations, the trust deed of the fund and the needs of members.

The financial statements have been prepared on a cash basis and are based on historical costs, except for investments which have been measured at market value.

The following significant accounting policies, which are consistent with the policies applied in the previous period unless otherwise stated, have been adopted in the preparation of the financial statements.

The financial statements were authorised for issue by the Director(s).

a. Measurement of Investments

The fund initially recognises:

- (i) an investment when it controls the future economic benefits expected to flow from the asset. For financial assets, the trade date is considered to be the date on which control of the future economic benefits attributable to the asset passes to the fund; and
- (ii) a financial liability on the date it becomes a party to the contractual provisions of the instrument.

Investments of the fund have been measured at market value, which refers to the amount that a willing buyer could reasonably be expected to pay to acquire the asset from a willing seller if the following assumptions were made:

- that the buyer and the seller deal with each other at arm's length in relation to the sale;
- that the sale occurred after proper marketing of the asset; and
- that the buyer and the seller acted knowledgeably and prudentially in relation to the sale.

Market value has been determined as follows:

- (i) shares and other securities listed on the Australian Securities Exchange by reference to the relevant market quotations at the end of the reporting period;
- (ii) units in managed funds by reference to the unit redemption price at the end of the reporting period;
- (iii) fixed-interest securities by reference to the redemption price at the end of the reporting period;
- (iv) unlisted investments are stated at trustees' assessment based on estimated market value at balance date or where necessary, an external valuer's opinion; and
- (v) investment properties at the trustees' assessment of the market value or where necessary a qualified independent valuer's opinion at the end of reporting period.

Financial liabilities, such as trade creditors and other payables, are measured at the gross value of the outstanding balance at the end of the reporting period. The trustees have determined that the gross values of the fund's financial liabilities is equivalent to their market values. Any remeasurement changes in the gross values of non-current financial liabilities (including liabilities for members' accrued benefits) are recognised in the operating statement in the periods in which they occur.

b. Cash and Cash Equivalents

Cash and cash equivalents include cash on hand and at call, deposits with banks and short-term, highly liquid investments that are readily convertible to cash and subject to an insignificant risk of change in value.

c. Revenue

Revenue is recognised at the fair value of the consideration received or receivable.

Interest revenue

Interest revenue is recognised in respect of fixed-interest securities, and cash and cash equivalent balances. Interest revenue is recognised upon receipt.

Notes to the Financial Statements

For the year ended 30 June 2019

Dividend revenue

Dividend revenue is recognised when the dividend has been paid or, in the case of dividend reinvestment schemes, when the dividend is credited to the benefit of the fund.

Rental revenue

Rental revenue arising from operating leases on investment properties is recognised upon receipt.

Distribution revenue

Distributions from unit trusts and managed funds are recognised as at the date the unit value is quoted ex-distribution and if not received at the end of the reporting period, are reflected in the statement of financial position as a receivable at market value.

Remeasurement changes in market values

Remeasurement changes in the market values of assets are recognised as income and determined as the difference between the market value at year-end or consideration received (if sold during the year) and the market value as at the prior year-end or cost (if acquired during the period).

d. Liability for Accrued Benefits

The liability for accrued benefits represents the fund's present obligation to pay benefits to members and beneficiaries, and has been calculated as the difference between the carrying amount of the assets and the carrying amount of the other payables and income tax liabilities as at the end of the reporting period.

e. Critical Accounting Estimates and Judgements

The preparation of financial statements requires the trustees to make judgements, estimates and assumptions that affect the application of accounting policies and the reported amounts of assets and liabilities, income and expenses. Actual results may differ from these estimates.

Estimates and underlying assumptions are reviewed on an ongoing basis. Revisions to accounting estimates are recognised in the period in which the estimate is revised and in any future period affected.

Note 2: Managed Investments (Australian)

	2019 \$	2018 \$
Magellan Infrastructure Fund (Unhedged)	23,085	0
Platinum International Fund	28,863	20,958
Platinum Asia Fund	24,974	16,055
	76,922	37,013

Note 3: Shares in Listed Companies (Australian)

	2019 \$	2018 \$
The A2 Milk Company Limited	6,925	0
AGL Energy Limited	78,959	77,466
AGL Energy Limited	26,613	29,898

MJ & JK Renison Superannuation Fund

Notes to the Financial Statements

For the year ended 30 June 2019

AMP Limited	2,120	3,560
Australia And New Zealand Banking Group Limited	68,832	56,198
Australia And New Zealand Banking Group Limited	28,210	28,240
Australia And New Zealand Banking Group Limited	120,287	120,415
ASX Limited	18,533	0
BHP Group Limited	45,935	44,015
BHP Billiton Limited	147,065	211,938
Beach Energy Limited	9,925	27,159
Commonwealth Bank Of Australia	137,498	121,037
Commonwealth Bank Of Australia	16,556	14,574
Costa Group Holdings Limited	11,514	0
Coles Group Limited	13,937	0
CSL Limited	22,575	0
Carnarvon Petroleum Limited	12,000	3,000
Cleanaway Waste Management Limited	11,650	0
CYBG Plc	1,354	2,229
CYBG Plc	4,340	7,144
Flight Centre Travel Group Limited	4,155	0
Fortescue Metals Group Ltd	0	7,902
Incitec Pivot Limited	0	7,260
Incitec Pivot Limited	0	9,075
Medibank Private Limited	7,081	5,925
Macquarie Group Limited	71,598	48,347
Macquarie Group Limited	47,397	46,740
National Australia Bank Limited	42,405	43,500
National Australia Bank Limited	135,711	139,215
News Corporation - Class A Non-Voting Common Stock-Cdi	3,003	3,245
Origin Energy Limited	9,138	0
Origin Energy Limited	17,303	23,741
Origin Energy Limited	16,257	22,307
Perpetual Limited	0	10,400
QBE Insurance Group Limited	7,690	6,331

Refer to compilation report

MJ & JK Renison Superannuation Fund

Notes to the Financial Statements

For the year ended 30 June 2019

QBE Insurance Group Limited	23,554	19,392
Ramsay Health Care Limited	10,836	8,097
Ruralco Holdings Limited	4,160	3,070
RIO Tinto Limited	56,549	46,059
RIO Tinto Limited	81,244	106,970
South32 Limited	24,219	18,469
South32 Limited	19,875	22,562
Washington H Soul Pattinson & Company Limited	6,883	0
Santos Limited	81,491	72,168
Senex Energy Limited	5,680	6,960
Telstra Corporation Limited	153,288	107,263
Telstra Corporation Limited	11,550	7,860
TPG Telecom Limited	11,045	8,867
Treasury Wine Estates Limited	7,460	0
Westpac Banking Corporation	91,716	82,509
Westpac Banking Corporation	14,804	15,295
Westpac Banking Corporation	203,143	209,876
Westpac Banking Corporation	0	12,247
Wesfarmers Limited	18,876	51,532
WAM Global Limited	9,850	0
WAM Global Limited	17,927	20,111
WorleyParsons Limited	7,429	5,244
Woolworths Group Limited	60,645	79,352
Woodside Petroleum Limited	122,424	119,394
Woodside Petroleum Limited	91,918	89,643
	2,283,132	2,233,801

Note 4: Shares in Listed Companies (Overseas)

	2019 \$	2018 \$
SSgA Active Trust - SPDR Dow Jones Industrial Average ETF	14,613	0
Merck & Co Inc	37,065	13,140
	51,678	13,140

Refer to compilation report

MJ & JK Renison Superannuation Fund

Notes to the Financial Statements

For the year ended 30 June 2019

Note 5: Units in Listed Unit Trusts (Australian)

	2019 \$	2018 \$
Apn Convenience Retail Reit	24,336	0
Shopping Centre Australasia Property Group	19,115	3,756
Spark Infrastructure Group - Stapled \$0.65 Loan Note And Unit Us Prohibited	11,878	0
Sydney Airport Group	91,439	32,220
Sydney Airport	65,582	58,404
Sydney Airport	0	23,793
Betashares U.s. Dollar ETF	10,552	0
	222,902	118,173

Note 7: Guaranteed Benefits

No guarantees have been made in respect of any part of the liability for accrued benefits.

Note 8: Dividends

	2019 \$	2018 \$
AGL Energy Limited	5,911	4,967
AMP Limited	140	737
ASX Limited	257	0
Australia And New Zealand Banking Group Limited	11,966	11,606
BHP Billiton Limited	86,347	7,721
BHP Group Limited	20,190	1,603
Beach Energy Limited	310	384
CSL Limited	126	0
CYBG Plc	93	29
Cleanaway Waste Management Limited	50	0
Commonwealth Bank Of Australia	8,021	8,002
Costa Group Holdings Limited	152	0
Flight Centre Travel Group Limited	316	0
Fortescue Metals Group Ltd	216	648

MJ & JK Renison Superannuation Fund

Notes to the Financial Statements

For the year ended 30 June 2019

Gilead Sciences Inc	0	113
Healthscope Limited - Ordinary Fully Paid	74	0
Incitec Pivot Limited	202	423
Macquarie Group Limited	3,574	3,242
Mantra Group Limited	0	242
Medibank Private Limited	262	249
Merck & Co Inc	483	320
National Australia Bank Limited	13,199	13,199
News Corporation - Class A Non-Voting Common Stock-Cdi	31	28
Northern Star Resources Ltd	45	0
Origin Energy Limited	584	0
Perpetual Limited	350	0
QBE Insurance Group Limited	1,320	687
RIO Tinto Limited	53,499	6,717
Ramsay Health Care Limited	220	208
Reliance Worldwide Corporation Limited - Ordinary Fully Paid Deferred Settlement	44	0
Resmed Inc	15	0
Ruralco Holdings Limited	160	150
SSgA Active Trust - SPDR Dow Jones Industrial Average ETF	88	0
Santos Limited	1,541	0
South32 Limited	2,314	1,970
TPG Telecom Limited	69	69
Telstra Corporation Limited	8,259	11,644
Washington H Soul Pattinson & Company Limited	75	0
Wesfarmers Limited	3,341	2,328
Westpac Banking Corporation	30,792	20,528
Woodside Petroleum Limited	11,782	7,343
Woolworths Group Limited	11,921	2,418
WorleyParsons Limited	108	30
	<hr/>	<hr/>
	278,447	107,605

MJ & JK Renison Superannuation Fund

Notes to the Financial Statements

For the year ended 30 June 2019

CSL Limited	2,018	0
CYBG Plc	(875)	(521)
CYBG Plc	(2,804)	2,053
Carnarvon Petroleum Limited	5,350	1,420
Cleanaway Waste Management Limited	367	0
Coles Group Limited	4,638	0
Commonwealth Bank Of Australia	16,461	(22,946)
Commonwealth Bank Of Australia	1,982	4,448
Costa Group Holdings Limited	(3,609)	0
Flight Centre Travel Group Limited	(1,893)	0
Fortescue Metals Group Ltd	1,975	(1,494)
Incitec Pivot Limited	1,133	2,404
Incitec Pivot Limited	1,414	(1,414)
Macquarie Group Limited	658	25,668
Macquarie Group Limited	2,233	1,363
Mantra Group Limited	0	1,628
Medibank Private Limited	1,157	243
National Australia Bank Limited	(3,505)	18,299
National Australia Bank Limited	(1,095)	(32,830)
News Corporation - Class A Non-Voting Common Stock-Cdi	(242)	491
Origin Energy Limited	(6,049)	1,219
Origin Energy Limited	(6,438)	13,335
Origin Energy Limited	(1,058)	0
Perpetual Limited	(431)	431
QBE Insurance Group Limited	1,358	(8,164)
QBE Insurance Group Limited	4,161	2,697
RIO Tinto Limited	(7,016)	58,974
RIO Tinto Limited	26,727	(21,982)
Ramsay Health Care Limited	2,739	(2,943)
Rhinomed Limited	0	603
Ruralco Holdings Limited	1,802	120

Refer to compilation report

MJ & JK Renison Superannuation Fund

Notes to the Financial Statements

For the year ended 30 June 2019

Santos Limited	9,323	37,292
Senex Energy Limited	(1,280)	2,560
South32 Limited	(2,183)	(9,301)
South32 Limited	(2,688)	19,872
TPG Telecom Limited	2,178	(909)
Telstra Corporation Limited	53,193	(69,222)
Telstra Corporation Limited	3,690	(4,598)
The A2 Milk Company Limited	267	0
Treasury Wine Estates Limited	(403)	0
WAM Global Limited	(2,184)	91
WAM Global Limited	(58)	0
Washington H Soul Pattinson & Company Limited	(1,536)	0
Wesfarmers Limited	(7,274)	9,647
Westpac Banking Corporation	(3,906)	3,872
Westpac Banking Corporation	866	(86,766)
Westpac Banking Corporation	(491)	3,451
Westpac Banking Corporation	(6,733)	66,231
Woodside Petroleum Limited	2,275	75,444
Woodside Petroleum Limited	3,030	(36,413)
Woolworths Group Limited	1,792	12,948
WorleyParsons Limited	(1,005)	1,878

91,118

154,031

Shares in Listed Companies (Overseas)

Gilead Sciences Inc	0	4,268
Merck & Co Inc	8,540	(203)
SSgA Active Trust - SPDR Dow Jones Industrial Average ETF	1,473	0
Tesla Motors Inc	0	(4,543)

10,012

(478)

Units in Listed Unit Trusts (Australian)

Apn Convenience Retail Reit	1,674	0
-----------------------------	-------	---

MJ & JK Renison Superannuation Fund

Notes to the Financial Statements

For the year ended 30 June 2019

Betashares U.s. Dollar ETF	334	0
Shopping Centre Australasia Property Group	359	399
Spark Infrastructure Group - Stapled \$0.65 Loan Note And Unit Us Prohibited	1,091	0
Sydney Airport	7,178	40,429
Sydney Airport	(14,624)	14,624
Sydney Airport Group	26,818	(53,935)
	22,831	1,517
Total Unrealised Movement	123,621	154,608
Realised Movements in Market Value		
	2019	2018
	\$	\$
Shares in Listed Companies (Australian)		
AGL Energy Limited	119	0
AMP Limited	0	(4,221)
BHP Billiton Limited	(1,913)	0
BHP Group Limited	(79,644)	0
Beach Energy Limited	12,584	959
Caltex Australia Limited	(596)	0
Carnarvon Petroleum Limited	1,834	0
Cleanaway Waste Management Limited	962	0
Costa Group Holdings Limited	(2,304)	0
Fortescue Metals Group Ltd	(257)	0
Healthscope Limited - Ordinary Fully Paid	124	0
Incitec Pivot Limited	(916)	0
Incitec Pivot Limited	(766)	0
Mantra Group Limited	0	(803)
Northern Star Resources Ltd	286	0
Perpetual Limited	33	0
RIO Tinto Limited	(30,112)	0
RIO Tinto Limited	(13,999)	0

Refer to compilation report

MJ & JK Renison Superannuation Fund

Notes to the Financial Statements

For the year ended 30 June 2019

Reliance Worldwide Corporation Limited - Ordinary Fully Paid Deferred Settlement	(110)	0
Resmed Inc	(274)	0
Rhinomed Limited	0	(613)
Ruralco Holdings Limited	(38)	0
Splitit Payments Ltd	472	0
TNG Limited	(486)	0
Telstra Corporation Limited	(3,758)	0
The A2 Milk Company Limited	649	0
The a2 Milk Company Limited, NZ	0	(69)
Wesfarmers Limited	1,439	0
Woodside Petroleum Limited	0	(1,228)
Woolworths Group Limited	(2,593)	0
	(119,264)	(5,975)
Shares in Listed Companies (Overseas)		
Gilead Sciences Inc	0	(4,058)
Tesla Motors Inc	0	3,008
	0	(1,050)
Total Realised Movement	(119,264)	(7,025)
Changes in Market Values	4,357	147,583
Note 11: Income Tax Expense		
The components of tax expense comprise	2019 \$	2018 \$
Current Tax	(117,792)	(44,062)
Income Tax Expense	(117,792)	(44,062)

The prima facie tax on benefits accrued before income tax is reconciled to the income tax as follows:

Prima facie tax payable on benefits accrued before income tax at 15%	2,240	21,722
Less:		

Refer to compilation report

MJ & JK Renison Superannuation Fund

Notes to the Financial Statements

For the year ended 30 June 2019

Tax effect of:

Increase in MV of Investments	18,543	23,191
Exempt Pension Income	61,677	24,789
Realised Accounting Capital Gains	(17,890)	(1,054)
Accounting Trust Distributions	2,086	1,790
Tax Adjustment – Investment Expenses (I1)	0	0
Other Non-Taxable Income	34	1

Add:

Tax effect of:

SMSF Non-Deductible Expenses	2,947	482
Pension Payments	20,560	19,346
Benefit Payments	20,649	0
Franking Credits	17,592	6,643
Foreign Credits	64	21
TFN Credits	256	31
Credit for Tax Withheld - Foreign resident	1	0
Taxable Trust Distributions	1,150	850
Distributed Foreign Income	192	58
Rounding	(1)	0

Income Tax on Taxable Income or Loss

1,200

436

Less credits:

Franking Credits	117,277	44,289
Foreign Credits	9	3
TFN Credits	1,705	206

Current Tax or Refund

(117,792)

(44,062)

MJ & JK Renison Superannuation Fund

Statement of Taxable Income

For the year ended 30 June 2019

	2019
	\$
Benefits accrued as a result of operations	14,934.00
Less	
Other Non Taxable Income	230.00
Increase in MV of investments	123,621.00
Exempt current pension income	411,178.00
Realised Accounting Capital Gains	(119,264.00)
Accounting Trust Distributions	13,906.00
	<u>429,671.00</u>
Add	
SMSF non deductible expenses	19,644.00
Pension Payments	137,070.00
Franking Credits	117,277.00
Foreign Credits	425.00
TFN Credits - Dividends	540.00
TFN Credits - Interest	1,165.00
Credit for Tax Withheld - Foreign resident withholding	6.00
Taxable Trust Distributions	7,666.00
Distributed Foreign income	1,277.00
Benefits Paid/Transfers Out	137,662.00
	<u>422,732.00</u>
SMSF Annual Return Rounding	3.00
	<u>7,998.00</u>
Taxable Income or Loss	<u>7,998.00</u>
Income Tax on Taxable Income or Loss	1,199.70
Less	
Franking Credits	117,277.30
Foreign Credits	8.97
Credit for Tax Withheld - Foreign resident withholding	0.13
	<u>(116,086.70)</u>
TAX PAYABLE	<u>(116,086.70)</u>
Less	
TFN Credits	1,705.15
	<u>(117,791.85)</u>
CURRENT TAX OR REFUND	<u>(117,791.85)</u>
Supervisory Levy	259.00
	<u>(117,532.85)</u>
AMOUNT DUE OR REFUNDABLE	<u>(117,532.85)</u>

Trustees Declaration

The directors of the trustee company have determined that the fund is not a reporting entity and that the special purpose financial statements should be prepared in accordance with the accounting policies described in Note 1 to the financial statements.

The directors of the trustee company declare that:

- (i) the financial statements and notes to the financial statements for the year ended 30 June 2019 present fairly, in all material respects, the financial position of the superannuation fund at 30 June 2019 and the results of its operations for the year ended on that date in accordance with the accounting policies described in Note 1 to the financial statements;
- (ii) the financial statements and notes to the financial statements have been prepared in accordance with the requirements of the trust deed; and
- (iii) the operation of the superannuation fund has been carried out in accordance with its trust deed and in compliance with the requirements of the Superannuation Industry (Supervision) Act 1993 and associated Regulations during the year ended 30 June 2019.

Signed in accordance with a resolution of the directors of the trustee company by:

.....
Michael Renison
Renison Super Fund Pty Ltd
Director

.....
Jennifer Renison
Renison Super Fund Pty Ltd
Director

Dated this day of

MJ & JK Renison Superannuation Fund

Compilation Report

We have compiled the accompanying special purpose financial statements of the MJ & JK Renison Superannuation Fund which comprise the statement of financial position as at 30/06/2019 the operating statement for the year then ended, a summary of significant accounting policies and other explanatory notes. The specific purpose for which the special purpose financial statements have been prepared is set out in Note 1 to the financial statements.

The Responsibility of the Trustee

The Trustee of MJ & JK Renison Superannuation Fund are solely responsible for the information contained in the special purpose financial statements, the reliability, accuracy and completeness of the information and for the determination that the financial reporting framework used is appropriate to meet their needs and for the purpose that the financial statements were prepared.

Our Responsibility

On the basis of information provided by the Trustee, we have compiled the accompanying special purpose financial statements in accordance with the financial reporting framework as described in Note 1 to the financial statements and APES 315: Compilation of Financial Information.

We have applied our expertise in accounting and financial reporting to compile these financial statements in accordance with the financial reporting framework described in Note 1 to the financial statements. We have complied with the relevant ethical requirements of APES 110: Code of Ethics for Professional Accountants.

Assurance Disclaimer

Since a compilation engagement is not an assurance engagement, we are not required to verify the reliability, accuracy or completeness of the information provided to us by management to compile these financial statements. Accordingly, we do not express an audit opinion or a review conclusion on these financial statements.

The special purpose financial statements were compiled exclusively for the benefit of the directors of the trustee company who are responsible for the reliability, accuracy and completeness of the information used to compile them. We do not accept responsibility for the contents of the special purpose financial statements.

Joseph Hoang

of

ProPlus Super Pty Ltd
PO Box 1839
BROADBEACH QLD 4218

Signed:

Dated:

MJ & JK Renison Superannuation Fund

Investment Summary Report

As at 30 June 2019

Investment	Units	Market Price	Market Value	Average Cost	Accounting Cost	Unrealised Gain/(Loss)	Gain/(Loss)%	Portfolio Weight%
Cash/Bank Accounts								
Cash at Bank - ANZ Business Advantage		31,742.300000	31,742.30	31,742.30	31,742.30			1.01 %
Cash at Bank - ANZ Business Online Saver		13,225.040000	13,225.04	13,225.04	13,225.04			0.42 %
Cash at Bank - Bell Potter Cash Account		2,076.130000	2,076.13	2,076.13	2,076.13			0.07 %
Cash at Bank - Bell Potter Foreign Cash		2,511.940000	2,511.94	2,511.94	2,511.94			0.08 %
Cash at Bank - CBA Business Online Saver		28.720000	28.72	28.72	28.72			0.00 %
Cash at Bank - CBA Business Transaction Account		433.420000	433.42	433.42	433.42			0.01 %
Cash at Bank - CBA Direct Investment Account		58,778.480000	58,778.48	58,778.48	58,778.48			1.86 %
Cash at Bank - Ords Cash Account		8.140000	8.14	8.14	8.14			0.00 %
Cash at Bank - UBank Saver		1,521.800000	1,521.80	1,521.80	1,521.80			0.05 %
Term Deposit - Heritage ***344		205,925.220000	205,925.22	205,925.22	205,925.22			6.53 %
Term Deposit - ME Bank ***834		150,000.000000	150,000.00	150,000.00	150,000.00			4.76 %
Term Deposit - UBank ***917		52,036.510000	52,036.51	52,036.51	52,036.51			1.65 %
			518,287.70		518,287.70		0.00 %	16.44 %
Managed Investments (Australian)								
MGE0006AU Magellan Infrastructure Fund (Unhedged)	11,726.59	1.968600	23,084.96	1.73	20,248.99	2,835.97	14.01 %	0.73 %
PLA0004AU Platinum Asia Fund	10,116.33	2.468700	24,974.18	2.97	30,000.00	(5,025.82)	(16.75) %	0.79 %
PLA0002AU Platinum International Fund	15,021.82	1.921400	28,862.92	2.00	30,000.00	(1,137.08)	(3.79) %	0.92 %
			76,922.06		80,248.99	(3,326.93)	(4.15) %	2.44 %
Shares in Listed Companies (Australian)								
AGL.AX AGL Energy Limited	3,946.00	20.010000	78,959.46	14.69	57,966.83	20,992.63	36.21 %	2.50 %
AGL.AX AGL Energy Limited	1,330.00	20.010000	26,613.30	12.96	17,233.61	9,379.69	54.43 %	0.84 %
AMP.AX AMP Limited	1,000.00	2.120000	2,120.00	6.84	6,842.93	(4,722.93)	(69.02) %	0.07 %
ASX.AX ASX Limited	225.00	82.370000	18,533.25	68.47	15,405.00	3,128.25	20.31 %	0.59 %

MJ & JK Renison Superannuation Fund

Investment Summary Report

As at 30 June 2019

Investment		Units	Market Price	Market Value	Average Cost	Accounting Cost	Unrealised Gain/(Loss)	Gain/(Loss)%	Portfolio Weight%
ANZ.AX	Australia And New Zealand Banking Group Limited	2,440.00	28.210000	68,832.40	21.74	53,051.28	15,781.12	29.75 %	2.18 %
ANZ.AX	Australia And New Zealand Banking Group Limited	1,000.00	28.210000	28,210.00	23.23	23,225.00	4,985.00	21.46 %	0.89 %
ANZ.AX	Australia And New Zealand Banking Group Limited	4,264.00	28.210000	120,287.44	19.37	82,613.72	37,673.72	45.60 %	3.82 %
BPT.AX	Beach Energy Limited	5,000.00	1.985000	9,925.00	0.56	2,775.00	7,150.00	257.66 %	0.31 %
BHP.AX	BHP Billiton Limited	3,573.00	41.160000	147,064.68	5.63	20,120.29	126,944.39	630.93 %	4.66 %
BHP.AX	BHP Group Limited	1,116.00	41.160000	45,934.56	16.78	18,727.18	27,207.38	145.28 %	1.46 %
CVN.AX	Carnarvon Petroleum Limited	20,000.00	0.600000	12,000.00	0.44	8,866.00	3,134.00	35.35 %	0.38 %
CWY.AX	Cleanaway Waste Management Limited	5,000.00	2.330000	11,650.00	2.26	11,283.00	367.00	3.25 %	0.37 %
COL.AX	Coles Group Limited	1,044.00	13.350000	13,937.40	8.91	9,299.34	4,638.06	49.88 %	0.44 %
CBA.AX	Commonwealth Bank Of Australia	1,661.00	82.780000	137,497.58	52.80	87,694.50	49,803.08	56.79 %	4.36 %
CBA.AX	Commonwealth Bank Of Australia	200.00	82.780000	16,556.00	50.63	10,126.00	6,430.00	63.50 %	0.53 %
CGC.AX	Costa Group Holdings Limited	2,850.00	4.040000	11,514.00	5.31	15,123.45	(3,609.45)	(23.87) %	0.37 %
CSL.AX	CSL Limited	105.00	215.000000	22,575.00	195.78	20,556.50	2,018.50	9.82 %	0.72 %
CYB.AX	CYBG Plc	396.00	3.420000	1,354.32	4.02	1,590.93	(236.61)	(14.87) %	0.04 %
CYB.AX	CYBG Plc	1,269.00	3.420000	4,339.98	4.01	5,091.74	(751.76)	(14.76) %	0.14 %
FLT.AX	Flight Centre Travel Group Limited	100.00	41.550000	4,155.00	60.48	6,048.00	(1,893.00)	(31.30) %	0.13 %
MQG.AX	Macquarie Group Limited	571.00	125.390000	71,597.69	80.30	45,849.78	25,747.91	56.16 %	2.27 %
MQG.AX	Macquarie Group Limited	378.00	125.390000	47,397.42	55.75	21,071.99	26,325.43	124.93 %	1.50 %
MPL.AX	Medibank Private Limited	2,029.00	3.490000	7,081.21	2.04	4,149.30	2,931.91	70.66 %	0.22 %
NAB.AX	National Australia Bank Limited	1,587.00	26.720000	42,404.64	23.81	37,783.06	4,621.58	12.23 %	1.34 %
NAB.AX	National Australia Bank Limited	5,079.00	26.720000	135,710.88	23.81	120,916.77	14,794.11	12.23 %	4.30 %
NWSLV.AX	News Corporation - Class A Non-Voting Common Stock-Cdi	156.00	19.250000	3,003.00	58.74	9,164.00	(6,161.00)	(67.23) %	0.10 %
ORG.AX	Origin Energy Limited	1,250.00	7.310000	9,137.50	8.16	10,195.50	(1,058.00)	(10.38) %	0.29 %
ORG.AX	Origin Energy Limited	2,367.00	7.310000	17,302.77	11.37	26,922.91	(9,620.14)	(35.73) %	0.55 %

MJ & JK Renison Superannuation Fund Investment Summary Report

As at 30 June 2019

Investment		Units	Market Price	Market Value	Average Cost	Accounting Cost	Unrealised Gain/(Loss)	Gain/(Loss)%	Portfolio Weight%
ORG.AX	Origin Energy Limited	2,224.00	7.310000	16,257.44	9.48	21,088.19	(4,830.75)	(22.91) %	0.52 %
QBE.AX	QBE Insurance Group Limited	650.00	11.830000	7,689.50	17.38	11,295.81	(3,606.31)	(31.93) %	0.24 %
QBE.AX	QBE Insurance Group Limited	1,991.00	11.830000	23,553.53	8.39	16,695.33	6,858.20	41.08 %	0.75 %
RHC.AX	Ramsay Health Care Limited	150.00	72.240000	10,836.00	62.55	9,382.50	1,453.50	15.49 %	0.34 %
RIO.AX	RIO Tinto Limited	545.00	103.760000	56,549.20	52.80	28,775.01	27,774.19	96.52 %	1.79 %
RIO.AX	RIO Tinto Limited	783.00	103.760000	81,244.08	37.40	29,286.22	51,957.86	177.41 %	2.58 %
RHL.AX	Ruralco Holdings Limited	1,000.00	4.160000	4,160.00	2.83	2,826.50	1,333.50	47.18 %	0.13 %
STO.AX	Santos Limited	11,510.00	7.080000	81,490.80	6.07	69,808.72	11,682.08	16.73 %	2.58 %
SXY.AX	Senex Energy Limited	16,000.00	0.355000	5,680.00	0.65	10,385.00	(4,705.00)	(45.31) %	0.18 %
S32.AX	South32 Limited	7,616.00	3.180000	24,218.88	2.69	20,472.58	3,746.30	18.30 %	0.77 %
S32.AX	South32 Limited	6,250.00	3.180000	19,875.00	0.43	2,690.63	17,184.37	638.67 %	0.63 %
TLS.AX	Telstra Corporation Limited	39,815.00	3.850000	153,287.75	4.31	171,557.27	(18,269.52)	(10.65) %	4.86 %
TLS.AX	Telstra Corporation Limited	3,000.00	3.850000	11,550.00	4.15	12,457.50	(907.50)	(7.28) %	0.37 %
A2M.AX	The A2 Milk Company Limited	500.00	13.850000	6,925.00	13.32	6,658.00	267.00	4.01 %	0.22 %
TPM.AX	TPG Telecom Limited	1,715.00	6.440000	11,044.60	6.09	10,442.98	601.62	5.76 %	0.35 %
TWE.AX	Treasury Wine Estates Limited	500.00	14.920000	7,460.00	15.73	7,863.00	(403.00)	(5.13) %	0.24 %
WGB.AX	WAM Global Limited	5,000.00	1.970000	9,850.00	1.98	9,908.00	(58.00)	(0.59) %	0.31 %
WGB.AX	WAM Global Limited	9,100.00	1.970000	17,927.00	2.20	20,020.00	(2,093.00)	(10.45) %	0.57 %
SOL.AX	Washington H Soul Pattinson & Company Limited	313.00	21.990000	6,882.87	26.90	8,418.73	(1,535.86)	(18.24) %	0.22 %
WES.AX	Wesfarmers Limited	522.00	36.160000	18,875.52	13.00	6,783.91	12,091.61	178.24 %	0.60 %
WBC.AX	Westpac Banking Corporation	3,234.00	28.360000	91,716.24	20.04	64,811.61	26,904.63	41.51 %	2.91 %
WBC.AX	Westpac Banking Corporation	522.00	28.360000	14,803.92	22.69	11,844.02	2,959.90	24.99 %	0.47 %
WBC.AX	Westpac Banking Corporation	7,163.00	28.360000	203,142.68	20.05	143,644.65	59,498.03	41.42 %	6.44 %
WPL.AX	Woodside Petroleum Limited	3,367.00	36.360000	122,424.12	21.44	72,196.24	50,227.88	69.57 %	3.88 %

MJ & JK Renison Superannuation Fund

Investment Summary Report

As at 30 June 2019

Investment	Units	Market Price	Market Value	Average Cost	Accounting Cost	Unrealised Gain/(Loss)	Gain/(Loss)%	Portfolio Weight%	
WPL.AX	Woodside Petroleum Limited	2,528.00	36.360000	91,918.08	5.62	14,199.04	77,719.04	547.35 %	2.92 %
WOW.AX	Woolworths Group Limited	1,825.00	33.230000	60,644.75	25.96	47,379.92	13,264.83	28.00 %	1.92 %
WOR.AX	WorleyParsons Limited	505.00	14.710000	7,428.55	26.27	13,265.80	(5,837.25)	(44.00) %	0.24 %
				2,283,129.99		1,593,850.77	689,279.22	43.25 %	72.41 %
Shares in Listed Companies (Overseas)									
MRK.NYE	Merck & Co Inc	310.00	119.563700	37,064.75	82.89	25,695.96	11,368.79	44.24 %	1.18 %
DIA.NYE	SSgA Active Trust - SPDR Dow Jones Industrial Average ETF	40.00	365.328600	14,613.14	328.51	13,140.55	1,472.59	11.21 %	0.46 %
				51,677.89		38,836.51	12,841.38	33.07 %	1.64 %
Units in Listed Unit Trusts (Australian)									
AQR.AX	Apn Convenience Retail Reit	7,800.00	3.120000	24,336.00	2.91	22,662.00	1,674.00	7.39 %	0.77 %
USD.AX	Betashares U.s. Dollar ETF	750.00	14.070000	10,552.50	13.62	10,218.00	334.50	3.27 %	0.33 %
SCP.AX	Shopping Centre Australasia Property Group	7,998.00	2.390000	19,115.22	1.97	15,720.00	3,395.22	21.60 %	0.61 %
SKI.AX	Spark Infrastructure Group - Stapled \$0.65 Loan Note And Unit Us Prohibited	4,888.00	2.430000	11,877.84	2.21	10,786.60	1,091.24	10.12 %	0.38 %
SYD.AX	Sydney Airport	8,157.00	8.040000	65,582.28	2.20	17,974.77	47,607.51	264.86 %	2.08 %
SYD.AX	Sydney Airport Group	11,373.00	8.040000	91,438.92	4.03	45,817.73	45,621.19	99.57 %	2.90 %
				222,902.76		123,179.10	99,723.66	80.96 %	7.07 %
				3,152,920.40		2,354,403.07	798,517.33	33.92 %	100.00 %

MJ & JK Renison Superannuation Fund

Investment Income Report

As at 30 June 2019

Investment	Total Income	Franked	Unfranked	Interest/ Other	Franking Credits	Foreign Income	Foreign Credits * 1	Assessable Income	TFN Credits	Other Deductions	Distributed Capital Gains	Non-Assessable Payments
								(Excl. Capital Gains) * 2				
Bank Accounts												
Cash at Bank - ANZ Business Online Saver	240.34			240.34	0.00	0.00	0.00	240.34			0.00	0.00
Cash at Bank - Bell Potter Cash Account	41.16			41.16	0.00	0.00	0.00	41.16			0.00	0.00
Cash at Bank - CBA Direct Investment Account	168.19			168.19	0.00	0.00	0.00	168.19			0.00	0.00
Cash at Bank - Macquarie Vision Cash	0.10			0.10	0.00	0.00	0.00	0.10			0.00	0.00
Cash at Bank - Ords Cash Account	0.08			0.08	0.00	0.00	0.00	0.08			0.00	0.00
Cash at Bank - UBank Saver	777.28			777.28	0.00	0.00	0.00	777.28			0.00	0.00
	1,227.15			1,227.15	0.00	0.00	0.00	1,227.15			0.00	0.00
Managed Investments (Australian)												
MGE0006AU Magellan Infrastructure Fund (Unhedged)	1,100.57	6.55	17.94	46.78	4.05	403.22	68.99	547.53	0.00	0.00	626.08	0.00
PLA0004AU Platinum Asia Fund	1,329.14			11.52	0.00	0.00	42.93	42.42		0.00	1,329.65	0.00
PLA0002AU Platinum International Fund	2,363.20	0.44		46.12	0.23	790.54	74.52	911.25		0.00	1,526.70	0.00
	4,792.91	6.99	17.94	104.42	4.28	1,193.76	186.44	1,501.20	0.00	0.00	3,482.43	0.00
Shares in Listed Companies (Australian)												
AGL.AX AGL Energy Limited	4,341.28	3,473.02	868.26		1,488.43			5,829.71		0.00		
AGL.AX AGL Energy Limited	1,569.40	1,255.52	313.88		538.08			2,107.48		0.00		
AMP.AX AMP Limited	140.00	86.00	54.00		36.86			176.86		0.00		
ASX.AX ASX Limited	257.40	257.40	0.00		110.31			367.71		0.00		
ANZ.AX Australia And New Zealand Banking Group Limited	3,544.00	3,544.00	0.00		1,518.86			5,062.86		0.00		
ANZ.AX Australia And New Zealand Banking Group Limited	6,822.40	6,822.40	0.00		2,923.88			9,746.28		0.00		
ANZ.AX Australia And New Zealand Banking Group Limited	1,600.00	1,600.00	0.00		685.72			2,285.72		0.00		
BPT.AX Beach Energy Limited	309.50	309.50	0.00		132.64			442.14		0.00		
BHP.AX BHP Billiton Limited	86,346.65	86,346.65	0.00		37,005.71			123,352.36		0.00		
BHP.AX BHP Group Limited	20,189.91	20,189.91	0.00		8,652.83			28,842.74		0.00		
CWY.AX Cleanaway Waste Management Limited	49.50	49.50	0.00		21.21			70.71		0.00		

MJ & JK Renison Superannuation Fund

Investment Income Report

As at 30 June 2019

Investment		Total Income	Franked	Unfranked	Interest/ Other	Franking Credits	Foreign Income	Foreign Credits * 1	Assessable Income (Excl. Capital Gains) * 2	TFN Credits	Other Deductions	Distributed Capital Gains	Non-Assessable Payments
CBA.AX	Commonwealth Bank Of Australia	7,158.91	7,158.91	0.00		3,068.10			10,227.01		0.00		
CBA.AX	Commonwealth Bank Of Australia	862.00	862.00	0.00		369.43			1,231.43		0.00		
CGC.AX	Costa Group Holdings Limited	152.50	152.50	0.00		65.36			217.86		0.00		
CSL.AX	CSL Limited	126.33	0.00	126.33		0.00			126.33		0.00		
CYB.AX	CYBG Plc	22.05		22.05					22.05		0.00		
CYB.AX	CYBG Plc	70.64	0.00	70.64		0.00			70.64		0.00		
FLT.AX	Flight Centre Travel Group Limited	316.00	316.00	0.00		135.43			451.43		0.00		
FMG.AX	Fortescue Metals Group Ltd	216.00	216.00	0.00		92.57			308.57		0.00		
HSO.AX	Healthscope Limited - Ordinary Fully Paid	73.50	73.50	0.00		31.50			105.00		0.00		
IPL.AX	Incitec Pivot Limited	90.00		90.00					90.00		0.00		
IPL.AX	Incitec Pivot Limited	112.50	0.00	112.50		0.00			112.50		0.00		
MQG.AX	Macquarie Group Limited	2,022.30	910.03	1,112.27		390.01			2,412.31		0.00		
MQG.AX	Macquarie Group Limited	1,551.85	941.33	1,150.52		403.42			2,495.27	540.00	0.00		
MPL.AX	Medibank Private Limited	261.74	261.74	0.00		112.17			373.91		0.00		
NAB.AX	National Australia Bank Limited	10,056.42	10,056.42	0.00		4,309.90			14,366.32		0.00		
NAB.AX	National Australia Bank Limited	3,142.26	3,142.26	0.00		1,346.68			4,488.94		0.00		
NWSLV.AX	News Corporation - Class A Non-Voting Common Stock-Cdi	30.78	0.00	15.43		0.00	15.35	6.58	37.36		0.00		
NST.AX	Northern Star Resources Ltd	45.00	45.00	0.00		19.29			64.29		0.00		
ORG.AX	Origin Energy Limited	236.70	236.70	0.00		101.44			338.14		0.00		
ORG.AX	Origin Energy Limited	222.40	222.40	0.00		95.31			317.71		0.00		
ORG.AX	Origin Energy Limited	125.00	125.00	0.00		53.57			178.57		0.00		
PPT.AX	Perpetual Limited	350.00	350.00	0.00		150.00			500.00		0.00		
QBE.AX	QBE Insurance Group Limited	325.00	152.10	172.90		65.19			390.19		0.00		
QBE.AX	QBE Insurance Group Limited	995.50	465.90	529.60		199.67			1,195.17		0.00		
RHC.AX	Ramsay Health Care Limited	219.75	219.75	0.00		94.18			313.93		0.00		
RWC.AX	Reliance Worldwide	44.00	44.00	0.00		18.86			62.86		0.00		

MJ & JK Renison Superannuation Fund

Investment Income Report

As at 30 June 2019

Investment		Total Income	Franked	Unfranked	Interest/ Other	Franking Credits	Foreign Income	Foreign Credits * 1	Assessable Income (Excl. Capital Gains) * 2	TFN Credits	Other Deductions	Distributed Capital Gains	Non-Assessable Payments
	Corporation Limited - Ordinary Fully Paid Deferred Settlement												
RMD.AX	Resmed Inc	14.59					20.84		20.84		6.25		
RIO.AX	RIO Tinto Limited	36,871.41	36,871.41	0.00		15,802.03			52,673.44		0.00		
RIO.AX	RIO Tinto Limited	16,628.06	16,628.06	0.00		7,126.32			23,754.38		0.00		
RHL.AX	Ruralco Holdings Limited	160.00	160.00	0.00		68.57			228.57		0.00		
STO.AX	Santos Limited	1,540.68	1,540.68	0.00		660.30			2,200.98		0.00		
S32.AX	South32 Limited	1,173.19	1,173.19	0.00		502.80			1,675.99		0.00		
S32.AX	South32 Limited	1,140.40	1,140.40	0.00		488.74			1,629.14		0.00		
TLS.AX	Telstra Corporation Limited	7,688.60	7,688.60	0.00		3,295.12			10,983.72		0.00		
TLS.AX	Telstra Corporation Limited	570.00	570.00	0.00		244.29			814.29		0.00		
TPM.AX	TPG Telecom Limited	68.60	68.60	0.00		29.40			98.00		0.00		
SOL.AX	Washington H Soul Pattinson & Company Limited	75.12	75.12	0.00		32.19			107.31		0.00		
WES.AX	Wesfarmers Limited	3,340.80	3,340.80	0.00		1,431.77			4,772.57		0.00		
WBC.AX	Westpac Banking Corporation	392.92	392.92	0.00		168.39			561.31		0.00		
WBC.AX	Westpac Banking Corporation	8,726.96	8,726.96	0.00		3,740.13			12,467.09		0.00		
WBC.AX	Westpac Banking Corporation	1,472.04	1,472.04	0.00		630.87			2,102.91		0.00		
WBC.AX	Westpac Banking Corporation	20,199.66	20,199.66	0.00		8,657.01			28,856.67		0.00		
WPL.AX	Woodside Petroleum Limited	5,052.50	5,052.50	0.00		2,165.36			7,217.86		0.00		
WPL.AX	Woodside Petroleum Limited	6,729.34	6,729.34	0.00		2,884.01			9,613.35		0.00		
WOW.AX	Woolworths Group Limited	11,921.25	11,921.25	0.00		5,109.11			17,030.36		0.00		
WOR.AX	WorleyParsons Limited	108.13	0.00	108.13		0.00			108.13		0.00		
		277,873.42	273,636.97	4,746.51		117,273.02	36.19	6.58	395,699.27	540.00	6.25		
Shares in Listed Companies (Overseas)													
MRK.NYE	Merck & Co Inc	482.54					482.54	206.80	689.34		0.00		
DIA.NYE	SSgA Active Trust - SPDR Dow Jones Industrial Average ETF	88.47					88.47	37.92	126.39		0.00		
		571.01					571.01	244.72	815.73		0.00		
Term Deposits													

MJ & JK Renison Superannuation Fund

Investment Income Report

As at 30 June 2019

Investment	Total Income	Franked	Unfranked	Interest/ Other	Franking Credits	Foreign Income	Foreign Credits * 1	Assessable Income	TFN Credits	Other Deductions	Distributed Capital Gains	Non- Assessable Payments
								(Excl. Capital Gains) * 2				
Term Deposit - Heritage ***344	5,925.22			7,090.37	0.00	0.00	0.00	7,090.37	1,165.15		0.00	0.00
Term Deposit - ME Bank ***834	2,506.44			2,506.44	0.00	0.00	0.00	2,506.44			0.00	0.00
Term Deposit - UBank ***917	2,036.51			2,036.51	0.00	0.00	0.00	2,036.51			0.00	0.00
Term Deposit - UBank ***920	1,289.93			1,289.93	0.00	0.00	0.00	1,289.93			0.00	0.00
	11,758.10			12,923.25	0.00	0.00	0.00	12,923.25	1,165.15		0.00	0.00
Units in Listed Unit Trusts (Australian)												
AQR.AX	Apn Convenience Retail Reit			1,024.08	247.70	0.00	0.00	247.70		0.00	0.00	776.38
USD.AX	Betashares U.s. Dollar ETF			245.96	162.96	0.00	83.00	245.96		0.00	0.00	0.00
SCP.AX	Shopping Centre Australasia Property Group	0.00	0.00	1,175.71	460.93	0.00	0.00	460.93	0.00	0.00	75.66	639.12
SYD.AX	Sydney Airport		2,218.71	3,058.88	839.28	0.00	0.00	3,057.99		0.00	0.00	0.89
SYD.AX	Sydney Airport		445.28	614.75	169.33	0.00	0.00	614.61		0.00	0.00	0.00
SYD.AX	Sydney Airport Group		2,172.47	2,993.37	820.04	0.00	0.00	2,992.51		0.00	0.00	0.86
		0.00	4,836.46	9,112.75	2,700.24	0.00	83.00	7,619.70	0.00	0.00	75.66	1,417.25
		273,643.96	9,600.91	305,335.34	16,955.06	117,277.30	1,883.96	419,786.30	1,705.15	6.25	3,558.09	1,417.25

Assessable Income (Excl. Capital Gains) **419,786.30**

Net Capital Gain **2,372.12**

Total Assessable Income 422,158.42

* 1 Includes foreign credits from foreign capital gains.

* 2 Assessable Income in the SMSF Annual Return will be different as capital gains and losses from disposals of assets have not been included.

For a breakdown of Distributed Capital Gains and Non-Assessable Payments refer to Distributions Reconciliation Report.

MJ & JK Renison Superannuation Fund

Realised Capital Gains Report

For the period: 1 July 2018 to 30 June 2019

Investment		Accounting Treatment				Tax Treatment						
Purchase Contract Date	Disposal Contract Date	Units	Cost	Proceeds	Accounting Profit/(Loss)	Adjusted Cost Base	Reduced Cost Base	Indexed Cost Base	Indexed Gains	Discounted Gains (Gross)	Other Gains	Capital Loss
Managed Investments (Australian)												
Magellan Infrastructure Fund (Unhedged)		0.00	0.00	0.00	0.00	0.00	0.00	0.00	0.00	626.08	0.00	0.00
		0.00	0.00	0.00	0.00	0.00	0.00	0.00	0.00	626.08	0.00	0.00
Platinum Asia Fund		0.00	0.00	0.00	0.00	0.00	0.00	0.00	0.00	1,329.49	0.16	0.00
		0.00	0.00	0.00	0.00	0.00	0.00	0.00	0.00	1,329.49	0.16	0.00
Platinum International Fund		0.00	0.00	0.00	0.00	0.00	0.00	0.00	0.00	1,526.70	0.00	0.00
		0.00	0.00	0.00	0.00	0.00	0.00	0.00	0.00	1,526.70	0.00	0.00
		0.00	0.00	0.00	0.00	0.00	0.00	0.00	0.00	3,482.27	0.16	0.00
Shares in Listed Companies (Australian)												
AGL Energy Limited												
16/08/2018	23/08/2018	500.00	10,543.00	10,662.00	119.00	10,543.00	10,543.00	0.00	0.00	0.00	119.00	0.00
		500.00	10,543.00	10,662.00	119.00	10,543.00	10,543.00	0.00	0.00	0.00	119.00	0.00
BHP Billiton Limited												
27/01/2017	24/12/2018	150.00	848.86	738.00	(110.86)	848.86	848.86	0.00	0.00	0.00	0.00	(110.86)
13/10/2014	24/12/2018	165.00	932.81	811.80	(121.01)	932.81	932.81	0.00	0.00	0.00	0.00	(121.01)
30/06/2014	24/12/2018	2,362.00	13,302.41	11,621.04	(1,681.37)	13,302.41	13,302.41	0.00	0.00	0.00	0.00	(1,681.37)
		2,677.00	15,084.08	13,170.84	(1,913.24)	15,084.08	15,084.08	0.00	0.00	0.00	0.00	(1,913.24)

MJ & JK Renison Superannuation Fund

Realised Capital Gains Report

For the period: 1 July 2018 to 30 June 2019

Investment		Accounting Treatment				Tax Treatment						
Purchase Contract Date	Disposal Contract Date	Units	Cost	Proceeds	Accounting Profit/(Loss)	Adjusted Cost Base	Reduced Cost Base	Indexed Cost Base	Indexed Gains	Discounted Gains (Gross)	Other Gains	Capital Loss
Shares in Listed Companies (Australian)												
BHP Group Limited												
27/01/2017	24/12/2018	32.00	4,185.50	157.44	(4,028.06)	4,185.50	4,185.50	0.00	0.00	0.00	0.00	(4,028.06)
13/10/2014	24/12/2018	35.00	5,141.92	172.20	(4,969.72)	5,141.92	5,141.92	0.00	0.00	0.00	0.00	(4,969.72)
10/09/2014	24/12/2018	50.00	8,324.77	246.00	(8,078.77)	8,324.77	8,324.77	0.00	0.00	0.00	0.00	(8,078.77)
30/06/2014	24/12/2018	408.00	2,299.86	2,007.36	(292.50)	2,299.86	2,299.86	0.00	0.00	0.00	0.00	(292.50)
01/07/2013	24/12/2018	107.00	62,801.09	526.44	(62,274.65)	62,801.09	62,801.09	0.00	0.00	0.00	0.00	(62,274.65)
		632.00	82,753.14	3,109.44	(79,643.70)	82,753.14	82,753.14	0.00	0.00	0.00	0.00	(79,643.70)
Beach Energy Limited												
09/02/2015	15/03/2019	3,350.00	4,080.46	7,146.89	3,066.43	4,080.46	4,080.46	0.00	0.00	3,066.43	0.00	0.00
01/07/2013	15/03/2019	1,650.00	1,823.40	3,520.11	1,696.71	1,823.40	1,823.40	0.00	0.00	1,696.71	0.00	0.00
01/07/2013	16/04/2019	1,100.00	1,215.60	2,303.37	1,087.77	1,215.60	1,215.60	0.00	0.00	1,087.77	0.00	0.00
01/03/2016	16/04/2019	3,125.00	1,734.38	6,543.66	4,809.28	1,734.38	1,734.38	0.00	0.00	4,809.28	0.00	0.00
01/03/2016	16/04/2019	1,250.00	693.75	2,617.47	1,923.72	693.75	693.75	0.00	0.00	1,923.72	0.00	0.00
		10,475.00	9,547.59	22,131.50	12,583.91	9,547.59	9,547.59	0.00	0.00	12,583.91	0.00	0.00
Caltex Australia Limited												
05/11/2018	13/11/2018	500.00	14,053.00	13,457.00	(596.00)	14,053.00	14,053.00	0.00	0.00	0.00	0.00	(596.00)
		500.00	14,053.00	13,457.00	(596.00)	14,053.00	14,053.00	0.00	0.00	0.00	0.00	(596.00)
Carnarvon Petroleum Limited												
03/09/2014	15/08/2018	10,000.00	2,683.00	4,517.00	1,834.00	2,683.00	2,683.00	0.00	0.00	1,834.00	0.00	0.00
		10,000.00	2,683.00	4,517.00	1,834.00	2,683.00	2,683.00	0.00	0.00	1,834.00	0.00	0.00

MJ & JK Renison Superannuation Fund

Realised Capital Gains Report

For the period: 1 July 2018 to 30 June 2019

Investment		Accounting Treatment				Tax Treatment						
Purchase Contract Date	Disposal Contract Date	Units	Cost	Proceeds	Accounting Profit/(Loss)	Adjusted Cost Base	Reduced Cost Base	Indexed Cost Base	Indexed Gains	Discounted Gains (Gross)	Other Gains	Capital Loss
Shares in Listed Companies (Australian)												
Cleanaway Waste Management Limited												
05/02/2019	21/03/2019	3,000.00	5,365.50	6,327.00	961.50	5,365.50	5,365.50	0.00	0.00	0.00	961.50	0.00
		3,000.00	5,365.50	6,327.00	961.50	5,365.50	5,365.50	0.00	0.00	0.00	961.50	0.00
Costa Group Holdings Limited												
28/12/2018	21/03/2019	850.00	6,195.50	4,311.70	(1,883.80)	6,195.50	6,195.50	0.00	0.00	0.00	0.00	(1,883.80)
05/11/2018	21/03/2019	350.00	2,195.55	1,775.40	(420.15)	2,195.55	2,195.55	0.00	0.00	0.00	0.00	(420.15)
		1,200.00	8,391.05	6,087.10	(2,303.95)	8,391.05	8,391.05	0.00	0.00	0.00	0.00	(2,303.95)
Fortescue Metals Group Ltd												
01/07/2013	04/09/2018	800.00	4,389.78	3,063.00	(1,326.78)	4,389.78	4,389.78	0.00	0.00	0.00	0.00	(1,326.78)
01/07/2013	20/02/2019	1,000.00	5,487.22	6,557.00	1,069.78	5,487.22	5,487.22	0.00	0.00	1,069.78	0.00	0.00
		1,800.00	9,877.00	9,620.00	(257.00)	9,877.00	9,877.00	0.00	0.00	1,069.78	0.00	(1,326.78)
Healthscope Limited - Ordinary Fully Paid												
23/01/2019	06/06/2019	2,100.00	5,052.00	5,176.50	124.50	5,052.00	5,052.00	0.00	0.00	0.00	124.50	0.00
		2,100.00	5,052.00	5,176.50	124.50	5,052.00	5,052.00	0.00	0.00	0.00	124.50	0.00
Incitec Pivot Limited												
01/07/2013	24/08/2018	1,111.00	4,661.78	4,153.47	(508.30)	4,661.78	4,661.78	0.00	0.00	0.00	0.00	(508.30)
01/07/2013	24/08/2018	889.00	3,731.22	3,323.53	(407.70)	3,731.22	3,731.22	0.00	0.00	0.00	0.00	(407.70)
		2,000.00	8,393.00	7,477.00	(916.00)	8,393.00	8,393.00	0.00	0.00	0.00	0.00	(916.00)
Incitec Pivot Limited												

MJ & JK Renison Superannuation Fund

Realised Capital Gains Report

For the period: 1 July 2018 to 30 June 2019

Investment		Accounting Treatment				Tax Treatment						
Purchase Contract Date	Disposal Contract Date	Units	Cost	Proceeds	Accounting Profit/(Loss)	Adjusted Cost Base	Reduced Cost Base	Indexed Cost Base	Indexed Gains	Discounted Gains (Gross)	Other Gains	Capital Loss
Shares in Listed Companies (Australian)												
01/07/2013	07/09/2018	1,389.00	5,827.22	5,402.38	(424.85)	5,827.22	5,827.22	0.00	0.00	0.00	0.00	(424.85)
01/07/2013	07/09/2018	1,111.00	4,661.78	4,321.12	(340.65)	4,661.78	4,661.78	0.00	0.00	0.00	0.00	(340.65)
		2,500.00	10,489.00	9,723.50	(765.50)	10,489.00	10,489.00	0.00	0.00	0.00	0.00	(765.50)
Northern Star Resources Ltd												
29/01/2019	25/03/2019	750.00	6,250.50	6,537.00	286.50	6,250.50	6,250.50	0.00	0.00	0.00	286.50	0.00
		750.00	6,250.50	6,537.00	286.50	6,250.50	6,250.50	0.00	0.00	0.00	286.50	0.00
Perpetual Limited												
13/06/2018	17/09/2018	250.00	9,969.35	10,152.00	182.65	9,969.35	9,969.35	0.00	0.00	0.00	182.65	0.00
17/10/2018	17/10/2018	135.00	5,171.10	5,021.40	(149.70)	5,171.10	5,171.10	0.00	0.00	0.00	0.00	(149.70)
		385.00	15,140.45	15,173.40	32.95	15,140.45	15,140.45	0.00	0.00	0.00	182.65	(149.70)
RIO Tinto Limited												
10/04/2017	19/11/2018	25.00	2,880.03	236.00	(2,644.03)	2,880.03	2,880.03	0.00	0.00	0.00	0.00	(2,644.03)
30/06/2014	19/11/2018	40.00	1,500.87	377.60	(1,123.27)	1,500.87	1,500.87	0.00	0.00	0.00	0.00	(1,123.27)
01/07/2013	19/11/2018	142.00	27,685.67	1,340.48	(26,345.19)	27,685.67	27,685.67	0.00	0.00	0.00	0.00	(26,345.19)
		207.00	32,066.57	1,954.08	(30,112.49)	32,066.57	32,066.57	0.00	0.00	0.00	0.00	(30,112.49)
RIO Tinto Limited												
10/04/2017	19/11/2018	57.00	2,145.95	538.08	(1,607.87)	2,145.95	2,145.95	0.00	0.00	0.00	0.00	(1,607.87)
30/06/2014	19/11/2018	114.00	4,263.89	1,076.16	(3,187.73)	4,263.89	4,263.89	0.00	0.00	0.00	0.00	(3,187.73)
01/07/2013	19/11/2018	328.00	12,299.96	3,096.32	(9,203.64)	12,299.96	12,299.96	0.00	0.00	0.00	0.00	(9,203.64)
		499.00	18,709.80	4,710.56	(13,999.24)	18,709.80	18,709.80	0.00	0.00	0.00	0.00	(13,999.24)

MJ & JK Renison Superannuation Fund

Realised Capital Gains Report

For the period: 1 July 2018 to 30 June 2019

Investment		Accounting Treatment				Tax Treatment						
Purchase Contract Date	Disposal Contract Date	Units	Cost	Proceeds	Accounting Profit/(Loss)	Adjusted Cost Base	Reduced Cost Base	Indexed Cost Base	Indexed Gains	Discounted Gains (Gross)	Other Gains	Capital Loss
Shares in Listed Companies (Australian)												
Reliance Worldwide Corporation Limited - Ordinary Fully Paid Deferred Settlement												
05/02/2019	18/03/2019	1,100.00	5,236.00	5,126.00	(110.00)	5,236.00	5,236.00	0.00	0.00	0.00	0.00	(110.00)
		1,100.00	5,236.00	5,126.00	(110.00)	5,236.00	5,236.00	0.00	0.00	0.00	0.00	(110.00)
Resmed Inc												
25/01/2019	27/02/2019	400.00	5,841.00	5,567.00	(274.00)	5,841.00	5,841.00	0.00	0.00	0.00	0.00	(274.00)
		400.00	5,841.00	5,567.00	(274.00)	5,841.00	5,841.00	0.00	0.00	0.00	0.00	(274.00)
Ruralco Holdings Limited												
23/08/2018	20/11/2018	1,000.00	2,826.50	3,163.50	337.00	2,826.50	2,826.50	0.00	0.00	0.00	337.00	0.00
01/07/2013	20/11/2018	1,000.00	3,538.00	3,163.50	(374.50)	3,538.00	3,538.00	0.00	0.00	0.00	0.00	(374.50)
		2,000.00	6,364.50	6,327.00	(37.50)	6,364.50	6,364.50	0.00	0.00	0.00	337.00	(374.50)
Splitit Payments Ltd												
20/02/2019	09/05/2019	2,500.00	2,008.00	2,479.50	471.50	2,008.00	2,008.00	0.00	0.00	0.00	471.50	0.00
		2,500.00	2,008.00	2,479.50	471.50	2,008.00	2,008.00	0.00	0.00	0.00	471.50	0.00
TNG Limited												
02/10/2018	08/04/2019	10,000.00	1,283.00	797.00	(486.00)	1,283.00	1,283.00	0.00	0.00	0.00	0.00	(486.00)
		10,000.00	1,283.00	797.00	(486.00)	1,283.00	1,283.00	0.00	0.00	0.00	0.00	(486.00)
Telstra Corporation Limited												
13/05/2015	18/10/2018	1,125.00	7,167.63	3,409.50	(3,758.13)	7,167.63	7,167.63	0.00	0.00	0.00	0.00	(3,758.13)

MJ & JK Renison Superannuation Fund

Realised Capital Gains Report

For the period: 1 July 2018 to 30 June 2019

Investment		Accounting Treatment				Tax Treatment						
Purchase Contract Date	Disposal Contract Date	Units	Cost	Proceeds	Accounting Profit/(Loss)	Adjusted Cost Base	Reduced Cost Base	Indexed Cost Base	Indexed Gains	Discounted Gains (Gross)	Other Gains	Capital Loss
Shares in Listed Companies (Australian)												
		1,125.00	7,167.63	3,409.50	(3,758.13)	7,167.63	7,167.63	0.00	0.00	0.00	0.00	(3,758.13)
The A2 Milk Company Limited												
07/02/2019	18/03/2019	500.00	6,068.00	6,717.00	649.00	6,068.00	6,068.00	0.00	0.00	0.00	649.00	0.00
		500.00	6,068.00	6,717.00	649.00	6,068.00	6,068.00	0.00	0.00	0.00	649.00	0.00
Wesfarmers Limited												
30/06/2014	26/03/2019	522.00	16,083.25	17,521.86	1,438.61	16,083.25	16,083.25	0.00	0.00	1,438.61	0.00	0.00
		522.00	16,083.25	17,521.86	1,438.61	16,083.25	16,083.25	0.00	0.00	1,438.61	0.00	0.00
Woolworths Group Limited												
10/03/2015	23/05/2019	100.00	2,975.00	3,374.29	399.29	2,975.00	2,975.00	0.00	0.00	399.29	0.00	0.00
01/07/2013	23/05/2019	600.00	15,576.96	20,245.71	4,668.75	15,576.96	15,576.96	0.00	0.00	4,668.75	0.00	0.00
01/11/2018	30/05/2019	300.00	8,526.00	2,250.00	(6,276.00)	8,526.00	8,526.00	0.00	0.00	0.00	0.00	(6,276.00)
01/07/2013	30/05/2019	75.00	1,947.12	562.50	(1,384.62)	1,947.12	1,947.12	0.00	0.00	0.00	0.00	(1,384.62)
		1,075.00	29,025.08	26,432.50	(2,592.58)	29,025.08	29,025.08	0.00	0.00	5,068.04	0.00	(7,660.62)
		58,447.00	333,475.14	214,211.28	(119,263.86)	333,475.14	333,475.14	0.00	0.00	21,994.34	3,131.65	(144,389.85)
Units in Listed Unit Trusts (Australian)												
Shopping Centre Australasia Property Group												
		0.00	0.00	0.00	0.00	0.00	0.00	0.00	0.00	75.66	0.00	0.00
		0.00	0.00	0.00	0.00	0.00	0.00	0.00	0.00	75.66	0.00	0.00
		0.00	0.00	0.00	0.00	0.00	0.00	0.00	0.00	75.66	0.00	0.00

58,447.00	333,475.14	214,211.28	(119,263.86)	333,475.14	333,475.14	0.00	0.00	25,552.27	3,131.81	(144,389.85)
-----------	------------	------------	--------------	------------	------------	------	------	-----------	----------	--------------

Members Statement

Michael John Renison
 111 George St West
 Burleigh Heads, Queensland, 4220, Australia

Your Details

Date of Birth : 22/03/1949
 Age: 70
 Tax File Number: Provided
 Date Joined Fund: 16/06/1996
 Service Period Start Date: 16/06/1996
 Date Left Fund:
 Member Code: RENMIC00002P
 Account Start Date 01/07/2013
 Account Phase: Retirement Phase
 Account Description: ABP1

Nominated Beneficiaries N/A
 Vested Benefits 972,048
 Total Death Benefit 972,048
 Current Salary 0
 Previous Salary 0
 Disability Benefit 0

Your Balance

Total Benefits 972,048

Preservation Components

Preserved

Unrestricted Non Preserved 972,048

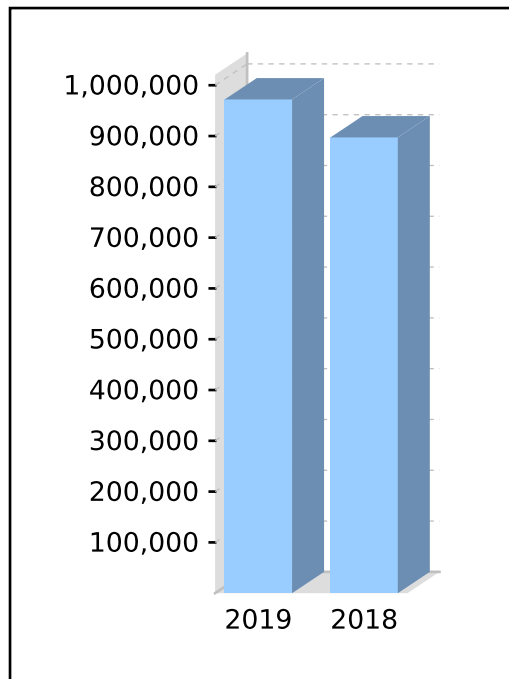
Restricted Non Preserved

Tax Components

Tax Free (0.00%)

Taxable 972,048

Investment Earnings Rate 13%



Your Detailed Account Summary

	This Year	Last Year
Opening balance at 01/07/2018	897,307	847,873
<u>Increases to Member account during the period</u>		
Employer Contributions		
Personal Contributions (Concessional)		
Personal Contributions (Non Concessional)		
Government Co-Contributions		
Other Contributions		
Proceeds of Insurance Policies		
Transfers In		
Net Earnings	119,611	91,824
Internal Transfer In		
<u>Decreases to Member account during the period</u>		
Pensions Paid	44,870	42,390
Contributions Tax		
Income Tax		
No TFN Excess Contributions Tax		
Excess Contributions Tax		
Refund Excess Contributions		
Division 293 Tax		
Insurance Policy Premiums Paid		
Management Fees		
Member Expenses		
Benefits Paid/Transfers Out		
Superannuation Surcharge Tax		
Internal Transfer Out		
Closing balance at 30/06/2019	972,048	897,307

Members Statement

Trustee's Disclaimer

This statement has been prepared by the Trustee for the member whose name appears at the top of this statement. Every effort has been made by the Trustee to ensure the accuracy and completeness of this Statement. The Trustee does not accept any liability for any error, omission or misprint. All amounts shown in relation to benefits do not take into account any amounts which may be withheld to satisfy the requirements imposed by the Income Tax Assessment Act 1936.

Signed by all the trustees of the fund

Michael John Renison
Director

Jennifer Knight Renison
Director

Members Statement

Michael John Renison
 111 George St West
 Burleigh Heads, Queensland, 4220, Australia

Your Details

Date of Birth : 22/03/1949
 Age: 70
 Tax File Number: Provided
 Date Joined Fund: 16/06/1996
 Service Period Start Date: 16/06/1996
 Date Left Fund:
 Member Code: RENMIC00003P
 Account Start Date 01/07/2013
 Account Phase: Retirement Phase
 Account Description: ABP2

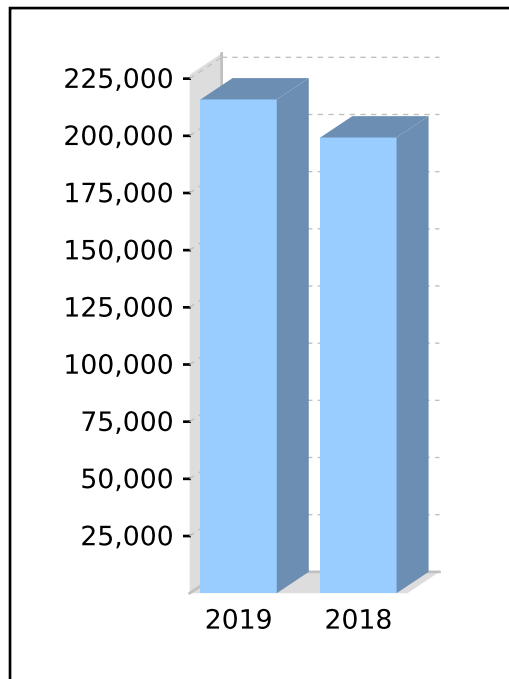
Nominated Beneficiaries N/A
 Vested Benefits 215,910
 Total Death Benefit 215,910
 Current Salary 0
 Previous Salary 0
 Disability Benefit 0

Your Balance

Total Benefits 215,910

Preservation Components
 Preserved
 Unrestricted Non Preserved 215,910
 Restricted Non Preserved

Tax Components
 Tax Free (91.47%) 197,499
 Taxable 18,411
 Investment Earnings Rate 13%



Your Detailed Account Summary

	This Year	Last Year
Opening balance at 01/07/2018	199,267	188,275
<u>Increases to Member account during the period</u>		
Employer Contributions		
Personal Contributions (Concessional)		
Personal Contributions (Non Concessional)		
Government Co-Contributions		
Other Contributions		
Proceeds of Insurance Policies		
Transfers In		
Net Earnings	26,603	20,402
Internal Transfer In		
<u>Decreases to Member account during the period</u>		
Pensions Paid	9,960	9,410
Contributions Tax		
Income Tax		
No TFN Excess Contributions Tax		
Excess Contributions Tax		
Refund Excess Contributions		
Division 293 Tax		
Insurance Policy Premiums Paid		
Management Fees		
Member Expenses		
Benefits Paid/Transfers Out		
Superannuation Surcharge Tax		
Internal Transfer Out		
Closing balance at 30/06/2019	215,910	199,267

Members Statement

Trustee's Disclaimer

This statement has been prepared by the Trustee for the member whose name appears at the top of this statement. Every effort has been made by the Trustee to ensure the accuracy and completeness of this Statement. The Trustee does not accept any liability for any error, omission or misprint. All amounts shown in relation to benefits do not take into account any amounts which may be withheld to satisfy the requirements imposed by the Income Tax Assessment Act 1936.

Signed by all the trustees of the fund

Michael John Renison
Director

Jennifer Knight Renison
Director

Members Statement

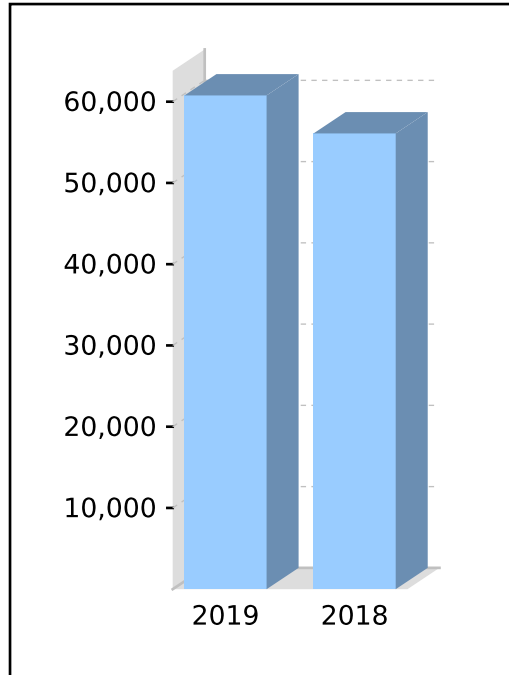
Michael John Renison
 111 George St West
 Burleigh Heads, Queensland, 4220, Australia

Your Details

Date of Birth :	22/03/1949	Nominated Beneficiaries	N/A
Age:	70	Vested Benefits	60,772
Tax File Number:	Provided	Total Death Benefit	60,772
Date Joined Fund:	16/06/1996	Current Salary	0
Service Period Start Date:	16/06/1996	Previous Salary	0
Date Left Fund:		Disability Benefit	0
Member Code:	RENMIC00004P		
Account Start Date	01/07/2013		
Account Phase:	Retirement Phase		
Account Description:	ABP3		

Your Balance

Total Benefits	60,772
<u>Preservation Components</u>	
Preserved	
Unrestricted Non Preserved	60,772
Restricted Non Preserved	
<u>Tax Components</u>	
Tax Free (84.23%)	51,190
Taxable	9,581
Investment Earnings Rate	13%



Your Detailed Account Summary

	This Year	Last Year
Opening balance at 01/07/2018	56,093	53,014
<u>Increases to Member account during the period</u>		
Employer Contributions		
Personal Contributions (Concessional)		
Personal Contributions (Non Concessional)		
Government Co-Contributions		
Other Contributions		
Proceeds of Insurance Policies		
Transfers In		
Net Earnings	7,479	5,729
Internal Transfer In		
<u>Decreases to Member account during the period</u>		
Pensions Paid	2,800	2,650
Contributions Tax		
Income Tax		
No TFN Excess Contributions Tax		
Excess Contributions Tax		
Refund Excess Contributions		
Division 293 Tax		
Insurance Policy Premiums Paid		
Management Fees		
Member Expenses		
Benefits Paid/Transfers Out		
Superannuation Surcharge Tax		
Internal Transfer Out		
Closing balance at 30/06/2019	60,772	56,093

Members Statement

Trustee's Disclaimer

This statement has been prepared by the Trustee for the member whose name appears at the top of this statement. Every effort has been made by the Trustee to ensure the accuracy and completeness of this Statement. The Trustee does not accept any liability for any error, omission or misprint. All amounts shown in relation to benefits do not take into account any amounts which may be withheld to satisfy the requirements imposed by the Income Tax Assessment Act 1936.

Signed by all the trustees of the fund

Michael John Renison
Director

Jennifer Knight Renison
Director

Members Statement

Michael John Renison
 111 George St West
 Burleigh Heads, Queensland, 4220, Australia

Your Details

Date of Birth : 22/03/1949
 Age: 70
 Tax File Number: Provided
 Date Joined Fund: 16/06/1996
 Service Period Start Date: 16/06/1996
 Date Left Fund:
 Member Code: RENMIC00005P
 Account Start Date 01/07/2017
 Account Phase: Retirement Phase
 Account Description: ABP4

Nominated Beneficiaries Jennifer Knight Renison
 Vested Benefits 241,616
 Total Death Benefit 241,616
 Current Salary 0
 Previous Salary 0
 Disability Benefit 0

Your Balance

Total Benefits 241,616

Preservation Components

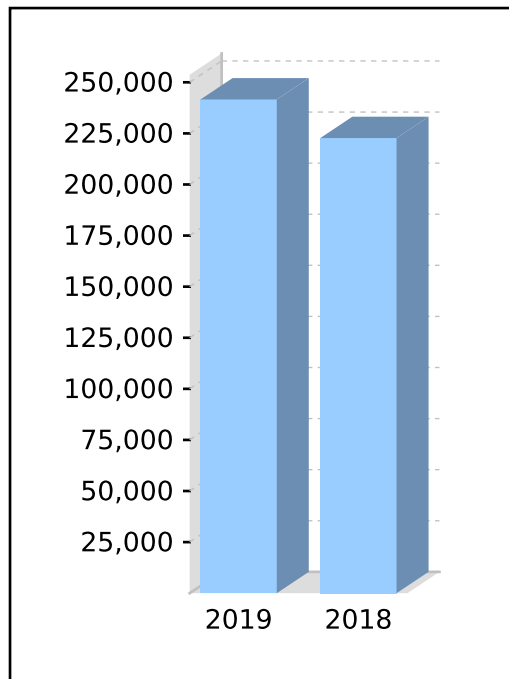
Preserved

Unrestricted Non Preserved 241,616
 Restricted Non Preserved

Tax Components

Tax Free (85.53%) 206,655
 Taxable 34,961

Investment Earnings Rate 13%



Your Detailed Account Summary

	This Year	Last Year
Opening balance at 01/07/2018	222,721	
<u>Increases to Member account during the period</u>		
Employer Contributions		
Personal Contributions (Concessional)		
Personal Contributions (Non Concessional)		
Government Co-Contributions		
Other Contributions		
Proceeds of Insurance Policies		
Transfers In		
Net Earnings	30,035	22,789
Internal Transfer In		210,452
<u>Decreases to Member account during the period</u>		
Pensions Paid	11,140	10,520
Contributions Tax		
Income Tax		
No TFN Excess Contributions Tax		
Excess Contributions Tax		
Refund Excess Contributions		
Division 293 Tax		
Insurance Policy Premiums Paid		
Management Fees		
Member Expenses		
Benefits Paid/Transfers Out		
Superannuation Surcharge Tax		
Internal Transfer Out		
Closing balance at 30/06/2019	241,616	222,721

Members Statement

Trustee's Disclaimer

This statement has been prepared by the Trustee for the member whose name appears at the top of this statement. Every effort has been made by the Trustee to ensure the accuracy and completeness of this Statement. The Trustee does not accept any liability for any error, omission or misprint. All amounts shown in relation to benefits do not take into account any amounts which may be withheld to satisfy the requirements imposed by the Income Tax Assessment Act 1936.

Signed by all the trustees of the fund

Michael John Renison
Director

Jennifer Knight Renison
Director

Members Statement

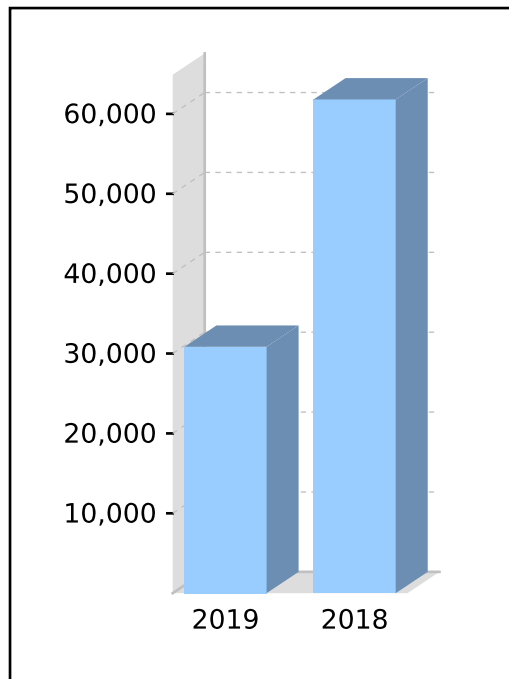
Jennifer Knight Renison
 111 George St West
 Burleigh Heads, Queensland, 4220, Australia

Your Details

Date of Birth :	02/09/1957	Nominated Beneficiaries	N/A
Age:	61	Vested Benefits	30,842
Tax File Number:	Provided	Total Death Benefit	30,842
Date Joined Fund:	16/06/1996	Current Salary	0
Service Period Start Date:	16/06/1996	Previous Salary	0
Date Left Fund:		Disability Benefit	0
Member Code:	RENJEN00001A		
Account Start Date	16/06/1996		
Account Phase:	Accumulation Phase		
Account Description:	Accumulation		

Your Balance

Total Benefits	30,842
<u>Preservation Components</u>	
Preserved	9,007
Unrestricted Non Preserved	21,835
Restricted Non Preserved	
<u>Tax Components</u>	
Tax Free	8,136
Taxable	22,706
Investment Earnings Rate	11%



Your Detailed Account Summary

	This Year	Last Year
Opening balance at 01/07/2018	61,808	332,963
<u>Increases to Member account during the period</u>		
Employer Contributions		
Personal Contributions (Concessional)		
Personal Contributions (Non Concessional)		
Government Co-Contributions		
Other Contributions		
Proceeds of Insurance Policies		
Transfers In		
Net Earnings	7,896	6,082
Internal Transfer In	100,000	
<u>Decreases to Member account during the period</u>		
Pensions Paid		
Contributions Tax		
Income Tax	1,200	436
No TFN Excess Contributions Tax		
Excess Contributions Tax		
Refund Excess Contributions		
Division 293 Tax		
Insurance Policy Premiums Paid		
Management Fees		
Member Expenses		
Benefits Paid/Transfers Out	137,662	
Superannuation Surcharge Tax		
Internal Transfer Out		276,802
Closing balance at 30/06/2019	30,842	61,807

Members Statement

Trustee's Disclaimer

This statement has been prepared by the Trustee for the member whose name appears at the top of this statement. Every effort has been made by the Trustee to ensure the accuracy and completeness of this Statement. The Trustee does not accept any liability for any error, omission or misprint. All amounts shown in relation to benefits do not take into account any amounts which may be withheld to satisfy the requirements imposed by the Income Tax Assessment Act 1936.

Signed by all the trustees of the fund

Michael John Renison
Director

Jennifer Knight Renison
Director

Members Statement

Jennifer Knight Renison
 111 George St West
 Burleigh Heads, Queensland, 4220, Australia

Your Details

Date of Birth : 02/09/1957
 Age: 61
 Tax File Number: Provided
 Date Joined Fund: 16/06/1996
 Service Period Start Date: 16/06/1996
 Date Left Fund:
 Member Code: RENJEN00002P
 Account Start Date 01/07/2013
 Account Phase: Retirement Phase
 Account Description: ABP1

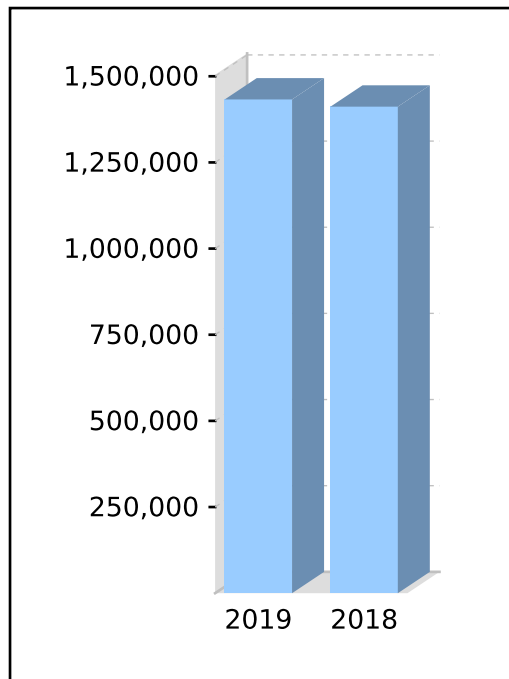
Nominated Beneficiaries N/A
 Vested Benefits 1,432,773
 Total Death Benefit 1,432,773
 Current Salary 0
 Previous Salary 0
 Disability Benefit 0

Your Balance

Total Benefits 1,432,773

Preservation Components
 Preserved
 Unrestricted Non Preserved 1,432,773
 Restricted Non Preserved

Tax Components
 Tax Free (0.31%) 4,486
 Taxable 1,428,287
 Investment Earnings Rate 13%



Your Detailed Account Summary

	This Year	Last Year
Opening balance at 01/07/2018	1,411,808	1,323,198
<u>Increases to Member account during the period</u>		
Employer Contributions		
Personal Contributions (Concessional)		
Personal Contributions (Non Concessional)		
Government Co-Contributions		
Other Contributions		
Proceeds of Insurance Policies		
Transfers In		
Net Earnings	177,435	141,540
Internal Transfer In		
<u>Decreases to Member account during the period</u>		
Pensions Paid	56,470	52,930
Contributions Tax		
Income Tax		
No TFN Excess Contributions Tax		
Excess Contributions Tax		
Refund Excess Contributions		
Division 293 Tax		
Insurance Policy Premiums Paid		
Management Fees		
Member Expenses		
Benefits Paid/Transfers Out		
Superannuation Surcharge Tax		
Internal Transfer Out	100,000	
Closing balance at 30/06/2019	1,432,773	1,411,808

Members Statement

Trustee's Disclaimer

This statement has been prepared by the Trustee for the member whose name appears at the top of this statement. Every effort has been made by the Trustee to ensure the accuracy and completeness of this Statement. The Trustee does not accept any liability for any error, omission or misprint. All amounts shown in relation to benefits do not take into account any amounts which may be withheld to satisfy the requirements imposed by the Income Tax Assessment Act 1936.

Signed by all the trustees of the fund

Michael John Renison
Director

Jennifer Knight Renison
Director

Members Statement

Jennifer Knight Renison
 111 George St West
 Burleigh Heads, Queensland, 4220, Australia

Your Details

Date of Birth : 02/09/1957
 Age: 61
 Tax File Number: Provided
 Date Joined Fund: 16/06/1996
 Service Period Start Date: 16/06/1996
 Date Left Fund:
 Member Code: RENJEN00003P
 Account Start Date 01/07/2017
 Account Phase: Retirement Phase
 Account Description: ABP2

Nominated Beneficiaries Michael John Renison
 Vested Benefits 323,418
 Total Death Benefit 323,418
 Current Salary 0
 Previous Salary 0
 Disability Benefit 0

Your Balance

Total Benefits 323,418

Preservation Components

Preserved

Unrestricted Non Preserved 323,418

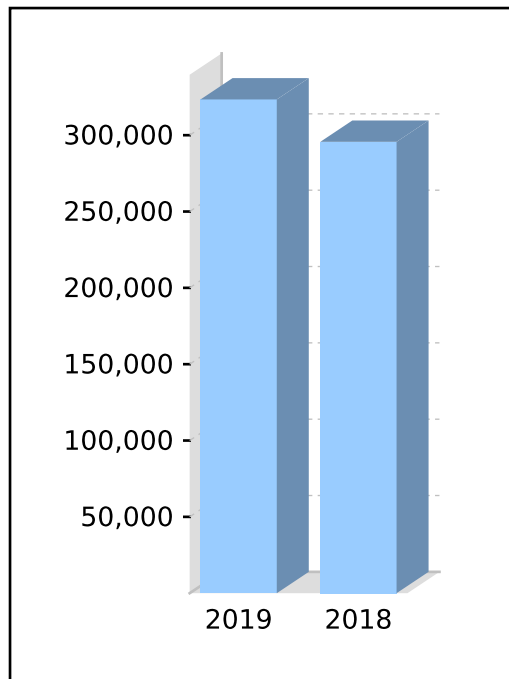
Restricted Non Preserved

Tax Components

Tax Free (90.12%) 291,464

Taxable 31,954

Investment Earnings Rate 13%



Your Detailed Account Summary

	This Year	Last Year
Opening balance at 01/07/2018	295,650	
<u>Increases to Member account during the period</u>		
Employer Contributions		
Personal Contributions (Concessional)		
Personal Contributions (Non Concessional)		
Government Co-Contributions		
Other Contributions		
Proceeds of Insurance Policies		
Transfers In		
Net Earnings	39,598	29,918
Internal Transfer In		276,802
<u>Decreases to Member account during the period</u>		
Pensions Paid	11,830	11,070
Contributions Tax		
Income Tax		
No TFN Excess Contributions Tax		
Excess Contributions Tax		
Refund Excess Contributions		
Division 293 Tax		
Insurance Policy Premiums Paid		
Management Fees		
Member Expenses		
Benefits Paid/Transfers Out		
Superannuation Surcharge Tax		
Internal Transfer Out		
Closing balance at 30/06/2019	323,418	295,650

Members Statement

Trustee's Disclaimer

This statement has been prepared by the Trustee for the member whose name appears at the top of this statement. Every effort has been made by the Trustee to ensure the accuracy and completeness of this Statement. The Trustee does not accept any liability for any error, omission or misprint. All amounts shown in relation to benefits do not take into account any amounts which may be withheld to satisfy the requirements imposed by the Income Tax Assessment Act 1936.

Signed by all the trustees of the fund

Michael John Renison
Director

Jennifer Knight Renison
Director

Self-managed superannuation fund annual return **2019**

Who should complete this annual return?

Only self-managed superannuation funds (SMSFs) can complete this annual return. All other funds must complete the *Fund income tax return 2019* (NAT 71287).

- ❗ The *Self-managed superannuation fund annual return instructions 2019* (NAT 71606) (the instructions) can assist you to complete this annual return.
- ⊖ The SMSF annual return cannot be used to notify us of a change in fund membership. You must update fund details via ABR.gov.au or complete the Change of details for superannuation entities form (NAT 3036).

To complete this annual return

- Print clearly, using a BLACK pen only.
- Use BLOCK LETTERS and print one character per box.

S	M	I	T	H		S	T				
---	---	---	---	---	--	---	---	--	--	--	--
- Place in ALL applicable boxes.

- Postal address for annual returns:

Australian Taxation Office
GPO Box 9845
[insert the name and postcode
of your capital city]

For example;

Australian Taxation Office
GPO Box 9845
SYDNEY NSW 2001

Section A: Fund information

1 Tax file number (TFN)

- ❗ The ATO is authorised by law to request your TFN. You are not obliged to quote your TFN but not quoting it could increase the chance of delay or error in processing your annual return. See the Privacy note in the Declaration.

➤ To assist processing, write the fund's TFN at the top of pages 3, 5, 7 and 9.

2 Name of self-managed superannuation fund (SMSF)

3 Australian business number (ABN) (if applicable)

4 Current postal address

Suburb/town

State/territory

Postcode

5 Annual return status

- | | | |
|--|-------------|-----|
| Is this an amendment to the SMSF's 2019 return? | A No | Yes |
| Is this the first required return for a newly registered SMSF? | B No | Yes |

6 SMSF auditor

Auditor's name

Title: Mr Mrs Miss Ms Other

Family name

First given name

Other given names

SMSF Auditor Number

Auditor's phone number

Postal address

Suburb/town

State/territory

Postcode

Date audit was completed **A** Day / Month / YearWas Part A of the audit report qualified? **B** No YesWas Part B of the audit report qualified? **C** No YesIf the audit report was qualified, have the reported issues been rectified? **D** No Yes**7 Electronic funds transfer (EFT)**

We need your self-managed super fund's financial institution details to pay any super payments and tax refunds owing to you.

A Fund's financial institution account details

This account is used for super contributions and rollovers. Do not provide a tax agent account here.

Fund BSB number

Fund account number

Fund account name

I would like my tax refunds made to this account. **Go to C.****B Financial institution account details for tax refunds**

This account is used for tax refunds. You can provide a tax agent account here.

BSB number

Account number

Account name

C Electronic service address alias

Provide the electronic service address alias (ESA) issued by your SMSF messaging provider. (For example, SMSFdataESAAlias). See instructions for more information.

8 Status of SMSF Australian superannuation fund **A** No Yes Fund benefit structure **B** Code
 Does the fund trust deed allow acceptance of the Government's Super Co-contribution and Low Income Super Amounts? **C** No Yes

9 Was the fund wound up during the income year?

No Yes **▶** If yes, provide the date on which the fund was wound up Day / Month / Year **▶** Have all tax lodgment and payment obligations been met? No Yes

10 Exempt current pension income

Did the fund pay retirement phase superannuation income stream benefits to one or more members in the income year?

To claim a tax exemption for current pension income, you must pay at least the minimum benefit payment under the law. Record exempt current pension income at Label **A**.

No **▶** Go to Section B: Income.

Yes **▶** Exempt current pension income amount **A** \$

Which method did you use to calculate your exempt current pension income?

Segregated assets method **B**

Unsegregated assets method **C** **▶** Was an actuarial certificate obtained? **D** Yes

Did the fund have any other income that was assessable?

E Yes **▶** Go to Section B: Income.

No **▶** Choosing 'No' means that you do not have any assessable income, including no-TFN quoted contributions. Go to Section C: Deductions and non-deductible expenses. (Do **not** complete Section B: Income.)

If you are entitled to claim any tax offsets, you can list these at Section D: Income tax calculation statement.

Section B: Income

Do not complete this section if all superannuation interests in the SMSF were supporting superannuation income streams in the retirement phase for the **entire year**, there was **no** other income that was assessable, and you **have not** realised a deferred notional gain. If you are entitled to claim any tax offsets, you can record these at Section D: Income tax calculation statement.

11 Income

Did you have a capital gains tax (CGT) event during the year?

G No Yes

If the total capital loss or total capital gain is greater than \$10,000 or you elected to use the transitional CGT relief in 2017 and the deferred notional gain has been realised, complete and attach a *Capital gains tax (CGT) schedule 2019*.

Have you applied an exemption or rollover?

M No Yes

Code

Net capital gain **A** \$

Gross rent and other leasing and hiring income **B** \$

Gross interest **C** \$

Forestry managed investment scheme income **X** \$

Gross foreign income		Loss
D1 \$	Net foreign income	D \$

Australian franking credits from a New Zealand company **E** \$

Transfers from foreign funds **F** \$

Gross payments where ABN not quoted **H** \$

Gross distribution from partnerships **I** \$

*Unfranked dividend amount **J** \$

*Franked dividend amount **K** \$

*Dividend franking credit **L** \$

*Gross trust distributions **M** \$

Calculation of assessable contributions

Assessable employer contributions

R1 \$

plus Assessable personal contributions

R2 \$

plus [#]No-TFN-quoted contributions

R3 \$

(an amount must be included even if it is zero)

less Transfer of liability to life insurance company or PST

R6 \$

Assessable contributions
R \$
(**R1** plus **R2**
plus **R3** less **R6**)

Calculation of non-arm's length income

*Net non-arm's length private company dividends

U1 \$

plus *Net non-arm's length trust distributions

U2 \$

plus *Net other non-arm's length income

U3 \$

*Other income **S** \$

*Assessable income due to changed tax status of fund **T** \$

Net non-arm's length income
U \$
(subject to 45% tax rate)
(**U1** plus **U2** plus **U3**)

#This is a mandatory label.

*If an amount is entered at this label, check the instructions to ensure the correct tax treatment has been applied.

GROSS INCOME **W** \$
(Sum of labels **A** to **U**)

Exempt current pension income **Y** \$

TOTAL ASSESSABLE INCOME **V** \$
(**W** less **Y**)

Section C: Deductions and non-deductible expenses

12 Deductions and non-deductible expenses

- Under 'Deductions' list all expenses and allowances you are entitled to claim a deduction for. Under 'Non-deductible expenses', list all other expenses or normally allowable deductions that you cannot claim as a deduction (for example, all expenses related to exempt current pension income should be recorded in the 'Non-deductible expenses' column).

	DEDUCTIONS		NON-DEDUCTIBLE EXPENSES	
Interest expenses within Australia	A1 \$		A2 \$	
Interest expenses overseas	B1 \$		B2 \$	
Capital works expenditure	D1 \$		D2 \$	
Decline in value of depreciating assets	E1 \$		E2 \$	
Insurance premiums – members	F1 \$		F2 \$	
Death benefit increase	G1 \$			
SMSF auditor fee	H1 \$		H2 \$	
Investment expenses	I1 \$		I2 \$	
Management and administration expenses	J1 \$		J2 \$	
Forestry managed investment scheme expense	U1 \$		U2 \$	
Other amounts	L1 \$	Code	L2 \$	Code
Tax losses deducted	M1 \$			
	TOTAL DEDUCTIONS N \$ (Total A1 to M1)		TOTAL NON-DEDUCTIBLE EXPENSES Y \$ (Total A2 to L2)	
	#TAXABLE INCOME OR LOSS O \$ (TOTAL ASSESSABLE INCOME less TOTAL DEDUCTIONS)	Loss	TOTAL SMSF EXPENSES Z \$ (N plus Y)	

#This is a mandatory label.

Section D: Income tax calculation statement

#Important:

Section B label **R3**, Section C label **O** and Section D labels **A, T1, J, T5** and **I** are mandatory. If you leave these labels blank, you will have specified a zero amount.

13 Calculation statement

Please refer to the *Self-managed superannuation fund annual return instructions 2019* on how to complete the calculation statement.

#Taxable income	A \$	<i>(an amount must be included even if it is zero)</i>
#Tax on taxable income	T1 \$	<i>(an amount must be included even if it is zero)</i>
#Tax on no-TFN-quoted contributions	J \$	<i>(an amount must be included even if it is zero)</i>

Gross tax **B \$**

(T1 plus J)

Foreign income tax offset	
C1 \$	
Rebates and tax offsets	Non-refundable non-carry forward tax offsets
C2 \$	C \$
	<i>(C1 plus C2)</i>

SUBTOTAL 1

T2 \$

(B less C – cannot be less than zero)

Early stage venture capital limited partnership tax offset	
D1 \$	
Early stage venture capital limited partnership tax offset carried forward from previous year	Non-refundable carry forward tax offsets
D2 \$	D \$
Early stage investor tax offset	<i>(D1 plus D2 plus D3 plus D4)</i>
D3 \$	
Early stage investor tax offset carried forward from previous year	SUBTOTAL 2
D4 \$	T3 \$
	<i>(T2 less D – cannot be less than zero)</i>

Complying fund's franking credits tax offset	
E1 \$	
No-TFN tax offset	
E2 \$	
National rental affordability scheme tax offset	Refundable tax offsets
E3 \$	E \$
Exploration credit tax offset	<i>(E1 plus E2 plus E3 plus E4)</i>
E4 \$	

#TAX PAYABLE **T5 \$**

(T3 less E – cannot be less than zero)

Section 102AAM interest charge

G \$

Credit for interest on early payments – amount of interest	
H1 \$	
Credit for tax withheld – foreign resident withholding (excluding capital gains)	
H2 \$	
Credit for tax withheld – where ABN or TFN not quoted (non-individual)	
H3 \$	
Credit for TFN amounts withheld from payments from closely held trusts	
H5 \$	
Credit for interest on no-TFN tax offset	
H6 \$	
Credit for foreign resident capital gains withholding amounts	
H8 \$	
	Eligible credits
	H \$
	<i>(H1 plus H2 plus H3 plus H5 plus H6 plus H8)</i>

#Tax offset refunds (Remainder of refundable tax offsets)	I \$	<i>(unused amount from label E – an amount must be included even if it is zero)</i>
---	-------------	---

PAYG instalments raised

K \$

Supervisory levy

L \$

Supervisory levy adjustment for wound up funds

M \$

Supervisory levy adjustment for new funds

N \$

AMOUNT DUE OR REFUNDABLE A positive amount at S is what you owe, while a negative amount is refundable to you.	S \$	<i>(T5 plus G less H less I less K plus L less M plus N)</i>
---	-------------	--

#This is a mandatory label.

Section E: Losses**14 Losses**

! If total loss is greater than \$100,000, complete and attach a *Losses schedule 2019*.

Tax losses carried forward to later income years **U \$**
 Net capital losses carried forward to later income years **V \$**

Section F: Member information

MEMBER 1

Title: Mr Mrs Miss Ms Other

Family name

First given name

Other given names

Member's TFN

See the Privacy note in the Declaration.

Date of birth / /

Contributions

OPENING ACCOUNT BALANCE \$

I Refer to instructions for completing these labels.

Employer contributions

A \$

ABN of principal employer

A1

Personal contributions

B \$

CGT small business retirement exemption

C \$

CGT small business 15-year exemption amount

D \$

Personal injury election

E \$

Spouse and child contributions

F \$

Other third party contributions

G \$

Proceeds from primary residence disposal

H \$

Receipt date / /

H1

Assessable foreign superannuation fund amount

I \$

Non-assessable foreign superannuation fund amount

J \$

Transfer from reserve: assessable amount

K \$

Transfer from reserve: non-assessable amount

L \$

Contributions from non-complying funds and previously non-complying funds

T \$

Any other contributions (including Super Co-contributions and Low Income Super Amounts)

M \$

TOTAL CONTRIBUTIONS N \$

(Sum of labels **A** to **M**)

Other transactions

Allocated earnings or losses **O** \$

Loss

Accumulation phase account balance

S1 \$

Retirement phase account balance – Non CDBIS

S2 \$

Retirement phase account balance – CDBIS

S3 \$

TRIS Count

Inward rollovers and transfers **P** \$

Outward rollovers and transfers **Q** \$

Lump Sum payments **R1** \$

Income stream payments **R2** \$

Code

Code

CLOSING ACCOUNT BALANCE S \$

(**S1** plus **S2** plus **S3**)

Accumulation phase value **X1** \$

Retirement phase value **X2** \$

Outstanding limited recourse borrowing arrangement amount **Y** \$

MEMBER 2

Title: Mr Mrs Miss Ms Other
 Family name

First given name Other given names

Member's TFN

See the Privacy note in the Declaration.

Date of birth Day / Month / Year

Contributions

OPENING ACCOUNT BALANCE \$

I Refer to instructions for completing these labels.

Employer contributions

A \$

ABN of principal employer

A1

Personal contributions

B \$

CGT small business retirement exemption

C \$

CGT small business 15-year exemption amount

D \$

Personal injury election

E \$

Spouse and child contributions

F \$

Other third party contributions

G \$

Proceeds from primary residence disposal

H \$

Receipt date Day / Month / Year

H1

Assessable foreign superannuation fund amount

I \$

Non-assessable foreign superannuation fund amount

J

Transfer from reserve: assessable amount

K \$

Transfer from reserve: non-assessable amount

L \$

Contributions from non-complying funds and previously non-complying funds

T \$

Any other contributions (including Super Co-contributions and Low Income Super Amounts)

M \$

TOTAL CONTRIBUTIONS N \$

(Sum of labels **A** to **M**)

Other transactions

Allocated earnings or losses **O** \$

Loss

Accumulation phase account balance

S1 \$

Retirement phase account balance - Non CDBIS

S2 \$

Retirement phase account balance - CDBIS

S3 \$

TRIS Count

Inward rollovers and transfers **P** \$

Outward rollovers and transfers **Q** \$

Lump Sum payments **R1** \$

Income stream payments **R2** \$

Code

Code

CLOSING ACCOUNT BALANCE S \$

(**S1** plus **S2** plus **S3**)

Accumulation phase value **X1** \$

Retirement phase value **X2** \$

Outstanding limited recourse borrowing arrangement amount **Y** \$

Sensitive (when completed)

Section H: Assets and liabilities

15 ASSETS

15a Australian managed investments

Listed trusts **A** \$

Unlisted trusts **B** \$

Insurance policy **C** \$

Other managed investments **D** \$

15b Australian direct investments

Cash and term deposits **E** \$

Limited recourse borrowing arrangements	
--	--

Australian residential real property J1 \$	Debt securities F \$
--	-----------------------------

Australian non-residential real property J2 \$	Loans G \$
--	-------------------

Overseas real property J3 \$	Listed shares H \$
--	---------------------------

Australian shares J4 \$	Unlisted shares I \$
-----------------------------------	-----------------------------

Overseas shares J5 \$	Limited recourse borrowing arrangements J \$
---------------------------------	---

Other J6 \$	Non-residential real property K \$
-----------------------	---

15c Other investments

Crypto-Currency **N** \$

15d Overseas direct investments

Overseas shares **P** \$

Overseas non-residential real property **Q** \$

Overseas residential real property **R** \$

Overseas managed investments **S** \$

Other overseas assets **T** \$

TOTAL AUSTRALIAN AND OVERSEAS ASSETS U \$ (Sum of labels A to T)
--

15e In-house assets

Did the fund have a loan to, lease to or investment in, related parties (known as in-house assets) at the end of the income year?

A No Yes **\$**

15f Limited recourse borrowing arrangements

If the fund had an LRBA were the LRBA borrowings from a licensed financial institution?

A No Yes

Did the members or related parties of the fund use personal guarantees or other security for the LRBA?

B No Yes

16 LIABILITIES

Borrowings for limited recourse
borrowing arrangements

V1 \$

Permissible temporary borrowings

V2 \$

Other borrowings

V3 \$Borrowings **V \$**

Total member closing account balances
(total of all **CLOSING ACCOUNT BALANCES** from Sections F and G) **W \$**

Reserve accounts **X \$**Other liabilities **Y \$****TOTAL LIABILITIES Z \$****Section I: Taxation of financial arrangements****17 Taxation of financial arrangements (TOFA)**Total TOFA gains **H \$**Total TOFA losses **I \$****Section J: Other information****Family trust election status**

If the trust or fund has made, or is making, a family trust election, write the four-digit **income year** **A**
specified of the election (for example, for the 2018–19 income year, write **2019**).

If revoking or varying a family trust election, print **R** for revoke or print **V** for variation, **B**
and complete and attach the *Family trust election, revocation or variation 2019*.

Interposed entity election status

If the trust or fund has an existing election, write the earliest income year specified. If the trust **C**
or fund is making one or more elections this year, write the earliest income year being
specified and complete an *Interposed entity election or revocation 2019* for each election.

If revoking an interposed entity election, print **R**, and complete **D**
and attach the *Interposed entity election or revocation 2019*.

Section K: Declarations

 Penalties may be imposed for false or misleading information in addition to penalties relating to any tax shortfalls.

Important

Before making this declaration check to ensure that all income has been disclosed and the annual return, all attached schedules and any additional documents are true and correct in every detail. If you leave labels blank, you will have specified a zero amount or the label was not applicable to you. If you are in doubt about any aspect of the annual return, place all the facts before the ATO.

Privacy

The ATO is authorised by the *Taxation Administration Act 1953* to request the provision of tax file numbers (TFNs). We will use the TFN to identify the entity in our records. It is not an offence not to provide the TFN. However if you do not provide the TFN, the processing of this form may be delayed.

Taxation law authorises the ATO to collect information and disclose it to other government agencies. For information about your privacy go to ato.gov.au/privacy

TRUSTEE'S OR DIRECTOR'S DECLARATION:

I declare that, the current trustees and directors have authorised this annual return and it is documented as such in the SMSF's records. I have received a copy of the audit report (if required) and are aware of any matters raised therein. The information on this annual return, including any attached schedules and additional documentation is true and correct.

Authorised trustee's, director's or public officer's signature

Date Day / Month / Year

Preferred trustee or director contact details:

Title: Mr Mrs Miss Ms Other

Family name

First given name

Other given names

Phone number

Email address

Non-individual trustee name (if applicable)

ABN of non-individual trustee

Time taken to prepare and complete this annual return

Hrs

 The Commissioner of Taxation, as Registrar of the Australian Business Register, may use the ABN and business details which you provide on this annual return to maintain the integrity of the register. For further information, refer to the instructions.

TAX AGENT'S DECLARATION:

I declare that the *Self-managed superannuation fund annual return 2019* has been prepared in accordance with information provided by the trustees, that the trustees have given me a declaration stating that the information provided to me is true and correct, and that the trustees have authorised me to lodge this annual return.

Tax agent's signature

Date Day / Month / Year

Tax agent's contact details

Title: Mr Mrs Miss Ms Other

Family name

First given name

Other given names

Tax agent's practice

Tax agent's phone number

Reference number

Tax agent number

Capital gains tax (CGT) schedule

2019

When completing this form

- Print clearly, using a black or dark blue pen only.
- Use BLOCK LETTERS and print one character in each box.

S	M	I	T	H		S	T												
---	---	---	---	---	--	---	---	--	--	--	--	--	--	--	--	--	--	--	--

- Do not use correction fluid or covering stickers.
- Sign next to any corrections with your **full signature** (not initials).

- Use in conjunction with company, trust, fund income tax return or the self-managed superannuation fund annual return.
- Refer to the *Guide to capital gains tax 2019* available on our website at ato.gov.au for instructions on how to complete this schedule.

Tax file number (TFN)

I We are authorised by law to request your TFN. You do not have to quote your TFN. However, if you don't it could increase the chance of delay or error in processing your form.

Australian business number (ABN)

Taxpayer's name

1 Current year capital gains and capital losses

	Capital gain		Capital loss
Shares in companies listed on an Australian securities exchange	A \$		K \$
Other shares	B \$		L \$
Units in unit trusts listed on an Australian securities exchange	C \$		M \$
Other units	D \$		N \$
Real estate situated in Australia	E \$		O \$
Other real estate	F \$		P \$
Amount of capital gains from a trust (including a managed fund)	G \$		
Collectables	H \$		Q \$
Other CGT assets and any other CGT events	I \$		R \$
Amount of capital gain previously deferred under transitional CGT relief for superannuation funds	S \$		
Total current year capital gains	J \$		

Add the amounts at labels **K** to **R** and write the total in item 2 label **A – Total current year capital losses**.

2 Capital losses

Total current year capital losses **A \$**

Total current year capital losses applied **B \$**

Total prior year net capital losses applied **C \$**

Total capital losses transferred in applied
(only for transfers involving a foreign bank branch or
permanent establishment of a foreign financial entity) **D \$**

Total capital losses applied **E \$**

Add amounts at **B**, **C** and **D**.

3 Unapplied net capital losses carried forward

Net capital losses from collectables carried forward to later income years **A \$**

Other net capital losses carried forward to later income years **B \$**

Add amounts at **A** and **B** and transfer the total
to label **V – Net capital losses carried forward
to later income years** on your tax return.

4 CGT discount

Total CGT discount applied **A \$**

5 CGT concessions for small business

Small business active asset reduction **A \$**

Small business retirement exemption **B \$**

Small business rollover **C \$**

Total small business concessions applied **D \$**

6 Net capital gain

Net capital gain **A \$**

1J less 2E less 4A less 5D (cannot be less than
zero). Transfer the amount at **A** to label **A – Net
capital gain** on your tax return.

7 Earnout arrangements

Are you a party to an earnout arrangement? **A** Yes, as a buyer **Yes, as a seller** **No**
(Print in the appropriate box.)

! If you are a party to more than one earnout arrangement, copy and attach a separate sheet to this schedule providing the details requested here for each additional earnout arrangement.

How many years does the earnout arrangement run for? **B**

What year of that arrangement are you in? **C**

If you are the seller, what is the total estimated capital proceeds from the earnout arrangement? **D** \$

Amount of any capital gain or loss you made under your non-qualifying arrangement in the income year. **E** \$ / ^{LOSS}

! **Request for amendment**

If you received or provided a financial benefit under a look-through earnout right created in an earlier income year and you wish to seek an amendment to that earlier income year, complete the following:

Income year earnout right created **F**

Amended net capital gain or capital losses carried forward **G** \$ / ^{LOSS}

8 Other CGT information required (if applicable)

Small business 15 year exemption – exempt capital gains **A** \$ / ^{CODE}

Capital gains disregarded by a foreign resident **B** \$

Capital gains disregarded as a result of a scrip for scrip rollover **C** \$

Capital gains disregarded as a result of an inter-company asset rollover **D** \$

Capital gains disregarded by a demerging entity **E** \$

Taxpayer's declaration

! If the schedule is not lodged with the income tax return you are required to sign and date the schedule.

Important

Before making this declaration check to ensure that all the information required has been provided on this form and any attachments to this form, and that the information provided is true and correct in every detail. If you are in doubt about any aspect of the tax return, place all the facts before the ATO. The income tax law imposes heavy penalties for false or misleading statements.

Privacy

Taxation law authorises the ATO to collect information and disclose it to other government agencies. This includes personal information of the person authorised to sign the declaration. For information about your privacy go to ato.gov.au/privacy

I declare that the information on this form is true and correct.

Signature

Date

Day

Month

Year

/ /

Contact name

Daytime contact number (include area code)

Losses schedule

2019

Companies and trusts that do not join consolidated groups should complete and attach this schedule to their 2019 tax return. Superannuation funds should complete and attach this schedule to their 2019 tax return.

Print neatly in BLOCK LETTERS with a black or blue ballpoint pen only. Print one letter or number in each box. Do not use correction fluid or tape.

Place in all applicable boxes.

Refer to *Losses schedule instructions 2019*, available on our website ato.gov.au for instructions on how to complete this schedule.

Tax file number (TFN)

Name of entity

Australian business number

Part A – Losses carried forward to the 2019–20 income year – excludes film losses

1 Tax losses carried forward to later income years

Year of loss	
2018–19	B
2017–18	C
2016–17	D
2015–16	E
2014–15	F
2013–14 and earlier income years	G
Total	U

Transfer the amount at **U** to the **Tax losses carried forward to later income years** label on your tax return.

2 Net capital losses carried forward to later income years

Year of loss	
2018–19	H
2017–18	I
2016–17	J
2015–16	K
2014–15	L
2013–14 and earlier income years	M
Total	V

Transfer the amount at **V** to the **Net capital losses carried forward to later income years** label on your tax return.

Part B – Ownership and business continuity test – company and listed widely held trust only

Complete item 3 of Part B if a loss is being carried forward to later income years and the business continuity test has to be satisfied in relation to that loss.

Do not complete items 1 or 2 of Part B if, in the 2018–19 income year, no loss has been claimed as a deduction, applied against a net capital gain or, in the case of companies, losses have not been transferred in or out.

1 Whether continuity of majority ownership test passed

Note: If the entity has deducted, applied, transferred in or transferred out (as applicable) in the 2018–19 income year a loss incurred in any of the listed years, print **X** in the **Yes** or **No** box to indicate whether the entity has satisfied the continuity of majority ownership test in respect of that loss.

Year of loss			
2018–19	A	Yes	No
2017–18	B	Yes	No
2016–17	C	Yes	No
2015–16	D	Yes	No
2014–15	E	Yes	No
2013–14 and earlier income years	F	Yes	No

2 Amount of losses deducted/applied for which the continuity of majority ownership test is not passed but the business continuity test is satisfied – excludes film losses

Tax losses	G
Net capital losses	H

3 Losses carried forward for which the business continuity test must be satisfied before they can be deducted/applied in later years – excludes film losses

Tax losses	I
Net capital losses	J

4 Do current year loss provisions apply?

Is the company required to calculate its taxable income or tax loss for the year under Subdivision 165-B or its net capital gain or net capital loss for the year under Subdivision 165-CB of the *Income Tax Assessment Act 1997* (ITAA 1997)?

K Yes No

Part C – Unrealised losses – company only

Note: These questions relate to the operation of Subdivision 165-CC of ITAA 1997.

Has a changeover time occurred in relation to the company after 1.00pm by legal time in the Australian Capital Territory on 11 November 1999?

L Yes No

If you printed **X** in the **No** box at **L**, do not complete **M**, **N** or **O**.

At the changeover time did the company satisfy the maximum net asset value test under section 152-15 of ITAA 1997?

M Yes No

If you printed **X** in the **No** box at **M**, has the company determined it had an unrealised net loss at the changeover time?

N Yes No

If you printed **X** in the **Yes** box at **N**, what was the amount of unrealised net loss calculated under section 165-115E of ITAA 1997?

O

Part D – Life insurance companies

Complying superannuation class tax losses carried forward to later income years **P**

Complying superannuation net capital losses carried forward to later income years **Q**

Part E – Controlled foreign company losses

Current year CFC losses **M**

CFC losses deducted **N**

CFC losses carried forward **O**

Part F – Tax losses reconciliation statement

Balance of tax losses brought forward from the prior income year **A**

ADD Uplift of tax losses of designated infrastructure project entities **B**

SUBTRACT Net forgiven amount of debt **C**

ADD Tax loss incurred (if any) during current year **D**

ADD Tax loss amount from conversion of excess franking offsets **E**

SUBTRACT Net exempt income **F**

SUBTRACT Tax losses forgone **G**

SUBTRACT Tax losses deducted **H**

SUBTRACT Tax losses transferred out under Subdivision 170-A
(only for transfers involving a foreign bank branch or a PE of a foreign financial entity) **I**

Total tax losses carried forward to later income years **J**

Transfer the amount at **J** to the **Tax losses carried forward to later income years** label on your tax return.

If the schedule is not lodged with the income tax return you are required to sign and date the schedule.

Important

Before making this declaration check to ensure that all the information required has been provided on this form and any attachments to this form, and that the information provided is true and correct in every detail. If you are in doubt about any aspect of the tax return, place all the facts before the ATO. The income tax law imposes heavy penalties for false or misleading statements.

Privacy

Taxation law authorises the ATO to collect information and disclose it to other government agencies. This includes personal information of the person authorised to sign the declaration. For information about your privacy go to ato.gov.au/privacy

Taxpayer's declaration

I declare that the information on this form is true and correct.

Signature

Date Day / Month / Year

Contact person

Daytime contact number (include area code)