

From First to Last by Account  
Options: Not summarised, Excluding NIL Balances  
Client Code: EWE101 From 01/07/2018 To 30/06/2019

Last Year	Account	Description	Debit	Credit
(16938.86)	198	Dividends received		21313.91
(274.60)	199	Interest received	-	
	<b>204</b>	<b>Changes in net market values of other assets</b>		
(17044.00)	20402	Shares in listed companies		36672.00
-	20403	Real property		800000.00
(153095.00)	217	Rent received		137816.26
3630.00	300	Accountancy fees	3630.00	
120.00	309	Bank charges	120.00	
513.00	364	Filing fees	522.00	
2460.00	381	Insurance	2569.12	
10769.75	422	Rates & taxes	10278.62	
1190.00	428	Repairs & maintenance	7339.30	
	<b>550</b>	<b>SUPERANNUATION FUND</b>		
(168669.71)	55002	Profit Earned This Year	-	
168669.71	55003	Distribution to Members	971343.13	
	<b>551</b>	<b>CATHERINE EWERS - PENSION</b>		
(1577869.64)	55101	Balance at beginning of year		1570922.02
(104867.03)	55102	Allocated earnings		588232.87
1112.24	55105	Income tax expense on earnings		360.77
110702.41	55115	Benefits paid during year	164531.70	
	<b>552</b>	<b>RICHARD SWANTON</b>		
(320000.00)	55201	Balance at beginning of year		341041.99
(21267.56)	55202	Allocated earnings		127703.42
225.57	55205	Income tax expense on earnings		78.33
	<b>553</b>	<b>DANIEL SWANTON</b>		
(320000.00)	55301	Balance at beginning of year		341041.99
(21267.56)	55302	Allocated earnings		127703.42
225.57	55305	Income tax expense on earnings		78.33
	<b>554</b>	<b>CATRINA SWANTON</b>		
(320000.00)	55401	Balance at Beginning of Year		341041.99
(21267.56)	55402	Allocated Earnings		127703.42
225.57	55405	Income Tax Expense on Earnings		78.33
51238.34	680	Cash at bank	22004.77	
18518.83	681	Cash at bank - security bonds	18518.83	
1883513.00	732	Land & buildings	2683513.00	
316487.00	738	Property improvements	316487.00	
	<b>795</b>	<b>Shares in listed companies</b>		
36966.00	79505	ANZ Ltd	36927.00	
74602.00	79510	BHP Ltd	90552.00	
125992.00	79515	CBA Ltd	143127.00	
1340.00	79520	CYBG PLC	814.00	
26094.00	79530	NAB Ltd	25437.00	
158.00	79540	TBG Diagnostics Ltd	88.00	
7942.00	79543	South 32 Ltd	6996.00	
4716.00	79545	Southern Cross Media Ltd	4500.00	
1095.00	79550	Scentre Ltd	1068.00	
68334.00	79560	Woolworths Ltd	74402.00	

From First to Last by Account  
Options: Not summarised, Excluding NIL Balances  
Client Code: EWE101 From 01/07/2018 To 30/06/2019

<b>Last Year</b>	<b>Account</b>	<b>Description</b>	<b>Debit</b>	<b>Credit</b>
(18244.23)	882	Sundry Creditors		18244.23
(2915.00)	892	GST payable		3283.00
(1788.95)	904	Provision for income tax		1452.19
<hr/>				
(168669.71)		Total	4584768.47	4584768.47

NET PROFIT THIS YEAR 971343.13  
NET PROFIT LAST YEAR 168669.71

No. of Accounts: 43  
No. of Entries: 64

Client Code: EWE101  
From First to Last by Account  
From 01/07/2018 To 30/06/2019

Date	Type	Gp	Ref.	Debit	Credit	Balance
<b>198 Dividends received</b>						
						LY Closing Balance (16938.86)
30/06/2019	Jnl		1		21313.91	(21313.91)
				cash receipts & pmts for the year		
				Closing Balance 0.00	21313.91	(21313.91)
<b>204 Changes in net market values of other assets</b>						
<b>20402 Shares in listed companies</b>						
						LY Closing Balance (17044.00)
30/06/2019	Jnl		4		36672.00	(36672.00)
				revaluation of direct equities to market value at year end		
				Closing Balance 0.00	36672.00	(36672.00)
<b>20403 Real property</b>						
						LY Closing Balance 0.00
30/06/2019	Jnl		3		800000.00	(800000.00)
				revaluation of commercial property at year end		
				Closing Balance 0.00	800000.00	(800000.00)
<b>217 Rent received</b>						
						LY Closing Balance (153095.00)
30/06/2019	Jnl		1		147885.26	(147885.26)
				cash receipts & pmts for the year		
30/06/2019	Jnl		1	10069.00		(137816.26)
				cash receipts & pmts for the year		
				Closing Balance 10069.00	147885.26	(137816.26)
<b>300 Accountancy fees</b>						
						LY Closing Balance 3630.00
30/06/2019	Jnl		1	3630.00		3630.00
				cash receipts & pmts for the year		
				Closing Balance 3630.00	0.00	3630.00
<b>309 Bank charges</b>						
						LY Closing Balance 120.00
30/06/2019	Jnl		1	120.00		120.00
				cash receipts & pmts for the year		
				Closing Balance 120.00	0.00	120.00

Client Code: EWE101  
From First to Last by Account  
From 01/07/2018 To 30/06/2019

Date	Type Gp	Ref.	Debit	Credit	Balance
<b>364</b>	<b>Filing fees</b>				
LY Closing Balance					513.00
30/06/2019	Jnl	1	263.00		263.00
					cash receipts & pmts for the year
30/06/2019	Jnl	2	259.00		522.00
					ato fees for 2018
Closing Balance			522.00	0.00	522.00
<b>381</b>	<b>Insurance</b>				
LY Closing Balance					2460.00
30/06/2019	Jnl	1	2569.12		2569.12
					cash receipts & pmts for the year
Closing Balance			2569.12	0.00	2569.12
<b>422</b>	<b>Rates &amp; taxes</b>				
LY Closing Balance					10769.75
30/06/2019	Jnl	1	2509.75		2509.75
					cash receipts & pmts for the year
30/06/2019	Jnl	1	813.80		3323.55
					cash receipts & pmts for the year
30/06/2019	Jnl	1	6331.25		9654.80
					cash receipts & pmts for the year
30/06/2019	Jnl	1	623.82		10278.62
					cash receipts & pmts for the year
Closing Balance			10278.62	0.00	10278.62
<b>428</b>	<b>Repairs &amp; maintenance</b>				
LY Closing Balance					1190.00
30/06/2019	Jnl	1	3588.70		3588.70
					cash receipts & pmts for the year
30/06/2019	Jnl	1	2510.90		6099.60
					cash receipts & pmts for the year
30/06/2019	Jnl	1	1239.70		7339.30
					cash receipts & pmts for the year
Closing Balance			7339.30	0.00	7339.30
<b>550</b>	<b>SUPERANNUATION FUND</b>				
<b>55001</b>	<b>Unallocated Benefits Brought Forward</b>				
Opening Balance					0.00
01/07/2018	Jnl			168669.71	(168669.71)
					Year end balance forward
01/07/2018	Jnl		168669.71		0.00
					Year end balance forward
Closing Balance			168669.71	168669.71	0.00

Client Code: EWE101  
From First to Last by Account  
From 01/07/2018 To 30/06/2019

Date	Type Gp	Ref.	Debit	Credit	Balance
<b>55002</b>	<b>Profit Earned This Year</b>				
	Opening Balance				(168669.71)
01/07/2018	Jnl		168669.71		0.00
	Year end balance forward : Profit distribution				
	Closing Balance				0.00
					168669.71
<b>55003</b>	<b>Distribution to Members</b>				
	Opening Balance				168669.71
01/07/2018	Jnl			168669.71	0.00
	Year end balance forward				
30/06/2019	Jnl	5	971343.13		971343.13
	allocation of net earnings to members for the year				
	Closing Balance				971343.13
					168669.71
<b>551</b>	<b>CATHERINE EWERS - PENSION</b>				
<b>55101</b>	<b>Balance at beginning of year</b>				
	Opening Balance				(1577869.64)
01/07/2018	Jnl			104867.03	(1682736.67)
	Year end balance forward				
01/07/2018	Jnl		1112.24		(1681624.43)
	Year end balance forward				
01/07/2018	Jnl		110702.41		(1570922.02)
	Year end balance forward				
	Closing Balance				(1570922.02)
					111814.65
<b>55102</b>	<b>Allocated earnings</b>				
	Opening Balance				(104867.03)
01/07/2018	Jnl		104867.03		0.00
	Year end balance forward				
30/06/2019	Jnl	5		588232.87	(588232.87)
	allocation of net earnings to members for the year				
	Closing Balance				(588232.87)
					104867.03
<b>55105</b>	<b>Income tax expense on earnings</b>				
	Opening Balance				1112.24
01/07/2018	Jnl			1112.24	0.00
	Year end balance forward				
30/06/2019	Jnl	6		360.77	(360.77)
	tax expense for the year				
	Closing Balance				(360.77)
					0.00
					1473.01

Client Code: EWE101  
From First to Last by Account  
From 01/07/2018 To 30/06/2019

Date	Type Gp	Ref.	Debit	Credit	Balance
<b>55115 Benefits paid during year</b>					
					110702.41
					Opening Balance
01/07/2018	Jnl			110702.41	0.00
					Year end balance forward
30/06/2019	Jnl	1	164531.70		164531.70
					cash receipts & pmts for the year
			164531.70	110702.41	164531.70
					Closing Balance
<b>552 RICHARD SWANTON</b>					
<b>55201 Balance at beginning of year</b>					
					(320000.00)
					Opening Balance
01/07/2018	Jnl			21267.56	(341267.56)
					Year end balance forward
01/07/2018	Jnl		225.57		(341041.99)
					Year end balance forward
			225.57	21267.56	(341041.99)
					Closing Balance
<b>55202 Allocated earnings</b>					
					(21267.56)
					Opening Balance
01/07/2018	Jnl		21267.56		0.00
					Year end balance forward
30/06/2019	Jnl	5		127703.42	(127703.42)
					allocation of net earnings to members for the year
			21267.56	127703.42	(127703.42)
					Closing Balance
<b>55205 Income tax expense on earnings</b>					
					225.57
					Opening Balance
01/07/2018	Jnl			225.57	0.00
					Year end balance forward
30/06/2019	Jnl	6		78.33	(78.33)
					tax expense for the year
			0.00	303.90	(78.33)
					Closing Balance
<b>553 DANIEL SWANTON</b>					
<b>55301 Balance at beginning of year</b>					
					(320000.00)
					Opening Balance
01/07/2018	Jnl			21267.56	(341267.56)
					Year end balance forward
01/07/2018	Jnl		225.57		(341041.99)
					Year end balance forward
			225.57	21267.56	(341041.99)
					Closing Balance

Client Code: EWE101  
From First to Last by Account  
From 01/07/2018 To 30/06/2019

Date	Type Gp	Ref.	Debit	Credit	Balance
<b>55302 Allocated earnings</b>					
					Opening Balance (21267.56)
01/07/2018	Jnl		21267.56		0.00
					Year end balance forward
30/06/2019	Jnl	5		127703.42	(127703.42)
					allocation of net earnings to members for the year
			Closing Balance 21267.56	127703.42	(127703.42)
<b>55305 Income tax expense on earnings</b>					
					Opening Balance 225.57
01/07/2018	Jnl			225.57	0.00
					Year end balance forward
30/06/2019	Jnl	6		78.33	(78.33)
					tax expense for the year
			Closing Balance 0.00	303.90	(78.33)
<b>554 CATRINA SWANTON</b>					
<b>55401 Balance at Beginning of Year</b>					
					Opening Balance (320000.00)
01/07/2018	Jnl			21267.56	(341267.56)
					Year end balance forward
01/07/2018	Jnl		225.57		(341041.99)
					Year end balance forward
			Closing Balance 225.57	21267.56	(341041.99)
<b>55402 Allocated Earnings</b>					
					Opening Balance (21267.56)
01/07/2018	Jnl		21267.56		0.00
					Year end balance forward
30/06/2019	Jnl	5		127703.42	(127703.42)
					allocation of net earnings to members for the year
			Closing Balance 21267.56	127703.42	(127703.42)
<b>55405 Income Tax Expense on Earnings</b>					
					Opening Balance 225.57
01/07/2018	Jnl			225.57	0.00
					Year end balance forward
30/06/2019	Jnl	6		78.33	(78.33)
					tax expense for the year
			Closing Balance 0.00	303.90	(78.33)





Client Code: EWE101  
From First to Last by Account  
From 01/07/2018 To 30/06/2019

Date	Type	Gp	Ref.	Debit	Credit	Balance
<b>79520</b>			<b>CYBG PLC</b>			
			Opening Balance			1340.00
30/06/2019	Jnl		4 revaluation of direct equities to market value at year end		526.00	814.00
			Closing Balance	0.00	526.00	814.00
<b>79530</b>			<b>NAB Ltd</b>			
			Opening Balance			26094.00
30/06/2019	Jnl		4 revaluation of direct equities to market value at year end		657.00	25437.00
			Closing Balance	0.00	657.00	25437.00
<b>79540</b>			<b>TBG Diagnostics Ltd</b>			
			Opening Balance			158.00
30/06/2019	Jnl		4 revaluation of direct equities to market value at year end		70.00	88.00
			Closing Balance	0.00	70.00	88.00
<b>79543</b>			<b>South 32 Ltd</b>			
			Opening Balance			7942.00
30/06/2019	Jnl		4 revaluation of direct equities to market value at year end		946.00	6996.00
			Closing Balance	0.00	946.00	6996.00
<b>79545</b>			<b>Southern Cross Media Ltd</b>			
			Opening Balance			4716.00
30/06/2019	Jnl		4 revaluation of direct equities to market value at year end		216.00	4500.00
			Closing Balance	0.00	216.00	4500.00
<b>79550</b>			<b>Scentre Ltd</b>			
			Opening Balance			1095.00
30/06/2019	Jnl		4 revaluation of direct equities to market value at year end		27.00	1068.00
			Closing Balance	0.00	27.00	1068.00

Client Code: EWE101  
From First to Last by Account  
From 01/07/2018 To 30/06/2019

Date	Type	Gp	Ref.	Debit	Credit	Balance
<b>79560</b>			<b>Woolworths Ltd</b>			
			Opening Balance			68334.00
30/06/2019	Jnl		4 revaluation of direct equities to market value at year end	6068.00		74402.00
			Closing Balance	6068.00	0.00	74402.00
<b>882</b>			<b>Sundry Creditors</b>			
			Opening Balance			(18244.23)
			Closing Balance	0.00	0.00	(18244.23)
<b>892</b>			<b>GST payable</b>			
			Opening Balance			(2915.00)
30/06/2019	Jnl		1 cash receipts & pmts for the year		368.00	(3283.00)
			Closing Balance	0.00	368.00	(3283.00)
<b>904</b>			<b>Provision for income tax</b>			
			Opening Balance			(1788.95)
30/06/2019	Jnl		2 ato fees for 2018		259.00	(2047.95)
30/06/2019	Jnl		6 tax expense for the year	595.76		(1452.19)
			Closing Balance	595.76	259.00	(1452.19)
			Debits		2628652.12	
			Credits		2628652.12	
			No. of Accounts		43.00	
			No. of Entries		64.00	

Client Code: EWE101

Date	Type Grp	Ref	Account	Description	Amount	Bal2	Narration
01/07/2018	Jnl		55002	Profit Earned This Year	168669.71	-	Year end balance forward : Profit distribution
01/07/2018	Jnl		55001	Unallocated Benefits Brought Forward	(168669.71)	-	Year end balance forward
01/07/2018	Jnl		55003	Distribution to Members	(168669.71)	-	Year end balance forward
01/07/2018	Jnl		55001	Unallocated Benefits Brought Forward	168669.71	-	Year end balance forward
01/07/2018	Jnl		55102	Allocated earnings	104867.03	-	Year end balance forward
01/07/2018	Jnl		55101	Balance at beginning of year	(104867.03)	-	Year end balance forward
01/07/2018	Jnl		55105	Income tax expense on earnings	(1112.24)	-	Year end balance forward
01/07/2018	Jnl		55101	Balance at beginning of year	1112.24	-	Year end balance forward
01/07/2018	Jnl		55115	Benefits paid during year	(110702.41)	-	Year end balance forward
01/07/2018	Jnl		55101	Balance at beginning of year	110702.41	-	Year end balance forward
01/07/2018	Jnl		55202	Allocated earnings	21267.56	-	Year end balance forward
01/07/2018	Jnl		55201	Balance at beginning of year	(21267.56)	-	Year end balance forward
01/07/2018	Jnl		55205	Income tax expense on earnings	(225.57)	-	Year end balance forward
01/07/2018	Jnl		55201	Balance at beginning of year	225.57	-	Year end balance forward
01/07/2018	Jnl		55302	Allocated earnings	21267.56	-	Year end balance forward
01/07/2018	Jnl		55301	Balance at beginning of year	(21267.56)	-	Year end balance forward
01/07/2018	Jnl		55305	Income tax expense on earnings	(225.57)	-	Year end balance forward
01/07/2018	Jnl		55301	Balance at beginning of year	225.57	-	Year end balance forward
01/07/2018	Jnl		55402	Allocated Earnings	21267.56	-	Year end balance forward
01/07/2018	Jnl		55401	Balance at Beginning of Year	(21267.56)	-	Year end balance forward
01/07/2018	Jnl		55405	Income Tax Expense on Earnings	(225.57)	-	Year end balance forward
01/07/2018	Jnl		55401	Balance at Beginning of Year	225.57	-	Year end balance forward
30/06/2019	Jnl	1	680	Cash at bank	(29233.57)	-	Year end balance forward cash receipts & prmts for the year

Client Code: EWE101

Date	Type	Grp	Ref	Account	Description	Amount	Bal2	Narration
30/06/2019	Jnl		1	309	Bank charges	120.00	-	cash receipts & pmts for the year
30/06/2019	Jnl		1	422	Rates & taxes	2509.75	-	cash receipts & pmts for the year
30/06/2019	Jnl		1	422	Rates & taxes	813.80	-	cash receipts & pmts for the year
30/06/2019	Jnl		1	300	Accountancy fees	3630.00	-	cash receipts & pmts for the year
30/06/2019	Jnl		1	381	Insurance	2569.12	-	cash receipts & pmts for the year
30/06/2019	Jnl		1	428	Repairs & maintenance	3588.70	-	cash receipts & pmts for the year
30/06/2019	Jnl		1	428	Repairs & maintenance	2510.90	-	cash receipts & pmts for the year
30/06/2019	Jnl		1	428	Repairs & maintenance	1239.70	-	cash receipts & pmts for the year
30/06/2019	Jnl		1	364	Filing fees	263.00	-	cash receipts & pmts for the year
30/06/2019	Jnl		1	422	Rates & taxes	6331.25	-	cash receipts & pmts for the year
30/06/2019	Jnl		1	422	Rates & taxes	623.82	-	cash receipts & pmts for the year
30/06/2019	Jnl		1	892	GST payable	(368.00)	-	cash receipts & pmts for the year
30/06/2019	Jnl		1	217	Rent received	(147885.26)	-	cash receipts & pmts for the year
30/06/2019	Jnl		1	217	Rent received	10069.00	-	cash receipts & pmts for the year
30/06/2019	Jnl		1	198	Dividends received	(21313.91)	-	cash receipts & pmts for the year
30/06/2019	Jnl		1	55115	Benefits paid during year	164531.70	-	cash receipts & pmts for the year
30/06/2019	Jnl		2	364	Filing fees	259.00	-	ato fees for 2018
30/06/2019	Jnl		2	904	Provision for income tax	(259.00)	-	ato fees for 2018
30/06/2019	Jnl		3	732	Land & buildings	800000.00	-	revaluation of commercial property at year end
30/06/2019	Jnl		3	20403	Real property	(800000.00)	-	revaluation of commercial property at year end
30/06/2019	Jnl		4	79505	ANZ Ltd	(39.00)	-	revaluation of direct equities to market value at year end
30/06/2019	Jnl		4	79510	BHP Ltd	15950.00	-	revaluation of direct equities

Client Code: EWE101

Date	Type	Grp	Ref	Account	Description	Amount	Bal2	Narration
30/06/2019	Jnl		4	79515	CBA Ltd	17135.00	-	to market value at year end revaluation of direct equities
30/06/2019	Jnl		4	79520	CYBG PLC	(526.00)	-	to market value at year end revaluation of direct equities
30/06/2019	Jnl		4	79530	NAB Ltd	(657.00)	-	to market value at year end revaluation of direct equities
30/06/2019	Jnl		4	79540	TBG Diagnostics Ltd	(70.00)	-	to market value at year end revaluation of direct equities
30/06/2019	Jnl		4	79543	South 32 Ltd	(946.00)	-	to market value at year end revaluation of direct equities
30/06/2019	Jnl		4	79545	Southern Cross Media Ltd	(216.00)	-	to market value at year end revaluation of direct equities
30/06/2019	Jnl		4	79550	Secntre Ltd	(27.00)	-	to market value at year end revaluation of direct equities
30/06/2019	Jnl		4	79560	Woolworths Ltd	6068.00	-	to market value at year end revaluation of direct equities
30/06/2019	Jnl		4	20402	Shares in listed companies	(36672.00)	-	to market value at year end revaluation of direct equities
30/06/2019	Jnl		5	55003	Distribution to Members	971343.13	-	to market value at year end revaluation of direct equities
30/06/2019	Jnl		5	55102	Allocated earnings	(588232.87)	-	allocation of net earnings to members for the year
30/06/2019	Jnl		5	55202	Allocated earnings	(127703.42)	-	allocation of net earnings to members for the year
30/06/2019	Jnl		5	55302	Allocated earnings	(127703.42)	-	allocation of net earnings to members for the year
30/06/2019	Jnl		5	55402	Allocated Earnings	(127703.42)	-	allocation of net earnings to members for the year
30/06/2019	Jnl		6	904	Provision for income tax	595.76	-	tax expense for the year
30/06/2019	Jnl		6	55105	Income tax expense on earnings	(360.77)	-	tax expense for the year
30/06/2019	Jnl		6	55205	Income tax expense on earnings	(78.33)	-	tax expense for the year
30/06/2019	Jnl		6	55305	Income tax expense on earnings	(78.33)	-	tax expense for the year
30/06/2019	Jnl		6	55405	Income Tax Expense on Earnings	(78.33)	-	tax expense for the year

Client Code: EWE101

Date	Type	Grp	Ref	Account	Description	Amount	Bal2	Narration
------	------	-----	-----	---------	-------------	--------	------	-----------

Debits: 2628652.12  
Credits: (2628652.12)  
Total: -

No. Trans: 64

CATHERINE MONTAGUE SUPERANNUATION FUND  
MEMBERS ACCOUNTS  
AS AT 30 JUNE 2019

MEMBER	CATHERINE EWERS	RICHARD SWANTON	DANIEL SWANTON	CATRINA SWANTON	INVESTMENT FLUCTUATION RESERVE	TOTAL
OPENING BALANCE	1,570,922.00	341,042.00	341,042.00	341,042.00	0.00	2,594,047.99
EMPLOYER CONTRIBUTIONS	0.00	0.00	0.00	0.00	0.00	0.00
MEMBER CONTRIBUTIONS	0.00	0.00	0.00	0.00	0.00	0.00
TAX APPLICABLE TO CONTRIBUTIONS	0.00	0.00	0.00	0.00	0.00	0.00
SURCHARGE ON CONTRIBUTIONS	0.00	0.00	0.00	0.00	0.00	0.00
BENEFITS TRANSFERRED IN	0.00	0.00	0.00	0.00	0.00	0.00
SHARE OF PROFIT	588,232.87	127,703.42	127,703.42	127,703.42	-0.00	971,343.13
TAX APPLICABLE TO PROFIT	360.78	78.33	78.33	78.33	-0.00	595.76
BENEFITS PAID	-164,531.70	0.00	0.00	0.00	0.00	-164,531.70
<b>TOTAL MEMBERS ACCOUNT</b>	<b>1,994,983.96</b>	<b>468,823.74</b>	<b>468,823.74</b>	<b>468,823.74</b>	<b>-0.00</b>	<b>3,401,455.18</b>
<b>REPRESENTED BY</b>						
<b>TAX FREE COMPONENT</b>						
CONTRIBUTION SEGMENT TAXED	164,676.90	320,000.00	320,000.00	320,000.00	0.00	1,124,676.90
CRYSTALLISED SEGMENT	0.00	0.00	0.00	0.00	0.00	0.00
<b>TAXABLE COMPONENT</b>						
TAXED ELEMENT	1,830,307.05	148,823.74	148,823.74	148,823.74	0.00	2,276,778.28
UNTAXED ELEMENT (INSURANCE COMPONENT)	0.00	0.00	0.00	0.00	0.00	0.00
<b>TOTAL MEMBERS BENEFIT</b>	<b>1,994,983.96</b>	<b>468,823.74</b>	<b>468,823.74</b>	<b>468,823.74</b>	<b>0.00</b>	<b>3,401,455.18</b>
<b>ELIGIBLE SERVICE PERIOD</b>						
DATE OF BIRTH	15/12/1955	03/01/1981	20/09/1982	02/04/1984		
AGE - 30 JUNE 2019	64	38	36	35		
PERIOD START DATE	21/10/2005	30/06/2017	30/06/2017	30/06/2017		
PRE JUNE 1983 DAYS	0	0	0	0		
POST JUNE 1983 DAYS	5,000	730	730	730		
TOTAL SERVICE DAYS - 30/06/19	5,000	730	730	730		
<b>MEMBERS RBL LIMIT - LUMP SUM</b>	<b>648,946.00</b>	<b>648,946.00</b>	<b>648,946.00</b>	<b>648,946.00</b>		
EXCESS BENEFITS	1,346,037.96	0.00	0.00	0.00		
<b>MEMBERS RBL LIMIT - PENSION</b>	<b>1,297,886.00</b>	<b>1,297,886.00</b>	<b>1,297,886.00</b>	<b>1,297,886.00</b>		
EXCESS BENEFITS	697,097.96	0.00	0.00	0.00		

**KEY NOTES & FORMULAS**

<b>CONTRIBUTIONS SEGMENT</b>					
OPENING BALANCE - 01/07/2018	183,942.23	320,000.00	320,000.00	320,000.00	320,000.00
EXTERNAL FUND TRANSFERS	0.00	0.00	0.00	0.00	0.00
MEMBERS CONTRIBUTIONS	0.00	0.00	0.00	0.00	0.00
LESS: BENEFITS PAID/ TRANSFERS OUT	-19,265.33	0.00	0.00	0.00	0.00
	164,676.90	320,000.00	320,000.00	320,000.00	320,000.00
<b>CRYSTALLISED SEGMENT</b>					
UNDEDUCTED CONTRIBUTIONS - PRE 1/7/07	0.00	0.00	0.00	0.00	0.00
PRE JULY 1983 COMPONENT - PRE 1/7/07	0.00	0.00	0.00	0.00	0.00
EXTERNAL FUND TRANSFERS	0.00	0.00	0.00	0.00	0.00
CGT EXEMPT COMPONENT	0.00	0.00	0.00	0.00	0.00
CONCESSIONAL COMPONENT	0.00	0.00	0.00	0.00	0.00
POST JUNE 1994 INVALIDITY COMPONENT	0.00	0.00	0.00	0.00	0.00
LESS: BENEFITS PAID/ TRANSFERS OUT	0.00	0.00	0.00	0.00	0.00
	0.00	0.00	0.00	0.00	0.00
<b>TAXABLE COMPONENT (TAXED ELEMENT)</b>					
MEMBERS ACCOUNT BALANCE - 30/06/19	1,994,983.96	468,823.74	468,823.74	468,823.74	468,823.74
LESS: CONTRIBUTIONS SEGMENT	-164,676.90	-320,000.00	-320,000.00	-320,000.00	-320,000.00
LESS: CRYSTALLISED SEGMENT	0.00	0.00	0.00	0.00	0.00
	1,830,307.05	148,823.74	148,823.74	148,823.74	148,823.74

**NOTES**

The following link should be used to verify the calculation of the crystallised segment as at 30 June 2007  
<http://calculators.ato.gov.au/scripts/axos/axos.asp?CONTEXT=&KBS=SCC.xr4&go=ok>



CATHERINE MONTAGUE SUPERANNUATION FUND  
MEMBERS ACCOUNTS  
AS AT 30 JUNE 2019

EMPLOYERS CONTRIBUTIONS	CATHERINE EWERS	RICHARD SWANTON	DANIEL SWANTON	CATRINA SWANTON	TOTAL
JULY 2012	0.00	0.00	0.00	0.00	0.00
AUGUST 2012	0.00	0.00	0.00	0.00	0.00
SEPTEMBER 2012	0.00	0.00	0.00	0.00	0.00
OCTOBER 2012	0.00	0.00	0.00	0.00	0.00
NOVEMBER 2012	0.00	0.00	0.00	0.00	0.00
DECEMBER 2012	0.00	0.00	0.00	0.00	0.00
JANUARY 2013	0.00	0.00	0.00	0.00	0.00
FEBRUARY 2013	0.00	0.00	0.00	0.00	0.00
MARCH 2013	0.00	0.00	0.00	0.00	0.00
APRIL 2013	0.00	0.00	0.00	0.00	0.00
MAY 2013	0.00	0.00	0.00	0.00	0.00
JUNE 2013	0.00	0.00	0.00	0.00	0.00
<b>TOTAL EMPLOYER CONTRIBUTIONS</b>	<b>0.00</b>	<b>0.00</b>	<b>0.00</b>	<b>0.00</b>	<b>0.00</b>

CATHERINE MONTAGUE SUPERANNUATION FUND  
MEMBERS ACCOUNTS  
AS AT 30 JUNE 2019

MEMBERS CONTRIBUTIONS	CATHERINE EWERS	RICHARD SWANTON	DANIEL SWANTON	CATRINA SWANTON	TOTAL
S.82AAT CONTRIBUTION (SHARES)	0.00	0.00	0.00	0.00	0.00
CASH CONTRIBUTIONS	0.00	0.00	0.00	0.00	0.00
ATO CO CONTRIBUTIONS	0.00	0.00	0.00	0.00	0.00
<b>TOTAL MEMBER CONTRIBUTIONS</b>	<b>0.00</b>	<b>0.00</b>	<b>0.00</b>	<b>0.00</b>	<b>0.00</b>
REPRESENTED BY:					
NON CONCESSIONAL CONTRIBUTIONS	0.00	0.00	0.00	0.00	0.00
CONCESSIONAL CONTRIBUTIONS	0.00	0.00	0.00	0.00	0.00
<b>TOTAL MEMBER CONTRIBUTIONS</b>	<b>0.00</b>	<b>0.00</b>	<b>0.00</b>	<b>0.00</b>	<b>0.00</b>

CATHERINE MONTAGUE SUPERANNUATION FUND  
 BENEFITS TRANSFERRED IN  
 AS AT 30 JUNE 2019

BENEFITS TRANSFERRED IN	CATHERINE EWERS	RICHARD SWANTON	DANIEL SWANTON	CATRINA SWANTON	TOTAL
AUSFUND	0.00	0.00	0.00	0.00	0.00
AMP SUPER	0.00	0.00	0.00	0.00	0.00
FIRST STATE SUPER	0.00	0.00	0.00	0.00	0.00
INGS SUPER	0.00	0.00	0.00	0.00	0.00
<b>TOTAL BENEFITS TRANSFERRED IN</b>	<b>0.00</b>	<b>0.00</b>	<b>0.00</b>	<b>0.00</b>	<b>0.00</b>
REPRESENTED BY:					
CONTRIBUTIONS SEGMENT	0.00	0.00	0.00	0.00	0.00
CRYSTALLISED SEGMENT	0.00	0.00	0.00	0.00	0.00
TAXABLE COMPONENT	0.00	0.00	0.00	0.00	0.00
<b>TOTAL BENEFITS TRANSFERRED IN</b>	<b>0.00</b>	<b>0.00</b>	<b>0.00</b>	<b>0.00</b>	<b>0.00</b>

**CATHERINE MONTAGUE SUPERANNUATION FUND  
MEMBERS ACCOUNTS  
AS AT 30 JUNE 2019**

EARNINGS RATE	2019	2018	2017	2016	2015	2014
<b>OPENING BALANCE OF FUND</b>	<b>2,594,047.99</b>	<b>2,537,869.64</b>	<b>2,498,918.14</b>	<b>2,584,855.98</b>	<b>2,555,330.14</b>	<b>0.00</b>
NET FUND EARNINGS						
EARNINGS FOR YEAR	971,343.13	168,669.71	218,247.09	67,246.98	110,554.47	0.00
TAX APPLICABLE TO EARNINGS	595.76	-1,788.95	6,319.84	7,141.10	7,701.59	0.00
<b>NET FUND EARNINGS</b>	<b>971,938.89</b>	<b>166,880.76</b>	<b>224,566.93</b>	<b>74,388.08</b>	<b>118,256.06</b>	<b>0.00</b>
<b>AVERAGE EARNING RATE</b>	<b>37.47%</b>	<b>6.58%</b>	<b>8.99%</b>	<b>2.88%</b>	<b>4.63%</b>	<b>ERR</b>

**AVERAGE 5 YEAR RATE**                      12.11%                      6.15%                      5.50%                      3.75%                      4.63%                      ERR

CATHERINE MONTAGUE SUPERANNUATION FUND  
 INCOME TAX EXPENSE CALCULATION WORKSHEET  
 FOR THE YEAR ENDED 30 JUNE 2019

DESCRIPTION	INCOME TAX EXPENSE		PROVISION FOR TAX	FUTURE INCOME TAX BENEFIT		PROVISION FOR DEFERRED TAX		
	EXPENSE			OPENING BALANCE	MOVEMENT	OPENING BALANCE	MOVEMENT	CLOSING BALANCE
ACCRUED BENEFITS FROM OPERATIONS	971,343.00		-971,343.00					
<b>PERMANENT DIFFERENCES</b>								
PENALTIES & FINES	0.00		0.00					
IMPUTATION CREDITS	9,101.00		-9,101.00					
FOREIGN TAX CREDITS	0.00		0.00					
WITHHOLDING TAX	0.00		0.00					
NON ASSESSABLE PORTION OF TRUST DISTRIBUTIONS	0.00		0.00					
NON ASSESSABLE TRUST								
CAPITAL GAINS	0.00		0.00					
NON ASSESSABLE PORTION OF REALISED CAPITAL GAINS	0.00		0.00					
NON ASSESSABLE PORTION OF UNREALISED CAPITAL GAINS	0.00		0.00					
EXEMPT PENSION INCOME	-87,068.00		87,068.00					
1/3 DISCOUNT ON UNREALISED CAPITAL GAINS	-278,891.00		278,891.00					
<b>TIMING DIFFERENCES</b>								
TAX DEFERRED TRUST DISTRIBUTIONS			0.00					
UNREALISED CAPITAL GAINS			\$836,672.00			36,659.01	278,891.00	315,550.01
CAPITAL LOSSES								
OPENING BALANCE			0.00					
CLOSING BALANCE						0.00	0.00	0.00
less PERMANENT DIFFERENCE DISC ON UNREALISED CAP GAINS			-278,891.00					
<b>TOTAL ASSESABLE INCOME</b>	614,485.00		-56,704.00	0.00	0.00	36,659.01	278,891.00	315,550.01
TAX PAYABLE AT 15%	92,172.75		-8,505.60	0.00	0.00	5,498.85	41,833.65	47,332.50
IMPUTATION CREDITS	-9,101.36		9,101.36					
FOREIGN TAX CREDITS	0.00		0.00					
TFN TAX	0.00		0.00					
<b>TOTAL TAX PAYABLE</b>	83,071.39		595.76	0.00	0.00	5,498.85	41,833.65	47,332.50

MANAGED FUND TAX ADJUSTMENTS	IMPUTATION CREDITS	FOREIGN TAX CREDITS	TAX FREE INCOME	TAX DEF INCOME	DISCOUNT CAP GAINS	TFN TAX
B/FWD PREVIOUS YEAR	0.00	0.00	0.00	0.00	0.00	0.00
DIRECT EQUITIES	9,101.36	0.00	0.00	0.00	0.00	0.00
PLATINUM INT FUND	0.00	0.00	0.00	0.00	0.00	0.00
PLATINUM HEALTH FUND	0.00	0.00	0.00	0.00	0.00	0.00
CHALLENGER MANAGED FUNDS	0.00	0.00	0.00	0.00	0.00	0.00
COLONIAL MANAGED FUNDS - NO 1	0.00	0.00	0.00	0.00	0.00	0.00
CREDIT SUISSE MANAGED FUNDS	0.00	0.00	0.00	0.00	0.00	0.00
ING MANAGED FUNDS	0.00	0.00	0.00	0.00	0.00	0.00
MACQUARIE MANAGED FUNDS	0.00	0.00	0.00	0.00	0.00	0.00
PERPETUAL MANAGED FUNDS	0.00	0.00	0.00	0.00	0.00	0.00
C/FWD END OF YEAR	0.00	0.00	0.00	0.00	0.00	0.00
TOTALS	9,101.36	0.00	0.00	0.00	0.00	0.00



User ID PCUGWN4

12 Sep 2019 07:05:10 (EST)

<b>Current client</b> CATHERINE MONTAGUE SUPERANNUATION FUND	<b>TFN</b> 829722757	<b>ABN</b> 92847085354
<b>Represented by</b> STIRLING WARTON TAYLOR PTY LIMITED		
<b>Account name</b> CATHERINE MONTAGUE SUPERANNUATION FUND	<b>Number</b> 829722757/00551	<b>Description</b> Income Tax Account

### Itemised account - by Tax Office processed date

- ERROR: No transactions have been processed on this account for this period.

Transactions processed by the Tax Office during the period:

From 1 July 2018 To 12 September 2019

Please refer to the Error Log for details of any errors.

Home | Search | My Profile | My Account | My Alerts | My Settings | My Reports | My Documents | My History | My Preferences | My Notifications | My Security | My Privacy | My Help | My Feedback

\*\*\* No transactions found \*\*\*



Tax Agent Portal

User ID PCUGWN4

12 Sep 2019 07:05:55 (EST)

<b>Current client</b> CATHERINE MONTAGUE SUPERANNUATION FUND	<b>TFN</b> 829722757	<b>ABN</b> 92847085354
<b>Represented by</b> STIRLING WARTON TAYLOR PTY LIMITED		
<b>Account name</b> CATHERINE MONTAGUE SUPERANNUATION FUND	<b>Number</b> 92847085354	<b>Description</b> Integrated Client Account

Itemised account - by Tax Office processed date

Opening balance	\$2,726.00	CR	◀ ▶
Closing balance	\$2,726.00	CR	◀ ▶
Estimated general interest charge	\$0.00		
Total payable if paid on	12	September	2019
			\$0.00

Transactions processed by the Tax Office during the period:

From 1 July 2018 To 12 September 2019

Process date	Effective date	Transaction description	Debit amount	Credit amount	Balance
01 Jul 2018		Opening balance			\$2,726.00 CR
19 Jul 2018	18 Jul 2018	Payment received		\$2,915.00	\$5,641.00 CR
27 Jul 2018		Self assessed amount(s) for the period ended 30 Jun 18	\$0.00		
	30 Jul 2018	- goods and services tax	\$2,915.00		\$2,726.00 CR
02 Oct 2018	01 Oct 2018	Payment received		\$2,616.00	\$5,342.00 CR
08 Oct 2018		Self assessed amount(s) for the period ended 30 Sep 18	\$0.00		
	29 Oct 2018	- goods and services tax	\$2,616.00		\$2,726.00 CR
07 Feb 2019	06 Feb 2019	Payment received		\$2,715.00	\$5,441.00 CR
13 Feb 2019		Self assessed amount(s) for the period ended 31 Dec 18	\$0.00		
	28 Feb 2019	- goods and services tax	\$2,715.00		\$2,726.00 CR
16 Apr 2019	15 Apr 2019	Payment received		\$1,455.00	\$4,181.00 CR
23 Apr 2019		Self assessed amount(s) for the period ended 31 Mar 19	\$0.00		
	29 Apr 2019	- goods and services tax	\$1,455.00		\$2,726.00 CR
08 Jul 2019	05 Jul 2019	Payment received		\$3,283.00	\$6,009.00 CR
12 Jul 2019		Self assessed amount(s) for the period ended 30 Jun 19	\$0.00		
	29 Jul 2019	- goods and services tax	\$3,283.00		\$2,726.00 CR
12 Sep 2019		Closing balance			\$2,726.00 CR



Morley Commercial Pty Ltd  
ACN 156 631 506

Estate agents and  
property managers

Level 4, Building 5  
658 Church Street  
Richmond VIC 3121

morley  
commercial  
.com.au

Directors  
Andrew Morley  
James Lie

T 03 9426 5000  
F 03 9421 6570

# Morley

9 September, 2019

**Re:** Opinion of Sale Value  
**Property:** 23 Beatty Avenue, Armadale

**Mr Catherine Ewers**

Dear Catherine,

CAM Superannuation P/L  
23 Beatty Avenue P/L

Thank you for the opportunity to discuss the above property.

**Via Email:**

ewerscatherine@gmail.com

It is our opinion that the property has a current value in the vicinity of \$3,000,000.

We would be pleased to assist with the marketing of the property if required and can forward a proposed advertising schedule on request.

Should you have any queries or require further information please contact the undersigned.

Yours Sincerely,



**James Lie**  
Director

0434 641 482  
jlle@morleycommercial.com.au

## Disclaimer

While due care has been taken in preparing the information contained in this document, Morley Commercial Pty Ltd (the Company) does not make any promise or give any warranty as to the achievability or reasonableness of any particular sale price or outcome. Results and outcomes are influenced by various factors beyond the control of the Company, including the market conditions at the time of transaction and the competition for the property. This document has been prepared without taking into account the particular objectives, financial situation or needs of any person and in reliance on information given to us which we have not verified. To the extent permitted by law, neither the Company, nor its directors nor its employees accept any liability, including liability arising from the use of the information in the document. This document is current only at the date it is produced and the views are subject to change based on various factors, including market conditions. Neither the Company, nor its directors nor employees accept any responsibility to update this document.

	Date	Dividend Received	Dividends Received				Withholding Tax
			For Period 01/07/2018 to 30/06/2019	Re-Invest	Franked Amount	Unfranked Amount	
<b>SHARES IN LISTED COMPANIES</b>							
ANZ BANK ORDINARY FULLY PAID	02/07/2018	1047.20	-	1047.20	-	-	-
ANZ BANK ORDINARY FULLY PAID	18/12/2018	1047.20	-	1047.20	-	-	-
BHP BLT ORDINARY FULLY PAID	25/09/2018	1948.00	-	1948.00	-	-	-
BHP BLT ORDINARY FULLY PAID	30/01/2019	3108.03	-	3108.03	-	-	-
BHP BLT ORDINARY FULLY PAID	26/03/2019	1717.77	-	1717.77	-	-	-
CWLTH BANK ORDINARY FULLY PAID	28/09/2018	3993.99	-	3993.99	-	-	-
CWLTH BANK ORDINARY FULLY PAID	28/03/2019	3458.00	-	3458.00	-	-	-
CYBG PLC CDI1:1 FOREIGN							
EXEMPT LSE	15/02/2019	13.25	-	-	13.25	-	-
NAT. BANK ORDINARY FULLY PAID	05/07/2018	942.48	-	942.48	-	-	-
NAT. BANK ORDINARY FULLY PAID	14/12/2018	942.48	-	942.48	-	-	-
SOUTH32 ORDINARY FULLY PAID	11/10/2018	190.48	-	190.48	-	-	-
SOUTH32 ORDINARY FULLY PAID	04/04/2019	210.93	-	210.93	-	-	-
SHOPCEN AUS UNITS FULLY PAID							
SHOPCEN AUS UNITS FULLY PAID	30/08/2018	31.74	-	-	31.74	-	-
SHOPCEN AUS UNITS FULLY PAID							
SHOPCEN AUS UNITS FULLY PAID	29/01/2019	32.41	-	-	32.41	-	-
STAPLED SECURITIES							
STAPLED SECURITIES	09/10/2018	144.00	-	144.00	-	-	-
STHX MEDIA ORDINARY FULLY PAID	11/04/2019	135.00	-	135.00	-	-	-
STHX MEDIA ORDINARY FULLY PAID	12/10/2018	1343.40	-	1343.40	-	-	-
WOOLWORTHS ORDINARY FULLY PAID							
WOOLWORTHS ORDINARY FULLY PAID	05/04/2019	1007.55	-	1007.55	-	-	-
		21313.91	-	21236.51	77.40	-	-
		21313.91	-	21236.51	77.40	-	-
<b>Total</b>							



From First to Last by Investment  
**Audit Check Report**

Investment & entry/error details...

ANZ	OK	ANZ BANK ORDINARY FULLY PAID	
BHP	OK	BHP BLT ORDINARY FULLY PAID	
25/09/2018		Dividend	1948.00
30/01/2019		Dividend	3108.03
26/03/2019		Dividend	1717.77
CBA	OK	CWLTH BANK ORDINARY FULLY PAID	
CYB	OK	CYBG PLC CDI 1:1 FOREIGN EXEMPT LSE	
15/02/2019		Dividend	13.25
DJS	OK	D JONES 95 ORDINARY FULLY PAID	
NAB	OK	NAT. BANK ORDINARY FULLY PAID	
PGL	OK	PROGEN ORDINARY FULLY PAID	
S32	OK	SOUTH32 ORDINARY FULLY PAID	
11/10/2018		Dividend	190.48
04/04/2019		Dividend	210.93
SCP	OK	SHOPCENNAUS UNITS FULLY PAID STAPLED SECURITIES	
30/08/2018		Dividend	31.74
29/01/2019		Dividend	32.41
SXL	OK	STHXMEDIA ORDINARY FULLY PAID	
TDL	OK	TBG DIAGNOSTICS LIMITED ORDINARY FULLY PAID	
WOW	OK	WOOLWORTHS ORDINARY FULLY PAID	

*Handwritten signature*

*Handwritten signature*

*Handwritten signature*


**Investor Centre - Australia**


---

## Dividends & Payments

### Dividend & Payment Details

#### BHP GROUP LIMITED

Cam Superannuation Pty Ltd <CATHERINE MONTAGUE S/F> X\*\*\*\*\*3877

#### Summary

Class	ORDINARY FULLY PAID SHARES
Payment date	26/03/2019
Record date	8/03/2019
Payment type	Dividend
Payment rate	\$0.78080636
Securities on record date	2200
Payment method	Direct Credit
Payment reference	01040339
Gross amount	\$1,717.77
Total taxes	\$0.00
Deduction amount	\$0.00
Net amount	\$1,717.77

#### Taxes and Fees

Franked Amount	\$1,717.77
Unfranked Amount	\$0.00
Franking Credit	\$736.19
Withholding Tax	\$0.00

IMPORTANT NOTICE: The data shown is a summary for your information only. If you require information to complete your personal taxation return please refer to the individual Payment Advices or Annual Taxation Statements which can be located under the Statements & Documents tab above. The figures above are shown in the currency in which the particular payment was declared, unless the amount paid is in an alternative currency where it will be shown as "Amount Paid".

# Computershare Investor Centre - Australia

## Dividends & Payments

### Dividend & Payment Details

#### SOUTH32 LIMITED

Cam Superannuation Pty Ltd <CATHERINE MONTAGUE S/F> X\*\*\*\*\*3877

#### Summary

Class	ORDINARY FULLY PAID SHARES
Payment date	11/10/2018
Record date	14/09/2018
Payment type	Dividend
Payment rate	\$0.08658093
Securities on record date	2200
Payment method	Direct Credit
Payment reference	00986475
Gross amount	\$190.48
Total taxes	\$0.00
Deduction amount	\$0.00
Net amount	\$190.48

#### Taxes and Fees

Franked Amount	\$190.48
Unfranked Amount	\$0.00
Franking Credit	\$81.63
Withholding Tax	\$0.00

IMPORTANT NOTICE: The data shown is a summary for your information only. If you require information to complete your personal taxation return please refer to the individual Payment Advices or Annual Taxation Statements which can be located under the Statements & Documents tab above. The figures above are shown in the currency in which the particular payment was declared, unless the amount paid is in an alternative currency where it will be shown as "Amount Paid".

# Computershare Investor Centre - Australia

## Dividends & Payments

### Dividend & Payment Details

#### SOUTH32 LIMITED

Cam Superannuation Pty Ltd <CATHERINE MONTAGUE S/F> X\*\*\*\*\*3877

#### Summary

Payment date 4/04/2019  
 Record date 8/03/2019  
 Gross amount \$210.93  
 Net amount \$210.93  
 Total taxes \$0.00  
 Deduction amount \$0.00

#### Taxes and Fees

Franked Amount \$210.93  
 Unfranked Amount \$0.00  
 Franking Credit \$90.40  
 Withholding Tax \$0.00

This payment is comprised of:

Gross	Deductions		Tax	Net
<b>Dividend</b>				
Direct Credit	\$52.73	\$0.00	\$0.00	\$52.73
<b>Dividend</b>				
Direct Credit	\$158.20	\$0.00	\$0.00	\$158.20

IMPORTANT NOTICE: The data shown is a summary for your information only. If you require information to complete your personal taxation return please refer to the individual Payment Advices or Annual Taxation Statements which can be located under the Statements & Documents tab above. The figures above are shown in the currency in which the particular payment was declared, unless the amount paid is in an alternative currency where it will be shown as "Amount Paid".

# Computershare Investor Centre - Australia

## Dividends & Payments

### Dividend & Payment Details

#### NATIONAL AUSTRALIA BANK LIMITED

Cam Superannuation Pty Ltd <CATHERINE MONTAGUE S/F> X\*\*\*\*\*3877

#### Summary

Class	ORDINARY FULLY PAID SHARES
Payment date	5/07/2018
Record date	16/05/2018
Payment type	Dividend
Payment rate	\$0.99
Securities on record date	952
Payment method	Direct Credit
Payment reference	00524481
Gross amount	\$942.48
Total taxes	\$0.00
Deduction amount	\$0.00
Net amount	\$942.48

#### Taxes and Fees

Franked Amount	\$942.48
Unfranked Amount	\$0.00
Franking Credit	\$403.92
Withholding Tax	\$0.00

IMPORTANT NOTICE: The data shown is a summary for your information only. If you require information to complete your personal taxation return please refer to the individual Payment Advices or Annual Taxation Statements which can be located under the Statements & Documents tab above. The figures above are shown in the currency in which the particular payment was declared, unless the amount paid is in an alternative currency where it will be shown as "Amount Paid".




**Investor Centre - Australia**


---

## Dividends & Payments

### Dividend & Payment Details

#### NATIONAL AUSTRALIA BANK LIMITED

Cam Superannuation Pty Ltd <CATHERINE MONTAGUE S/F> X\*\*\*\*\*3877

#### Summary

Class	ORDINARY FULLY PAID SHARES
Payment date	14/12/2018
Record date	9/11/2018
Payment type	Dividend
Payment rate	\$0.99
Securities on record date	952
Payment method	Direct Credit
Payment reference	00518024
Gross amount	\$942.48
Total taxes	\$0.00
Deduction amount	\$0.00
Net amount	\$942.48

#### Taxes and Fees

Franked Amount	\$942.48
Unfranked Amount	\$0.00
Franking Credit	\$403.92
Withholding Tax	\$0.00

IMPORTANT NOTICE: The data shown is a summary for your information only. If you require information to complete your personal taxation return please refer to the individual Payment Advices or Annual Taxation Statements which can be located under the Statements & Documents tab above. The figures above are shown in the currency in which the particular payment was declared, unless the amount paid is in an alternative currency where it will be shown as "Amount Paid".

# Computershare Investor Centre - Australia

## Dividends & Payments

### Dividend & Payment Details

**CYBG PLC**

**Cam Superannuation Pty Ltd <CATHERINE MONTAGUE S/F> X\*\*\*\*\*3877**

#### Summary

Class	CHES DEPOSITARY INTERESTS
Payment date	15/02/2019
Record date	18/01/2019
Payment type	Dividend
Payment rate	£0.031
Securities on record date	238
Payment method	Direct Credit
Payment reference	00896484
Gross amount	£7.38
Total taxes	£0.00
Deduction amount	£0.00
Net amount	£7.38
Paid Amount	AUD 13.25

#### Taxes and Fees

Franked Amount	£7.38
Unfranked Amount	£0.00
Franking Credit	£0.00
Withholding Tax	£0.00

**IMPORTANT NOTICE:** The data shown is a summary for your information only. If you require information to complete your personal taxation return please refer to the individual Payment Advices or Annual Taxation Statements which can be located under the Statements & Documents tab above. The figures above are shown in the currency in which the particular payment was declared, unless the amount paid is in an alternative currency where it will be shown as "Amount Paid".


**Investor Centre - Australia**


---

## Dividends & Payments

### Dividend & Payment Details

#### AUSTRALIA and NEW ZEALAND BANKING GROUP

Cam Superannuation Pty Ltd <CATHERINE MONTAGUE S/F> X\*\*\*\*\*3877

#### Summary

Class	ORDINARY SHARES
Payment date	2/07/2018
Record date	15/05/2018
Payment type	Dividend
Payment rate	\$0.80
Securities on record date	1309
Payment method	Direct Credit
Payment reference	00228413
Gross amount	\$1,047.20
Total taxes	\$0.00
Deduction amount	\$0.00
Net amount	\$1,047.20

#### Taxes and Fees

Franked Amount	\$1,047.20
Unfranked Amount	\$0.00
Franking Credit	\$448.80
Withholding Tax	\$0.00

IMPORTANT NOTICE: The data shown is a summary for your information only. If you require information to complete your personal taxation return please refer to the individual Payment Advices or Annual Taxation Statements which can be located under the Statements & Documents tab above. The figures above are shown in the currency in which the particular payment was declared, unless the amount paid is in an alternative currency where it will be shown as "Amount Paid".

# Computershare Investor Centre - Australia

## Dividends & Payments

### Dividend & Payment Details

#### AUSTRALIA and NEW ZEALAND BANKING GROUP

Cam Superannuation Pty Ltd <CATHERINE MONTAGUE S/F> X\*\*\*\*\*3877

#### Summary

Class	ORDINARY SHARES
Payment date	18/12/2018
Record date	13/11/2018
Payment type	Dividend
Payment rate	\$0.80
Securities on record date	1309
Payment method	Direct Credit
Payment reference	00583080
Gross amount	\$1,047.20
Total taxes	\$0.00
Deduction amount	\$0.00
Net amount	\$1,047.20

#### Taxes and Fees

Franked Amount	\$1,047.20
Unfranked Amount	\$0.00
Franking Credit	\$448.80
Withholding Tax	\$0.00

IMPORTANT NOTICE: The data shown is a summary for your information only. If you require information to complete your personal taxation return please refer to the individual Payment Advices or Annual Taxation Statements which can be located under the Statements & Documents tab above. The figures above are shown in the currency in which the particular payment was declared, unless the amount paid is in an alternative currency where it will be shown as "Amount Paid".

# Payment Advice

## WOOLWORTHS GROUP

**All Registry communications to:**  
C/- Link Market Services Limited  
Locked Bag A14, Sydney South NSW 1235  
Telephone: 1300 368 664  
ASX Code: **WOW**  
Email: woolworths@linkmarketservices.com.au  
Website: [www.linkmarketservices.com.au](http://www.linkmarketservices.com.au)

### WOOLWORTHS GROUP LIMITED

ABN: 88 000 014 675

CAM SUPERANNUATION PTY LTD <CATHERINE MONTAGUE S/F A/C>  
1/16 DODSON AVE  
CRONULLA NSW  
2230

### DIVIDEND STATEMENT

Reference No.: X\*\*\*\*\*3877  
Payment Date: 05 April 2019  
Record Date: 01 March 2019

Security Description	Dividend Rate per Share	Participating Shares	Unfranked Amount	Franked Amount	Total Payment	Franking Credit
WOW - FPO	\$0.45	2,239	\$0.00	\$1,007.55	\$1,007.55	\$431.81

Less Withholding Tax

\$0.00

**Net Amount**

AUD 1,007.55

Represented By:

Direct Credit amount

AUD 1,007.55

### BANKING INSTRUCTIONS

The amount of AUD 1,007.55 was deposited to the bank account detailed below:

NATIONAL AUSTRALIA BANK

CATHERINE MONTAGUE S/F A/C

BSB: 083-004 ACC: \*\*\*\*\*5250

DIRECT CREDIT REFERENCE NO.: 1227341990

### FRANKING INFORMATION

Franked Rate per Share

\$0.45

Franking Percentage

100%

Company Tax Rate

30%

The total amount together with the franking credit (if any) should be disclosed as assessable income in your Australian tax return.

Note: You may require this statement for taxation purposes. All investors should seek independent advice relevant to their own particular circumstances.

Please ensure your details are current by viewing and updating via the online service centre.

# Payment Advice

## WOOLWORTHS GROUP

**All Registry communications to:**  
C/- Link Market Services Limited  
Locked Bag A14, Sydney South NSW 1235  
Telephone: 1300 368 664  
ASX Code: **WOW**  
Email: [woolworths@linkmarketservices.com.au](mailto:woolworths@linkmarketservices.com.au)  
Website: [www.linkmarketservices.com.au](http://www.linkmarketservices.com.au)

### WOOLWORTHS GROUP LIMITED

ABN: 88 000 014 675

CAM SUPERANNUATION PTY LTD <CATHERINE MONTAGUE S/F  
A/C>  
1/16 DODSON AVE  
CRONULLA NSW  
2230

### DIVIDEND STATEMENT

Reference No.: X\*\*\*\*\*3877  
Payment Date: 12 October 2018  
Record Date: 14 September 2018

Security Description	Dividend Rate per Share	Participating Shares	Unfranked Amount	Franked Amount	Total Payment	Franking Credit
WOW - FPO	\$0.50	2,239	\$0.00	\$1,119.50	\$1,119.50	\$479.79
WOW1 - SPECIAL DIVIDEND	\$0.10	2,239	\$0.00	\$223.90	\$223.90	\$95.96
			<b>\$0.00</b>	<b>\$1,343.40</b>	<b>\$1,343.40</b>	<b>\$575.75</b>

Less Withholding Tax \$0.00

**Net Amount** AUD 1,343.40

Represented By:

Direct Credit amount AUD 1,343.40

### BANKING INSTRUCTIONS

The amount of AUD 1,343.40 was deposited to the bank account detailed below:

NATIONAL AUSTRALIA BANK

CATHERINE MONTAGUE S/F A/C  
BSB: 083-004 ACC: \*\*\*\*\*6250

DIRECT CREDIT REFERENCE NO.: 1222219025

The final dividend for the period ended 24 June 2018 is comprised of a final ordinary dividend of \$0.50 per fully paid ordinary share and a special dividend of \$0.10 per fully paid ordinary share, both fully franked at the company tax rate of 30%.

The total amount together with the franking credit (if any) should be disclosed as assessable income in your Australian tax return.

**Note: You may require this statement for taxation purposes. All investors should seek independent advice relevant to their own particular circumstances.**

Please ensure your details are current by viewing and updating via the online service centre.

# Payment Advice

Commonwealth Bank



All Registry communications to:  
Commonwealth Bank of Australia  
Locked Bag A14, Sydney South, NSW, 1235  
Telephone: 1800 022 440  
ASX Code: CBA  
Email: [cba@linkmarketservices.com.au](mailto:cba@linkmarketservices.com.au)  
Website: [www.linkmarketservices.com.au](http://www.linkmarketservices.com.au)

## COMMONWEALTH BANK OF AUSTRALIA

ABN: 48 123 123 124

CAM SUPERANNUATION PTY LTD <CATHERINE MONTAGUE S/F  
A/C>  
1/16 DODSON AVE  
CRONULLA NSW  
2230

## DIVIDEND STATEMENT

Reference No.: X\*\*\*\*\*3877  
Payment Date: 28 March 2019  
Record Date: 14 February 2019

Security Description	Dividend Rate per Share	Participating Shares	Unfranked Amount	Franked Amount	Total Payment	Franking Credit
CBA - ORDINARY SHARES	\$2.00	1,729	\$0.00	\$3,458.00	\$3,458.00	\$1,482.00

Less Withholding Tax \$0.00

**Net Amount** AUD 3,458.00

Represented By:

Direct Credit amount AUD 3,458.00

## BANKING INSTRUCTIONS

The amount of AUD 3,458.00 was deposited to the bank account detailed below:

NATIONAL AUSTRALIA BANK

CAM SUPERANNUATION PTY LTD <CATHERINE MONTAGUE S/F  
BSB: 083-004 ACC: \*\*\*\*\*5250

DIRECT CREDIT REFERENCE NO.: 1224792675

## FRANKING INFORMATION

Franked Rate per Share	\$2.00
Franking Percentage	100%
Company Tax Rate	30%

## New Zealand Imputation Credit in NZD

\$86.45

Attached to this dividend is a New Zealand Imputation Credit of NZ\$0.05 per share. The only Commonwealth Bank shareholders who may obtain benefits from the New Zealand Imputation Credits are New Zealand resident taxpayers who meet certain other requirements. If you require further information, we recommend you talk to your tax advisor or the New Zealand Inland Revenue Department.

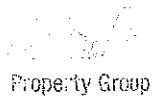
For the avoidance of doubt, the offer of the Dividend Reinvestment Plan (DRP) to the public in New Zealand is made in compliance with Australian law and any code, rules or other requirements relating to the offer of the DRP in Australia.

The total amount together with the franking credit (if any) should be disclosed as assessable income in your Australian tax return.

**Note: You may require this statement for taxation purposes. All investors should seek independent advice relevant to their own particular circumstances.**

Please ensure your details are current by viewing and updating via the online service centre.

# Payment Advice



Property Group

Shopping Centres Australasia Property Group RE Limited  
ABN 47 158 809 851 AFS Licence 426603 as responsible entity of the Shopping Centres  
Australasia Property Retail Trust ARSN 160 612 788 and as responsible entity of the  
Shopping Centres Australasia Property Management Trust ARSN 160 612 626 (SCA Property Group)

All Registry communications to:  
C/- Link Market Services Limited  
Locked Bag A14, Sydney South, NSW, 1235  
Telephone: +61 1300 318 976  
ASX Code: SCP  
Email: [registrars@linkmarketservices.com.au](mailto:registrars@linkmarketservices.com.au)  
Website: [www.linkmarketservices.com.au](http://www.linkmarketservices.com.au)

## SCA PROPERTY GROUP

ABN: 47 158 809 851

CAM SUPERANNUATION PTY LTD <CATHERINE MONTAGUE S/F  
A/C>  
1/16 DODSON AVE  
CRONULLA NSW  
2230

## DISTRIBUTION STATEMENT

Reference No.: X\*\*\*\*\*3877  
Payment Date: 30 August 2018  
Record Date: 29 June 2018

Security Description	Rate per Unit	Participating Units	Distribution Amount	Unfranked Amount	Franked Amount	Total Payment	Franking Credit
SCP - STAPLED UNITS	\$0.071	447	\$31.74	\$0.00	\$0.00	\$31.74	\$0.00
			Less Withholding Tax			\$0.00	
			<b>Net Amount</b>			AUD 31.74	
			Represented By:				
			Direct Credit amount			AUD 31.74	

## BANKING INSTRUCTIONS

The amount of AUD 31.74 was deposited to the bank account detailed below:

NATIONAL AUSTRALIA BANK

CAM SUPERANNUATION PTY LTD  
BSB: 083-004 ACC: \*\*\*\*\*5250

DIRECT CREDIT REFERENCE NO.: 1217725882

Note: You may require this statement for taxation purposes. All investors should seek independent advice relevant to their own particular circumstances.

Please ensure your details are current by viewing and updating via the online service centre.



# Payment Advice



Property Group

Shopping Centres Australasia Property Group RE Limited  
ABN 47 158 809 851 AFS Licence 426603 as responsible entity of the Shopping Centres  
Australasia Property Retail Trust ARSN 160 612 788 and as responsible entity of the  
Shopping Centres Australasia Property Management Trust ARSN 160 612 626 (SCA Property Group)

## SCA PROPERTY GROUP

ABN: 47 158 809 851

CAM SUPERANNUATION PTY LTD <CATHERINE MONTAGUE S/F  
A/C>  
1/16 DODSON AVE  
CRONULLA NSW  
2230

All Registry communications to:  
C/- Link Market Services Limited  
Locked Bag A14, Sydney South, NSW, 1235  
Telephone: +61 1300 318 976  
ASX Code: SCP  
Email: [registrars@linkmarketservices.com.au](mailto:registrars@linkmarketservices.com.au)  
Website: [www.linkmarketservices.com.au](http://www.linkmarketservices.com.au)

## DISTRIBUTION STATEMENT

Reference No.: X\*\*\*\*\*3877  
Payment Date: 29 January 2019  
Record Date: 31 December 2018

Security Description	Rate per Unit	Participating Units	Distribution Amount	Unfranked Amount	Franked Amount	Total Payment	Franking Credit
SCP - STAPLED UNITS	\$0.0725	447	\$32.41	\$0.00	\$0.00	\$32.41	\$0.00
			Less Withholding Tax			\$0.00	
			Net Amount			AUD 32.41	
			Represented By:				
			Direct Credit amount			AUD 32.41	

## BANKING INSTRUCTIONS

The amount of AUD 32.41 was deposited to the bank account detailed below:

NATIONAL AUSTRALIA BANK

CAM SUPERANNUATION PTY LTD  
BSB: 083-004 ACC: \*\*\*\*\*5250

DIRECT CREDIT REFERENCE NO.: 1224171551

Note: You may require this statement for taxation purposes. All investors should seek independent advice relevant to their own particular circumstances.

Please ensure your details are current by viewing and updating via the online service centre.

# Payment Advice

**Commonwealth**Bank



**All Registry communications to:**  
Commonwealth Bank of Australia  
Locked Bag A14, Sydney South, NSW, 1235  
Telephone: 1800 022 440  
ASX Code: **CBA**  
Email: [cba@linkmarketservices.com.au](mailto:cba@linkmarketservices.com.au)  
Website: [www.linkmarketservices.com.au](http://www.linkmarketservices.com.au)

## COMMONWEALTH BANK OF AUSTRALIA

ABN: 48 123 123 124

CAM SUPERANNUATION PTY LTD <CATHERINE MONTAGUE S/F  
A/C>  
1/16 DODSON AVE  
CRONULLA NSW  
2230

## DIVIDEND STATEMENT

Reference No.: X\*\*\*\*\*3877  
Payment Date: 28 September 2018  
Record Date: 16 August 2018

Security Description	Dividend Rate per Share	Participating Shares	Unfranked Amount	Franked Amount	Total Payment	Franking Credit
CBA - ORDINARY SHARES	\$2.31	1,729	\$0.00	\$3,993.99	\$3,993.99	\$1,711.71
				Less Withholding Tax		\$0.00
				<b>Net Amount</b>		AUD 3,993.99
				Represented By:		
				Direct Credit amount		AUD 3,993.99

### BANKING INSTRUCTIONS

The amount of AUD 3,993.99 was deposited to the bank account detailed below.

NATIONAL AUSTRALIA BANK

CAM SUPERANNUATION PTY LTD <CATHERINE MONTAGUE S/F  
BSB: 083-004 ACC: \*\*\*\*\*5250

DIRECT CREDIT REFERENCE NO.: 1218462069

### FRANKING INFORMATION

Franked Rate per Share	\$2.31
Franking Percentage	100%
Company Tax Rate	30%

### New Zealand Imputation Credit in NZD

\$103.74

Attached to this dividend is a New Zealand Imputation Credit of NZ\$0.06 per share. The only Commonwealth Bank shareholders who may obtain benefits from the New Zealand Imputation Credits are New Zealand resident taxpayers who meet certain other requirements. If you require further information, we recommend you talk to your tax advisor or the New Zealand Inland Revenue Department.

For the avoidance of doubt, the offer of the Dividend Reinvestment Plan (DRP) to the public in New Zealand is made in compliance with Australian law and any code, rules or other requirements relating to the offer of the DRP in Australia.

The total amount together with the franking credit (if any) should be disclosed as assessable income in your Australian tax return.

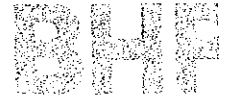
**Note: You may require this statement for taxation purposes. All investors should seek independent advice relevant to their own particular circumstances.**

Please ensure your details are current by viewing and updating via the online service centre.

## Investor Centre

[Recent Activity](#)**Dividends & Payments**[Transaction History](#)[Statements & Documents](#)

# Dividends & Payments

**Dividend & Payments Details**[View all Dividends & Payments](#)**Important Note****Important Note**

This is a summary only. If you require information to complete your personal taxation return please refer to the individual Payment Advices or Annual Taxation statements which can be located in the Statements & Documents tab above.

If a conversion of your Securities from Issuer Sponsored to CHESS or vice versa has occurred, the history displayed here will only show activity since that conversion took place.

If you require information which predates the oldest information displayed, as only a certain amount of data is retained on our system, this can be obtained by accessing the full site.

**BHP GROUP LIMITED****CAM SUPERANNUATION PTY LTD <CATHERINE MONTAGUE S/F A/C> X\*\*\*\*\*3877****Summary**

Class	ORDINARY FULLY PAID SHARES
Payment Date	30/01/2019
Record Date	11/01/2019
Payment Type	Dividend
Payment Rate	\$1.41274238
Shares on Record Date	2200
Payment Method	Direct Credit
Payment Reference	01055820
Gross Amount	\$3,108.03
Total Taxes	\$0.00
Deduction Amount	\$0.00
Net Amount	\$3,108.03

**Taxes and Fees**

*Base Amount	\$3,108.03
Unfranked Amount	\$0.00
AU Franking Credit	\$1,332.01
Tax Withheld	\$0.00

## Investor Centre

[Recent Activity](#)**Dividends & Payments**[Transaction History](#)[Statements & Docs](#)

## Dividends & Payments

### Dividend & Payments Details

[View all Dividends & Payments](#)

#### Important Note

##### Important Note

This is a summary only. If you require information to complete your personal taxation return please refer to the individual Payment Advices or Annual Taxation statements which can be located in the Statements & Documents tab above.

If a conversion of your Securities from Issuer Sponsored to CHESS or vice versa has occurred, the history displayed here will only show activity since that conversion took place.

If you require information which predates the oldest information displayed, as only a certain amount of data is retained on our system, this can be obtained by accessing the full site.

### SOUTHERN CROSS MEDIA GROUP

#### CAM SUPERANNUATION PTY LTD <CATHERINE MONTAGUE S/F A/C> X\*\*\*\*\*3877

##### Summary

Class	FULLY PAID ORDINARY SHARES
Payment Date	9/10/2018
Record Date	10/09/2018
Payment Type	Dividend
Payment Rate	\$0.04
Shares on Record Date	3600
Payment Method	Direct Credit
Payment Reference	00802164
Gross Amount	\$144.00
Total Taxes	\$0.00
Deduction Amount	\$0.00
Net Amount	\$144.00

##### Taxes and Fees

Franked Amount	\$144.00
Unfranked Amount	\$0.00
Franking Credit	\$61.71
Withholding Tax	\$0.00

## Investor Centre

[Recent Activity](#)**Dividends & Payments**[Transaction History](#)[Statements & Docs](#)

# Dividends & Payments

**Dividend & Payments Details**[View all Dividends & Payments](#)**Important Note****Important Note**

This is a summary only. If you require information to complete your personal taxation return please refer to the individual Payment Advices or Annual Taxation statements which can be located in the Statements & Documents tab above.

If a conversion of your Securities from Issuer Sponsored to CHES or vice versa has occurred, the history displayed here will only show activity since that conversion took place.

If you require information which predates the oldest information displayed, as only a certain amount of data is retained on our system, this can be obtained by accessing the full site.

**BHP LIMITED****CAM SUPERANNUATION PTY LTD <CATHERINE MONTAGUE S/F A/C> X\*\*\*\*\*3877****Summary**

Class	Not Available
Payment Date	25/09/2018
Record Date	Not Available
Payment Type	Dividend
Payment Rate	
Shares on Record Date	0
Payment Method	Direct Credit
Payment Reference	01048992
Gross Amount	\$1,948.00
Total Taxes	\$0.00
Deduction Amount	\$0.00
Net Amount	\$1,948.00

**Taxes and Fees**

Franked Amount	\$1,948.00
Unfranked Amount	\$0.00
Franking Credit	\$0.00
Withholding Tax	\$0.00



**NAB Business Everyday Account**  
 For further information call 13 22 65 for Personal Accounts or 13 10 12 for Business Accounts.

012/014504



CATHERINE MONTAGUE SUPER FUND  
 1  
 16 DODSON AVENUE  
 CRONULLA NSW 2230

**Account Balance Summary**

Opening balance	\$19,382.56	Cr
Total credits	\$16,409.32	
Total debits	\$13,787.11	
<b>Closing balance</b>	<b>\$22,004.77</b>	<b>Cr</b>

**Statement starts 1 June 2019**  
**Statement ends 28 June 2019**

**Outlet Details**

330 Collins Street  
 Ground Level, 330 Collins St  
 Melbourne VIC 3000

**Lending Investment & Insurance Enquiries**

Banker NAB Private Direct 2  
 Telephone number (02) 9466 7198

**Account Details**

CATHERINE MONTAGUE SUPERANNUATION FUND  
 BUSINESS EVERYDAY AC

BSB number 083-004  
 Account number 58-726-5250

**Transaction Details**

Date	Particulars	Debits	Credits	Balance
1 Jun 2019	Brought forward			19,382.56 Cr
3 Jun 2019	S4 23A Beatty Fertile and bloom 128594.....		3,622.66 *	23,005.22 Cr
14 Jun 2019	Cable Melbourne Cable Melbourne 141606.....		3,718.00 \	26,723.22 Cr
18 Jun 2019	23 Beatty Av Flat Saphira Enterpri 175029..... Saphira Rent Saphira Enterpri 175029.....		1,736.00 * 3,710.00 *	32,169.22 Cr
20 Jun 2019	Internet Bpay Srovic Land Tax 26263165..... Internet Bpay Srovic Land Tax 26264438..... Internet Bpay American Express 376087721551003.....	623.82 6,331.25 6,822.04		18,392.11 Cr
24 Jun 2019	Internet Transfer 23A Beatty Ave Fertile a Bloom .....		3,622.66 *	22,014.77 Cr
28 Jun 2019	<b>TRANSACTION SUMMARY</b>	<b>QUANTITY</b>	<b>U/COST</b>	<b>FEE</b>
	Electronic Deposit	5	\$0.00	\$0.00
	Electronic Withdrawal	3	\$0.00	\$0.00
	<b>Transaction Fees</b>			<b>\$0.00</b>
	<b>Flat Monthly Fee</b>			<b>\$10.00</b>
	<b>Total Fees Charged</b>			<b>\$10.00</b>
	Account Fees .....	10.00		22,004.77 Cr

179/78/04/M/014504/S/2276/1045519



**NAB Business Everyday Account**  
 For further information call 13 22 65 for Personal Accounts or 13 10 12 for Business Accounts.

012/013875

CATHERINE MONTAGUE SUPER FUND  
 I  
 16 DODSON AVENUE  
 CRONULLA NSW 2230

**Account Balance Summary**

Opening balance	\$18,131.63 Cr
Total credits	\$12,786.66
Total debits	\$11,535.73
<b>Closing balance</b>	<b>\$19,382.56 Cr</b>

**Statement starts 1 May 2019**  
**Statement ends 31 May 2019**

**Outlet Details**

330 Collins Street  
 Ground Level, 330 Collins St  
 Melbourne VIC 3000

**Account Details**

CATHERINE MONTAGUE SUPERANNUATION FUND  
 BUSINESS EVERYDAY AC  
 BSB number 083-004  
 Account number 58-726-5250

**Lending Investment & Insurance Enquiries**

Banker NAB Private Direct 2  
 Telephone number (02) 9466 7198

**Transaction Details**

Date	Particulars	Debits	Credits	Balance
				18,131.63 Cr
1 May 2019	Brought forward			
7 May 2019	Internet Transfer 23Beatty Ave Fandb fertile and Bloo .....		3,622.66 *	21,754.29 Cr
14 May 2019	Cable Melbourne Cable Melbourne 141606.....		3,718.00 *	
	Internet Bpay Asic 2291635895264.....	263.00		24,879.29 Cr
20 May 2019	Internet Transfer Accountant .....	330.00 *		
	23 Beatty Av Flat Saphira Enterpri 175029.....		1,736.00 *	
	Saphira Rent Saphira Enterpri 175029.....		3,710.00 *	
	Internet Bpay American Express 376087721551003.....	10,096.73		20,228.56 Cr
29 May 2019	Internet Bpay Stonnington Rates 3836038.....	836.00 *		19,392.56 Cr
31 May 2019	<b>TRANSACTION SUMMARY</b>	<b>QUANTITY</b>	<b>U/COST</b>	<b>FEE</b>
	Electronic Deposit	4	\$0.00	\$0.00
	Electronic Withdrawal	4	\$0.00	\$0.00
	<b>Transaction Fees</b>			<b>\$0.00</b>
	<b>Flat Monthly Fee</b>			<b>\$10.00</b>
	<b>Total Fees Charged</b>			<b>\$10.00</b>
	Account Fees .....	10.00 *		19,382.56 Cr

151/78/02/JM01/3875/S02.1298/1042595



**NAB Business Everyday Account**  
 For further information call 13 22 65 for Personal  
 Accounts or 13 10 12 for Business Accounts.

012/011900



CATHERINE MONTAGUE SUPER FUND

1  
 16 DODSON AVENUE  
 CRONULLA NSW 2230

**Account Balance Summary**

Opening balance	\$25,727.02	Cr
Total credits	\$14,140.14	
Total debits	\$21,735.53	
<b>Closing balance</b>	<b>\$18,131.63</b>	<b>Cr</b>

**Statement starts 30 March 2019**  
**Statement ends 30 April 2019**

**Outlet Details**

330 Collins Street  
 Ground Level, 330 Collins St  
 Melbourne VIC 3000

**Lending Investment & Insurance Enquiries**

Banker NAB Private Direct 2  
 Telephone number (02) 9466 7198

**Account Details**

CATHERINE MONTAGUE SUPERANNUATION FUND  
 BUSINESS EVERYDAY AC

BSB number 083-004  
 Account number 58-726-5250

**Transaction Details**

Date	Particulars	Debits	Credits	Balance
				25,727.02 Cr
30 Mar 2019	Brought forward			
2 Apr 2019	Internet Transfer cam super Beatty			
	Fertile andbloom		3,622.66	29,349.68 Cr
4 Apr 2019	RAU19/00981151 SOUTH32 Dividend		210.93	29,560.61 Cr
	458106			
5 Apr 2019	001227341990 WOW Itm Div		1,007.55	30,568.16 Cr
	516612			
11 Apr 2019	APR19/00802168 Sxl Payment		135.00	
	458106			
	Internet Transfer Engie 2180289	330.00		30,373.16 Cr
15 Apr 2019	Internet Bpay Tax Office Payments			
	928470853540860	1,455.00		28,918.16 Cr
16 Apr 2019	Cable Melbourne Cable Melbourne		3,718.00	32,636.16 Cr
	141606			
18 Apr 2019	23 Beatty Av Flat Saphira Enterpri		1,736.00	
	175029			
	Saphira Rent Saphira Enterpri		3,710.00	38,082.16 Cr
	175029			
23 Apr 2019	Internet Bpay South East Water			
	100253943000000	277.60		
	Internet Transfer visa from super			
	visa from super	9,662.93		
	376087721551003 American Express			
	000517	10,000.00		18,141.63 Cr
30 Apr 2019	<b>TRANSACTION SUMMARY</b>	<b>QUANTITY</b>	<b>U/COST</b>	<b>FEE</b>
	Electronic Deposit	7	\$0.00	\$0.00
	Electronic Withdrawal	6	\$0.00	\$0.00
	<b>Transaction Fees</b>			<b>\$0.00</b>
	<b>Flat Monthly Fee</b>			<b>\$10.00</b>
	<b>Total Fees Charged</b>			<b>\$10.00</b>
	Account Fees		10.00	18,131.63 Cr

1207802/M411900/S617613/803525





**NAB Business Everyday Account**  
 For further information call 13 22 65 for Personal  
 Accounts or 13 10 12 for Business Accounts.

012/009809



CATHERINE MONTAGUE SUPER FUND  
 1  
 16 DODSON AVENUE  
 CRONULLA NSW 2230

**Account Balance Summary**

Opening balance	\$20,535.87	Cr
Total credits	\$14,339.77	
Total debits	\$9,148.62	
<b>Closing balance</b>	<b>\$25,727.02</b>	<b>Cr</b>

**Statement starts 1 March 2019**  
**Statement ends 29 March 2019**

**Outlet Details**

330 Collins Street  
 Ground Level, 330 Collins St  
 Melbourne VIC 3000

**Lending Investment & Insurance Enquiries**

Banker NAB Private Direct 2  
 Telephone number (02) 9466 7198

**Account Details**

CATHERINE MONTAGUE SUPERANNUATION FUND  
 BUSINESS EVERYDAY AC  
 BSB number 083-004  
 Account number 58-726-5250

**Transaction Details**


Date	Particulars	Debits	Credits	Balance
1 Mar 2019	Brought forward			20,535.87 Cr
12 Mar 2019	Cable Melbourne Cable Melbourne 141606.....		3,718.00*	24,253.87 Cr
18 Mar 2019	23 Beatty Av Flat Saphira Enterpri 175029..... Saphira Rent Saphira Enterpri 175029.....		1,736.00 * 3,710.00 *	29,699.87 Cr
20 Mar 2019	Internet Transfer visa from super visa from super .....	8,226.77		21,473.10 Cr
26 Mar 2019	AI379/01040339 BHP Group Div 458106.....		1,717.77 *	22,629.87 Cr
28 Mar 2019	Internet Transfer Feb statement .....	561.00 *		22,629.87 Cr
28 Mar 2019	001224792675 CBA Itm Div 401507.....		3,458.00 *	26,087.87 Cr
29 Mar 2019	TRANSACTION SUMMARY	QUANTITY	U/COST	FEE
	Electronic Deposit	5	\$0.00	\$0.00
	Electronic Withdrawal	2	\$0.00	\$0.00
	<b>Transaction Fees</b>			<b>\$0.00</b>
	<b>Flat Monthly Fee</b>			<b>\$10.00</b>
	<b>Total Fees Charged</b>			<b>\$10.00</b>
	Account Fees .....		10.00 *	
	Internet Transfer engie 2178137 .....		350.85 *	25,727.02 Cr

018/178/04/0000000/0014101/1023661



**NAB Business Everyday Account**  
 For further information call 13 22 65 for Personal  
 Accounts or 13 10 12 for Business Accounts.

012/012053

  
 CATHERINE MONTAGUE SUPER FUND  
 1  
 16 DODSON AVENUE  
 CRONULLA NSW 2230

**Account Balance Summary**

Opening balance	\$22,859.64	Cr
Total credits	\$12,799.91	
Total debits	\$15,123.68	
<b>Closing balance</b>	<b>\$20,535.87</b>	<b>Cr</b>

**Statement starts 1 February 2019**  
**Statement ends 28 February 2019**

**Outlet Details**

330 Collins Street  
 Ground Level, 330 Collins St  
 Melbourne VIC 3000

**Lending Investment & Insurance Enquiries**

Banker NAB Private Direct 2  
 Telephone number (02) 9466 7198

**Account Details**

CATHERINE MONTAGUE SUPERANNUATION FUND  
 BUSINESS EVERYDAY AC  
 BSB number 083-004  
 Account number 58-726-5250

**Transaction Details**

Date	Particulars	Debits	Credits	Balance
1 Feb 2019	Brought forward			22,859.64 Cr
5 Feb 2019	Internet Transfer CATH009 .....	746.85 •		
	Internet Transfer Inv11870 M taylor .....	1,100.00 •		
	Internet Transfer Inv11871 M Taylor .....	3,300.00 •		17,712.79 Cr
6 Feb 2019	Internet Bpay Stonnington Rates			
	3836038 .....	836.00		
	Internet Bpay Tax Office Payments			
	454116027476960 .....	1,034.00		
	Internet Bpay Tax Office Payments			
	928470853540860 .....	2,715.00		13,127.79 Cr
12 Feb 2019	Cable Melbourne Cable Melbourne			
	141606 .....		3,718.00 •	16,845.79 Cr
15 Feb 2019	AU002/00896484 Cybg Dividend			
	458106 .....		13.25 •	16,859.04 Cr
18 Feb 2019	23 Beatty Av Flat Saphira Enterpri			
	175029 .....		1,736.00 •	
	Saphira Rent Saphira Enterpri			
	175029 .....		3,710.00 •	22,305.04 Cr
21 Feb 2019	376087721551003 American Express			
	000517 .....	5,381.83		16,923.21 Cr
25 Feb 2019	Internet Transfer 23A Beatty Ave			
	Fertile a Bloom .....		3,622.66 •	20,545.87 Cr
28 Feb 2019	<b>TRANSACTION SUMMARY</b>	<b>QUANTITY</b>	<b>U/COST</b>	<b>FEE</b>
	Electronic Deposit	5	\$0.00	\$0.00
	Electronic Withdrawal	7	\$0.00	\$0.00
	<b>Transaction Fees</b>			<b>\$0.00</b>
	<b>Flat Monthly Fee</b>			<b>\$10.00</b>
	<b>Total Fees Charged</b>			<b>\$10.00</b>
	Account Fees .....	10.00 •		20,535.87 Cr

055178/02/MG12053/S017899/11055797



**NAB Business Everyday Account**  
 For further information call 13 22 65 for Personal Accounts or 13 10 12 for Business Accounts.

012/011717



CATHERINE MONTAGUE SUPER FUND  
 1  
 16 DODSON AVENUE  
 CRONULLA NSW 2230

**Account Balance Summary**

Opening balance	\$19,569.07 Cr
Total credits	\$15,784.10
Total debits	\$12,493.53
<b>Closing balance</b>	<b>\$22,859.64 Cr</b>

Statement starts 1 January 2019  
 Statement ends 31 January 2019

**Outlet Details**

330 Collins Street  
 Ground Level, 330 Collins St  
 Melbourne VIC 3000

**Lending Investment & Insurance Enquiries**

Banker NAB Private Direct 2  
 Telephone number (02) 9466 7198

**Account Details**

CATHERINE MONTAGUE SUPERANNUATION FUND  
 BUSINESS EVERYDAY AC  
 BSB number 083-004  
 Account number 58-726-5250

**Transaction Details**

Date	Particulars	Debits	Credits	Balance
1 Jan 2019	Brought forward			19,569.07 Cr
14 Jan 2019	Cable Melbourne Cable Melbourne 141606.....		3,575.00 *	23,144.07 Cr
15 Jan 2019	Internet Transfer clean Beatty .....	291.20 *		22,852.87 Cr
16 Jan 2019	Internet Bpay South East Water 100253943000000.....	272.85 *		21,876.02 Cr
17 Jan 2019	Internet Transfer Cath 009 engie .....	704.00 *		15,990.24 Cr
18 Jan 2019	Internet Bpay American Express 376087721551003.....	5,885.78		17,502.92 Cr
18 Jan 2019	23 Beatty Av Flat Saphira Enterpri 175029.....		1,736.00 *	19,238.92 Cr
18 Jan 2019	Saphira Rent Saphira Enterpri 175029.....		3,710.00 *	22,948.92 Cr
21 Jan 2019	Internet Transfer new toilet door .....	1,239.70 *		21,709.22 Cr
22 Jan 2019	Internet Transfer port douglas dep.....	1,500.00		20,209.22 Cr
22 Jan 2019	Internet Transfer dep port douglas C Ewers.....	1,600.00		18,609.22 Cr
23 Jan 2019	Internet Transfer 23A Beatty Ave Fertile a Bloom .....		3,622.66 *	15,000.00 Cr
29 Jan 2019	001224171551 SCP Dst 489342.....		32.41 *	14,967.59 Cr
30 Jan 2019	Internet Transfer port douglas dep .....	990.00		13,977.59 Cr
30 Jan 2019	AS378/01055820 BHP Group Div 458106.....		3,108.03 *	10,869.56 Cr
31 Jan 2019	TRANSACTION SUMMARY	QUANTITY	U/COST	FEE
	Electronic Deposit	6	\$0.00	\$0.00
	Electronic Withdrawal	8	\$0.00	\$0.00
	<b>Transaction Fees</b>			<b>\$0.00</b>
	<b>Flat Monthly Fee</b>			<b>\$10.00</b>
	<b>Total Fees Charged</b>			<b>\$10.00</b>
	Account Fees .....	10.00 *		22,859.64 Cr

031718/02/M011717/50/1714/1034227



**NAB Business Everyday Account**  
 For further information call 13 22 65 for Personal Accounts or 13 10 12 for Business Accounts.

012/001255



CATHERINE MONTAGUE SUPER FUND  
 1  
 16 DODSON AVENUE  
 CRONULLA NSW 2230

**Account Balance Summary**

Opening balance	\$13,475.63	Cr
Total credits	\$14,633.34	
Total debits	\$8,539.90	
<b>Closing balance</b>	<b>\$19,569.07</b>	<b>Cr</b>

**Statement starts 1 December 2018**  
**Statement ends 31 December 2018**

**Outlet Details**

330 Collins Street  
 Ground Level, 330 Collins St  
 Melbourne VIC 3000

**Lending Investment & Insurance Enquiries**

Banker NAB Private Direct 2  
 Telephone number (02) 9466 7198

**Account Details**

CATHERINE MONTAGUE SUPERANNUATION FUND  
 BUSINESS EVERYDAY AC  
 BSB number 083-004  
 Account number 58-726-5250

**Transaction Details**

Date	Particulars	Debits	Credits	Balance
1 Dec 2018	Brought forward			13,475.63 Cr
10 Dec 2018	Internet Bpay Nas Insurance Broker 17236692137	2,569.12*		10,906.51 Cr
13 Dec 2018	Cable Melbourne Cable Melbourne 141606		3,575.00	14,481.51 Cr
14 Dec 2018	DV192/00518024 NAB Final Div 002473		942.48	15,423.99 Cr
17 Dec 2018	Internet Bpay American Express 376087721551003	3,620.87		
	Internet Transfer visa from super		1,989.06	
	Internet Transfer 2147345 Fire	350.85		9,463.21 Cr
18 Dec 2018	A066/00583080 ANZ Dividend 397204		1,047.20	
	23 Beatty Av Flat Saphira Enterpri 175029		1,736.00	
	Saphira Rent Saphira Enterpri 175029		3,710.00	15,956.41 Cr
28 Dec 2018	Internet Transfer 23A Beatty Ave Fertile a Bloom		3,622.66	19,579.07 Cr
31 Dec 2018	<b>TRANSACTION SUMMARY</b>	<b>QUANTITY</b>	<b>U/COST</b>	<b>FEE</b>
	Electronic Deposit	6	\$0.00	\$0.00
	Electronic Withdrawal	4	\$0.00	\$0.00
	<b>Transaction Fees</b>			<b>\$0.00</b>
	<b>Flat Monthly Fee</b>			<b>\$10.00</b>
	<b>Total Fees Charged</b>			<b>\$10.00</b>
	Account Fees	10.00		19,569.07 Cr

36578/05/M001255/5002043/1004085



**NAB Business Everyday Account**  
 For further information call 13 22 65 for Personal Accounts or 13 10 12 for Business Accounts.

012/013686



CATHERINE MONTAGUE SUPER FUND  
 1  
 16 DODSON AVENUE  
 CRONULLA NSW 2230

**Account Balance Summary**

Opening balance	\$13,696.69	Cr
Total credits	\$12,643.66	
Total debits	\$12,864.72	
<b>Closing balance</b>	<b>\$13,475.63</b>	<b>Cr</b>

**Statement starts 1 November 2018**  
**Statement ends 30 November 2018**

**Outlet Details**

330 Collins Street  
 Ground Level, 330 Collins St  
 Melbourne VIC 3000

**Lending Investment & Insurance Enquiries**

Banker NAB Private Direct 2  
 Telephone number (02) 9466 7198

**Account Details**

CATHERINE MONTAGUE SUPERANNUATION FUND  
 BUSINESS EVERYDAY AC  
 BSB number 083-004  
 Account number 58-726-5250

**Transaction Details**

Date	Particulars	Debits	Credits	Balance
1 Nov 2018	Brought forward			13,696.69 Cr
12 Nov 2018	Cable Melbourne Cable Melbourne 141606.....		3,575.00*	17,271.69 Cr
14 Nov 2018	Internet Bpay Srovic Land Tax 19295614.....	172.93		
	Internet Bpay Stonnington Rates 3836038.....	836.00		
	Internet Bpay Srovic Land Tax 19296872.....	1,363.75		14,899.01 Cr
19 Nov 2018	23 Beatty Av Flat Saphira Enterpri 175029.....		1,736.00*	20,345.01 Cr
	Saphira Rent Saphira Enterpri 175029.....		3,710.00.	20,345.01 Cr
20 Nov 2018	Internet Bpay American Express 376087721551003.....	9,882.04		10,462.97 Cr
23 Nov 2018	Internet Transfer 23A Beatty Ave Fertile a Bloom .....		3,622.66*	14,085.63 Cr
28 Nov 2018	Internet Transfer doors locks flat .....	600.00*		13,485.63 Cr
30 Nov 2018	<b>TRANSACTION SUMMARY</b>	<b>QUANTITY</b>	<b>U/COST</b>	<b>FEE</b>
	Electronic Deposit	4	\$0.00	\$0.00
	Electronic Withdrawal	5	\$0.00	\$0.00
	<b>Transaction Fees</b>			<b>\$0.00</b>
	<b>Flat Monthly Fee</b>			<b>\$10.00</b>
	<b>Total Fees Charged</b>			<b>\$10.00</b>
	Account Fees .....	10.00 .		13,475.63 Cr

334/78/02/AC013686/5/02/025/104-2049



**NAB Business Everyday Account**  
 For further information call 13 22 65 for Personal  
 Accounts or 13 10 12 for Business Accounts.

**Account Balance Summary**

Opening balance	\$28,285.46	Cr
Total credits	\$14,321.54	
Total debits	\$28,910.31	
<b>Closing balance</b>	<b>\$13,696.69</b>	<b>Cr</b>

**Statement starts 29 September 2018**  
**Statement ends 31 October 2018**

012/011325



CATHERINE MONTAGUE SUPER FUND  
 1  
 16 DODSON AVENUE  
 CRONULLA NSW 2230

**Outlet Details**

330 Collins Street  
 Ground Level, 330 Collins St  
 Melbourne VIC 3000

**Lending Investment & Insurance Enquiries**

Banker NAB Private Direct 2  
 Telephone number (02) 9466 7198

**Account Details**

CATHERINE MONTAGUE SUPERANNUATION FUND  
 BUSINESS EVERYDAY AC  
 BSB number 083-004  
 Account number 58-726-5250


**For Your Information**

*HOW TO QUERY A TRANSACTION  
 IF A CHARGE IS INCORRECT, UNAUTHORISED OR FOR SOMETHING NOT RECEIVED,  
 YOU MAY BE ENTITLED TO A REFUND.  
 YOU SHOULD ACT QUICKLY: YOU MAY LOSE RIGHTS OVER TIME. TO QUERY A CHARGE,  
 CALL 13 10 12. FOR MORE INFO, SEE NAB.COM.AU/QUERYATRANSACTION*

**Transaction Details**

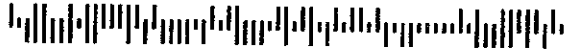
Date	Particulars	Debits	Credits	Balance
29 Sep 2018	Brought forward			28,285.46 Cr
1 Oct 2018	Internet Bpay Tax Office Payments 928470853540860.....	2,616.00		
	Internet Transfer super to efpos c ewers.....	20,000.00		5,669.46 Cr
8 Oct 2018	Internet Transfer fire flat beatty C- Ewers.....	522.50 •		5,146.96 Cr
9 Oct 2018	OCT18/00802164 Sxl Payment 458106.....		144.00 •	5,290.96 Cr
11 Oct 2018	AF005/00986475 SOUTH32 Dividend 458106.....		190.48 •	
	Cable Melbourne Cable Melbourne 141606.....		3,575.00 •	9,056.44 Cr
12 Oct 2018	001222219025 WOW Div 516612.....		1,343.40 •	10,399.84 Cr
17 Oct 2018	Internet Bpay American Express 376087721551003.....	5,498.46		4,901.38 Cr
18 Oct 2018	23 Beatty Av Flat Saphira Enterpri 175029.....		1,736.00 •	
	Saphira Rent Saphira Enterpri 175029.....		3,710.00 •	10,347.38 Cr
19 Oct 2018	Internet Bpay South East Water 100253943000000.....	263.35 •		10,084.03 Cr
23 Oct 2018	Internet Transfer 23A Beatty Ave Fertile a Bloom.....		3,622.66 •	13,706.69 Cr
	Carried forward			13,706.69 Cr

304/79/02/M011325/50/7182/1034563



**NAB Business Everyday Account**  
 For further information call 13 22 65 for Personal  
 Accounts or 13 10 12 for Business Accounts.

012/009835

  
 CATHERINE MONTAGUE SUPER FUND  
 1  
 16 DODSON AVENUE  
 CRONULLA NSW 2230

**Account Balance Summary**

Opening balance	\$25,272.07	Cr
Total credits	\$14,962.99	
Total debits	\$11,949.60	
<b>Closing balance</b>	<b>\$28,285.46</b>	<b>Cr</b>

**Statement starts 1 September 2018**  
**Statement ends 28 September 2018**

**Outlet Details**

30 Collins Street  
 Ground Level, 330 Collins St  
 Melbourne VIC 3000

**Lending Investment & Insurance Enquiries**

Banker NAB Private Direct 2  
 Telephone number (02) 9466 7198

**Account Details**

CATHERINE MONTAGUE SUPERANNUATION FUND  
 BUSINESS EVERYDAY AC

BSB number 083-004  
 Account number 58-726-5250

**Transaction Details**

Date	Particulars	Debits	Credits	Balance																								
1 Sep 2018	Brought forward			25,272.07 Cr																								
13 Sep 2018	Cable Melbourne Cable Melbourne 141606.....		3,575.00	28,847.07 Cr																								
17 Sep 2018	Internet Bpay Stonnington Rates 3836038.....	837.75																										
	Internet Bpay American Express 376087721551003.....	10,721.85																										
18 Sep 2018	Internet Transfer EWECAT01 flat 23 Beatty Av Flat Saphira Enterpri 175029.....	50.00		17,237.47 Cr																								
	Saphira Rent Saphira Enterpri 175029.....		1,736.00																									
20 Sep 2018	Internet Transfer gas heater 12067	330.00		22,575.47 Cr																								
24 Sep 2018	Saphira Rent Saphira Enterpri 175029.....		3,602.00	22,245.47 Cr																								
25 Sep 2018	AF377/01048992 BHP Ltd Dividend 458106.....		108.00	22,353.47 Cr																								
			1,948.00	24,301.47 Cr																								
28 Sep 2018	<table border="1"> <thead> <tr> <th>TRANSACTION SUMMARY</th> <th>QUANTITY</th> <th>U/COST</th> <th>FEE</th> </tr> </thead> <tbody> <tr> <td>Electronic Deposit</td> <td>5</td> <td>\$0.00</td> <td>\$0.00</td> </tr> <tr> <td>Electronic Withdrawal</td> <td>4</td> <td>\$0.00</td> <td>\$0.00</td> </tr> <tr> <td><b>Transaction Fees</b></td> <td></td> <td></td> <td><b>\$0.00</b></td> </tr> <tr> <td><b>Flat Monthly Fee</b></td> <td></td> <td></td> <td><b>\$10.00</b></td> </tr> <tr> <td><b>Total Fees Charged</b></td> <td></td> <td></td> <td><b>\$10.00</b></td> </tr> </tbody> </table>			TRANSACTION SUMMARY	QUANTITY	U/COST	FEE	Electronic Deposit	5	\$0.00	\$0.00	Electronic Withdrawal	4	\$0.00	\$0.00	<b>Transaction Fees</b>			<b>\$0.00</b>	<b>Flat Monthly Fee</b>			<b>\$10.00</b>	<b>Total Fees Charged</b>			<b>\$10.00</b>	
TRANSACTION SUMMARY	QUANTITY	U/COST	FEE																									
Electronic Deposit	5	\$0.00	\$0.00																									
Electronic Withdrawal	4	\$0.00	\$0.00																									
<b>Transaction Fees</b>			<b>\$0.00</b>																									
<b>Flat Monthly Fee</b>			<b>\$10.00</b>																									
<b>Total Fees Charged</b>			<b>\$10.00</b>																									
	001218462069 CBA Fnl Div 401507.....		3,993.99																									
	Account Fees	10.00		28,285.46 Cr																								



**NAB Business Everyday Account**  
 For further information call 13 22 65 for Personal  
 Accounts or 13 10 12 for Business Accounts.

012/013606



CATHERINE MONTAGUE SUPER FUND  
 1  
 16 DODSON AVENUE  
 CRONULLA NSW 2230

**Account Balance Summary**

Opening balance	\$21,524.73	Cr
Total credits	\$12,567.40	
Total debits	\$8,820.06	
<b>Closing balance</b>	<b>\$25,272.07</b>	<b>Cr</b>

**Statement starts 1 August 2018**  
**Statement ends 31 August 2018**

**Outlet Details**

330 Collins Street  
 Ground Level, 330 Collins St  
 Melbourne VIC 3000

**Lending Investment & Insurance Enquiries**

Banker NAB Private Direct 2  
 Telephone number (02) 9466 7198

**Account Details**

CATHERINE MONTAGUE SUPERANNUATION FUND  
 BUSINESS EVERYDAY AC  
 BSB number 083-004  
 Account number 58-726-5250

**Transaction Details**

Date	Particulars	Debits	Credits	Balance
1 Aug 2018	Brought forward			21,524.73 Cr
13 Aug 2018	Cable Melbourne Cable Melbourne 141606.....		3,575.00	25,099.73 Cr
20 Aug 2018	23 Beatty Av Flat Saphira Enterpri 175029..... Saphira Rent Saphira Enterpri 175029.....		1,736.00 3,602.00	30,437.73 Cr
22 Aug 2018	Internet Transfer visa from super C Ewers.....	7,273.37		23,164.36 Cr
23 Aug 2018	Internet Transfer 23A Beatty Ave Fertile a Bloom .....		3,622.66	26,787.02 Cr
29 Aug 2018	Internet Bpay Srovic Land Tax 19295614..... Internet Bpay Srovic Land Tax 19296872.....	172.94 1,363.75		25,250.33 Cr
30 Aug 2018	001217725882 SCP Dst 489342.....		31.74	25,282.07 Cr
31 Aug 2018	TRANSACTION SUMMARY	QUANTITY	U/COST	FEE
	Electronic Deposit	5	\$0.00	\$0.00
	Electronic Withdrawal	3	\$0.00	\$0.00
	<b>Transaction Fees</b>			<b>\$0.00</b>
	<b>Flat Monthly Fee</b>			<b>\$10.00</b>
	<b>Total Fees Charged</b>			<b>\$10.00</b>
	Account Fees .....	10.00		25,272.07 Cr

243/78/02/0015606/0201742/1041483





**NAB Business Everyday Account**  
 For further information call 13 22 65 for Personal Accounts or 13 10 12 for Business Accounts.

012/012128



CATHERINE MONTAGUE SUPER FUND  
 1  
 16 DODSON AVENUE  
 CRONULLA NSW 2230

**Account Balance Summary**

Opening balance	\$51,238.34	Cr
Total credits	\$14,525.34	
Total debits	\$44,238.95	
<b>Closing balance</b>	<b>\$21,524.73</b>	<b>Cr</b>

Statement starts 30 June 2018  
 Statement ends 31 July 2018

**Outlet Details**

330 Collins Street  
 Ground Level, 330 Collins St  
 Melbourne VIC 3000

**Lending Investment & Insurance Enquiries**

Banker NAB Private Direct 2  
 Telephone number (02) 9466 7198

**Account Details**

CATHERINE MONTAGUE SUPERANNUATION FUND  
 BUSINESS EVERYDAY AC  
 BSB number 083-004  
 Account number 58-726-5250

**For Your Information**

*Many Australian businesses are falling victim to business email scams.  
 Learn how to recognise these scams and protect your business  
 by visiting [nab.com.au/security](http://nab.com.au/security)*

**Transaction Details**

Date	Particulars	Debits	Credits	Balance
30 Jun 2018	Brought forward			51,238.34 Cr
2 Jul 2018	A065/00228413 ANZ Dividend 397204.....		1,047.20	52,285.54 Cr
3 Jul 2018	Internet Transfer super to efpos super to efpos.....	40,000.00		12,285.54 Cr
5 Jul 2018	DV191/00524481 NAB Interim Div 002473.....		942.48	13,228.02 Cr
12 Jul 2018	Cable Melbourne Cable Melbourne 141606.....		3,575.00	16,803.02 Cr
18 Jul 2018	23 Beatty Av Flat Saphira Enterpri 175029.....		1,736.00	
	Saphira Rent Saphira Enterpri 175029.....		3,602.00	
	Internet Bpay South East Water 100253943000000.....	328.95		
	Internet Bpay Tax Office Payments 454116027476960.....	985.00		
	Internet Bpay Tax Office Payments 928470853540860.....	2,915.00		17,912.07 Cr
24 Jul 2018	Internet Transfer 23A Beatty Ave Fertile a Bloom.....		3,622.66	21,534.73 Cr
31 Jul 2018	TRANSACTION SUMMARY	QUANTITY	U/COST	FEE
	Electronic Deposit	6	\$0.00	\$0.00
	Electronic Withdrawal	4	\$0.00	\$0.00
	<b>Transaction Fees</b>			<b>\$0.00</b>
	<b>Flat Monthly Fee</b>			<b>\$10.00</b>
	Carried forward			21,534.73 Cr

21278602/AN012128/S018573/037145

Super

Beatty expenses.

Bank fee	\$ 120
rates	\$ 2509.75
walis	\$ 813.80
accountant	\$ <del>730</del> 3630
insurance	\$ 2569.12
fire protection	\$ 3588.70
maintenance	\$ 2510.90
door replace	\$ 1239.70

~~18,081.97~~  
16,981.97

land tax  
vict.

6,331.25  
623.82

# Rent

Month	Cable	Sap.	Flat	F.a B
July 12	3575.	3602.	1736.	3622.66
Aug	3575.	3602.	1736	3622.66.
Sept	3575.	3602 108	1736.	
Oct	3575.	3710.	1736.	3622.66
Nov	3575	3710.	1736.	3622.66
Dec	3575	3710.	1736.	3622.66
Jan	3575	3710	1736.	3622.66
Feb	3718	3710.	1736.	3622.66
March	3718.	3710	1736	3622.66
April	3718.	3710	1736.	3622.66
May	3718.	3710	1736.	3622.66
June	3718.	3710	1736.	3622.66
	<hr/>	<hr/>	<hr/>	<hr/>
	42.900	33390 10,914	20,832.	3622.66
				<hr/>
				39,849.26

Total \$ 147.885.26