
Workpapers - 2021 Financial Year

R & L Hurst Superannuation Fund

Preparer: Kelly Fu
Reviewer: Kelly Fu
Printed: 06 April 2022

Lead Schedule

2021 Financial Year

Code	Workpaper	CY Balance	LY Balance	Change	Status
23800	Distributions Received	(\$51,179.14)	(\$27,194.28)	88.2%	Completed
23900	Dividends Received	(\$6,246.91)	(\$6,545.29)	(4.56)%	Completed
24200	Contributions	(\$50,000.00)	(\$54,000.00)	(7.41)%	Completed
24700	Changes in Market Values of Investments	(\$71,681.41)	\$61,432.92	(216.68)%	Completed
25000	Interest Received	(\$452.31)	(\$981.84)	(53.93)%	Completed
26500	Other Investment Income		(\$2,250.00)	100%	N/A - Not Applicable
28000	Property Income	(\$52,000.00)	(\$52,000.00)	0%	Completed
30100	Accountancy Fees	\$3,410.00	\$3,300.00	3.33%	Completed
30400	ATO Supervisory Levy	\$259.00	\$259.00	0%	Completed
30700	Auditor's Remuneration	\$825.00	\$880.00	(6.25)%	Completed
30900	Advisor Fees		\$150.00	100%	N/A - Not Applicable
31500	Bank Charges	\$19.20	\$21.60	(11.11)%	Completed
37500	Investment Expenses	\$4,251.03	\$4,086.28	4.03%	Completed
39000	Life Insurance Premiums	\$7,014.75	\$5,886.41	19.17%	Completed
41960	Property Expenses - Council Rates	\$6,470.50	\$6,640.20	(2.56)%	Completed
42150	Property Expenses - Water Rates	\$713.08	\$893.30	(20.17)%	Completed
48100	Division 293 Tax	\$7,500.00		100%	Completed

Code	Workpaper	CY Balance	LY Balance	Change	Status
48500	Income Tax Expense	\$22,009.93	\$7,899.61	178.62%	Completed
49000	Profit/Loss Allocation Account	\$179,087.28	\$51,522.09	247.59%	Completed
50000	Members	(\$1,449,268.15)	(\$1,270,180.87)	14.1%	Completed
59200	Contribution Reserve	(\$6,800.00)	(\$6,800.00)	0%	Completed
60400	Bank Accounts	\$251,019.14	\$47,322.97	430.44%	Completed
60800	Term Deposits	\$41,250.00	\$41,250.00	0%	Completed
61800	Distributions Receivable	\$23,828.35	\$21,643.86	10.09%	Completed
74700	Managed Investments (Australian)	\$352,839.09	\$424,694.65	(16.92)%	Completed
77250	Real Estate Properties (Australian - Non Residential)	\$550,000.00	\$550,000.00	0%	Completed
77600	Shares in Listed Companies (Australian)	\$204,362.56	\$158,490.87	28.94%	Completed
78200	Units in Listed Unit Trusts (Australian)	\$29,839.09	\$24,524.35	21.67%	Completed
85000	Income Tax Payable /Refundable	\$1,689.35	(\$1,505.68)	(212.2)%	Completed
89000	Deferred Tax Liability /Asset	\$1,240.57	\$10,559.85	(88.25)%	Completed
A	Financial Statements				N/A - Not Applicable
B	Permanent Documents				N/A - Not Applicable
C	Other Documents				N/A - Not Applicable
D	Pension Documentation				N/A - Not Applicable

Code	Workpaper	CY Balance	LY Balance	Change	Status
E	Estate Planning				N/A - Not Applicable

23800 - Distributions Received

2021 Financial Year

Preparer Kelly Fu

Reviewer Kelly Fu

Status Completed

Account Code	Description	CY Balance	LY Balance	Change
ALX.AX	Atlas Arteria	(\$400.80)	(\$195.75)	104.75%
GMG.AX	Goodman Group	(\$272.10)	(\$255.00)	6.71%
HURSTNORTH	North Investment	(\$50,506.24)	(\$26,743.53)	88.85%
TOTAL		CY Balance	LY Balance	
		(\$51,179.14)	(\$27,194.28)	

Supporting Documents

- Distribution Reconciliation Report [Report](#)
- 23800 - ALX_Payment_Advice_2020_10_05.pdf [ALX.AX](#)
- 23800 - ALX_Payment_Advice_2021_04_09.pdf [ALX.AX](#)
- 23800 - GMG_Issuer_Annual_Tax_Statement_2021_08_26.pdf [GMG.AX](#)
- 23800 - North distn tax income 2021.pdf [HURSTNORTH](#)

Standard Checklist

- Attach a copy of all Tax Statements.
- Attach a copy of Distribution Reconciliation Report
- Ensure all Distributions have been reviewed on [Distribution Tax Automation](#)

R & L Hurst Superannuation Fund

Distribution Reconciliation Report

For The Period 01 July 2020 - 30 June 2021

Date	Payment Received	Non Primary Production Income (A) * ₁				Distributed Capital Gains (B) * ₂					Foreign Income * ₃		Non-Assessable			Taxable Income
		Franked	Unfranked	Interest/ Other	Franking Credits	Discounted (After Discount)	Rate * ₅	CGT Concession	Indexed	Other	Foreign Income	Foreign Credits	Tax Exempt	Tax Free	Tax Deferred / AMIT * ₆	
Managed Investments (Australian)																
HURSTNORTH North Investment																
30/06/2021	50,506.24						S									0.00
30/06/2021	0.00	502.18	24.28	6,484.96	244.67	16,628.67	S	0.00	0.00	1,544.79	7,885.84	794.31	240.63		17,194.89	34,109.70
	50,506.24	502.18	24.28	6,484.96	244.67	16,628.67		0.00	0.00	1,544.79	7,885.84	794.31	240.63		17,194.89	34,109.70
<i>Net Cash Distribution:</i>	<i>50,506.24</i>															
	50,506.24	502.18	24.28	6,484.96	244.67	16,628.67		0.00	0.00	1,544.79	7,885.84	794.31	240.63		17,194.89	34,109.70
Units in Listed Unit Trusts (Australian)																
ALX.AX Atlas Arteria																
05/10/2020	183.70						S									0.00
09/04/2021	217.10						S									0.00
30/06/2021	0.00						I				400.80				0.00	400.80
	400.80										400.80				0.00	400.80
<i>Net Cash Distribution:</i>	<i>400.80</i>															
GMG.AX Goodman Group																
25/02/2021	136.05						S									0.00
30/06/2021	136.05						S									0.00
30/06/2021	0.00	0.00	0.00	8.16	0.00	34.85	I	55.69	0.00	0.00	42.44	0.00	18.13	0.00	112.83	85.45
	272.10	0.00	0.00	8.16	0.00	34.85		55.69	0.00	0.00	42.44	0.00	18.13	0.00	112.83	85.45

R & L Hurst Superannuation Fund

Distribution Reconciliation Report

For The Period 01 July 2020 - 30 June 2021

Date	Non Primary Production Income (A) * ₁					Distributed Capital Gains (B) * ₂				Foreign Income * ₃		Non-Assessable			Taxable Income	
	Payment Received	Franked	Unfranked	Interest/ Other	Franking Credits	Discounted (After Discount)	Rate * ₅	CGT Concession	Indexed	Other	Foreign Income	Foreign Credits	Tax Exempt	Tax Free		Tax Deferred / AMIT * ₆
<i>Net Cash Distribution:</i>		272.10														
	672.90	0.00	0.00	8.16	0.00	34.85		55.69	0.00	0.00	443.24	0.00	18.13	0.00	112.83	486.25
TOTAL	51,179.14	502.18	24.28	6,493.12	244.67	16,663.52		55.69	0.00	1,544.79	8,329.08	794.31	258.76	0.00	17,307.72	34,595.95

Total Distributed Gains

Discount Rate	Discounted	Gross
Superfund 1/3	16,628.67	26,487.79
Individual 50%(I)	34.85	69.70
Total	16,663.52	26,557.49

*₁ Summary of Non Primary Production Income (A)

Tax Label	Franked	Unfranked	Interest/Other	Less Other Deduction	Income Before Credits * ₇	Franking Credits	Total Including Credits
11M Gross trust distributions	502.18	24.28	6,493.12	0.00	7,019.58	244.67	7,264.25

*₂ Forms part of the Net Capital Gains calculation for Tax Label 11A.

*₃ Forms part of the Foreign Credits calculation for Tax Label 11D, D1, 13C1.

*₄ Taxable Income is designed to match Tax Statement provided by Fund Manager.

Taxable Income in the SMSF Annual Return will be different due to application of Capital Losses in Net Capital Gain calculation and application of different discount method.

*₅ This is the discount rate selected for the transaction. "S" being Super Funds at 1/3 and "I" being Individual at 50%.

*₆ AMIT cost base net increase is reflected as negative amount i.e. negative tax deferred and AMIT cost base net decrease is reflected as positive amount i.e. positive tax deferred.

*₇ Sum of Income Before Credits reconciles with Taxable Trust Distributions in Statement of Taxable Income.

^ Variance between Payment Received and Net Cash Distribution.



Update your information:

Online:
www.investorcentre.com/au/contact

By Mail:
Computershare Investor Services Pty Limited
GPO Box 2975 Melbourne
Victoria 3001 Australia

Enquiries:

(within Australia) 1800 267 108
(international) +61 3 9415 4053

Holder Identification Number (HIN)

HIN WITHHELD

ASX Code ALX
TFN/ABN Status Quoted
Record Date 28 September 2020
Payment Date 5 October 2020
Direct Credit Reference No. 817679

008448 000 ALX



MR RICHARD MICHAEL HURST & MRS
LEE ANN HURST
<R & L HURST S/F A/C>
40 PATERNOSTER ROAD
REID SA 5118

Distribution Statement

Dear Securityholder

This payment advice is for your distribution of 11.0 cents per Atlas Arteria ordinary stapled security for the half year ending 30 June 2020.

Distributing Entity	Distribution per Security	Securities Held	Franked Amount	Unfranked Amount	Foreign Source Income	Capital Return	Gross Payment	
ATLIX	11.0 cents	1,670	\$0.00	\$0.00	\$183.70	\$0.00	\$183.70	
							Less withholding tax	\$0.00
							Net Payment	\$183.70
							Franking Credit	\$0.00

Taxation Information

Australian resident individual taxpayers should include the distribution in your tax return for the year ending 30 June 2021 in line with the income categorisation in the above table. This statement should be retained as a charge may be levied for a replacement. No additional tax summary will be provided.

This Distribution Statement and accompanying notes are not intended to be tax advice and investors should consult a professional tax adviser if necessary for completion of income tax returns.

Your Payment Instruction

ANZ
BSB: 015-356 Account Number: XXXXXXX71

Amount Deposited
\$183.70



Update your information:

Online:
www.investorcentre.com/au/contact

By Mail:
Computershare Investor Services Pty Limited
GPO Box 2975 Melbourne
Victoria 3001 Australia

Enquiries:

(within Australia) 1800 267 108
(international) +61 3 9415 4053

Holder Identification Number (HIN)

HIN WITHHELD

ASX Code ALX
TFN/ABN Status Quoted
Record Date 31 March 2021
Payment Date 9 April 2021
Direct Credit Reference No. 817333

008650 000 ALX



MR RICHARD MICHAEL HURST & MRS
LEE ANN HURST
<R & L HURST S/F A/C>
40 PATERNOSTER ROAD
REID SA 5118

Distribution Statement

Dear Securityholder

This payment advice is for your distribution of 13.0 cents per Atlas Arteria ordinary stapled security for the half year ending 31 December 2020.

Distributing Entity	Distribution per Security	Securities Held	Franked Amount	Unfranked Amount	Foreign Source Income	Capital Return	Gross Payment	
ATLIX	13.0 cents	1,670	\$0.00	\$0.00	\$217.10	\$0.00	\$217.10	
							Less withholding tax	\$0.00
							Net Payment	\$217.10
							Franking Credit	\$0.00

Taxation Information

Australian resident individual taxpayers should include the distribution in your tax return for the year ending 30 June 2021 in line with the income categorisation in the above table. This statement should be retained as a charge may be levied for a replacement. No additional tax summary will be provided.

This Distribution Statement and accompanying notes are not intended to be tax advice and investors should consult a professional tax adviser if necessary for completion of income tax returns.

Your Payment Instruction

ANZ
BSB: 015-356 Account Number: XXXXXXX71

Amount Deposited
\$217.10



+ Goodman Group
 Goodman Limited ABN 69 000 123 071
 Goodman Funds Management Limited
 ABN 48 067 796 641; AFSL Number 223621
 As Responsible Entity for
 Goodman Industrial Trust ARSN 091 213 839
 Goodman Logistics (HK) Limited
 Company No. 1700359; ARBN 155 911 149
 A Hong Kong company with limited liability

Update your information:



Online:
www.computershare.com.au/easyupdate/gmg



By Mail:
 Computershare Investor Services Pty Limited
 GPO Box 2975 Melbourne
 Victoria 3001 Australia

015780 000 GMG
 MR RICHARD MICHAEL HURST & MRS
 LEE ANN HURST
 <R & L HURST S/F A/C>
 40 PATERNOSTER ROAD
 REID SA 5118

Enquiries:

(within Australia) 1300 723 040
 (international) 61 3 9415 4043

Holder No: HIN WITHHELD

Statement Date: 26 August 2021

Goodman Group Annual Tax Statement 2021

Fully paid ordinary securities for the year ended 30 June 2021

This statement reflects distributions that should be included in your Tax Return for the 2020-21 financial year.

Please use this Annual Tax Statement for completing your Tax Return and not interim distribution statements provided at the time of the payments since annual taxable amounts can be determined only after the close of the financial year. This statement should be read in conjunction with the enclosed Goodman Group Tax Return Guide 2021.

Please retain this statement for income tax purposes.

Part A - Summary of 2020-21 Income Tax Return and Tax Return (supplementary section) items

Goodman Logistics (HK) Limited dividends

Dividend components	Tax return label	Amount \$
Assessable foreign source income	20E	\$36.28
Net foreign source income	20M	\$36.28
Foreign income tax offsets	20O	Nil

Goodman Limited (GL) dividends

Dividend components	Tax return label	Amount \$
Unfranked amount	11S	Nil
Franked amount	11T	Nil
Franking credit	11U	Nil
TFN amounts withheld	11V	Nil

Goodman Industrial Trust (GIT) distributions

Tax Return (supplementary section)	Tax return label	Amount \$
Australian income – non-primary production	13U	\$8.16
TFN amounts withheld	13R	Nil
Tax paid by trustee	13S	Nil
Non resident withholding tax	13A	Nil
Net capital gain	18A	\$34.85
Total current year capital gains	18H	\$69.70
Assessable foreign source income	20E	\$6.16
Net foreign source income	20M	\$6.16
Foreign income tax offsets	20O	Nil

Part B: Additional information for Question 18 (supplementary section)

Capital gains	Tax return label	Amount \$
Discount method ('grossed-up' amount)		\$69.70
Indexation method		Nil
Other method		Nil
Total current year capital gains	18H	\$69.70

Part C: Components of distributions

Net dividends/distributions for the year ended 30 June 2021	Cash dividend/distribution \$	Tax offsets \$	Assessable amount \$
Foreign income Goodman Logistics (HK) Limited - dividends			
Foreign dividend - unfranked (paid 26 August 2021 and assessable in the year ending 30 June 2022)	\$54.42	Nil	\$36.28
Sub-total (A)	\$54.42	Nil	\$36.28
Australian income Goodman Limited (GL) - dividends			
Dividends - unfranked	Nil	Nil	Nil
Dividends - franked	Nil	Nil	Nil
Sub-total (B)	Nil	Nil	Nil
Australian income Goodman Industrial Trust (GIT) - distributions			
Interest	\$5.47		\$5.47
Other income	\$2.69		\$2.69
Other income NCMi	Nil		Nil
Total non-primary production income*	\$8.16		\$8.16
Capital gains			
Discounted method - 50% - TARP	\$34.85		\$34.85
Discounted method - 50% - non-TARP	Nil		Nil
CGT concession amount - TARP	\$55.69		
CGT concession amount - non-TARP	Nil		
Other method - TARP	Nil		Nil
Other method - non-TARP	Nil		Nil
Distributed capital gains*	\$90.54		
Total net capital gains			\$34.85
Foreign income			
Assessable foreign income*	\$6.16	Nil	\$6.16
Non-assessable amounts			
Tax-deferred amounts*	\$112.82		
Other amounts withheld from distributions			
TFN amounts withheld	Nil		
Credit for tax paid by trustee	Nil		
Non resident withholding tax	Nil		
Sub-total (C)	\$217.68		
(Sum of *Components less Other amounts withheld from Distributions)			
Total net cash distributions	\$272.10		
Comprising of:			
(A) Total cash from Goodman Logistics (HK) Limited	\$54.42		
(B) Total cash from Goodman Limited (GL)	Nil		
(C) Total cash from Goodman Industrial Trust (GIT)	\$217.68		

Please retain this statement for income tax purposes.

2. Income details

The following is a summary of the income distributed/attributed by managed funds and dividends/interest received in relation to your investments for the financial year ended 30 June 2021.

Description	30 June 2021 (\$)
Franked dividends	\$502.18
Unfranked dividends	\$24.28
Capital gains - discounted (NTAP)	\$16,855.39
Capital gains - discounted (TAP)	\$13.91
Capital gains - NCMI discount (NTAP)	\$0.00
Capital gains - NCMI discount (TAP)	\$0.00
CGT concession amount	\$0.00
Capital gains - indexed (NTAP)	\$0.00
Capital gains - indexed (TAP)	\$0.00
Capital gains - other (NTAP)	\$1,544.79
Capital gains - other (TAP)	\$0.00
Capital gains - NCMI other (NTAP)	\$0.00
Capital gains - NCMI other (TAP)	\$0.00
Other Australian income	\$5,604.19
Other Australian income - NCMI	\$0.00
Foreign source income	\$7,836.43
Conduit foreign income	\$49.41
Tax deferred income	\$0.00
Tax free income	\$0.00
Non assessable amount	\$17,194.89
NANE (Non assessable non exempt)	\$0.00
Interest income	\$880.77
Deductions relating to trust distributions	\$0.00
Total income	\$50,506.24
Less	
TFN/ABN amounts deducted	\$0.00
Total income received	\$50,506.24
Franking credits	\$244.67
Foreign income tax offsets - income	\$794.31
Foreign income tax offsets - capital gains discounted (NTAP)	\$0.00
Foreign income tax offsets - capital gains indexed (NTAP)	\$0.00
Foreign income tax offsets - capital gains other (NTAP)	\$0.00
ESVCLP tax offset	\$0.00
Early stage investor tax offset	\$0.00
LIC attributable gains	\$0.00
AMIT cost base adjustment	\$12,443.65

23900 - Dividends Received

2021 Financial Year

Preparer Kelly Fu

Reviewer Kelly Fu

Status Completed

Account Code	Description	CY Balance	LY Balance	Change
AGL.AX	AGL Energy Limited.	(\$285.20)	(\$344.10)	(17.12)%
AMC.AX	Amcor Limited	(\$366.59)	(\$345.36)	6.15%
ANZ.AX	Australia And New Zealand Banking Group Limited	(\$186.00)	(\$424.00)	(56.13)%
ARG.AX	Argo Investments Limited	(\$314.72)	(\$370.92)	(15.15)%
AWC.AX	Alumina Limited	(\$333.04)	(\$532.97)	(37.51)%
AZJ.AX	Aurizon Holdings Limited	(\$488.94)	(\$368.01)	32.86%
BHP.AX	BHP Group Limited	(\$836.70)	(\$728.82)	14.8%
BXB.AX	Brambles Limited	(\$206.76)	(\$300.70)	(31.24)%
IAG.AX	Insurance Australia Group Limited	(\$91.00)	(\$317.40)	(71.33)%
JHG.AX	Janus Henderson Group Plc	(\$388.62)	(\$430.62)	(9.75)%
JHX.AX	James Hardie Industries Plc	(\$279.94)	(\$142.69)	96.19%
MIN.AX	Mineral Resources Limited	(\$846.06)	(\$189.00)	347.65%
ORG.AX	Origin Energy Limited	(\$266.63)	(\$264.00)	1%
QBE.AX	QBE Insurance Group Limited	(\$23.00)	(\$299.00)	(92.31)%
REG.AX	Regis Healthcare Limited	(\$86.23)	(\$152.51)	(43.46)%
RIO.AX	RIO Tinto Limited		(\$215.31)	100%
RWC.AX	Reliance Worldwide Corporation Limited	(\$245.70)	(\$94.50)	160%
SUN.AX	Suncorp Group Limited	(\$167.04)	(\$77.22)	116.32%
TLS.AX	Telstra Corporation Limited.		(\$8.80)	100%

Account Code	Description	CY Balance	LY Balance	Change
WBC.AX	Westpac Banking Corporation	(\$239.41)	(\$215.20)	11.25%
WES.AX	Wesfarmers Limited	(\$435.54)	(\$301.41)	44.5%
WPL.AX	Woodside Petroleum Ltd	(\$159.79)	(\$422.75)	(62.2)%
TOTAL		CY Balance	LY Balance	
		(\$6,246.91)	(\$6,545.29)	

Supporting Documents

- Dividend Reconciliation Report [Report](#)
- AGL_Payment_Advice_2021_03_26.pdf [AGL.AX](#)
- AMC_Payment_Advice_2020_12_15.pdf [AMC.AX](#)
- AMC_Payment_Advice_2020_09_23.pdf [AMC.AX](#)
- ANZ_Payment_Advice_2020_09_30.pdf [ANZ.AX](#)
- ARG_Argo_Investments_Limited_Final_Dividend_statement_for_2020_2020_Simple.pdf [ARG.AX](#)
- AWC_Payment_Advice_2020_09_25.pdf [AWC.AX](#)
- AZJ_Payment_Advice_2020_09_21.pdf [AZJ.AX](#)
- BHP_Payment_Advice_2021_03_23.pdf [BHP.AX](#)
- BXB_Brambles_Limited_Advice_2020_Final_Dividend_2020_2020_Simple.pdf [BXB.AX](#)
- IAG_Payment_Advice_2021_03_30.pdf [IAG.AX](#)
- JHG_Payment_Advice_2021_05_27.pdf [JHG.AX](#)
- JHG_Payment_Advice_2020_08_26.pdf [JHG.AX](#)
- MIN_Payment_Advice_2020_09_15.pdf [MIN.AX](#)
- ORG_Origin_Energy_Limited_Final_Dividend_statement_for_2020_2020_Simple.pdf [ORG.AX](#)
- QBE_Payment_Advice_2020_09_25.pdf [QBE.AX](#)
- RWC_Payment_Advice_2020_10_09.pdf [RWC.AX](#)
- RWC_Payment_Advice_2021_04_09.pdf [RWC.AX](#)
- SUN_Dividend_Advice_2021_04_01.pdf [SUN.AX](#)
- WBC_Dividend_Advice_2021_06_25.pdf [WBC.AX](#)
- WES_Payment_Advice_2021_03_31.pdf [WES.AX](#)
- WPL_Payment_Advice_2020_09_18.pdf [WPL.AX](#)
- Investment Income Comparison Report [Report](#)
- AGL_Payment_2020_09_25.pdf [AGL.AX](#)
- AMC_Payment_Advice_2021_03_16.pdf [AMC.AX](#)
- AMC_Payment_Advice_2021_06_15.pdf [AMC.AX](#)
- ANZ_Payment_Advice_2020_12_16.pdf [ANZ.AX](#)
- ARG_Argo_Investments_Limited_Final_Dividend_statement_for_2020_2020_Simple.pdf [ARG.AX](#)
- AWC_Payment_Advice_2021_03_16.pdf [AWC.AX](#)
- AZJ_Payment_Advice_2021_03_31.pdf [AZJ.AX](#)
- BHP_Payment_Advice_2020_09_22.pdf [BHP.AX](#)
- BXB_Brambles_Limited_Advice_2021_Interim_Dividend_2021_2021_Simple.pdf [BXB.AX](#)
- JHG_Payment_Advice_2021_03_03.pdf [JHG.AX](#)
- JHG_Payment_Advice_2020_11_23.pdf [JHG.AX](#)
- JHX_Payment_Advice_2021_04_30.pdf [JHX.AX](#)
- MIN_Payment_Advice_2021_03_09.pdf [MIN.AX](#)
- ORG_Origin_Energy_Limited_Final_Dividend_statement_for_2020_2020_Simple.pdf [ORG.AX](#)
- REG_Dividend_Advice_2020_09_30.pdf [REG.AX](#)
- RWC_Payment_Advice_2020_10_09 (1).pdf [RWC.AX](#)
- SUN_Dividend_Advice_2020_10_21.pdf [SUN.AX](#)
- WBC_Dividend_Advice_2020_12_18.pdf [WBC.AX](#)
- WES_Payment_Advice_2020_10_01.pdf [WES.AX](#)
- WPL_Payment_Advice_2021_03_24.pdf [WPL.AX](#)

Standard Checklist

- Attach copies of all dividend statements.
- Attach copy of Dividend Reconciliation Report
- Attach copy of Investment Income Comparison Report

R & L Hurst Superannuation Fund

Dividend Reconciliation Report

For The Period 01 July 2020 - 30 June 2021

Date	Net Payment Received	Australian Income			Foreign Income			Withheld		
		Unfranked	Franked	Franking Credits	Foreign Income	Foreign Credits	NZ Credits	TFN Withheld	Non-Resident	LIC Deduction
Shares in Listed Companies (Australian)										
AGL.AX AGL Energy Limited.										
25/09/2020	158.10	31.62	126.48	54.21						
26/03/2021	127.10	127.10	0.00	0.00						
	285.20	158.72	126.48	54.21						
AMC.AX Amcor Limited										
23/09/2020	93.28	93.28	0.00	0.00						
15/12/2020	96.49	96.49	0.00	0.00						
16/03/2021	88.67	88.67	0.00	0.00						
15/06/2021	88.15	88.15	0.00	0.00						
	366.59	366.59	0.00	0.00						
ANZ.AX Australia And New Zealand Banking Group Limited										
30/09/2020	77.50	0.00	77.50	33.21						
16/12/2020	108.50	0.00	108.50	46.50						
	186.00	0.00	186.00	79.71						
ARG.AX Argo Investments Limited										
18/09/2020	157.36	0.00	157.36	67.44						

R & L Hurst Superannuation Fund
Dividend Reconciliation Report

For The Period 01 July 2020 - 30 June 2021

Date	Net Payment Received	Australian Income			Foreign Income			Withheld		
		Unfranked	Franked	Franking Credits	Foreign Income	Foreign Credits	NZ Credits	TFN Withheld	Non-Resident	LIC Deduction
12/03/2021	157.36	0.00	157.36	67.44						
	314.72	0.00	314.72	134.88						
AWC.AX Alumina Limited										
25/09/2020	167.33	0.00	167.33	71.71						
16/03/2021	165.71	0.00	165.71	71.02						
	333.04	0.00	333.04	142.73						
AZJ.AX Aurizon Holdings Limited										
21/09/2020	238.38	71.51	166.87	71.52						
31/03/2021	250.56	75.17	175.39	75.17						
	488.94	146.68	342.26	146.69						
BHP.AX BHP Group Limited										
22/09/2020	305.60	0.00	305.60	130.97						
23/03/2021	531.10	0.00	531.10	227.61						
	836.70	0.00	836.70	358.58						
BXB.AX Brambles Limited										
08/10/2020	101.20	70.84	30.36	13.01						
08/04/2021	105.56	73.89	31.67	13.57						

R & L Hurst Superannuation Fund

Dividend Reconciliation Report

For The Period 01 July 2020 - 30 June 2021

Date	Net Payment Received	Australian Income			Foreign Income			Withheld		
		Unfranked	Franked	Franking Credits	Foreign Income	Foreign Credits	NZ Credits	TFN Withheld	Non-Resident	LIC Deduction
	206.76	144.73	62.03	26.58						
IAG.AX Insurance Australia Group Limited										
30/03/2021	91.00	91.00	0.00	0.00						
	91.00	91.00	0.00	0.00						
JHG.AX Janus Henderson Group Plc										
26/08/2020	100.00	100.00	0.00	0.00						
23/11/2020	98.97	98.97	0.00	0.00						
03/03/2021	92.71	92.71	0.00	0.00						
27/05/2021	96.94	96.94	0.00	0.00						
	388.62	388.62	0.00	0.00						
JHX.AX James Hardie Industries Plc										
30/04/2021	279.94				373.26				93.32	
	279.94				373.26				93.32	
MIN.AX Mineral Resources Limited										
15/09/2020	368.06	0.00	368.06	157.74						
09/03/2021	478.00	0.00	478.00	204.86						
	846.06	0.00	846.06	362.60						

R & L Hurst Superannuation Fund

Dividend Reconciliation Report

For The Period 01 July 2020 - 30 June 2021

Date	Net Payment Received	Australian Income			Foreign Income			Withheld		
		Unfranked	Franked	Franking Credits	Foreign Income	Foreign Credits	NZ Credits	TFN Withheld	Non-Resident	LIC Deduction
ORG.AX Origin Energy Limited										
02/10/2020	118.50	118.50	0.00	0.00						
26/03/2021	148.13	148.13	0.00	0.00						
	266.63	266.63	0.00	0.00						
QBE.AX QBE Insurance Group Limited										
25/09/2020	23.00	20.70	2.30	0.99						
	23.00	20.70	2.30	0.99						
REG.AX Regis Healthcare Limited										
30/09/2020	86.23	43.12	43.11	18.48						
	86.23	43.12	43.11	18.48						
RWC.AX Reliance Worldwide Corporation Limited										
09/10/2020	85.05	68.04	17.01	7.29						
09/10/2020	47.25	37.80	9.45	4.05						
09/04/2021	113.40	90.72	22.68	9.72						
	245.70	196.56	49.14	21.06						
SUN.AX Suncorp Group Limited										
21/10/2020	46.40	0.00	46.40	19.89						

R & L Hurst Superannuation Fund

Dividend Reconciliation Report

For The Period 01 July 2020 - 30 June 2021

Date	Net Payment Received	Australian Income			Foreign Income			Withheld		
		Unfranked	Franked	Franking Credits	Foreign Income	Foreign Credits	NZ Credits	TFN Withheld	Non-Resident	LIC Deduction
01/04/2021	120.64	0.00	120.64	51.70						
	167.04	0.00	167.04	71.59						
WBC.AX Westpac Banking Corporation										
18/12/2020	83.39	0.00	83.39	35.74						
25/06/2021	156.02	0.00	156.02	66.87						
	239.41	0.00	239.41	102.61						
WES.AX Wesfarmers Limited										
01/10/2020	226.10	0.00	226.10	96.90						
31/03/2021	209.44	0.00	209.44	89.76						
	435.54	0.00	435.54	186.66						
WPL.AX Woodside Petroleum Ltd										
18/09/2020	112.37	0.00	112.37	48.16						
24/03/2021	47.42	0.00	47.42	20.32						
	159.79	0.00	159.79	68.48						
	6,246.91	1,823.35	4,143.62	1,775.85	373.26				93.32	

R & L Hurst Superannuation Fund
Dividend Reconciliation Report

For The Period 01 July 2020 - 30 June 2021

Date	Net Payment Received	Australian Income			Foreign Income			Withheld		
		Unfranked	Franked	Franking Credits	Foreign Income	Foreign Credits	NZ Credits	TFN Withheld	Non-Resident	LIC Deduction
TOTAL	6,246.91	1,823.35	4,143.62	1,775.85	373.26				93.32	

Tax Return Reconciliation

	Totals	Tax Return Label
Unfranked	1,823.35	J
Franked Dividends	4,143.62	K
Franking Credits	1,775.85	L

R & L Hurst Superannuation Fund

Investment Income Comparison Report

As at 30 June 2021

Investment	Ledger Data			ASX & UUT Data							
	Transaction Date	Income Amount	Franking Credit	Date Payable	Ex Div/Dist Date	Units On Hand	45 Day Qualified	Amount per share/unit	Estimated Income	Estimated Franking*	
Reconciled											
Shares in Listed Companies (Australian)											
AGL.AX	AGL Energy Limited.	25/09/2020	158.10	54.21	25/09/2020	26/08/2020	310.00	310.00	0.5100	158.10	54.21
AGL.AX	AGL Energy Limited.	26/03/2021	127.10	0.00	26/03/2021	24/02/2021	310.00	310.00	0.4100	127.10	0.00
AMC.AX	Amcor Limited	23/09/2020	93.28	0.00	23/09/2020	02/09/2020	583.00	583.00	0.1600	93.28	0.00
AMC.AX	Amcor Limited	15/12/2020	96.49	0.00	15/12/2020	23/11/2020	583.00	583.00	0.1655	96.49	0.00
AMC.AX	Amcor Limited	16/03/2021	88.67	0.00	16/03/2021	23/02/2021	583.00	583.00	0.1521	88.67	0.00
AMC.AX	Amcor Limited	15/06/2021	88.15	0.00	15/06/2021	25/05/2021	583.00	583.00	0.1512	88.15	0.00
ANZ.AX	Australia And New Zealand Banking Group Limited	30/09/2020	77.50	33.21	30/09/2020	24/08/2020	310.00	310.00	0.2500	77.50	33.21
ANZ.AX	Australia And New Zealand Banking Group Limited	16/12/2020	108.50	46.50	16/12/2020	09/11/2020	310.00	310.00	0.3500	108.50	46.50
ARG.AX	Argo Investments Limited	18/09/2020	157.36	67.44	18/09/2020	28/08/2020	1,124.00	1,124.00	0.1400	157.36	67.44
ARG.AX	Argo Investments Limited	12/03/2021	157.36	67.44	12/03/2021	19/02/2021	1,124.00	1,124.00	0.1400	157.36	67.44
AWC.AX	Alumina Limited	25/09/2020	167.33	71.71	25/09/2020	31/08/2020	4,410.00	4,410.00	0.0379	167.33	71.71
AWC.AX	Alumina Limited	16/03/2021	165.71	71.02	16/03/2021	26/02/2021	4,410.00	4,410.00	0.0376	165.71	71.02
AZJ.AX	Aurizon Holdings Limited	21/09/2020	238.38	71.52	21/09/2020	24/08/2020	1,740.00	1,740.00	0.1370	238.38	71.51
AZJ.AX	Aurizon Holdings Limited	31/03/2021	250.56	75.17	31/03/2021	01/03/2021	1,740.00	1,740.00	0.1440	250.56	75.17
BHP.AX	BHP Group Limited	22/09/2020	305.60	130.97	22/09/2020	03/09/2020	405.00	405.00	0.7546	305.60	130.97
BHP.AX	BHP Group Limited	23/03/2021	531.10	227.61	23/03/2021	04/03/2021	405.00	405.00	1.3113	531.10	227.61
BXB.AX	Brambles Limited	08/10/2020	101.20	13.01	08/10/2020	09/09/2020	807.00	807.00	0.1254	101.20	13.01
BXB.AX	Brambles Limited	08/04/2021	105.56	13.57	08/04/2021	10/03/2021	807.00	807.00	0.1308	105.56	13.57
IAG.AX	Insurance Australia Group Limited	30/03/2021	91.00	0.00	30/03/2021	16/02/2021	1,300.00	1,300.00	0.0700	91.00	0.00
JHG.AX	Janus Henderson Group Plc	26/08/2020	100.00	0.00	26/08/2020	07/08/2020	201.00	201.00	0.4975	100.00	0.00

R & L Hurst Superannuation Fund

Investment Income Comparison Report

As at 30 June 2021

Investment	Ledger Data				ASX & UUT Data						
	Transaction Date	Income Amount	Franking Credit	Date Payable	Ex Div/Dist Date	Units On Hand	45 Day Qualified	Amount per share/unit	Estimated Income	Estimated Franking*	
JHG.AX	Janus Henderson Group Plc	23/11/2020	98.97	0.00	23/11/2020	06/11/2020	201.00	201.00	0.4924	98.97	0.00
JHG.AX	Janus Henderson Group Plc	03/03/2021	92.71	0.00	03/03/2021	16/02/2021	201.00	201.00	0.4612	92.71	0.00
JHG.AX	Janus Henderson Group Plc	27/05/2021	96.94	0.00	27/05/2021	10/05/2021	201.00	201.00	0.4823	96.94	0.00
JHX.AX	James Hardie Industries Plc	30/04/2021	373.26		30/04/2021	18/02/2021	415.00	415.00	0.8994	373.26	0.00
MIN.AX	Mineral Resources Limited	15/09/2020	368.06	157.74	15/09/2020	25/08/2020	478.00	478.00	0.7700	368.06	157.74
MIN.AX	Mineral Resources Limited	09/03/2021	478.00	204.86	09/03/2021	16/02/2021	478.00	478.00	1.0000	478.00	204.86
ORG.AX	Origin Energy Limited	02/10/2020	118.50	0.00	02/10/2020	08/09/2020	1,185.00	1,185.00	0.1000	118.50	0.00
ORG.AX	Origin Energy Limited	26/03/2021	148.13	0.00	26/03/2021	03/03/2021	1,185.00	1,185.00	0.1250	148.12	0.00
QAN.AX^	Qantas Airways Limited				01/09/2020	02/03/2020	900.00	900.00	0.0000	0.00	
QBE.AX	QBE Insurance Group Limited	25/09/2020	23.00	0.99	25/09/2020	20/08/2020	575.00	575.00	0.0400	23.00	0.99
REG.AX	Regis Healthcare Limited	30/09/2020	86.23	18.48	30/09/2020	11/03/2020	2,145.00	2,145.00	0.0402	86.23	18.48
SUN.AX	Suncorp Group Limited	21/10/2020	46.40	19.89	21/10/2020	26/08/2020	464.00	464.00	0.1000	46.40	19.89
SUN.AX	Suncorp Group Limited	01/04/2021	120.64	51.70	01/04/2021	15/02/2021	464.00	464.00	0.2600	120.64	51.70
WBC.AX	Westpac Banking Corporation	18/12/2020	83.39	35.74	18/12/2020	11/11/2020	269.00	269.00	0.3100	83.39	35.74
WBC.AX	Westpac Banking Corporation	25/06/2021	156.02	66.87	25/06/2021	13/05/2021	269.00	269.00	0.5800	156.02	66.87
WES.AX	Wesfarmers Limited	01/10/2020	226.10	96.90	01/10/2020	25/08/2020	238.00	238.00	0.9500	226.10	96.90
WES.AX	Wesfarmers Limited	31/03/2021	209.44	89.76	31/03/2021	23/02/2021	238.00	238.00	0.8800	209.44	89.76
WPL.AX	Woodside Petroleum Ltd	18/09/2020	112.37	48.16	18/09/2020	24/08/2020	310.00	310.00	0.3625	112.37	48.16
WPL.AX	Woodside Petroleum Ltd	24/03/2021	47.42	20.32	24/03/2021	25/02/2021	310.00	310.00	0.1530	47.42	20.32
			6,094.53	1,754.79					13.6809	6,094.51	1,754.78
Units in Listed Unit Trusts (Australian)											
ALX.AX	Atlas Arteria	05/10/2020	183.70		05/10/2020	25/09/2020	1,670.00	1,670.00	0.1100	183.70	0.00

R & L Hurst Superannuation Fund

Investment Income Comparison Report

As at 30 June 2021

Investment	Ledger Data			ASX & UUT Data							
	Transaction Date	Income Amount	Franking Credit	Date Payable	Ex Div/Dist Date	Units On Hand	45 Day Qualified	Amount per share/unit	Estimated Income	Estimated Franking*	
ALX.AX	Atlas Arteria	09/04/2021	217.10		09/04/2021	30/03/2021	1,670.00	1,670.00	0.1300	217.10	0.00
GMG.AX	Goodman Group				28/08/2020	29/06/2020	907.00	907.00	0.1500	136.05	0.00
GMG.AX	Goodman Group	25/02/2021	136.05		25/02/2021	30/12/2020	907.00	907.00	0.1500	136.05	0.00
GMG.AX	Goodman Group	30/06/2021	136.05	0.00							
			672.90	0.00					0.5400	672.90	0.00
Unreconciled											
Managed Investments (Australian)											
HURSTNORTH	North Investment	30/06/2021	50,506.24	244.67							
			50,506.24	244.67							
Shares in Listed Companies (Australian)											
RWC.AX	Reliance Worldwide Corporation Limited	09/10/2020	132.30	11.34	09/10/2020	10/09/2020	1,890.00	1,890.00	0.0250	47.25	4.05
RWC.AX	Reliance Worldwide Corporation Limited	09/04/2021	113.40	9.72	09/04/2021	10/03/2021	1,890.00	1,890.00	0.0600	113.40	9.72
			245.70	21.06					0.0850	160.65	13.77
			57,519.37	2,020.52					14.3059	6,928.06	1,768.55

*Franking credit is estimated using 45 day qualified units. The estimation might not be accurate for preference shares and hedging arrangements.

^Cancelled dividend



AGL Energy Limited
ABN 74 115 061 375

All Registry communications to:
Computershare Investor Services Pty Limited
GPO Box 2975
Melbourne Victoria 3001 Australia
Telephone (free call within Australia): 1800 824 513
(international): +61 3 9415 4253
Email: agleenergy@computershare.com.au
Website: www-au.computershare.com/Investor
ASX Code: **AGL**

044658 046 AGL



MR RICHARD MICHAEL HURST & MRS
LEE ANN HURST
<R & L HURST S/F A/C>
40 PATERNOSTER ROAD
REID SA 5118

Key Details

SRN/HIN: HIN WITHHELD
Payment date: 26 March 2021
Record date: 25 February 2021
TFN/ABN Status: Quoted

Interim and Special dividend statement for six months ended 31 December 2020

This payment represents an ordinary dividend of 31 cents and a special dividend of 10 cents per share, for the six months ended 31 December 2020. For income tax purposes, 100% of the dividend is declared to be nil Conduit Foreign Income.

Class Description	Amount per Security	Number of Securities	Franked Amount	Unfranked Amount	Gross Payment
Ordinary Shares	\$0.41	310	\$0.00	\$127.10	\$127.10
Net Payment					\$127.10
Franking Credit					\$0.00

Note 1: You should retain this statement to assist you in preparing your tax return.

Note 2: If you require your payment to be re-issued, you may be charged an administrative fee which will be deducted from your payment.

Your Payment Instruction

ANZ
BSB: 015-356 Account number: XXXXXXX71

Amount Deposited
AUD\$127.10

If payment cannot be made in accordance with the above instruction, your dividend entitlement will be withheld pending receipt of your valid banking details.

Need help with your shareholding?

1. How do I create an online Investor Centre account to manage my shareholding?

- Visit www-au.computershare.com/investor/
- If you have an existing User ID and password, click on the purple '**Login**' button and you will be taken to the Investor Centre login page.
- To create an online account, click on the purple '**Register now**' button.
- Follow the instructions provided to create your online profile.
- Once you have set up your profile you can view and manage your shareholding, access statements, update your details and much more. You will need your Securityholder Reference Number (SRN) or Holder Identification Number (HIN) (shown on the reverse of this document) to set up your profile. Please keep a record of your user ID, password and security questions for the next time you log in.

2. How do I update my address details?

- If your holder number begins with 'X', your holding is broker sponsored. Please contact your broker as only they can update your postal address.
- If you have an online Investor Centre account (See item 1 above), you can log in, select '**My Profile**' and go to '**Address Change**' and edit your details, or
- Contact Computershare via the details at the bottom of this page.

3. How do I register for electronic communications?

- If you have an online Investor Centre account (See item 1 above), you can log in, select '**My Profile**' and go to '**Communication Preferences**' and edit your email address and/or communication elections, or
- Contact Computershare via the details at the bottom of this page.

4. How do I update my bank details?

- If you have an online Investor Centre account (See item 1 above), you can log in, select '**My Profile**' and go to '**Banking Details**' and edit your payment instructions, or
- Contact Computershare via the details at the bottom of this page. You can provide us with your details or request a Direct Credit form.

5. Further Information

- If you require further assistance in regard to managing your shareholding, visit www.investorcentre.com/contact or contact Computershare via the details at the bottom of this page.

AGL share registry

- T** Australia 1800 824 513
Other countries +61 3 9415 4253
- E** aglenenergy@computershare.com.au
- W** www-au.computershare.com/investor/



**AGL ENERGY LIMITED**

Mr Richard Michael Hurst & Mrs Lee Ann Hurst <R & L HURST S/F> X*****4930

Summary

Class	Not Available
Payment date	25/09/2020
Record date	27/08/2020
Payment type	Dividend
Payment rate	\$0.51
Securities on record date	310
Payment method	Direct Credit
Payment reference	51133947
Gross amount	\$158.10
Total taxes	\$0.00
Net amount	\$158.10

Taxes and Fees

Franked Amount	\$126.48
Unfranked Amount	\$31.62
Franking Credit	\$54.21
Withholding Tax	\$0.00

CLOSE



036816 046 AMC



MR RICHARD MICHAEL HURST & MRS
LEE ANN HURST
<R & L HURST S/F A/C>
40 PATERNOSTER ROAD
REID SA 5118

Update your information:

Online:
www.computershare.com.au/easyupdate/AMC

By Mail:
Computershare Investor Services Pty Limited
GPO Box 2975 Melbourne
Victoria 3001 Australia

Enquiries:

(within Australia) 1300 850 505
(within New Zealand) 0800 888 017
(outside Australia) +61 3 9415 4000

Holder Identification Number (HIN)

HIN WITHHELD

ASX Code	AMC
Record Date	24 November 2020
Payment Date	15 December 2020
Direct Credit Reference No.	867892

Quarterly Dividend for the period ended 30 September 2020

Dear Shareholder,

The Directors of Amcor plc declared a quarterly dividend of 11.75 US cents per ordinary share for the period ended 30 September 2020, payable on 15 December 2020. For holders of CHESS Depository Interests (CDIs), the A\$ equivalent will be 16.55 cents per CDI. The payment is paid on shares held on the Record Date, 24 November 2020.

Class Description	Amount per CDI	Number of CDIs	Gross Payment \$
CDIs	A\$0.1655	583	\$96.49
Net Payment			\$96.49

Note: You should retain this statement to assist you in preparing your tax return.

Your Payment Instruction

ANZ
BSB: 015-356 Account number: XXXXXXXX71

Amount Deposited
AUD\$96.49



041354 000 AMC



MR RICHARD MICHAEL HURST & MRS
LEE ANN HURST
<R & L HURST S/F A/C>
40 PATERNOSTER ROAD
REID SA 5118

Update your information:

Online:
www.computershare.com.au/easyupdate/AMC

By Mail:
Computershare Investor Services Pty Limited
GPO Box 2975 Melbourne
Victoria 3001 Australia

Enquiries:

(within Australia) 1300 850 505
(within New Zealand) 0800 888 017
(outside Australia) +61 3 9415 4000

Holder Identification Number (HIN)

HIN WITHHELD

ASX Code	AMC
Record Date	24 February 2021
Payment Date	16 March 2021
Direct Credit Reference No.	869751

Quarterly Dividend for the period ended 31 December 2020

Dear Shareholder,

The Directors of Amcor plc declared a quarterly dividend of 11.75 US cents per ordinary share for the period ended 31 December 2020, payable on 16 March 2021. For holders of CHESS Depository Interests (CDIs), the A\$ equivalent will be 15.21 cents per CDI. The payment is paid on shares held on the Record Date, 24 February 2021.

Class Description	Amount per CDI	Number of CDIs	Gross Payment \$
CDIs	A\$0.1521	583	\$88.67
Net Payment			\$88.67

Note: You should retain this statement to assist you in preparing your tax return.

Your Payment Instruction

ANZ
BSB: 015-356 Account number: XXXXXXXX71

Amount Deposited
AUD\$88.67



036693 046 AMC



MR RICHARD MICHAEL HURST & MRS
LEE ANN HURST
<R & L HURST S/F A/C>
40 PATERNOSTER ROAD
REID SA 5118

Update your information:



Online:

www.computershare.com.au/easyupdate/AMC



By Mail:

Computershare Investor Services Pty Limited
GPO Box 2975 Melbourne
Victoria 3001 Australia

Enquiries:

(within Australia) 1300 850 505
(within New Zealand) 0800 888 017
(outside Australia) +61 3 9415 4000

Holder Identification Number (HIN)

HIN WITHHELD

ASX Code	AMC
Record Date	3 September 2020
Payment Date	23 September 2020
Direct Credit Reference No.	867960

Quarterly Dividend for the period ended 30 June 2020

Dear Shareholder,

The Directors of Amcor plc declared a quarterly dividend of 11.5 US cents per ordinary share for the period ended 30 June 2020, payable on 23 September 2020. For holders of CHESS Depository Interests (CDIs), the A\$ equivalent will be 16 cents per CDI. The payment is paid on shares held on the Record Date, 3 September 2020.

Class Description	Amount per CDI	Number of CDIs	Gross Payment \$
CDIs	A\$0.16	583	\$93.28
Net Payment			\$93.28

Note: You should retain this statement to assist you in preparing your tax return.

Your Payment Instruction

ANZ
BSB: 015-356 Account number: XXXXXXX71

Amount Deposited

AUD\$93.28



039675 046 AMC



MR RICHARD MICHAEL HURST & MRS
LEE ANN HURST
<R & L HURST S/F A/C>
40 PATERNOSTER ROAD
REID SA 5118

Update your information:

Online:
www.computershare.com.au/easyupdate/AMC

By Mail:
Computershare Investor Services Pty Limited
GPO Box 2975 Melbourne
Victoria 3001 Australia

Enquiries:

(within Australia) 1300 850 505
(within New Zealand) 0800 888 017
(outside Australia) +61 3 9415 4000

Holder Identification Number (HIN)

HIN WITHHELD

ASX Code	AMC
Record Date	26 May 2021
Payment Date	15 June 2021
Direct Credit Reference No.	868510

Quarterly Dividend for the period ended 31 March 2021

Dear Shareholder,

The Directors of Amcor plc declared a quarterly dividend of 11.75 US cents per ordinary share for the period ended 31 March 2021, payable on 15 June 2021. For holders of CHESS Depository Interests (CDIs), the A\$ equivalent will be 15.12 cents per CDI. The payment is paid on shares held on the Record Date, 26 May 2021.

Class Description	Amount per CDI	Number of CDIs	Gross Payment \$
CDIs	A\$0.1512	583	\$88.15
Net Payment			\$88.15

Note: You should retain this statement to assist you in preparing your tax return.

Your Payment Instruction

ANZ
BSB: 015-356 Account number: XXXXXXXX71

Amount Deposited
AUD\$88.15




157413 046 ANZ




MR RICHARD MICHAEL HURST & MRS
LEE ANN HURST
<R & L HURST S/F A/C>
40 PATERNOSTER ROAD
REID SA 5118

NEED ASSISTANCE?

 www.anz.com/shareholder/centre
anzshareregistry@computershare.com.au

 Computershare Investor Services Pty Limited
GPO Box 2975 Melbourne
Victoria 3001 Australia

 1800 113 399 (within Australia)
0800 174 007 (within New Zealand)
+61 3 9415 4010 (outside Australia)

Holder Identification Number (HIN)

HIN WITHHELD

Share Class Ordinary
Record Date 25 August 2020
Payment Date 30 September 2020
TFN/ABN Quoted

Payment in Australian dollars

DIVIDEND ADVICE

The details of your **Interim Dividend** of A\$0.25 per share for the half year ended 31 March 2020 are set out below.

NUMBER OF SHARES	FRANKED AMOUNT	UNFRANKED AMOUNT	NET AMOUNT	FRANKING CREDIT
310	A\$77.50	A\$0.00	A\$77.50	A\$33.21

The dividend is 100% franked at the Australian company tax rate of 30%.

A NZ Imputation Credit of **NZ\$9.30** has been attached to the above dividend. For NZ taxpayers, your NZ gross income will include the aggregate of the Net Amount and the NZ Imputation Credit which should be included in your income tax return.

Shareholders should obtain their own professional advice on the tax implications of the dividend and retain this document to assist in tax return preparation.

PAYMENT INSTRUCTIONS

ANZ

BSB: XXX-XXX
Account number: XXXXXXXX71
Payment reference: 706231

PAYMENT AMOUNT: A\$77.50

If payment cannot be made to the above account, you will be notified and your entitlement will be held pending receipt of updated direct credit instructions.



UPCOMING EVENTS

29 October 2020
Full Year Results announced





155764 046 ANZ




MR RICHARD MICHAEL HURST & MRS
LEE ANN HURST
<R & L HURST S/F A/C>
40 PATERNOSTER ROAD
REID SA 5118

NEED ASSISTANCE?

 anz.com/shareholder/centre
anzshareregistry@computershare.com.au

 Computershare Investor Services Pty Limited
GPO Box 2975 Melbourne
Victoria 3001 Australia

 1800 113 399 (within Australia)
0800 174 007 (within New Zealand)
+61 3 9415 4010 (outside Australia)

Holder Identification Number (HIN)

HIN WITHHELD

Share Class	Ordinary
Record Date	10 November 2020
Payment Date	16 December 2020
TFN/ABN	Quoted

Payment in Australian dollars

DIVIDEND ADVICE

The details of your **Final Dividend** of A\$0.35 per share for the year ended 30 September 2020 are set out below.

NUMBER OF SHARES	FRANKED AMOUNT	UNFRANKED AMOUNT	NET AMOUNT	FRANKING CREDIT
310	A\$108.50	A\$0.00	A\$108.50	A\$46.50

The dividend is 100% franked at the Australian company tax rate of 30%.

A NZ Imputation Credit of **NZ\$12.40** has been attached to the above dividend. For NZ taxpayers, your NZ gross income will include the aggregate of the Net Amount and the NZ Imputation Credit which should be included in your income tax return.

Shareholders should obtain their own professional advice on the tax implications of the dividend and retain this document to assist in tax return preparation.

PAYMENT INSTRUCTIONS



ANZ

BSB:	XXX-XXX
Account number:	XXXXXXXX71
Payment reference:	702058

PAYMENT AMOUNT: A\$108.50

If payment cannot be made to the above account, you will be notified and your entitlement will be held pending receipt of updated direct credit instructions.



To update your shareholder information in a fast, secure and environmentally friendly way visit anz.com/easyupdate.





Argo Investments Limited
ABN 35 007 519 520

All correspondence to:

BoardRoom
Smart Business Solutions

Boardroom Pty Limited
ABN 14 003 209 836

GPO Box 3993
Sydney NSW 2001

Tel: 1300 350 716 (within Australia)

Tel: +61 2 9290 9600 (outside Australia)

Fax: +61 2 9279 0664

www.boardroomlimited.com.au

argo@boardroomlimited.com.au

MR RICHARD MICHAEL HURST & MRS
LEE ANN HURST
<R & L HURST S/F A/C>
40 PATERNOSTER ROAD
REID SA 5118

Reference Number: S00097107556
TFN/ABN Status: Quoted
Subregister: CHES
Record Date: 31/08/2020
Payment Date: 18/09/2020

Dividend Statement

Payment Description: Final Dividend for the year ended 30 June 2020

Security Class: Fully Paid Ordinary Shares

ASX Code: ARG

Number of shares held at Record Date	Dividend Rate per share	Gross Dividend	Withholding Tax	Net Dividend Credited	Franked Amount ¹	Unfranked Amount	Franking Credit ²
1,124	14 cents	\$157.36	Nil	\$157.36	\$157.36	Nil	\$67.44

1. This dividend is 100% franked.

2. The franking credit has been calculated at the tax rate of 30%.

The dividend does not include a listed investment company (LIC) capital gain component.

Direct Credit Instruction

The total net payment has been paid in accordance with your instructions as shown below:

Bank Domicile: AUS

Receipt Currency: AUD

Bank Account Type: Domestic

Amount Deposited: 157.36

Bank Code: 015-356

Account Number: *****571

Exchange Rate: N/A

Please check the above details are correct and the payment has been credited to your account.

S00097107556

Please retain this statement for taxation purposes



Argo Investments Limited
ABN 35 007 519 520

All correspondence to:

BoardRoom
Smart Business Solutions

Boardroom Pty Limited
ABN 14 003 209 836

GPO Box 3993
Sydney NSW 2001

Tel: 1300 350 716 (within Australia) Tel:
+61 2 8023 5479 (outside Australia)
Fax: +61 2 9279 0664

www.boardroomlimited.com.au
argo@boardroomlimited.com.au

MR RICHARD MICHAEL HURST & MRS
LEE ANN HURST
<R & L HURST S/F A/C>
40 PATERNOSTER ROAD
REID SA 5118

Reference Number: S00097107556
TFN/ABN Status: Quoted
Subregister: CHES
Record Date: 22/02/2021
Payment Date: 12/03/2021

Dividend Statement

Payment Description: Interim Dividend for the year ending 30 June 2021

Security Class: Fully Paid Ordinary Shares

ASX Code: ARG

Number of shares held at Record Date	Dividend Rate per share	Gross Dividend	Withholding Tax	Net Dividend Credited	Franked Amount ¹	Unfranked Amount	Franking Credit ²
1,124	14 cents	\$157.36	Nil	\$157.36	\$157.36	Nil	\$67.44

1. This dividend is 100% franked

2. The franking credit has been calculated at the tax rate of 30%.

The dividend does not include a listed investment company (LIC) capital gain component.

Direct Credit Instruction

The total net payment has been paid in accordance with your instructions as shown below:

Bank Domicile: AUS

Receipt Currency: AUD

Bank Account Type: Domestic

Amount Deposited: 157.36

Bank Code: 015-356

Account Number: *****571

Exchange Rate: N/A

Please check the above details are correct and the payment has been credited to your account.

S00097107556

Please retain this statement for taxation purposes

Update Your Details:



Online:
www.investorcentre.com/au/contact

Enquiries:



By Phone:
(within Australia) 1300 556 050
(outside Australia) +61 3 9415 4027



By Mail:
Computershare Investor Services Pty Limited
GPO Box 2975 Melbourne
Victoria 3001 Australia

021603 046 AWC



MR RICHARD MICHAEL HURST & MRS
LEE ANN HURST
<R & L HURST S/F A/C>
40 PATERNOSTER ROAD
REID SA 5118

Holder Identification Number (HIN)

HIN WITHHELD

ASX Code	AWC
TFN/ABN Status	Quoted
Record Date	1 September 2020
Payment Date	25 September 2020
Direct Credit Reference No.	830516

Notification of 2020 Interim Dividend - Paid 25 September 2020

Dear Shareholder,

We have pleasure in advising the payment of the 2020 Interim Dividend at the rate of 2.8 US cents (equivalent to 3.7943 Australian cents) per share has been forwarded for direct credit to the account detailed below. The dividend is paid on the number of shares registered in your name and entitled to participate as at the Record Date of 1 September 2020.

All amounts are in Australian dollars.

For income tax purposes this dividend is 100% franked at the rate of 30%.

Ensure your information is up to date. Simply visit www.investorcentre.com/au to update your banking instructions or personal details.

Stephen Foster
Company Secretary

Class Description	Number of Shares	Dividend per Share	Unfranked Amount	Franked Amount	Franking Credit
Ordinary Shares	4,410	3.7943 cents	A\$0.00	A\$167.33	A\$71.71
				Net Payment	A\$167.33

Note: You should retain this statement to assist you in preparing your tax return.

Your Payment Instruction

ANZ

BSB: 015-356 Account number: XXXXXXXX71

Amount Deposited

A\$167.33

If payment cannot be made to the above instruction, a cheque will be forwarded to your registered address.

Update Your Details:



Online:
www.investorcentre.com/au/contact

Enquiries:



By Phone:
(within Australia) 1300 556 050
(outside Australia) +61 3 9415 4027



By Mail:
Computershare Investor Services Pty Limited
GPO Box 2975 Melbourne
Victoria 3001 Australia

021583 046 AWC



MR RICHARD MICHAEL HURST & MRS
LEE ANN HURST
<R & L HURST S/F A/C>
40 PATERNOSTER ROAD
REID SA 5118

Holder Identification Number (HIN)

HIN WITHHELD

ASX Code	AWC
TFN/ABN Status	Quoted
Record Date	1 March 2021
Payment Date	16 March 2021
Direct Credit Reference No.	841214

Notification of 2020 Final Dividend - Paid 16 March 2021

Dear Shareholder,

We have pleasure in advising the payment of the 2020 Final Dividend at the rate of 2.9 US cents (equivalent to 3.7575 Australian cents) per share has been forwarded for direct credit to the account detailed below. The dividend is paid on the number of shares registered in your name and entitled to participate as at the Record Date of 1 March 2021.

All amounts are in Australian dollars.

For income tax purposes this dividend is 100% franked at the rate of 30%.

Ensure your information is up to date. Simply visit www.investorcentre.com/au to update your banking instructions or personal details.

Stephen Foster
Company Secretary

Class Description	Number of Shares	Dividend per Share	Unfranked Amount	Franked Amount	Franking Credit
Ordinary Shares	4,410	3.7575 cents	A\$0.00	A\$165.71	A\$71.02
Net Payment					A\$165.71

Note: You should retain this statement to assist you in preparing your tax return.

Your Payment Instruction

ANZ	Amount Deposited
BSB: 015-356 Account number: XXXXXX71	A\$165.71

If payment cannot be made to the above instruction, a cheque will be forwarded to your registered address.



AURIZON[®]

Aurizon Holdings Limited
ABN 14 146 335 622

☎ 014766 000 AZJ



MR RICHARD MICHAEL HURST & MRS
LEE ANN HURST
<R & L HURST S/F A/C>
40 PATERNOSTER ROAD
REID SA 5118

2020 FINAL DIVIDEND

Dear Shareholder,

This payment represents a final dividend of 13.7 cents per share for the year ended 30 June 2020. This dividend is paid on the shares registered in your name and entitled to participate as at the Record Date of 25 August 2020. For Australian tax purposes, 9.59 cents of this dividend is franked at the corporate tax rate of 30%. The remaining 4.11 cents is unfranked with nil Conduit Foreign Income.

Please register at www.computershare.com.au/easyupdate/azj in order to update your TFN, bank account and other details online.

Class Description	Amount per Security	Number of Securities	Franked Amount	Unfranked Amount	Gross Payment
Ordinary Shares	13.7 cents	1,740	\$166.87	\$71.51	\$238.38
				Net Payment	\$238.38
				Franking Credit	\$71.52

Note: You should retain this statement to assist you in preparing your tax return.

Your Payment Instruction

ANZ
BSB: 015-356 Account number: XXXXXX71

Amount Deposited
AUD\$238.38

Update your information:



Online:

www.computershare.com.au/easyupdate/azj



By Mail:

Computershare Investor Services Pty Limited
GPO Box 2975 Melbourne
Victoria 3001 Australia

Enquiries:

(within Australia) 1800 776 476
(international) +61 3 9938 4376

Holder Identification Number (HIN)

HIN WITHHELD

ASX Code	AZJ
TFN/ABN Status	Quoted
Record Date	25 August 2020
Payment Date	21 September 2020
Direct Credit Reference No.	841021



AURIZON[®]

Aurizon Holdings Limited
ABN 14 146 335 622

┌ 019577 000 AZJ



MR RICHARD MICHAEL HURST & MRS
LEE ANN HURST
<R & L HURST S/F A/C>
40 PATERNOSTER ROAD
REID SA 5118

2021 INTERIM DIVIDEND

Dear Shareholder,

This payment represents an interim dividend of 14.4 cents per share for the half year ended 31 December 2020. This dividend is paid on the shares registered in your name and entitled to participate as at the Record Date of 2 March 2021. For Australian tax purposes, 10.08 cents of this dividend is franked at the corporate tax rate of 30%. The remaining 4.32 cents is unfranked with nil Conduit Foreign Income.

Please register at www.computershare.com.au/easyupdate/azj in order to update your TFN, bank account and other details online.

Class Description	Amount per Security	Number of Securities	Franked Amount	Unfranked Amount	Gross Payment
Ordinary Shares	14.4 cents	1,740	\$175.39	\$75.17	\$250.56
Net Payment					\$250.56
Franking Credit					\$75.17

Note: You should retain this statement to assist you in preparing your tax return.

Your Payment Instruction

ANZ
BSB: 015-356 Account number: XXXXXXX71

Amount Deposited
AUD\$250.56

Update your information:



Online:

www.computershare.com.au/easyupdate/azj



By Mail:

Computershare Investor Services Pty Limited
GPO Box 2975 Melbourne
Victoria 3001 Australia

Enquiries:

(within Australia) 1800 776 476
(international) +61 3 9938 4376

Holder Identification Number (HIN)

HIN WITHHELD

ASX Code	AZJ
TFN/ABN Status	Quoted
Record Date	2 March 2021
Payment Date	31 March 2021
Direct Credit Reference No.	846071



BHP Group Limited
ABN 49 004 028 077

182597 000 BHP



MR RICHARD MICHAEL HURST & MRS
LEE ANN HURST
<R & L HURST S/F A/C>
40 PATERNOSTER ROAD
REID SA 5118

Update Your Details:



www.computershare.com.au/investor



(within Australia) 1300 656 780
(outside Australia) +61 3 9415 4020



Computershare Investor Services Pty Limited
GPO Box 2975 Melbourne
Victoria 3001 Australia

Your Shareholding

SHARE CLASS	HOLDER NUMBER
Ordinary Shares	HIN WITHHELD
TFN/ABN STATUS	DIRECT CREDIT REF NO
Quoted	1145623
RECORD DATE	PAYMENT DATE
5 March 2021	23 March 2021

You must keep this document for your tax records.

BHP Group Limited Shares

383rd Dividend Payment - Dividend Statement & Direct Credit Advice

The statement below represents your interim dividend for the year ending 30 June 2021. This dividend is paid at the rate of US\$1.01 (equivalent to A\$1.31134770) per share on your holding of fully paid ordinary shares, registered in your name and entitled to participate as at the record date. This dividend has been franked in Australia at a rate of 100% and the company tax rate used to determine the franking credit is 30%. All amounts are in Australian dollars, except where indicated.

Stefanie Wilkinson
Group Company Secretary

Amount per Security	Number of Securities	Franked Amount	Unfranked Amount	Gross Payment
A\$1.31134770	405	A\$531.10	A\$0.00	A\$531.10
Net Payment				A\$531.10
Australian Franking Credit				A\$227.61

Your Payment Instruction

ANZ
BSB: 015-356
Account Number: XXXXXX71

Amount Deposited

A\$531.10

If payment cannot be made to the above instruction, you will be issued a cheque in the same currency as the Amount Deposited.



BHP Group Limited
ABN 49 004 028 077

183718 000 BHP



MR RICHARD MICHAEL HURST & MRS
LEE ANN HURST
<R & L HURST S/F A/C>
40 PATERNOSTER ROAD
REID SA 5118

Update Your Details:



www.computershare.com.au/investor



(within Australia) 1300 656 780
(outside Australia) +61 3 9415 4020



Computershare Investor Services Pty Limited
GPO Box 2975 Melbourne
Victoria 3001 Australia

Your Shareholding

SHARE CLASS	HOLDER NUMBER
Ordinary Shares	HIN WITHHELD
TFN/ABN STATUS	DIRECT CREDIT REF NO
Quoted	1158427
RECORD DATE	PAYMENT DATE
4 September 2020	22 September 2020

You must keep this document for your tax records.

BHP Group Limited Shares

382nd Dividend Payment - Dividend Statement & Direct Credit Advice

The statement below represents your final dividend for the year ended 30 June 2020. This dividend is paid at the rate of 55 US cents (equivalent to 75.456167 Australian cents) per share on your holding of fully paid ordinary shares, registered in your name and entitled to participate as at the record date. This dividend has been franked in Australia at a rate of 100% and the company tax rate used to determine the franking credit is 30%. All amounts are in Australian dollars, except where indicated.

Caroline Cox
Group General Counsel and Company Secretary

Amount per Security	Number of Securities	Franked Amount	Unfranked Amount	Gross Payment
A75.456167 cents	405	A\$305.60	A\$0.00	A\$305.60
Net Payment				A\$305.60
Australian Franking Credit				A\$130.97

Your Payment Instruction

ANZ
BSB: 015-356
Account Number: XXXXXX71

Amount Deposited

A\$305.60

If payment cannot be made to the above instruction, you will be issued with a cheque in the same currency as the Amount Deposited.

MR RICHARD MICHAEL HURST & MRS
LEE ANN HURST
<R & L HURST S/F A/C>
40 PATERNOSTER ROAD
REID SA 5118

Reference Number: X*****4930
TFN/ABN Status: Quoted
Record Date: 10/09/2020
Payment Date: 08/10/2020

2020 Final Dividend

Dear Shareholder,

The details below relate to the final dividend for the year ended 30 June 2020 payable on shares that are entitled to participate in the dividend at the record date.

This dividend is 30% franked at the corporate tax rate of 30%. Please note that the unfranked portion of the dividend is conduit foreign income and is therefore free from Australian dividend withholding tax where paid to non-Australian residents.

Security Class: Fully Paid Ordinary Shares

ASX Code: BXB

No. of Shares held at Record Date	Dividend amount per Share (AUD) ¹	Franked Amount (AUD)	Unfranked Amount (AUD)	Gross Dividend Payment (AUD)	Less Withholding Tax ² (AUD)	Net Dividend Payment (AUD)	Franking Credit (AUD)
807	12.54 cents	\$30.36	\$70.84	\$101.20	Nil	\$101.20	\$13.01

1. The Board of Brambles Limited declared a final dividend of USD 0.09 per ordinary share. This dividend has been converted to AUD at the FX rate of AUD 1.00 = USD 0.7175.

2. Withholding Tax applies to you if you are a resident of Australia and your TFN, ABN or Exemption Code has not been recorded with Boardroom. Withholding Tax is deducted at 47% of the gross unfranked portion of the dividend.

To update your TFN, bank account and other details please visit www.investorserve.com.au. Alternatively, please contact Boardroom Pty Limited on 1300 883 073 (or +61 2 9290 9600 if outside Australia) or email brambles@boardroomlimited.com.au.

Direct Credit Payment Confirmation

Your net dividend payment has been paid in accordance with your instructions as shown below:

Bank Domicile:	AUS	Receipt Currency:	AUD
Bank Account Type:	Domestic	Amount Deposited:	101.20
Bank Code:	015-356		
Account Number:	*****571		
Account Name:	R + L HURST SUPER FUND		
Exchange Rate:	N/A		

Please check the above details are correct and that payment has been credited to your account.

Please retain this statement for taxation purposes

MR RICHARD MICHAEL HURST & MRS
LEE ANN HURST
<R & L HURST S/F A/C>
40 PATERNOSTER ROAD
REID SA 5118

Reference Number: X*****4930
TFN/ABN Status: Quoted
Record Date: 11/03/2021
Payment Date: 08/04/2021

2021 Interim Dividend

Dear Shareholder,

The details below relate to the interim dividend for the half year ended 31 December 2020 payable on shares that are entitled to participate in the dividend at the record date.

This dividend is 30% franked at the corporate tax rate of 30%. Please note that the unfranked portion of the dividend is conduit foreign income and is therefore free from Australian dividend withholding tax where paid to non-Australian residents.

Security Class: Fully Paid Ordinary Shares

ASX Code: BXB

No. of Shares held at Record Date	Dividend amount per Share (AUD) ¹	Franked Amount (AUD)	Unfranked Amount (AUD)	Gross Dividend Payment (AUD)	Less Withholding Tax ² (AUD)	Net Dividend Payment (AUD)	Franking Credit (AUD)
807	13.08 cents	\$31.67	\$73.89	\$105.56	Nil	\$105.56	\$13.57

- The Board of Brambles Limited declared a final dividend of USD 0.10 per ordinary share. This dividend has been converted to AUD at the FX rate of AUD 1.00 = USD 0.7646.*
- Withholding Tax applies to you if you are a resident of Australia and your TFN, ABN or Exemption Code has not been recorded with Boardroom. Withholding Tax is deducted at 47% of the gross unfranked portion of the dividend.*

To update your TFN, bank account and other details please visit www.investorserve.com.au. Alternatively, please contact Boardroom Pty Limited on 1300 883 073 (or +61 2 9290 9600 if outside Australia) or email brambles@boardroomlimited.com.au.

Direct Credit Payment Confirmation

Your net dividend payment has been paid in accordance with your instructions as shown below:

Bank Domicile: AUS
Bank Code: 015-356
Account Number: *****571
Exchange Rate: N/A
Receipt Currency: AUD

Amount Deposited
\$105.56

Please check the above details are correct and that payment has been credited to your account.

Please retain this statement for taxation purposes



265160 046 IAG



MR RICHARD MICHAEL HURST & MRS LEE ANN HURST <R & L HURST S/F A/C> 40 PATERNOSTER ROAD REID SA 5118

Insurance Australia Group Limited

ABN 60 090 739 923 ASX Code: IAG

UPDATE YOUR INFORMATION:



Online: www.investorcentre.com/iag iag@computershare.com.au www.iag.com.au



By Mail: Computershare Investor Services Pty Limited GPO Box 4709 Melbourne Victoria 3001 Australia

ENQUIRIES:



(within Australia) 1300 360 688 (international) +61 3 9415 4210

Holder number: HIN WITHHELD Record date: 17 February 2021 Payment date: 30 March 2021 TFN/ABN: Quoted Share Price 17/02/21: \$5.14 Share Value 17/02/21: \$6,682.00

DIVIDEND STATEMENT

The details below relate to the interim dividend of 7 cents per share for Insurance Australia Group Limited (IAG), for the period 1 July 2020 to 31 December 2020. This dividend is 100% unfranked, declared to be conduit foreign income (CFI) and has been forwarded to the account detailed below.

Table with 9 columns: Share Class, Shares Held 17/02/2021, Total Dividend per share, Unfranked Amount \$, Franked Amount \$, Gross Payment \$, Withholding Tax \$, Net Payment \$, Franking Credit \$. Row 1: ORD, 1,300, 7 cents, 91.00, 0.00, 91.00, 0.00, 91.00, 0.00

Key figures for the half year ended 31 December 2020

\$6,188m

Gross written premium (\$m)

17.9%

Reported insurance margin (%)

\$460m

Net loss after tax (\$m)*

Table with 2 columns: Period, Value. Row 1: HY21, 6,188. Row 2: HY20, 5,962

Table with 2 columns: Period, Value. Row 1: HY21, 17.9. Row 2: HY20, 13.5

Table with 2 columns: Period, Value. Row 1: HY21, -460. Row 2: HY20, 283

For information about what contributed to these results, see the overview on the reverse of this page. Detailed information about our results is available in the Reports and Results area of our website (www.iag.com.au).

* Net loss after tax mainly reflects business interruption provision announced in November 2020

PAYMENT INSTRUCTIONS

ANZ BSB: 015-356 ACC: XXXXXXX71

You may be subject to income tax on any dividends paid on your IAG shares. IAG is required to provide the ATO with the details of any dividends paid to you. Any imputation credits attached to these dividends should be available to reduce your income tax payable with any excess being refundable to you provided certain requirements are met. These comments are of a general nature and it is important that you seek your own independent taxation advice specific to your circumstances.

You should keep this statement to assist you in preparing your income tax return.

If you require your payment to be re-issued, you may be charged an administrative fee which will be deducted from your payment.



First half 2021 overview



Financial strength

\$6,188^m

Gross written premium

up 3.8% on 1H20

\$667^m

Insurance profit

up 33.1% on 1H20

17.9%

Reported insurance margin

up 440 basis points on 1H20

15.9%

Underlying insurance margin

down 100 basis points on 1H20

\$460^m

Net loss after tax

\$462^m

Cash earnings

up 21.6% on 1H20

15.5%

Cash return on equity

up 340 basis points on 1H20



Shareholders

642,286

Shareholders at 31 December 2020

7cents

per share interim dividend

37% payout ratio



Community

97,000

Risk Reduction Tasks

Since the NRMA Insurance First Saturday campaign was launched in November 2020, people have signed up for 97,000 risk reduction task reminders and an average of 1 in 3 people surveyed are taking action to reduce their risk.

FIRST SATURDAY



Customers

\$4,204^m

in claims paid in the six months to 31 December 2020



Climate action

Carbon neutral since 2012

Completed installation of a 99 kilowatt solar PV system on our Melbourne Data Centre which is expected to reduce carbon emissions by up to 175 tonnes a year – the same as planting 6,360–7,950 mature trees, or neutralising the impact of 64–80 cars.



Online:

www.computershare.com.au/easyupdate/JHG



By Mail:

Computershare Investor Services Pty Limited
GPO Box 2975 Melbourne
Victoria 3001 Australia

012723 046 JHG



MR RICHARD MICHAEL HURST & MRS
LEE ANN HURST
<R & L HURST S/F A/C>
40 PATERNOSTER ROAD
REID SA 5118

Enquiries:

(within Australia) 1300 137 981
(within New Zealand) 0800 888 017
(outside Australia) +61 3 9415 4081

Holder Identification Number (HIN)

HIN WITHHELD

ASX Code	JHG
Record Date	17 February 2021
Payment Date	3 March 2021
Direct Credit Reference No.	827472

Fourth Quarter Dividend for the period ended 31 December 2020

Dear Shareholder,

The Directors of Janus Henderson Group plc declared a fourth quarter dividend of 36 US cents per ordinary share for the period ended 31 December 2020, payable on 3 March 2021. For holders of CHESS Depository Interests (CDIs), the A\$ equivalent will be 46.1232 cents per CDI. The payment is paid on shares held on the Record Date, 17 February 2021.

Class Description	Amount per CDI	Number of CDIs	Gross Payment \$
CDIs	A\$0.461232	201	\$92.71
Net Payment			\$92.71

Note 1: You should retain this statement to assist you in preparing your tax return.

Note 2: If you require your payment to be re-issued, you may be charged an administrative fee which will be deducted from your payment.

Your Payment Instruction

ANZ
BSB: 015-356 Account number: XXXXXX71

Amount Deposited

AUD\$92.71

If payment cannot be made to the above instruction, a cheque will be forwarded to your registered address.



Online:

www.computershare.com.au/easyupdate/JHG



By Mail:

Computershare Investor Services Pty Limited
GPO Box 2975 Melbourne
Victoria 3001 Australia

012288 046 JHG



MR RICHARD MICHAEL HURST & MRS
LEE ANN HURST
<R & L HURST S/F A/C>
40 PATERNOSTER ROAD
REID SA 5118

Enquiries:

(within Australia) 1300 137 981
(within New Zealand) 0800 888 017
(outside Australia) +61 3 9415 4081

Holder Identification Number (HIN)

HIN WITHHELD

ASX Code	JHG
Record Date	11 May 2021
Payment Date	27 May 2021
Direct Credit Reference No.	826926

First Quarter Dividend for the period ended 31 March 2021

Dear Shareholder,

The Directors of Janus Henderson Group plc declared a first quarter dividend of 38 US cents per ordinary share for the period ended 31 March 2021, payable on 27 May 2021. For holders of CHESS Depository Interests (CDIs), the A\$ equivalent will be 48.2296 cents per CDI. The payment is paid on shares held on the Record Date, 11 May 2021.

Class Description	Amount per CDI	Number of CDIs	Gross Payment \$
CDIs	A\$0.482296	201	\$96.94
Net Payment			\$96.94

Note 1: You should retain this statement to assist you in preparing your tax return.

Note 2: If you require your payment to be re-issued, you may be charged an administrative fee which will be deducted from your payment.

Your Payment Instruction

ANZ
BSB: 015-356 Account number: XXXXXX71

Amount Deposited

AUD\$96.94

If payment cannot be made to the above instruction, a cheque will be forwarded to your registered address.



Online:

www.computershare.com.au/easyupdate/JHG



By Mail:

Computershare Investor Services Pty Limited
GPO Box 2975 Melbourne
Victoria 3001 Australia

013155 046 JHG



MR RICHARD MICHAEL HURST & MRS
LEE ANN HURST
<R & L HURST S/F A/C>
40 PATERNOSTER ROAD
REID SA 5118

Enquiries:

(within Australia) 1300 137 981
(within New Zealand) 0800 888 017
(outside Australia) +61 3 9415 4081

Holder Identification Number (HIN)

HIN WITHHELD

ASX Code	JHG
Record Date	9 November 2020
Payment Date	23 November 2020
Direct Credit Reference No.	828247

Third Quarter Dividend for the period ended 30 September 2020

Dear Shareholder,

The Directors of Janus Henderson Group plc declared a third quarter dividend of 36 US cents per ordinary share for the period ended 30 September 2020, payable on 23 November 2020. For holders of CHESSE Depository Interests (CDIs), the A\$ equivalent will be 49.2408 cents per CDI. The payment is paid on shares held on the Record Date, 9 November 2020.

Class Description	Amount per CDI	Number of CDIs	Gross Payment \$
CDIs	A\$0.492408	201	\$98.97
Net Payment			\$98.97

Note 1: You should retain this statement to assist you in preparing your tax return.

Note 2: If you require your payment to be re-issued, you may be charged an administrative fee which will be deducted from your payment.

Your Payment Instruction

ANZ
BSB: 015-356 Account number: XXXXXX71

Amount Deposited

AUD\$98.97

If payment cannot be made to the above instruction, a cheque will be forwarded to your registered address.

013654 046 JHG



MR RICHARD MICHAEL HURST & MRS
LEE ANN HURST
<R & L HURST S/F A/C>
40 PATERNOSTER ROAD
REID SA 5118

Update your information:



Online:

www.computershare.com.au/easyupdate/JHG



By Mail:

Computershare Investor Services Pty Limited
GPO Box 2975 Melbourne
Victoria 3001 Australia

Enquiries:

(within Australia) 1300 137 981

(within New Zealand) 0800 888 017

(outside Australia) +61 3 9415 4081

Holder Identification Number (HIN)

HIN WITHHELD

ASX Code	JHG
Record Date	10 August 2020
Payment Date	26 August 2020
Direct Credit Reference No.	828942

Second Quarter Dividend for the period ended 30 June 2020

Dear Shareholder,

The Directors of Janus Henderson Group plc declared a second quarter dividend of 36 US cents per ordinary share for the period ended 30 June 2020, payable on 26 August 2020. For holders of CHESS Depository Interests (CDIs), the A\$ equivalent will be 49.752 cents per CDI. The payment is paid on shares held on the Record Date, 10 August 2020.

Class Description	Amount per CDI	Number of CDIs	Gross Payment \$
CDIs	A\$0.49752	201	\$100.00
Net Payment			\$100.00

Note 1: You should retain this statement to assist you in preparing your tax return.

Note 2: If you require your payment to be re-issued, you may be charged an administrative fee which will be deducted from your payment.

Your Payment Instruction

ANZ
BSB: 015-356 Account number: XXXXXXX71

Amount Deposited
AUD\$100.00

If payment cannot be made to the above instruction, a cheque will be forwarded to your registered address.



JamesHardie™

James Hardie Industries plc

ARBN 097 829 895

Incorporated in Ireland. The liability of members is limited

Registration Number: 485719

Registered Office: Second Floor, Europa House,
Harcourt Centre, Harcourt Street, Dublin 2, D02 WR20, Ireland

Update your information:



Online:

www.computershare.com.au/easyupdate/jhx



By Mail:

Computershare Investor Services Pty Limited
GPO Box 2975 Melbourne
Victoria 3001 Australia

Enquiries:

(within Australia) 1300 855 080

(international) +61 3 9415 4000

Holder Identification Number (HIN)

HIN WITHHELD

ASX Code JHX
Record Date 19 February 2021
Payment Date 30 April 2021
Direct Credit Reference No. 813712

008447 000 JHX



MR RICHARD MICHAEL HURST & MRS
LEE ANN HURST
<R & L HURST S/F A/C>
40 PATERNOSTER ROAD
REID SA 5118

FY2021 Special Dividend

This payment represents a FY2021 special dividend of 70 US cents (equivalent to 89.9430 Australian cents) per CUFS. All amounts are in Australian dollars, except where indicated.

Dividend per CUFS	Number of CUFS	Gross Dividend	Irish Withholding Tax Deducted	Net Payment Amount
A\$0.899430	415	A\$373.26	A\$93.32	A\$279.94

Irish Withholding Tax

This statement should be retained as it will be accepted by the Irish Revenue Commissioners as evidence of Irish Withholding Tax deducted in respect of which you may be entitled to claim payment or relief. For the purposes of any Irish Withholding Tax reclaim, the Euro equivalent of the Irish Withholding Tax deducted in respect of these dividends was €60.36. The exchange rate used to convert from Australian dollars to Euros was A\$1.00 = €0.6468. The AUD/EUR exchange rate for the purposes of Irish Withholding Tax was set on 16 April 2021, as required by Irish Revenue. All other exchange rates were set on 19 February 2021.

Should you wish to complete an Irish DWT form in order to claim exemption from Irish Withholding Tax for future dividend payments, please refer to www.computershare.com/au/forms search for JHX and scroll to 'Company Forms'.

For the information of securityholders resident in Australia:

If you are completing an Australian tax return you should include in your assessable income, as foreign source income, an amount equal to the gross Australian dollar value of the dividends paid to you, inclusive of any tax disclosed above.

Notes:

James Hardie Industries plc is incorporated in Ireland. These dividend payments are unfranked.

This statement contains information which is important for your taxation records. Please retain in a safe place as a charge may be levied for a replacement.

Your Payment Instruction

ANZ

BSB: 015-356 Account number: XXXXXXXX71

Amount Deposited

A\$279.94

If payment cannot be made to the above instruction, payment will be withheld until a new direct credit instruction has been provided. You may be charged an administrative fee which will be deducted from your payment.



**MINERAL
RESOURCES**

Mineral Resources Limited
ABN 33 118 549 910

004167 000 MIN



MR RICHARD MICHAEL HURST & MRS
LEE ANN HURST
<R & L HURST S/F A/C>
40 PATERNOSTER ROAD
REID SA 5118

Update your information:

Online:
www.computershare.com.au/easyupdate/MIN

By Mail:
Computershare Investor Services Pty Limited
GPO Box 2975 Melbourne
Victoria 3001 Australia

Enquiries:

(within Australia) 1300 653 781
(international) +61 3 9415 4000

Holder Identification Number (HIN)

HIN WITHHELD

ASX Code	MIN
TFN/ABN Status	Quoted
Record Date	26 August 2020
Payment Date	15 September 2020
Direct Credit Reference No.	807364

2020 Final Dividend

Dear Securityholder,

This payment represents a final dividend of 77 cents per share for the year ended 30 June 2020. This dividend is paid on the shares registered in your name and entitled to participate as at the record date of 26 August 2020. This payment is 100% franked at the corporate tax rate of 30%.

Please register at www.computershare.com.au/easyupdate/MIN in order to update your TFN, bank account and other details online.

Derek Oelofse
Company Secretary

Class Description	Amount per Security	Number of Securities	Franked Amount	Unfranked Amount	Gross Payment
Ordinary Fully Paid Shares	77 cents	478	\$368.06	\$0.00	\$368.06
Net Payment					\$368.06
Franking Credit					\$157.74

Note 1: You should retain this statement to assist you in preparing your tax return.

Note 2: If you require your payment to be re-issued, you may be charged an administrative fee which will be deducted from your payment.

Your Payment Instruction

ANZ
BSB: 015-356 Account number: XXXXXXXX71

Amount Deposited

AUD\$368.06



**MINERAL
RESOURCES**

Mineral Resources Limited
ABN 33 118 549 910

005118 000 MIN



MR RICHARD MICHAEL HURST & MRS
LEE ANN HURST
<R & L HURST S/F A/C>
40 PATERNOSTER ROAD
REID SA 5118

Update your information:

Online:
www.computershare.com.au/easyupdate/MIN

By Mail:
Computershare Investor Services Pty Limited
GPO Box 2975 Melbourne
Victoria 3001 Australia

Enquiries:

(within Australia) 1300 653 781
(international) +61 3 9415 4000

Holder Identification Number (HIN)

HIN WITHHELD

ASX Code	MIN
TFN/ABN Status	Quoted
Record Date	17 February 2021
Payment Date	9 March 2021
Direct Credit Reference No.	808124

2021 Interim Dividend

Dear Securityholder,

This payment represents an interim dividend of \$1.00 per share for the half year ended 31 December 2020. This dividend is paid on the shares registered in your name and entitled to participate as at the record date of 17 February 2021. This payment is 100% franked at the corporate tax rate of 30%.

Please register at www.computershare.com.au/easyupdate/MIN in order to update your TFN, bank account and other details online.

Derek Oelofse
Company Secretary

Class Description	Amount per Security	Number of Securities	Franked Amount	Unfranked Amount	Gross Payment
Ordinary Fully Paid Shares	\$1.00	478	\$478.00	\$0.00	\$478.00
Net Payment					\$478.00
Franking Credit					\$204.86

Note 1: You should retain this statement to assist you in preparing your tax return.

Note 2: If you require your payment to be re-issued, you may be charged an administrative fee which will be deducted from your payment.

Your Payment Instruction


ANZ
BSB: 015-356 Account number: XXXXXXXX71


Amount Deposited


AUD\$478.00



All correspondence to:

 Boardroom Pty Limited
ABN 14 003 209 836
GPO Box 3993
Sydney NSW 2001

 Tel: 1300 664 446 (within Australia)
Tel: +61 2 8016 2896 (outside Australia)
Fax: +61 2 9279 0664

 www.boardroomlimited.com.au
origin@boardroomlimited.com.au

MR RICHARD MICHAEL HURST & MRS
LEE ANN HURST
<R & L HURST S/F A/C>
40 PATERNOSTER ROAD
REID SA 5118

SRN/HIN: X*****4930
Share Class: Ordinary
TFN/ABN Status: Quoted
Record Date: 09 September 2020
Payment Date: 02 October 2020

Dividend Statement

Origin Energy Limited has determined a 100% unfranked final dividend for the full-year ended 30 June 2020.

Number of shares	Dividend per share	Franked amount	Unfranked amount	Withholding tax	Net amount	Franking credit
1,185	10 cents	Nil	\$118.50	Nil	\$118.50	Nil

Withholding tax has been deducted where your TFN, ABN or Exemption Code has not been recorded or if non-resident withholding tax applies.

All amounts are in Australian Dollars unless otherwise stated.

Please retain this statement for taxation purposes.

Your payment instructions

Bank code	Account number	Receipt currency	Exchange rate	Amount deposited
015-356	*****571	AUD	N/A	118.50

Please check the above details are correct and payment has been credited to your account.

Annual General Meeting

Our Virtual AGM will be held on Tuesday, 20 October 2020.
Visit boardroomlimited.com.au/agm/Origin


Electronic Communications

Want to go paperless and receive your dividend statement electronically?
Log on to investorserve.com.au, provide your email address and change your communication preference to email.


S00097107556



All correspondence to:

 Boardroom Pty Limited
ABN 14 003 209 836
GPO Box 3993
Sydney NSW 2001

 Tel: 1300 664 446 (within Australia)
Tel: +61 2 8016 2896 (outside Australia)
Fax: +61 2 9279 0664

 www.boardroomlimited.com.au
origin@boardroomlimited.com.au

MR RICHARD MICHAEL HURST & MRS
LEE ANN HURST
<R & L HURST S/F A/C>
40 PATERNOSTER ROAD
REID SA 5118

SRN/HIN: X*****4930
Share Class: Ordinary
TFN/ABN Status: Quoted
Record Date: 04 March 2021
Payment Date: 26 March 2021

Dividend Statement

Origin Energy Limited has determined a 100% unfranked interim dividend for the half-year ended 31 December 2020.

Number of shares	Dividend per share	Franked amount	Unfranked amount	Withholding tax	Net amount	Franking credit
1,185	12.5 cents	Nil	\$148.13	Nil	\$148.13	Nil

Withholding tax has been deducted where your TFN, ABN or Exemption Code has not been recorded or if non-resident withholding tax applies.

All amounts are in Australian Dollars unless otherwise stated.

Please retain this statement for taxation purposes.

Your payment instructions

Bank code	Account number	Receipt currency	Exchange rate	Amount deposited
015-356	*****571	AUD	N/A	148.13

Please check the above details are correct and payment has been credited to your account.

Electronic Communications

Want to go paperless and receive your dividend statement electronically?
Log on to investorserve.com.au, provide your email address and change your communication preference to email.

S00097107556

Origin's Half-Year 2021 results summary

Statutory Profit

\$13 million

▼ \$586M decrease on
HY2020

Underlying Profit

\$224 million

▼ \$304M decrease on
HY2020

Underlying ROCE (12 month rolling)

6.8%

▼ 1.5 per cent decrease
on Dec-19

Operating Cash Flow

\$669 million

▲ \$318M increase
on HY2020

Adjusted Net Debt

\$4.7 billion

▼ \$460M reduction
since Jun-20

Interim Dividend (Unfranked)

12.5 cents per share

▲ Up from 10 cents per share
for final FY2020



023048 046 QBE



MR RICHARD MICHAEL HURST & MRS
LEE ANN HURST
<R & L HURST S/F A/C>
40 PATERNOSTER ROAD
REID SA 5118

Update Your Information:

www.investorcentre.com/au
qbe.queries@computershare.com.au



Computershare Investor Services Pty Limited
GPO Box 2975
Melbourne Victoria 3001 Australia



1300 723 487 (within Australia)
+61 3 9415 4840 (outside Australia)



Holder Identification Number (HIN) HIN WITHHELD

ASX Code	QBE
TFN/ABN Status	Quoted
Record Date	21 August 2020
Payment Date	25 September 2020

2020 Interim Dividend Notice

The details below relate to the interim dividend of 4 cents per share for the half year ended 30 June 2020. This dividend is 10% franked at the company tax rate of 30%. The whole of the unfranked amount of this dividend has been declared to be conduit foreign income.

CLASS DESCRIPTION	DIVIDEND PER SHARE	PARTICIPATING SHARES	FRANKED AMOUNT \$	UNFRANKED AMOUNT \$	FRANKING CREDIT \$	DIVIDEND PAYMENT \$
Fully Paid Ordinary	4 cents	575	2.30	20.70	0.99	23.00
Net Payment (AUD\$)						23.00

You should keep this statement to assist in preparing your tax return.

Payment instruction

ANZ
BSB: 015-356
Account Number: XXXXXXX71
Direct Credit Reference No. 855852
Amount Deposited AUD\$23.00

265812_02_V3



Reliance Worldwide Corporation Limited
 ABN 46 610 855 877

004281 000 RWC



MR RICHARD MICHAEL HURST & MRS
 LEE ANN HURST
 <R & L HURST S/F A/C>
 40 PATERNOSTER ROAD
 REID SA 5118

2020 Interim Dividend

Dear Shareholder,

This payment represents an interim dividend of 4.5 cents per share for the half year ended 31 December 2019. This dividend is paid on the shares registered in your name and entitled to participate as at the record date of 11 March 2020. This payment is 20% franked at the corporate tax rate of 30%. The unfranked portion of the dividend has been declared to be Conduit Foreign Income.

Please register at www.computershare.com.au/easyupdate/rwc in order to update your TFN, bank account and other details online.

Class Description	Amount per Share	Number of Shares	Franked Amount	Unfranked Amount	Gross Payment
Ordinary Shares	4.5 cents	1,890	\$17.01	\$68.04	\$85.05
				Net Payment	\$85.05
				Franking Credit	\$7.29

Note 1: You should retain this statement to assist you in preparing your tax return.

Note 2: If you require your payment to be re-issued, you may be charged an administrative fee which will be deducted from your payment.

Your Payment Instruction

ANZ
 BSB: 015-356 Account number: XXXXXXX71

Amount Deposited
AUD\$85.05

If payment cannot be made to the above instruction, a cheque will be forwarded to your registered address.

Update your information:

Online:
www.computershare.com.au/easyupdate/rwc

By Mail:
 Computershare Investor Services Pty Limited
 GPO Box 2975 Melbourne
 Victoria 3001 Australia

Enquiries:

(within Australia) 1300 850 505
 (international) +61 3 9415 4000

Holder Identification Number (HIN)

HIN WITHHELD

ASX Code	RWC
TFN/ABN Status	Quoted
Record Date	11 March 2020
Payment Date	9 October 2020
Direct Credit Reference No.	809037



Reliance Worldwide Corporation Limited
 ABN 46 610 855 877

004518 000 RWC



MR RICHARD MICHAEL HURST & MRS
 LEE ANN HURST
 <R & L HURST S/F A/C>
 40 PATERNOSTER ROAD
 REID SA 5118

2020 Final Dividend

Dear Shareholder,

This payment represents a final dividend of 2.5 cents per share for the year ended 30 June 2020. This dividend is paid on the shares registered in your name and entitled to participate as at the record date of 11 September 2020. This payment is 20% franked at the corporate tax rate of 30%. The unfranked portion of the dividend has been declared to be Conduit Foreign Income.

Please register at www.computershare.com.au/easyupdate/rwc in order to update your TFN, bank account and other details online.

Class Description	Amount per Share	Number of Shares	Franked Amount	Unfranked Amount	Gross Payment
Ordinary Shares	2.5 cents	1,890	\$9.45	\$37.80	\$47.25
				Net Payment	\$47.25
				Franking Credit	\$4.05

Note 1: You should retain this statement to assist you in preparing your tax return.

Note 2: If you require your payment to be re-issued, you may be charged an administrative fee which will be deducted from your payment.

Your Payment Instruction

ANZ
 BSB: 015-356 Account number: XXXXXX71

Amount Deposited
AUD\$47.25

If payment cannot be made to the above instruction, a cheque will be forwarded to your registered address.

Update your information:

Online:
www.computershare.com.au/easyupdate/rwc

By Mail:
 Computershare Investor Services Pty Limited
 GPO Box 2975 Melbourne
 Victoria 3001 Australia

Enquiries:

(within Australia) 1300 850 505
 (international) +61 3 9415 4000

Holder Identification Number (HIN)

HIN WITHHELD

ASX Code	RWC
TFN/ABN Status	Quoted
Record Date	11 September 2020
Payment Date	9 October 2020
Direct Credit Reference No.	807474



Reliance Worldwide Corporation Limited
 ABN 46 610 855 877

003894 000 RWC



MR RICHARD MICHAEL HURST & MRS
 LEE ANN HURST
 <R & L HURST S/F A/C>
 40 PATERNOSTER ROAD
 REID SA 5118

2021 Interim Dividend

Dear Shareholder,

This payment represents an interim dividend of 6 cents per share for the half year ended 31 December 2020. This dividend is paid on the shares registered in your name and entitled to participate as at the record date of 11 March 2021. This payment is 20% franked at the corporate tax rate of 30%. The unfranked portion of the dividend has been declared to be Conduit Foreign Income.

Please register at www.computershare.com.au/easyupdate/rwc in order to update your TFN, bank account and other details online.

Class Description	Amount per Share	Number of Shares	Franked Amount	Unfranked Amount	Gross Payment
Ordinary Shares	6 cents	1,890	\$22.68	\$90.72	\$113.40
				Net Payment	\$113.40
				Franking Credit	\$9.72

Note 1: You should retain this statement to assist you in preparing your tax return.

Note 2: If you require your payment to be re-issued, you may be charged an administrative fee which will be deducted from your payment.

Your Payment Instruction

ANZ
 BSB: 015-356 Account number: XXXXXX71

Amount Deposited
AUD\$113.40

If payment cannot be made to the above instruction, a cheque will be forwarded to your registered address.

Update your information:

Online:
www.computershare.com.au/easyupdate/rwc

By Mail:
 Computershare Investor Services Pty Limited
 GPO Box 2975 Melbourne
 Victoria 3001 Australia

Enquiries:

(within Australia) 1300 850 505
 (international) +61 3 9415 4000

Holder Identification Number (HIN)

HIN WITHHELD

ASX Code	RWC
TFN/ABN Status	Quoted
Record Date	11 March 2021
Payment Date	9 April 2021
Direct Credit Reference No.	806609

All registry communications to:

Link Market Services Limited
Locked Bag A6015, Sydney South NSW 1235
Telephone (free call within Australia): +61 1800 804 255
ASX Code: WBC
Email: westpac@linkmarketservices.com.au
Website: www.linkmarketservices.com.au



046 / 238800

MR RICHARD MICHAEL HURST & MRS
LEE ANN HURST
<R & L HURST S/F A/C>
40 PATERNOSTER ROAD
REID SA 5118

Key details

Payment date:	18 December 2020
Record date:	12 November 2020
SRN/HIN:	X*****4930
TFN/ABN status:	RECEIVED AND RECORDED

Final dividend statement for the six months ended 30 September 2020

This dividend is 100% franked with Australian franking credits at the company tax rate of 30%.

Description	Participating holding	Dividend rate per share [#]	Unfranked amount	Franked amount	Total amount	Franking credit
Ordinary shares	269	31 cents	\$0.00	\$83.39	\$83.39	\$35.74
Net dividend amount					\$83.39	
***New Zealand Imputation Credit (NZIC)						NZ\$18.83

[#] The final dividend of 31 cents per share takes into consideration the cost of the Bank Levy which was equivalent to 8 cents per share over 2020. All amounts are in Australian dollars unless otherwise stated.

*** Only relevant for New Zealand taxpayers.

PAYMENT INSTRUCTIONS

ANZ BANK

BSB: 015-356

ACC: *****9571

ACCOUNT NAME: R + L HURST SUPER FUND

PAYMENT REFERENCE NUMBER: 001254237671

A payment has been made to the above account. If this account is not valid please turn over for instructions to update your details.

Update your details **online**

Information we need from you

We need the following details to administer your holding. If you have not provided these details, or if they have changed, you can update them via Link's Investor Centre:

1	Bank account details Dividend will only be paid directly into an Australian dollar bank account. A dividend payment statement will be provided for each payment.
2	Email address Communication by email means you can be promptly notified of key announcements, when dividend payments are made and when statements can be accessed online.
3	TFN, TFN exemption or ABN Providing your Tax File Number (TFN), TFN exemption code or Australian Business Number (ABN) is optional. However, without these details Westpac may be required to withhold Australian tax, from any dividend that is not 100% franked, at the highest marginal tax rate plus the Medicare levy.

How to update your information

1. Login to Link's Investor Centre at www.linkmarketservices.com.au
2. Click on **Investor Login**
3. If you do not have a **Portfolio*** login, please use the Single Holding login
4. Enter **WBC** in the **Issuer Name** field and press enter
5. Enter your **Security Holder Number (SRN)** or **Holder Identification Number (HIN)**
6. Enter your **postcode** or, if your registered address is overseas, click on the **Outside Australia** link to look up your country of residence
7. Complete the **security verification** (this protects against robots)
8. Click on the box indicating you have read the terms and conditions
9. Click on **Login**

* Setting up a Portfolio login allows you to easily manage your holdings across issuers who use Link as their registrar.

All registry communications to:
Link Market Services Limited
Locked Bag A6015, Sydney South NSW 1235
Telephone (free call within Australia): +61 1800 804 255
ASX Code: WBC
Email: westpac@linkmarketservices.com.au
Website: www.linkmarketservices.com.au



046 / 185248

MR RICHARD MICHAEL HURST & MRS
LEE ANN HURST
<R & L HURST S/F A/C>
40 PATERNOSTER ROAD
REID SA 5118

Key details

Payment date:	25 June 2021
Record date:	14 May 2021
SRN/HIN:	X*****4930
TFN/ABN status:	RECEIVED AND RECORDED

Interim dividend statement for the six months ended 31 March 2021

This dividend is 100% franked with Australian franking credits at the company tax rate of 30%.

Description	Participating holding	Dividend rate per share [#]	Unfranked amount	Franked amount	Total amount	Franking credit
Ordinary shares	269	58 cents	\$0.00	\$156.02	\$156.02	\$66.87
Net dividend amount					\$156.02	
***New Zealand Imputation Credit (NZIC)						NZ\$18.83

[#] The interim dividend of 58 cents per share takes into consideration the cost of the Bank Levy which was equivalent to 4 cents per share over 2021. All amounts are in Australian dollars unless otherwise stated.

^{***} Only relevant for New Zealand taxpayers.

PAYMENT INSTRUCTIONS

ANZ BANK

BSB: 015-356

ACC: *****9571

ACCOUNT NAME: R + L HURST SUPER FUND

PAYMENT REFERENCE NUMBER: 001260818805

A payment has been made to the above account. If this account is not valid please turn over for instructions to update your details.

**Please keep this statement for your tax records.
It can also be accessed online in Link's Investor Centre, see over for login instructions.**

Update your details **online**

Information we need from you

We need the following details to administer your holding. If you have not provided these details, or if they have changed, you can update them via Link's Investor Centre:

1	Bank account details Dividend will only be paid directly into an Australian dollar bank account. A dividend payment statement will be provided for each payment.
2	Email address Communication by email means you can be promptly notified of key announcements, when dividend payments are made and when statements can be accessed online.
3	TFN, TFN exemption or ABN Providing your Tax File Number (TFN), TFN exemption code or Australian Business Number (ABN) is optional. However, without these details Westpac may be required to withhold Australian tax, from any dividend that is not 100% franked, at the highest marginal tax rate plus the Medicare levy.

How to update your information

1. Login to Link's Investor Centre at www.linkmarketservices.com.au
2. Click on **Investor Login**
3. If you do not have a **Portfolio*** login, please use the Single Holding login
4. Enter **WBC** in the **Issuer Name** field and press enter
5. Enter your **Security Holder Number (SRN)** or **Holder Identification Number (HIN)**
6. Enter your **postcode** or, if your registered address is overseas, click on the **Outside Australia** link to look up your country of residence
7. Complete the **security verification** (this protects against robots)
8. Click on the box indicating you have read the terms and conditions
9. Click on **Login**

* Setting up a Portfolio login allows you to easily manage your holdings across issuers who use Link as their registrar.

Private and Confidential

126890 046 WES



MR RICHARD MICHAEL HURST & MRS
 LEE ANN HURST
 <R & L HURST S/F A/C>
 40 PATERNOSTER ROAD
 REID SA 5118

Holder Identification Number (HIN)
HIN WITHHELD

Record Date	26 August 2020
Payment Date	1 October 2020
TFN/ABN Status	Quoted
Direct Credit Ref. No.	1082347
ASX Code	WES

Final Dividend and Special Dividend

The statement below represents your final dividend (A\$0.77) and special dividend (A\$0.18), totalling A\$0.95 per share for the year ended 30 June 2020. The dividends are fully-franked (100 per cent) for Australian income tax purposes at the corporate tax rate of 30 per cent.

Class Description	Amount per Security	Number of Securities	Franked Amount	Unfranked Amount	Gross Payment	Franking Credit
Ordinary Shares	A\$0.95	238	A\$226.10	A\$0.00	A\$226.10	A\$96.90
Total			A\$226.10	A\$0.00	A\$226.10	A\$96.90
Net Payment					A\$226.10	

Important Notes

1. You should retain this statement to assist you in preparing your tax return.
2. Shareholders should obtain their own professional advice on the tax implications of these dividends.

Non-Resident Shareholders

The Franked Amount is not subject to withholding tax.
 New Zealand imputation credits are not attached to these dividends.



Help Wesfarmers to help the environment

To apply for online statements, or to view or update your security holding details please visit: www.wesdirect.com.au. When in Wesdirect, log in as an existing user with your user ID or register as a new user by creating a login using your SRN/HIN and postcode (if within Australia) or country (if outside Australia). For security purposes, if you wish to update your information you will be required to register by choosing a user ID and password.

Your Payment Instruction

ANZ
 BSB: 015-356 Account number: XXXXXX71

Amount Deposited
A\$226.10

Private and Confidential

126160 046 WES



MR RICHARD MICHAEL HURST & MRS
 LEE ANN HURST
 <R & L HURST S/F A/C>
 40 PATERNOSTER ROAD
 REID SA 5118

Holder Identification Number (HIN)
HIN WITHHELD

Record Date	24 February 2021
Payment Date	31 March 2021
TFN/ABN Status	Quoted
Direct Credit Ref. No.	1077246
ASX Code	WES

Interim Dividend

The statement below represents your interim dividend for the half-year ended 31 December 2020. The dividend is fully-franked (100 per cent) for Australian income tax purposes at the corporate tax rate of 30 per cent.

Class Description	Amount per Security	Number of Securities	Franked Amount	Unfranked Amount	Gross Payment	Franking Credit
Ordinary Shares	A\$0.88	238	A\$209.44	A\$0.00	A\$209.44	A\$89.76
Total			A\$209.44	A\$0.00	A\$209.44	A\$89.76
Net Payment					A\$209.44	

Important Notes

1. You should retain this statement to assist you in preparing your tax return.
2. Shareholders should obtain their own professional advice on the tax implications of this dividend.

Non-Resident Shareholders

The Franked Amount is not subject to withholding tax.
 New Zealand imputation credits are not attached to this dividend.



Help Wesfarmers to help the environment

To apply for online statements, or to view or update your security holding details please visit: www.wesdirect.com.au. When in Wesdirect, log in as an existing user with your user ID or register as a new user by creating a login using your SRN/HIN and postcode (if within Australia) or country (if outside Australia). For security purposes, if you wish to update your information you will be required to register by choosing a user ID and password.

Your Payment Instruction

ANZ
 BSB: 015-356 Account number: XXXXXX71

Amount Deposited
A\$209.44



073977 046 WPL



MR RICHARD MICHAEL HURST & MRS
LEE ANN HURST
<R & L HURST S/F A/C>
40 PATERNOSTER ROAD
REID SA 5118

Update Your Information:

www.investorcentre.com/wpl



Computershare Investor Services Pty Limited
GPO Box 2975 Melbourne
Victoria 3001 Australia



1300 558 507 (within Australia)
+61 3 9415 4632 (outside Australia)



Holder Identification Number (HIN)

HIN WITHHELD

ASX Code	WPL
TFN/ABN Status	Quoted
Record Date	26 February 2021
Payment Date	24 March 2021
Direct Credit Reference No.	637217

DIVIDEND STATEMENT

The statement below represents your final dividend for the full year ended 31 December 2020. This dividend is paid at the rate of 12 US cents (equivalent to 15.296367 Australian cents) per share on your holding of fully paid ordinary shares, registered in your name and eligible as at the record date 26 February 2021.

This dividend is fully franked (100%) at the tax rate of 30%.

Class Description	Amount per Security	Number of Securities	Franked Amount	Unfranked Amount	Total Payment
Ordinary Shares	A\$0.15296367	310	A\$47.42	A\$0.00	A\$47.42
Net Payment					A\$47.42
Australian Franking Credit					A\$20.32

PLEASE CONSIDER RECEIVING ONLINE SHAREHOLDER COMMUNICATIONS

Shareholders who receive online communications enjoy the benefits of quick and convenient communications including notifications of company results. Online communications help reduce the significant costs of paper and postage.

To apply for online statements, or to view or update your security holding details please visit: www.investorcentre.com/wpl. When in Investor Centre, if you wish to view your security holding log in using your SRN/HIN and postcode (if within Australia) or country (if outside Australia). For security purposes, if you wish to update your information you will be required to login as an existing user with your User ID and password or register as a new user and create a User ID and password.

Temporary changes made by the Government in response to the COVID-19 pandemic allow Woodside to provide notices of meeting and other information regarding a meeting online. Contact Computershare to opt in to obtain a hard copy notice of meeting for future meetings.

Important Notes:

- You should retain this statement to assist you in preparing your tax return.
- If you require a replacement payment for any of your dividend payments, you may be charged a fee to cover the costs to reissue such payments.

YOUR PAYMENT INSTRUCTION

ANZ
BSB: 015-356 Account number: XXXXXXXX71

Amount Deposited
A\$47.42

If payment cannot be made to the above account, the dividend amount will be withheld pending receipt of your valid direct credit instructions.



072788 046 WPL



MR RICHARD MICHAEL HURST & MRS
LEE ANN HURST
<R & L HURST S/F A/C>
40 PATERNOSTER ROAD
REID SA 5118

Update Your Information:

www.investorcentre.com/wpl



Computershare Investor Services Pty Limited
GPO Box 2975 Melbourne
Victoria 3001 Australia



1300 558 507 (within Australia)
+61 3 9415 4632 (outside Australia)



Holder Identification Number (HIN)

HIN WITHHELD

ASX Code	WPL
TFN/ABN Status	Quoted
Record Date	25 August 2020
Payment Date	18 September 2020
Direct Credit Reference No.	638272

DIVIDEND STATEMENT

The statement below represents your interim dividend for the half year ended 30 June 2020. This dividend is paid at the rate of 26 US cents (equivalent to 36.247038 Australian cents) per share on your holding of fully paid ordinary shares, registered in your name and eligible as at the record date 25 August 2020.

This dividend is fully franked (100%) at the tax rate of 30%.

Class Description	Amount per Security	Number of Securities	Franked Amount	Unfranked Amount	Total Payment
Ordinary Shares	A\$0.36247038	310	A\$112.37	A\$0.00	A\$112.37
Net Payment					A\$112.37
Australian Franking Credit					A\$48.16

PLEASE CONSIDER RECEIVING ONLINE SHAREHOLDER COMMUNICATIONS

Shareholders who receive online communications enjoy the benefits of quick and convenient communications including notifications of company results. Online communications help reduce the significant costs of paper and postage.

To apply for online statements, or to view or update your security holding details please visit: www.investorcentre.com/wpl. When in Investor Centre, if you wish to view your security holding log in using your SRN/HIN and postcode (if within Australia) or country (if outside Australia). For security purposes, if you wish to update your information you will be required to login as an existing user with your User ID and password or register as a new user and create a User ID and password.

Important Notes:

1. You should retain this statement to assist you in preparing your tax return.
2. If you require a replacement payment for any of your dividend payments, you may be charged a fee to cover the costs to reissue such payments.

YOUR PAYMENT INSTRUCTION

ANZ
BSB: 015-356 Account number: XXXXXXXX71

Amount Deposited
A\$112.37

If payment cannot be made to the above account, the dividend amount will be withheld pending receipt of your valid direct credit instructions.

24200 - Contributions

2021 Financial Year

Preparer Kelly Fu

Reviewer Kelly Fu

Status Completed

Account Code	Description	CY Balance	LY Balance	Change
HURLEE00001A	(Contributions) Hurst, Lee Ann - Accumulation (Accumulation)	(\$25,000.00)	(\$27,000.00)	(7.41)%
HURRIC00001A	(Contributions) Hurst, Richard - Accumulation (Accumulation)	(\$25,000.00)	(\$27,000.00)	(7.41)%
TOTAL		CY Balance	LY Balance	
		(\$50,000.00)	(\$54,000.00)	

Supporting Documents

- Contributions Breakdown Report [Report](#)
- 2021 Super Deduction Docs - Richard \$25k.pdf
- 2021 Super Deduction Docs - Lee Ann \$25k.pdf

Standard Checklist

- Attach copies of S290-170 notices (if necessary)
- Attach copy of Contributions Breakdown Report
- Attach SuperStream Contribution Data Report
- Check Fund is registered for SuperStream (if necessary)
- Ensure all Contributions have been allocated from Bank Accounts
- Ensure Work Test is satisfied if members are over 65

R & L Hurst Superannuation Fund

Contributions Breakdown Report

For The Period 01 July 2020 - 30 June 2021

Summary

Member	D.O.B	Age (at 30/06/2020)	Total Super Balance (at 30/06/2020) *1	Concessional	Non-Concessional	Other	Reserves	Total
Hurst, Lee Ann	Provided	49	643,298.39	25,000.00	0.00	0.00	4,000.00	29,000.00
Hurst, Richard	Provided	49	626,882.48	25,000.00	0.00	0.00	4,000.00	29,000.00
All Members				50,000.00	0.00	0.00	8,000.00	58,000.00

*1 TSB can include information external to current fund's transaction records. The amount is per individual across all funds.

Contribution Caps

Member	Contribution Type	Contributions	Cap	Current Position
Hurst, Lee Ann	Concessional	25,000.00	25,000.00	At Limit
	Non-Concessional	0.00	100,000.00	100,000.00 Below Cap
Hurst, Richard	Concessional	25,000.00	25,000.00	At Limit
	Non-Concessional	0.00	100,000.00	100,000.00 Below Cap

Carry Forward Unused Concessional Contribution Cap

Member	2016	2017	2018	2019	2020	2021	Current Position
Hurst, Lee Ann							
Concessional Contribution Cap	30,000.00	30,000.00	25,000.00	25,000.00	25,000.00	25,000.00	
Concessional Contribution	30,000.00	30,000.00	25,000.00	25,000.00	25,000.00	25,000.00	
Unused Concessional Contribution	0.00	0.00	0.00	0.00	0.00	0.00	
Cumulative Carry Forward Unused	N/A	N/A	N/A	0.00	0.00	0.00	
Maximum Cap Available	30,000.00	30,000.00	25,000.00	25,000.00	25,000.00	25,000.00	At Limit
Total Super Balance	0.00	0.00	509,477.40	563,613.27	617,207.09	643,298.39	

Hurst, Richard							
Concessional Contribution Cap	30,000.00	30,000.00	25,000.00	25,000.00	25,000.00	25,000.00	
Concessional Contribution	30,000.00	30,000.00	25,000.00	25,000.00	25,000.00	25,000.00	
Unused Concessional Contribution	0.00	0.00	0.00	0.00	0.00	0.00	
Cumulative Carry Forward Unused	N/A	N/A	N/A	0.00	0.00	0.00	
Maximum Cap Available	30,000.00	30,000.00	25,000.00	25,000.00	25,000.00	25,000.00	At Limit
Total Super Balance	0.00	0.00	504,512.14	555,370.17	604,851.69	626,882.48	

NCC Bring Forward Caps

Member	Bring Forward Cap	2018	2019	2020	2021	Total	Current Position
Hurst, Lee Ann	N/A	675.00	0.00	0.00	0.00	N/A	Bring Forward Not Triggered
Hurst, Richard	N/A	675.00	0.00	0.00	0.00	N/A	Bring Forward Not Triggered

Hurst, Lee Ann

Date	Transaction Description	Contribution Type	Ledger Data				SuperStream Data					
			Concessional	Non-Concession	Other	Reserves	Contribution	Employer	Concessional	Non-Concess	Other	
01/07/2020	Close Period Journal	Transferred from Reserves - Assessable	4,000.00									
28/07/2020	PAYMENT FROM Hurst Plumbers	Personal - Concessional	1,600.00									
31/08/2020	PAYMENT FROM hurst plumbers	Personal - Concessional	2,000.00									
29/10/2020	PAYMENT FROM Hurst Plumbers	Personal - Concessional	1,600.00									
28/01/2021	PAYMENT FROM Hurst Plumbers	Personal - Concessional	1,600.00									
24/02/2021	PAYMENT FROM Hurst Plumbers	Personal - Concessional	2,000.00									
31/05/2021	PAYMENT FROM Hurst Plumbers	Personal - Concessional	2,000.00									
09/06/2021	PAYMENT FROM Hurst Plumbers	Personal - Concessional	10,200.00									
09/06/2021	PAYMENT FROM Hurst Plumbers	Contribution Reserves - Personal Concessional				4,000.00						

Total - Hurst, Lee Ann

25,000.00 0.00 0.00 4,000.00

0.00 0.00 0.00

Hurst, Richard

Date	Transaction Description	Contribution Type	Ledger Data				SuperStream Data				
			Concessional	Non-Concession	Other	Reserves	Contribution	Employer	Concessional	Non-Concess	Other
01/07/2020	Close Period Journal	Transferred from Reserves - Assessable	4,000.00								
30/09/2020	PAYMENT FROM HURST PLUMBERS	Personal - Concessional	1,600.00								
02/12/2020	PAYMENT FROM Hurst Plumbers	Personal - Concessional	2,000.00								
04/01/2021	PAYMENT FROM Hurst Plumbers	Personal - Concessional	1,600.00								
30/03/2021	PAYMENT FROM Hurst Plumbers	Personal - Concessional	2,000.00								
29/04/2021	PAYMENT FROM Hurst Plumber	Personal - Concessional	1,600.00								
09/06/2021	PAYMENT FROM Hurst Plumbers	Personal - Concessional	10,600.00								
09/06/2021	PAYMENT FROM Hurst Plumbers	Contribution Reserves - Personal Concessional				4,000.00					
28/06/2021	PAYMENT FROM Hurst Plumbers	Personal - Concessional	1,600.00								
Total - Hurst, Richard			25,000.00	0.00	0.00	4,000.00			0.00	0.00	0.00

Total for All Members

50,000.00 0.00 0.00 8,000.00

R & L Hurst Superannuation Fund

Deductions Notice Letter

I, Lee Ann Hurst as a member of R & L Hurst Superannuation Fund

have requested in writing in accordance with section 290-170 of the Income Tax Assessment Act 1997 the intention to claim a tax deduction of

\$25000.00

for contributions paid in the year ended 30 June 2021.

Lee Ann Hurst

Date: 30/06/2021

R & L Hurst Superannuation Fund

Deductions Notice Letter

Lee Ann Hurst and Richard Hurst as trustee for R & L Hurst Superannuation Fund acknowledges that

Lee Ann Hurst

has advised in writing in accordance with Section 290-170 of the Income Tax Assessment Act 1997 the intention to claim a tax deduction of

\$25000.00

for contributions paid in the year ended 30 June 2021. The Trustee has taken action to deduct the appropriate level of tax from the contributions claimed.

Lee Ann Hurst

Date: 30/06/2021

**** IMPORTANT INFORMATION - PLEASE READ THE FOLLOWING CAREFULLY ****

If your records confirm the above amount claimed no action on your behalf is required. Retain this acknowledgement with your taxation records as it may be requested by the Australian Taxation Office to substantiate your tax deduction for Superannuation Contributions.

Otherwise: Complete the details below and return this form to the Trustee if:

1. The amount shown above is not the amount that will be claimed, or
2. The Australian Taxation Office disallows/reduces the amount you claim.

In terms of Section 290-170 of the Income Tax Assessment Act 1997 I advise that the amount I intend to claim as a tax deduction for the period 01 July 2020 to 30 June 2021 is: \$ _____

Lee Ann Hurst

Date: 30/06/2021

Notice of intent to claim or vary a deduction for personal super contributions

Section A: Your details

1 Tax file number (TFN)

PROVIDED

! The ATO does not collect this information provided on this form. This form is to assist you in providing details to your super fund. Your super fund is authorised to request your personal details, including your TFN, under the *Superannuation Industry (Supervision) Act 1993*, the *Income Tax Assessment Act 1997* and the *Taxation Administration Act 1953*. It is not an offence not to provide your TFN. However, if you do not provide your TFN, and your super fund doesn't already hold your TFN, they will not be permitted to accept the contribution(s) covered by this notice. For more information about your privacy please contact the entity you are providing this form to.

2 Name

Title: MRS

Family name

HURST

First given name

LEE ANN

Other given names

3 Date of birth

PROVIDED

4 Current postal address

40 PATERNOSTER ROAD

Suburb/town/locality

REID

State/territory

SA

(Australia only)

Postcode

5118

(Australia only)

Country if outside of Australia

5 Daytime phone number (include area code)

0885232093

Section B: Super fund's details

6 Fund name

R & L HURST SUPERANNUATION FUND

7 Fund Australian business number (ABN)

67287083410

8 Member account number

HURLEE00001A

9 Unique Superannuation Identifier (USI) (if known)

Section C: Contribution details

10 Personal contribution details

Is this notice varying an earlier notice? No Yes

If you answered 'No' complete the **Original Notice to Claim a Tax Deduction** section below.
If you answered 'Yes' complete the **Variation of previous valid notice of intent** section below.

ORIGINAL NOTICE TO CLAIM A TAX DEDUCTION

11 Financial year ended 30 June 20

12 My personal contributions to this fund in the above financial year \$

13 The amount of these personal contributions I will be claiming as a tax deduction \$

Section D: Declaration

This form has a declaration where you say the information in it is correct and complete. Please review the information before you sign the declaration. If you provide false or misleading information, or fail to take reasonable care, you may be liable to administrative penalties imposed by taxation law.

INTENTION TO CLAIM A TAX DEDUCTION

 Complete this declaration if you have **not** previously lodged a valid notice with your super fund for these contributions.

I declare that at the time of lodging this notice:

- I intend to claim the personal contributions stated as a tax deduction
- I am a current member of the identified super fund
- the identified super fund currently holds these contributions and has not begun to pay a superannuation income stream based in whole or part on these contributions
- I have not included any of the contributions in an earlier valid notice.

I declare that I am lodging this notice at the earlier of either:

- before the end of the day that I lodged my income tax return for the income year in which the personal contributions were made, **or**
- before the end of the income year following the year in which the contribution was made.

I declare that the information given on this notice is correct and complete.

Name (Print in BLOCK LETTERS)

Signature

Date

 Send your completed notice to your super fund. **Do not send it to us.** The information on this notice is for you and your super fund. We don't collect this information; we only provide a format for you to provide the information to your super fund.

VARIATION OF PREVIOUS VALID NOTICE OF INTENT

14 Financial year ended 30 June 20

15 My personal contributions to this fund in the above financial year \$

16 The amount of these personal contributions claimed in my original notice of intent \$

17 The amount of these personal contributions I will now be claiming as a tax deduction \$

Declaration

This form has a declaration where you sign to indicate that the information in it is correct and complete. Please review the information before you sign the declaration. If you provide false or misleading information, or fail to take reasonable care, you may be liable to administrative penalties imposed by taxation law.

! Complete this declaration if you have already lodged a valid notice with your fund for these contributions and you wish to **reduce** the amount stated in that notice.

VARIATION OF PREVIOUS VALID NOTICE OF INTENT

I declare that at the time of lodging this notice:

- I intend to claim the personal contributions stated as a tax deduction
- I am a current member of the identified super fund
- the identified super fund currently holds these contributions and has not begun to pay a superannuation income stream based in whole or part on these contributions.

*I declare that I wish to vary my previous valid notice for these contributions by **reducing** the amount I advised in my previous notice and I confirm that either:*

- I have lodged my income tax return for the year in which the contribution was made, prior to the end of the following income year, and this variation notice is being lodged before the end of the day on which the return was lodged, **or**

- I have not yet lodged my income tax return for the relevant year and this variation notice is being lodged on or before 30 June in the financial year following the year in which the personal contributions were made, **or**
- the ATO has disallowed my claim for a deduction for the relevant year and this notice reduces the amount stated in my previous valid notice by the amount that has been disallowed.

I declare that the information given on this notice is correct and complete.

Name (Print in BLOCK LETTERS)

Signature

Date

➔ Send your completed variation notice to your super fund. **Do not send it to us.** The information on this notice is for you and your super fund. We don't collect this information; we only provide a format for you to provide the information to your super fund.

R & L Hurst Superannuation Fund

Deductions Notice Letter

I, Richard Hurst as a member of R & L Hurst Superannuation Fund

have requested in writing in accordance with section 290-170 of the Income Tax Assessment Act 1997 the intention to claim a tax deduction of

\$25000.00

for contributions paid in the year ended 30 June 2021.

Richard Hurst

Date: 30/06/2021

R & L Hurst Superannuation Fund

Deductions Notice Letter

Lee Ann Hurst and Richard Hurst as trustee for R & L Hurst Superannuation Fund acknowledges that

Richard Hurst

has advised in writing in accordance with Section 290-170 of the Income Tax Assessment Act 1997 the intention to claim a tax deduction of

\$25000.00

for contributions paid in the year ended 30 June 2021. The Trustee has taken action to deduct the appropriate level of tax from the contributions claimed.

Richard Hurst

Date: 30/06/2021

**** IMPORTANT INFORMATION - PLEASE READ THE FOLLOWING CAREFULLY ****

If your records confirm the above amount claimed no action on your behalf is required. Retain this acknowledgement with your taxation records as it may be requested by the Australian Taxation Office to substantiate your tax deduction for Superannuation Contributions.

Otherwise: Complete the details below and return this form to the Trustee if:

1. The amount shown above is not the amount that will be claimed, or
2. The Australian Taxation Office disallows/reduces the amount you claim.

In terms of Section 290-170 of the Income Tax Assessment Act 1997 I advise that the amount I intend to claim as a tax deduction for the period 01 July 2020 to 30 June 2021 is: \$ _____

Richard Hurst

Date: 30/06/2021

Notice of intent to claim or vary a deduction for personal super contributions

Section A: Your details

1 Tax file number (TFN)

PROVIDED

! The ATO does not collect this information provided on this form. This form is to assist you in providing details to your super fund. Your super fund is authorised to request your personal details, including your TFN, under the *Superannuation Industry (Supervision) Act 1993*, the *Income Tax Assessment Act 1997* and the *Taxation Administration Act 1953*. It is not an offence not to provide your TFN. However, if you do not provide your TFN, and your super fund doesn't already hold your TFN, they will not be permitted to accept the contribution(s) covered by this notice. For more information about your privacy please contact the entity you are providing this form to.

2 Name

Title: MR

Family name

HURST

First given name

RICHARD

Other given names

3 Date of birth

PROVIDED

4 Current postal address

40 PATERNOSTER ROAD

Suburb/town/locality

REID

State/territory

SA

(Australia only)

Postcode

5118

(Australia only)

Country if outside of Australia

5 Daytime phone number (include area code)

0885232093

Section B: Super fund's details

6 Fund name

R & L HURST SUPERANNUATION FUND

7 Fund Australian business number (ABN)

67287083410

8 Member account number

HURRIC00001A

9 Unique Superannuation Identifier (USI) (if known)

Section C: Contribution details

10 Personal contribution details

Is this notice varying an earlier notice? No Yes

If you answered 'No' complete the **Original Notice to Claim a Tax Deduction** section below.
If you answered 'Yes' complete the **Variation of previous valid notice of intent** section below.

ORIGINAL NOTICE TO CLAIM A TAX DEDUCTION

- 11 Financial year ended 30 June 20
- 12 My personal contributions to this fund in the above financial year \$
- 13 The amount of these personal contributions I will be claiming as a tax deduction \$

Section D: Declaration

This form has a declaration where you say the information in it is correct and complete. Please review the information before you sign the declaration. If you provide false or misleading information, or fail to take reasonable care, you may be liable to administrative penalties imposed by taxation law.

INTENTION TO CLAIM A TAX DEDUCTION

 Complete this declaration if you have **not** previously lodged a valid notice with your super fund for these contributions.

I declare that at the time of lodging this notice:

- I intend to claim the personal contributions stated as a tax deduction
- I am a current member of the identified super fund
- the identified super fund currently holds these contributions and has not begun to pay a superannuation income stream based in whole or part on these contributions
- I have not included any of the contributions in an earlier valid notice.

I declare that I am lodging this notice at the earlier of either:

- before the end of the day that I lodged my income tax return for the income year in which the personal contributions were made, **or**
- before the end of the income year following the year in which the contribution was made.

I declare that the information given on this notice is correct and complete.

Name (Print in BLOCK LETTERS)

Signature

Date

 Send your completed notice to your super fund. **Do not send it to us.** The information on this notice is for you and your super fund. We don't collect this information; we only provide a format for you to provide the information to your super fund.

VARIATION OF PREVIOUS VALID NOTICE OF INTENT

- 14 Financial year ended 30 June 20
- 15 My personal contributions to this fund in the above financial year \$
- 16 The amount of these personal contributions claimed in my original notice of intent \$
- 17 The amount of these personal contributions I will now be claiming as a tax deduction \$

Declaration

This form has a declaration where you sign to indicate that the information in it is correct and complete. Please review the information before you sign the declaration. If you provide false or misleading information, or fail to take reasonable care, you may be liable to administrative penalties imposed by taxation law.

! Complete this declaration if you have already lodged a valid notice with your fund for these contributions and you wish to **reduce** the amount stated in that notice.

VARIATION OF PREVIOUS VALID NOTICE OF INTENT

I declare that at the time of lodging this notice:

- I intend to claim the personal contributions stated as a tax deduction
- I am a current member of the identified super fund
- the identified super fund currently holds these contributions and has not begun to pay a superannuation income stream based in whole or part on these contributions.

*I declare that I wish to vary my previous valid notice for these contributions by **reducing** the amount I advised in my previous notice and I confirm that either:*

- I have lodged my income tax return for the year in which the contribution was made, prior to the end of the following income year, and this variation notice is being lodged before the end of the day on which the return was lodged, **or**

- I have not yet lodged my income tax return for the relevant year and this variation notice is being lodged on or before 30 June in the financial year following the year in which the personal contributions were made, **or**
- the ATO has disallowed my claim for a deduction for the relevant year and this notice reduces the amount stated in my previous valid notice by the amount that has been disallowed.

I declare that the information given on this notice is correct and complete.

Name (Print in BLOCK LETTERS)

Signature

Date

➤ Send your completed variation notice to your super fund. **Do not send it to us.** The information on this notice is for you and your super fund. We don't collect this information; we only provide a format for you to provide the information to your super fund.

24700 - Changes in Market Values of Investments

2021 Financial Year

Preparer Kelly Fu

Reviewer Kelly Fu

Status Completed

Account Code	Description	CY Balance	LY Balance	Change
24700	Changes in Market Values of Investments	(\$71,681.41)	\$61,432.92	(216.68)%
TOTAL		CY Balance	LY Balance	
		(\$71,681.41)	\$61,432.92	

Supporting Documents

- Market Movement [Report](#)
- Realised Capital Gain Report [Report](#)
- Net Capital Gains Reconciliation [Report](#)

Standard Checklist

- Attach copies of Source Documentation (Contract Notes, Broker Statements, Chess Statements, Contracts of Sale, Managed Fund Statements etc)
- Attach copy of Market Movement report
- Attach copy of Net Capital Gains Reconciliation
- Attach copy of Realised Capital Gain Report
- Ensure all Asset Disposals have been entered
- Ensure all Market Values have been entered for June 30
- Ensure all Tax Deferred Distributions have been entered

R & L Hurst Superannuation Fund

Market Movement Report

As at 30 June 2021

Investment	Date	Description	Unrealised				Realised			Total
			Units	Accounting Cost Movement	Market Movement	Depreciation	Balance	Consideration	Accounting Cost Base	
16HOOKERD1 - 16 Hooke Road, Edinburgh North SA 5113										
	01/07/2020	Opening Balance	1.00	0.00	0.00	0.00	550,000.00	0.00	0.00	0.00
	30/06/2021		1.00	0.00	0.00	0.00	550,000.00	0.00	0.00	0.00
AGL.AX - AGL Energy Limited.										
	01/07/2020	Opening Balance	310.00	0.00	0.00	0.00	5,285.50	0.00	0.00	0.00
	30/06/2021	Revaluation	0.00	0.00	(2,743.50)	0.00	2,542.00	0.00	0.00	0.00
	30/06/2021		310.00	0.00	(2,743.50)	0.00	2,542.00	0.00	0.00	0.00
ALX.AX - Atlas Arteria										
	01/07/2020	Opening Balance	1,670.00	0.00	0.00	0.00	11,055.40	0.00	0.00	0.00
	30/06/2021	Revaluation	0.00	0.00	(417.50)	0.00	10,637.90	0.00	0.00	0.00
	30/06/2021		1,670.00	0.00	(417.50)	0.00	10,637.90	0.00	0.00	0.00
AMC.AX - Amcor Limited										
	01/07/2020	Opening Balance	583.00	0.00	0.00	0.00	8,441.84	0.00	0.00	0.00
	30/06/2021	Revaluation	0.00	0.00	378.95	0.00	8,820.79	0.00	0.00	0.00
	30/06/2021		583.00	0.00	378.95	0.00	8,820.79	0.00	0.00	0.00
ANZ.AX - Australia And New Zealand Banking Group Limited										
	01/07/2020	Opening Balance	310.00	0.00	0.00	0.00	5,778.40	0.00	0.00	0.00
	30/06/2021	Revaluation	0.00	0.00	2,948.10	0.00	8,726.50	0.00	0.00	0.00
	30/06/2021		310.00	0.00	2,948.10	0.00	8,726.50	0.00	0.00	0.00
ARG.AX - Argo Investments Limited										
	01/07/2020	Opening Balance	1,124.00	0.00	0.00	0.00	8,081.56	0.00	0.00	0.00
	30/06/2021	Revaluation	0.00	0.00	1,955.76	0.00	10,037.32	0.00	0.00	0.00
	30/06/2021		1,124.00	0.00	1,955.76	0.00	10,037.32	0.00	0.00	0.00
AWC.AX - Alumina Limited										
	01/07/2020	Opening Balance	4,410.00	0.00	0.00	0.00	7,166.25	0.00	0.00	0.00
	30/06/2021	Revaluation	0.00	0.00	88.20	0.00	7,254.45	0.00	0.00	0.00
	30/06/2021		4,410.00	0.00	88.20	0.00	7,254.45	0.00	0.00	0.00
AZJ.AX - Aurizon Holdings Limited										
	01/07/2020	Opening Balance	1,740.00	0.00	0.00	0.00	8,560.80	0.00	0.00	0.00
	30/06/2021	Revaluation	0.00	0.00	(2,088.00)	0.00	6,472.80	0.00	0.00	0.00
	30/06/2021		1,740.00	0.00	(2,088.00)	0.00	6,472.80	0.00	0.00	0.00

R & L Hurst Superannuation Fund

Market Movement Report

As at 30 June 2021

Investment	Date	Description	Unrealised				Realised			Total
			Units	Accounting Cost Movement	Market Movement	Depreciation	Balance	Consideration	Accounting Cost Base	
BHP.AX - BHP Group Limited										
	01/07/2020	Opening Balance	405.00	0.00	0.00	0.00	14,507.10	0.00	0.00	0.00
	30/06/2021	Revaluation	0.00	0.00	5,163.75	0.00	19,670.85	0.00	0.00	0.00
	30/06/2021		405.00	0.00	5,163.75	0.00	19,670.85	0.00	0.00	0.00
BXB.AX - Brambles Limited										
	01/07/2020	Opening Balance	807.00	0.00	0.00	0.00	8,772.09	0.00	0.00	0.00
	30/06/2021	Revaluation	0.00	0.00	459.99	0.00	9,232.08	0.00	0.00	0.00
	30/06/2021		807.00	0.00	459.99	0.00	9,232.08	0.00	0.00	0.00
GMG.AX - Goodman Group										
	01/07/2020	Opening Balance	907.00	0.00	0.00	0.00	13,468.95	0.00	0.00	0.00
	30/06/2021	Revaluation	0.00	0.00	5,732.24	0.00	19,201.19	0.00	0.00	0.00
	30/06/2021		907.00	0.00	5,732.24	0.00	19,201.19	0.00	0.00	0.00
HURSTNORTH - North Investment										
	01/07/2020	Opening Balance	391,039.45	0.00	0.00	0.00	424,694.65	0.00	0.00	0.00
	30/06/2021	Disposal	(94,330.56)	(180,213.02)	0.00	0.00	244,481.63	89,913.51	180,213.02	(90,299.51)
	30/06/2021	Revaluation	0.00	0.00	102,387.83	0.00	346,869.46	0.00	0.00	0.00
	30/06/2021	Writeback	0.00	0.00	(18,729.41)	0.00	328,140.05	0.00	0.00	0.00
	30/06/2021	Revaluation	0.00	0.00	24,699.04	0.00	352,839.09	0.00	0.00	0.00
	30/06/2021		296,708.89	(180,213.02)	108,357.46	0.00	352,839.09	89,913.51	180,213.02	(90,299.51)
IAG.AX - Insurance Australia Group Limited										
	01/07/2020	Opening Balance	1,300.00	0.00	0.00	0.00	7,501.00	0.00	0.00	0.00
	30/06/2021	Revaluation	0.00	0.00	(793.00)	0.00	6,708.00	0.00	0.00	0.00
	30/06/2021		1,300.00	0.00	(793.00)	0.00	6,708.00	0.00	0.00	0.00
JHG.AX - Janus Henderson Group Plc										
	01/07/2020	Opening Balance	201.00	0.00	0.00	0.00	6,222.96	0.00	0.00	0.00
	30/06/2021	Revaluation	0.00	0.00	4,078.29	0.00	10,301.25	0.00	0.00	0.00
	30/06/2021		201.00	0.00	4,078.29	0.00	10,301.25	0.00	0.00	0.00
JHX.AX - James Hardie Industries Plc										
	01/07/2020	Opening Balance	415.00	0.00	0.00	0.00	11,420.80	0.00	0.00	0.00
	30/06/2021	Revaluation	0.00	0.00	7,366.25	0.00	18,787.05	0.00	0.00	0.00
	30/06/2021		415.00	0.00	7,366.25	0.00	18,787.05	0.00	0.00	0.00

R & L Hurst Superannuation Fund

Market Movement Report

As at 30 June 2021

Investment	Date	Description	Unrealised				Realised			Total
			Units	Accounting Cost Movement	Market Movement	Depreciation	Balance	Consideration	Accounting Cost Base	
MIN.AX - Mineral Resources Limited										
	01/07/2020	Opening Balance	478.00	0.00	0.00	0.00	10,119.26	0.00	0.00	0.00
	30/06/2021	Revaluation	0.00	0.00	15,563.68	0.00	25,682.94	0.00	0.00	0.00
	30/06/2021		478.00	0.00	15,563.68	0.00	25,682.94	0.00	0.00	0.00
ORG.AX - Origin Energy Limited										
	01/07/2020	Opening Balance	1,185.00	0.00	0.00	0.00	6,920.40	0.00	0.00	0.00
	30/06/2021	Revaluation	0.00	0.00	(1,576.05)	0.00	5,344.35	0.00	0.00	0.00
	30/06/2021		1,185.00	0.00	(1,576.05)	0.00	5,344.35	0.00	0.00	0.00
QAN.AX - Qantas Airways Limited										
	01/07/2020	Opening Balance	1,505.00	0.00	0.00	0.00	5,688.90	0.00	0.00	0.00
	30/06/2021	Revaluation	0.00	0.00	1,324.40	0.00	7,013.30	0.00	0.00	0.00
	30/06/2021		1,505.00	0.00	1,324.40	0.00	7,013.30	0.00	0.00	0.00
QBE.AX - QBE Insurance Group Limited										
	01/07/2020	Opening Balance	575.00	0.00	0.00	0.00	5,094.50	0.00	0.00	0.00
	30/06/2021	Revaluation	0.00	0.00	1,109.75	0.00	6,204.25	0.00	0.00	0.00
	30/06/2021		575.00	0.00	1,109.75	0.00	6,204.25	0.00	0.00	0.00
REG.AX - Regis Healthcare Limited										
	01/07/2020	Opening Balance	2,145.00	0.00	0.00	0.00	3,024.45	0.00	0.00	0.00
	21/09/2020	Disposal	(2,145.00)	(7,616.98)	0.00	0.00	(4,592.53)	2,437.03	7,616.98	(5,179.95)
	21/09/2020	Writeback	0.00	0.00	4,592.53	0.00	0.00	0.00	0.00	0.00
	30/06/2021		0.00	(7,616.98)	4,592.53	0.00	0.00	2,437.03	7,616.98	(5,179.95)
RWC.AX - Reliance Worldwide Corporation Limited										
	01/07/2020	Opening Balance	1,890.00	0.00	0.00	0.00	5,556.60	0.00	0.00	0.00
	30/06/2021	Revaluation	0.00	0.00	4,384.80	0.00	9,941.40	0.00	0.00	0.00
	30/06/2021		1,890.00	0.00	4,384.80	0.00	9,941.40	0.00	0.00	0.00
SUN.AX - Suncorp Group Limited										
	01/07/2020	Opening Balance	464.00	0.00	0.00	0.00	4,282.72	0.00	0.00	0.00
	30/06/2021	Revaluation	0.00	0.00	872.32	0.00	5,155.04	0.00	0.00	0.00
	30/06/2021		464.00	0.00	872.32	0.00	5,155.04	0.00	0.00	0.00
VUK.AX - Virgin Money UK Plc										
	01/07/2020	Opening Balance	2,330.00	0.00	0.00	0.00	3,856.15	0.00	0.00	0.00
	30/06/2021	Revaluation	0.00	0.00	4,718.25	0.00	8,574.40	0.00	0.00	0.00
	30/06/2021		2,330.00	0.00	4,718.25	0.00	8,574.40	0.00	0.00	0.00

R & L Hurst Superannuation Fund
Market Movement Report

As at 30 June 2021

Investment	Date	Description	Unrealised				Realised			Total
			Units	Accounting Cost Movement	Market Movement	Depreciation	Balance	Consideration	Accounting Cost Base	
WBC.AX - Westpac Banking Corporation										
	01/07/2020	Opening Balance	269.00	0.00	0.00	0.00	4,828.55	0.00	0.00	0.00
	30/06/2021	Revaluation	0.00	0.00	2,114.34	0.00	6,942.89	0.00	0.00	0.00
	30/06/2021		269.00	0.00	2,114.34	0.00	6,942.89	0.00	0.00	0.00
WES.AX - Wesfarmers Limited										
	01/07/2020	Opening Balance	238.00	0.00	0.00	0.00	10,669.54	0.00	0.00	0.00
	30/06/2021	Revaluation	0.00	0.00	3,396.26	0.00	14,065.80	0.00	0.00	0.00
	30/06/2021		238.00	0.00	3,396.26	0.00	14,065.80	0.00	0.00	0.00
WPL.AX - Woodside Petroleum Ltd										
	01/07/2020	Opening Balance	310.00	0.00	0.00	0.00	6,711.50	0.00	0.00	0.00
	30/06/2021	Revaluation	0.00	0.00	173.60	0.00	6,885.10	0.00	0.00	0.00
	30/06/2021		310.00	0.00	173.60	0.00	6,885.10	0.00	0.00	0.00
Total Market Movement					167,160.87				(95,479.46)	71,681.41

R & L Hurst Superannuation Fund

Capital Gains Reconciliation Report

For The Period 01 July 2020 - 30 June 2021

	Total	Discounted	Indexed	Other	Notional
Losses available to offset					
Carried forward from prior losses	0.00				
Carried forward from prior losses - Collectables	0.00				
Current year capital losses	89,026.43				
Current year capital losses - Collectables	0.00				
Total Losses Available	89,026.43				
Total Losses Available - Collectables	0.00				
Capital Gains					
Capital gains from disposal of assets	0.00	0.00	0.00	0.00	0.00
Capital gains from disposal of assets - Collectables	0.00	0.00	0.00	0.00	0.00
Capital gains from trust distributions	26,557.49	25,012.70	0.00	1,544.79	0.00
Capital Gains Before Losses applied	26,557.49	25,012.70	0.00	1,544.79	0.00
Losses and discount applied					
Losses applied	26,557.49	25,012.70	0.00	1,544.79	0.00
Losses applied - Collectables	0.00	0.00	0.00	0.00	0.00
Capital gains after losses applied	0.00	0.00	0.00	0.00	0.00
Capital gains after losses applied - Collectables	0.00	0.00	0.00	0.00	0.00
CGT Discount applied	0.00				
CGT Discount applied - Collectables	0.00				

R & L Hurst Superannuation Fund

Capital Gains Reconciliation Report

For The Period 01 July 2020 - 30 June 2021

	Total	Discounted	Indexed	Other	Notional
Net Capital Gain					
Net capital gain	0.00				
Net capital gain - Collectables	0.00				
Total Net Capital Gain (11A)	0.00				
Net Capital Losses Carried Forward to later income					
Net Capital Losses Carried Forward to later income years	62,468.94				
Net Capital Losses Carried Forward to later income years - Collectables	0.00				
Total Net Capital Losses Carried Forward to later income years (14V)	62,468.94				

Note

Refer to Realised Gains Report for details of Disposals at a Security level

Refer to Distribution Reconciliation Report for Trust Distribution details at a Security level

R & L Hurst Superannuation Fund

Realised Capital Gains Report

For The Period 01 July 2020 - 30 June 2021

Investment		Accounting Treatment				Tax Treatment						
Purchase Contract Date	Disposal Contract Date	Units	Cost	Proceeds	Accounting Profit/(Loss)	Adjusted Cost Base	Reduced Cost Base	Indexed Cost Base	Indexed Gains	Discounted Gains (Gross)	Other Gains	Capital Loss
Managed Investments (Australian)												
HURSTNORTH - North Investment												
30/06/2020	30/06/2021	72,530.69	157,562.35	69,134.42	(88,427.93)	154,287.75	152,980.91	0.00	0.00	0.00	0.00	(83,846.48)
12/03/2015	30/06/2021	21,799.87	22,650.67	20,779.09	(1,871.58)	21,774.42	20,779.09	0.00	0.00	0.00	0.00	0.00
		0.00	0.00	0.00	0.00	0.00	0.00	0.00	0.00	24,943.00	1,544.79	0.00
		94,330.56	180,213.02	89,913.51	(90,299.51)	176,062.17	173,760.00	0.00	0.00	24,943.00	1,544.79	(83,846.48)
		94,330.56	180,213.02	89,913.51	(90,299.51)	176,062.17	173,760.00	0.00	0.00	24,943.00	1,544.79	(83,846.48)
Shares in Listed Companies (Australian)												
REG.AX - Regis Healthcare Limited												
01/08/2019	21/09/2020	715.00	1,999.55	812.34	(1,187.21)	1,999.55	1,999.55	0.00	0.00	0.00	0.00	(1,187.21)
14/09/2018	21/09/2020	291.00	1,101.07	330.62	(770.45)	1,101.07	1,101.07	0.00	0.00	0.00	0.00	(770.45)
08/11/2016	21/09/2020	1,139.00	4,516.36	1,294.07	(3,222.29)	4,516.36	4,516.36	0.00	0.00	0.00	0.00	(3,222.29)
		2,145.00	7,616.98	2,437.03	(5,179.95)	7,616.98	7,616.98	0.00	0.00	0.00	0.00	(5,179.95)
		2,145.00	7,616.98	2,437.03	(5,179.95)	7,616.98	7,616.98	0.00	0.00	0.00	0.00	(5,179.95)
Units in Listed Unit Trusts (Australian)												
GMG.AX - Goodman Group												
		0.00	0.00	0.00	0.00	0.00	0.00	0.00	0.00	69.70	0.00	0.00
		0.00	0.00	0.00	0.00	0.00	0.00	0.00	0.00	69.70	0.00	0.00
		0.00	0.00	0.00	0.00	0.00	0.00	0.00	0.00	69.70	0.00	0.00
		96,475.56	187,830.00	92,350.54	(95,479.46)	183,679.15	181,376.98	0.00	0.00	25,012.70	1,544.79	(89,026.43)

25000 - Interest Received

2021 Financial Year

Preparer Kelly Fu

Reviewer Kelly Fu

Status Completed

Account Code	Description	CY Balance	LY Balance	Change
ADLTD0147	Adelaide Bank Money Market ***0147	(\$244.76)	(\$545.81)	(55.16)%
ADLTD4949	Adelaide Bank Money Market ***4949	(\$177.27)	(\$331.34)	(46.5)%
ANZ59571	ANZ Business Cash Management ***59571	(\$5.55)	(\$23.65)	(76.53)%
ANZ66119	ANZ Business Online Saver ***66119	(\$24.73)	(\$81.04)	(69.48)%
TOTAL		CY Balance	LY Balance	
		(\$452.31)	(\$981.84)	

Supporting Documents

◦ Interest Reconciliation Report [Report](#)

Standard Checklist

- Attach Interest Reconciliation Report
- Ensure all interest has been recorded from Bank Statements
- Review Statements to ensure all TFN withheld has been input

Notes

Kelly Fu

Note

Per bank statements.

02/02/2022 15:41

R & L Hurst Superannuation Fund

Interest Reconciliation Report

For The Period 01 July 2020 - 30 June 2021

Date	Payment Amount	Gross Interest	TFN Withheld	Foreign Income	Foreign Credits
Bank Accounts					
ANZ59571 ANZ Business Cash Management ***59571					
31/07/2020	0.42	0.42			
31/08/2020	0.35	0.35			
30/09/2020	0.49	0.49			
30/10/2020	0.31	0.31			
30/11/2020	0.42	0.42			
31/12/2020	0.43	0.43			
29/01/2021	0.37	0.37			
26/02/2021	0.39	0.39			
31/03/2021	0.65	0.65			
30/04/2021	0.57	0.57			
31/05/2021	0.48	0.48			
30/06/2021	0.67	0.67			
	5.55	5.55			
ANZ66119 ANZ Business Online Saver ***66119					
31/07/2020	1.30	1.30			
31/08/2020	1.37	1.37			
30/09/2020	1.43	1.43			
30/10/2020	1.88	1.88			
30/11/2020	2.01	2.01			

R & L Hurst Superannuation Fund
Interest Reconciliation Report

For The Period 01 July 2020 - 30 June 2021

Date	Payment Amount	Gross Interest	TFN Withheld	Foreign Income	Foreign Credits
31/12/2020	2.10	2.10			
29/01/2021	2.02	2.02			
26/02/2021	2.03	2.03			
31/03/2021	2.47	2.47			
30/04/2021	2.34	2.34			
31/05/2021	2.47	2.47			
30/06/2021	3.31	3.31			
	24.73	24.73			
	30.28	30.28			

Term Deposits

ADLTD0147 Adelaide Bank Money Market ***0147

14/09/2020	166.23	166.23			
15/03/2021	78.53	78.53			
	244.76	244.76			

ADLTD4949 Adelaide Bank Money Market ***4949

13/07/2020	117.43	117.43			
11/01/2021	59.84	59.84			
	177.27	177.27			
	422.03	422.03			

R & L Hurst Superannuation Fund
Interest Reconciliation Report

For The Period 01 July 2020 - 30 June 2021

Date	Payment Amount	Gross Interest	TFN Withheld	Foreign Income	Foreign Credits
TOTAL	452.31	452.31			

Tax Return Reconciliation

	Totals	Tax Return Label
Gross Interest	452.31	11C

26500 - Other Investment Income

2021 Financial Year

Preparer Kelly Fu

Reviewer Kelly Fu

Status N/A - Not Applicable

Account Code	Description	CY Balance	LY Balance	Change
NORTH	North Investment Cash Account		(\$2,250.00)	100%
TOTAL		CY Balance	LY Balance	
			(\$2,250.00)	

Supporting Documents

No supporting documents

Standard Checklist

Attach all source documentation

28000 - Property Income

2021 Financial Year

Preparer Kelly Fu

Reviewer Kelly Fu

Status Completed

Account Code	Description	CY Balance	LY Balance	Change
16HOOKERD1	16 Hooke Road, Edinburgh North SA 5113	(\$52,000.00)	(\$52,000.00)	0%
TOTAL		CY Balance	LY Balance	
		(\$52,000.00)	(\$52,000.00)	

Supporting Documents

- General Ledger [Report](#)
- 28000 - Signed Lease Agreement from 1.10.16-30.6.21.pdf

Standard Checklist

- Attach all source documentation e.g. Rental Statements, Lease Statements
- Attach Rental Property Statement Report

R & L Hurst Superannuation Fund

General Ledger

As at 30 June 2021

Transaction Date	Description	Units	Debit	Credit	Balance \$
Property Income (28000)					
16 Hooke Road, Edinburgh North SA 5113 (16HOOKERD1)					
27/08/2020	ANZ INTERNET BANKING TRANSFER HURST PLUMBERS HURST PLUMBERS			4,000.00	4,000.00 CR
28/09/2020	ANZ INTERNET BANKING TRANSFER HURST PLUMBERS HURST PLUMBERS			5,000.00	9,000.00 CR
27/10/2020	ANZ INTERNET BANKING TRANSFER HURST PLUMBERS HURST PLUMBERS			4,000.00	13,000.00 CR
26/11/2020	ANZ INTERNET BANKING TRANSFER HURST PLUMBERS HURST PLUMBERS			4,000.00	17,000.00 CR
18/12/2020	ANZ INTERNET BANKING TRANSFER HURST PLUMBERS HURST PLUMBERS			5,000.00	22,000.00 CR
27/01/2021	ANZ INTERNET BANKING TRANSFER HURST PLUMBERS HURST PLUMBERS			4,000.00	26,000.00 CR
24/02/2021	ANZ INTERNET BANKING TRANSFER HURST PLUMBERS HURST PLUMBERS			4,000.00	30,000.00 CR
29/03/2021	ANZ INTERNET BANKING TRANSFER HURST PLUMBERS HURST PLUMBER			4,000.00	34,000.00 CR
28/04/2021	ANZ INTERNET BANKING TRANSFER HURST PLUMBERS HURST PLUMBERS			5,000.00	39,000.00 CR
25/05/2021	ANZ INTERNET BANKING TRANSFER HURST PLUMBERS HURST PLUMBERS			4,000.00	43,000.00 CR
22/06/2021	ANZ INTERNET BANKING TRANSFER HURST PLUMBERS HURST PLUMBERS			9,000.00	52,000.00 CR
				52,000.00	52,000.00 CR

Total Debits: 0.00

Total Credits: 52,000.00

MEMORANDUM OF LEASE**CERTIFICATES OF TITLE BEING LEASED**

ITEM 1

THE WHOLE OF THE LAND COMPRISED IN CERTIFICATE
OF TITLE REGISTER BOOK VOLUME 5137 FOLIO 373

ESTATE AND INTEREST

ITEM 2

ESTATE IN FEE SIMPLE

ENCUMBRANCES

ITEM 3

ENCUMBRANCE 3520461

LESSOR (Full name and address)

RICHARD HURST and LEE ANN HURST AS TRUSTEE FOR R & L HURST SUPERANNUATION FUND
40 PATERNOSTER ROAD, REID, 5118, SA

LESSEE (Full name, address and mode of holding)

HURST PLUMBERS PTY LTD as Trustee for HURST FAMILY TRUST ACN: 152725436 OF 16 HOOKE ROAD
ELIZABETH WEST SA 5113

TERM OF LEASE

COMMENCING ON THE 1/10/2016

EXPIRING ON THE 30/6/2021

RENT AND MANNER OF PAYMENT (OR OTHER CONSIDERATION)

ANNUAL COMMERCIAL RENTAL in the first term of this Lease is FIFTY TWO THOUSAND DOLLARS (\$52,000) per annum excluding GST for Office 16A & 16B "The Rent" payable in advance in equal and consecutive calendar monthly instalments of FOUR THOUSAND DOLLARS (4,000.00) or a proportionate part thereof, the first of which shall be paid on commencement of the lease and thereafter of the 1st day of each and every month during the initial term and every renewed term.

16A @ \$700 per week

16B @ \$300 per week

OPERATIVE CLAUSE

The Lessor LEASES TO THE LESSEE the land * ABOVE / HEREINAFTER described and the LESSEE ACCEPTS THIS LEASE of the land for the term and at the rent stipulated, subject to the covenants and conditions expressed * herein / in Memorandum No. _____ and to the powers and covenants implied by the Real Property Act 1886 (except to the extent that the same are modified or negated below).

*Delete the inapplicable

DEFINE THE LAND BEING LEASED INCORPORATING THE REQUIRED EASEMENT(S) ETC.

IT IS COVENANTED BY AND BETWEEN THE LESSOR AND THE LESSEE as follows:
(Covenants, where not deposited, to be set forth on insert sheet(s) and securely attached)

CONSENTS OF MORTGAGEES AND SECTION 32 DEVELOPMENT ACT 1993 CERTIFICATION

ITEM 8

DATED 1st Day of October 2016

EXECUTION

THE COMMON SEAL

of was affixed with the authority of the Board of Directors and in the presence of:-

Richard Hurst Lee Hurst Director

Director/Secretary

Signature of the LESSOR

Signature of WITNESS - Signed in my presence by the LESSOR who is either personally known to me or has satisfied me as to his or her identity. A penalty of up to \$2,000 or 6 months imprisonment applies for improper witnessing.

JOANNE DETTLOFF Print Full name of Witness (BLOCK LETTERS)

23 Waymouth Ave Glendore SA 5037 Address of Witness

Business Hours Telephone Number 0417831149

THE COMMON SEAL

of was affixed with the authority of the Board of Directors and in the presence of:-

Richard Hurst Director

Director/Secretary

Signature of the LESSEE

Signature of WITNESS - Signed in my presence by the LESSEE who is either personally known to me or has satisfied me as to his or her identity. A penalty of up to \$2,000 or 6 months imprisonment applies for improper witnessing.

JOANNE DETTLOFF Print Full name of Witness (BLOCK LETTERS)

23 Waymouth Ave Glendore SA 5037 Address of Witness

Business Hours Telephone Number 0417831149

30100 - Accountancy Fees

2021 Financial Year

Preparer Kelly Fu

Reviewer Kelly Fu

Status Completed

Account Code	Description	CY Balance	LY Balance	Change
30100	Accountancy Fees	\$3,410.00	\$3,300.00	3.33%
TOTAL		CY Balance	LY Balance	
		\$3,410.00	\$3,300.00	

Supporting Documents

- General Ledger [Report](#)
- 30100 - Accounting fee paid 2021.pdf

Standard Checklist

- Attach all source documentation
- Ensure all Transactions have been entered

R & L Hurst Superannuation Fund

General Ledger

As at 30 June 2021

Transaction Date	Description	Units	Debit	Credit	Balance \$
Accountancy Fees (30100)					
<u>Accountancy Fees (30100)</u>					
02/12/2020	ANZ INTERNET BANKING PAYMENT 313623 TO PDK FINANCIAL		3,410.00		3,410.00 DR
			3,410.00		3,410.00 DR

Total Debits: 3,410.00

Total Credits: 0.00

TAX INVOICE

Invoice Date 30 November 2020

Invoice No. 42553

Client Code R&LHSF

R & L Hurst Superannuation Fund
40 Paternoster Road
REID SA 5118

To our Professional Fees and Charges in attending to the following :-

Preparation of Financial Statements and Statutory Minutes for the R & L Hurst Superannuation Fund for the year ended 30 June 2020.

Preparation and lodgement of Fund Income Tax Return for the R & L Hurst Superannuation Fund for the year ended 30 June 2020 including schedules as required.

Preparation and lodgement of 2020 Request to Adjust Concessional Contributions.

Preparation of 2020 Super Deduction Notices.

Our Fee Total	3,100.00
Plus: GST	310.00
TOTAL FEE	\$3,410.00

Remittance Advice - Please return with your payment

Payment required within Fourteen (14) Days from date of Invoice

Invoice Due Date - 14 December 2020

Please forward cheques to:
PDK Financial Synergy P/L
PO Box 3685
ADELAIDE SA 5000

Credit Card: Mastercard/Visa (Please circle)

Card No: Expires: ____ / ____

For Direct Deposit:
BSB: 035-000
Account No: 683075

Name on Card: _____

Signature: _____

Client Code: R&LHSF

Invoice No: 42553 Amount Due: \$3,410.00 Amount Paid: \$ _____
Liability limited by a scheme approved under Professional Standards Legislation

30400 - ATO Supervisory Levy

2021 Financial Year

Preparer Kelly Fu

Reviewer Kelly Fu

Status Completed

Account Code	Description	CY Balance	LY Balance	Change
30400	ATO Supervisory Levy	\$259.00	\$259.00	0%
TOTAL		CY Balance	LY Balance	
		\$259.00	\$259.00	

Supporting Documents

- General Ledger [Report](#)

Standard Checklist

- Attach all source documentation
- Ensure all Transactions have been entered

R & L Hurst Superannuation Fund

General Ledger

As at 30 June 2021

Transaction Date	Description	Units	Debit	Credit	Balance \$
ATO Supervisory Levy (30400)					
<u>ATO Supervisory Levy (30400)</u>					
02/12/2020	ANZ INTERNET BANKING BPAY TAX OFFICE PAYMENT {312206}		259.00		259.00 DR
			259.00		259.00 DR

Total Debits: 259.00

Total Credits: 0.00

30700 - Auditor's Remuneration

2021 Financial Year

Preparer Kelly Fu

Reviewer Kelly Fu

Status Completed

Account Code	Description	CY Balance	LY Balance	Change
30700	Auditor's Remuneration	\$825.00	\$880.00	(6.25)%
TOTAL		CY Balance	LY Balance	
		\$825.00	\$880.00	

Supporting Documents

- General Ledger [Report](#)
- 30700 - Auditing fee paid 2021.pdf

Standard Checklist

- Attach all source documentation
- Ensure all Transactions have been entered

R & L Hurst Superannuation Fund

General Ledger

As at 30 June 2021

Transaction Date	Description	Units	Debit	Credit	Balance \$
Auditor's Remuneration (30700)					
Auditor's Remuneration (30700)					
18/01/2021	ANZ INTERNET BANKING PAYMENT 900489 TO PDK FINANCIAL		825.00		825.00 DR
			825.00		825.00 DR

Total Debits: 825.00

Total Credits: 0.00

TAX INVOICE

Invoice Date 01 December 2020

Invoice No. 42563

Client Code R&LHSF

R & L Hurst Superannuation Fund
40 Paternoster Road
REID SA 5118

To our Professional Fees and Charges in attending to the following :-

Annual audit of the records, financial statements and tax return of the R & L Hurst Superannuation Fund for the year ended 30 June 2020 as required under SIS Regulations.

Preparation of Audit Report.

Review of statutory minute book documentation for history of fund per requirements under SIS Legislation.

Our Fee Total	750.00
Plus: GST	75.00
TOTAL FEE	\$ 825.00

Remittance Advice - Please return with your payment

Payment required within Fourteen (14) Days from date of Invoice

Invoice Due Date - 15 December 2020

Please forward cheques to:
PDK Financial Synergy P/L
PO Box 3685
ADELAIDE SA 5000

Credit Card: Mastercard/Visa (Please circle)

Card No: Expires: ____ / ____

For Direct Deposit:
BSB: 035-000
Account No: 683075

Name on Card: _____

Signature: _____

Client Code: R&LHSF

Invoice No: 42563 Amount Due: \$ 825.00 Amount Paid: \$ _____

Liability limited by a scheme approved under Professional Standards Legislation

30900 - Advisor Fees

2021 Financial Year

Preparer Kelly Fu

Reviewer Kelly Fu

Status N/A - Not Applicable

Account Code	Description	CY Balance	LY Balance	Change
30900	Advisor Fees		\$150.00	100%
TOTAL		CY Balance	LY Balance	
			\$150.00	

Supporting Documents

No supporting documents

Standard Checklist

- Attach all source documentation
- Ensure all Transactions have been entered

31500 - Bank Charges

2021 Financial Year

Preparer Kelly Fu

Reviewer Kelly Fu

Status Completed

Account Code	Description	CY Balance	LY Balance	Change
31500	Bank Charges	\$19.20	\$21.60	(11.11)%
TOTAL		CY Balance	LY Balance	
		\$19.20	\$21.60	

Supporting Documents

○ General Ledger [Report](#)

Standard Checklist

- Attach all source documentation
- Ensure all Transactions have been entered

Notes

Kelly Fu

Note

Per bank statements.

02/02/2022 15:41

R & L Hurst Superannuation Fund

General Ledger

As at 30 June 2021

Transaction Date	Description	Units	Debit	Credit	Balance \$
Bank Charges (31500)					
<u>Bank Charges (31500)</u>					
30/09/2020	3 EXCESS INTERNET/ONLINE TRANSACTIONS - FEE		1.80		1.80 DR
30/09/2020	"9 EXCESS EFTPOS, PHONE BANKING, AUTOMATIC TRANSACTIONS - FEE"		5.40		7.20 DR
30/10/2020	"2 EXCESS EFTPOS, PHONE BANKING, AUTOMATIC TRANSACTIONS - FEE"		1.20		8.40 DR
30/10/2020	1 EXCESS INTERNET/ONLINE TRANSACTIONS - FEE		0.60		9.00 DR
31/12/2020	"1 EXCESS EFTPOS, PHONE BANKING, AUTOMATIC TRANSACTIONS - FEE"		0.60		9.60 DR
31/12/2020	1 EXCESS INTERNET/ONLINE TRANSACTIONS - FEE		0.60		10.20 DR
31/03/2021	2 EXCESS INTERNET/ONLINE TRANSACTIONS - FEE		1.20		11.40 DR
31/03/2021	"8 EXCESS EFTPOS, PHONE BANKING, AUTOMATIC TRANSACTIONS - FEE"		4.80		16.20 DR
30/04/2021	"1 EXCESS EFTPOS, PHONE BANKING, AUTOMATIC TRANSACTIONS - FEE"		0.60		16.80 DR
30/04/2021	4 EXCESS INTERNET/ONLINE TRANSACTIONS - FEE		2.40		19.20 DR
			19.20		19.20 DR

Total Debits: 19.20

Total Credits: 0.00

37500 - Investment Expenses

2021 Financial Year

Preparer Kelly Fu

Reviewer Kelly Fu

Status Completed

Account Code	Description	CY Balance	LY Balance	Change
NORTH	North Investment Cash Account	\$4,251.03	\$4,086.28	4.03%
TOTAL		CY Balance	LY Balance	
		\$4,251.03	\$4,086.28	

Supporting Documents

- General Ledger [Report](#)
- 37500 - North investment mgt fee 2021.pdf

Standard Checklist

- Attach all source documentation
- Ensure all Transactions have been entered

R & L Hurst Superannuation Fund

General Ledger

As at 30 June 2021

Transaction Date	Description	Units	Debit	Credit	Balance \$
Investment Expenses (37500)					
North Investment Cash Account (NORTH)					
30/06/2021	(Auto reprocessed due to distribution entered / deleted on 30/06/2021)		4,251.03		4,251.03 DR
			4,251.03		4,251.03 DR
Total Debits:			4,251.03		
Total Credits:			0.00		

3. Deductions

3a The following is a summary of deductible expenses paid by you

Description	30 June 2021 (\$)
Management charge	\$954.52
Client advice fee*	\$3,296.51
Total deductible expenses	\$4,251.03

3b The following is a summary of other deductible expenses relating to your investments

LIC capital gains information	30 June 2021 (\$)
Attributable part of dividend	\$0.00
LIC dividend deduction	\$0.00

* The deductibility of advice fees depends on your individual circumstances and whether the fees relate to initial up-front advice or ongoing advice.

39000 - Life Insurance Premiums

2021 Financial Year

Preparer Kelly Fu

Reviewer Kelly Fu

Status Completed

Account Code	Description	CY Balance	LY Balance	Change
HURLEE00001A	(Life Insurance Premiums) Hurst, Lee Ann - Accumulation (Accumulation)	\$752.46	\$628.43	19.74%
HURRIC00001A	(Life Insurance Premiums) Hurst, Richard - Accumulation (Accumulation)	\$6,262.29	\$5,257.98	19.1%
TOTAL		CY Balance	LY Balance	
		\$7,014.75	\$5,886.41	

Supporting Documents

- General Ledger [Report](#)
- 39000 - AIA Insurance 2021.pdf [HURLEE00001A](#)
- 39000 - TAL life policy 2021.pdf [HURRIC00001A](#)

Standard Checklist

- Attach all source documentation
- Ensure all Transactions have been entered

R & L Hurst Superannuation Fund

General Ledger

As at 30 June 2021

Transaction Date	Description	Units	Debit	Credit	Balance \$
Life Insurance Premiums (39000)					
<i>(Life Insurance Premiums) Hurst, Lee Ann - Accumulation (HURLEE00001A)</i>					
09/02/2021	PAYMENT TO AIA AUSTRALIA .66418689 14/02/21		752.46		752.46 DR
			752.46		752.46 DR
<i>(Life Insurance Premiums) Hurst, Richard - Accumulation (HURRIC00001A)</i>					
06/07/2020	PAYMENT LIMITED 1483022-A7363282 TO TAL LIFE		459.48		459.48 DR
04/08/2020	PAYMENT LIMITED 1483022-A7974128 TO TAL LIFE		459.48		918.96 DR
04/09/2020	PAYMENT LIMITED 1483022-A8668669 TO TAL LIFE		459.48		1,378.44 DR
06/10/2020	PAYMENT LIMITED 1483022-A9300135 TO TAL LIFE		542.65		1,921.09 DR
04/11/2020	PAYMENT LIMITED 1483022-A9906248 TO TAL LIFE		542.65		2,463.74 DR
04/12/2020	PAYMENT LIMITED 1483022-B0559911 TO TAL LIFE		542.65		3,006.39 DR
06/01/2021	PAYMENT LIMITED 1483022-B1176471 TO TAL LIFE		542.65		3,549.04 DR
04/02/2021	PAYMENT LIMITED 1483022-B1826459 TO TAL LIFE		542.65		4,091.69 DR
04/03/2021	PAYMENT LIMITED 1483022-B2420717 TO TAL LIFE		542.65		4,634.34 DR
06/04/2021	PAYMENT LIMITED 1483022-B3070941 TO TAL LIFE		542.65		5,176.99 DR
04/05/2021	PAYMENT LIMITED 1483022-B3656194 TO TAL LIFE		542.65		5,719.64 DR
04/06/2021	PAYMENT LIMITED 1483022-B4533614 TO TAL LIFE		542.65		6,262.29 DR
			6,262.29		6,262.29 DR
Total Debits:			7,014.75		
Total Credits:			0.00		



AIA Australia Limited
(ABN 79 004 837 861 AFSL 230043)

PO Box 6111
Melbourne VIC 3004
Phone : 1800 333 613
Fax : 1800 832 266

AIA.COM.AU

15 July 2021



001330 046

R & L HURST SUPER FUND,
40 PATERNOSTER RD
REID SA 5118
AUSTRALIA

Premium Receipt

Period ending 30 June 2021

Any questions? Call 1800 333 613

Dear Policyholder,

Policy Number: 66418689
Life Insured: HURST, MRS LEE
Policy Owner: R & L HURST SUPER FUND,

We wish to advise that the following is the summary of the total premiums we received for covers under your policy for the financial year ending 30th June 2021:

Description	Base Premium	Stamp Duty	Total Premiums Received
LIFE COVER (SUPER)	\$752.46	\$0.00	\$752.46
Policy Fee			\$0.00
Total			\$752.46*

Please note that this is not a request for payment, but a confirmation of premiums received.

To determine whether premiums paid under your policy are tax deductible, you should speak with your tax adviser.

If you have any questions about this letter, please speak with your financial adviser or contact our Client Services Team on 1800 333 613 Monday to Friday, 8am-6pm AEST or email us at au.customer@aia.com.

Yours sincerely,

Pina Sciarrone
Chief Retail Insurance Officer

**Any transaction that occurs after the reporting period will be recorded on your next statement.*

Adviser: HILLROSS: RICHARD LOVELL #1ACC

19 August 2020



001491

Private & Confidential

R & L Hurst Super Fund
40 Paternoster Road
REID SA 5118

**Anniversary notice for Accelerated Protection
Policy Number: 1483022**

Dear Trustee,

We are writing to let you know that your **policy is approaching its anniversary**. In this letter, you'll find important information that explains any updates to your policy and premium changes. To assist with your understanding of some important Life Insurance terminology, we have included a more detailed explanation in the Glossary at the end of this letter.

The below table includes a summary of your cover, including your new Benefit Amounts and Premiums, applicable from **4 October 2020**.

Policy Summary

Life Insured: Richard Hurst

Your Plan	Premium Type	Inflation Protection	Benefit Amount	Premium (monthly)
Life Insurance Plan	Stepped	✓	\$661,337	\$111.89
TPD Insurance (Attached) - Superlink	Stepped	✓	\$661,337	\$112.84
Income Protection Plan Premier Agreed Value - Increasing Claims Option	Stepped	✓	\$8,067 #	\$317.92

New total monthly premium is \$542.65*

*includes Policy Fee and Stamp Duty (if applicable)

Your next payment amount may differ from your new premium if you have a credit or outstanding amount due on your policy.

In the event of a claim, the Benefit Amount payable will depend on the circumstances relating to your claim, the Plan type and options you have chosen and may be less than the Benefit Amount shown in the Policy Summary table above.

You should also consider if the Benefit Amount continues to meet your needs. Talk to your adviser or refer to your Policy Schedule, Policy Document and Product Disclosure Statement to understand further information about your policy.

How is your premium calculated?

When you first purchased your policy, we used the information you provided, including your health and product choices, to set your initial premium. Each year we review your premiums. The premium type you chose (such as Stepped or Level premium) and whether you selected Inflation Protection (which increases your Benefit Amount with inflation), affects how your premium may rise. Finally, we look at any discounts that may need to be applied.

41960 - Property Expenses - Council Rates

2021 Financial Year

Preparer Kelly Fu

Reviewer Kelly Fu

Status Completed

Account Code	Description	CY Balance	LY Balance	Change
16HOOKERD1	16 Hooke Road, Edinburgh North SA 5113	\$6,470.50	\$6,640.20	(2.56)%
TOTAL		CY Balance	LY Balance	
		\$6,470.50	\$6,640.20	

Supporting Documents

- General Ledger [Report](#)
- 41960 - Council rates, ESL 2021.pdf

Standard Checklist

- Attach Agent statements (either monthly or annual)
- Attach any other statements, notices or invoices

R & L Hurst Superannuation Fund


General Ledger

As at 30 June 2021

Transaction Date	Description	Units	Debit	Credit	Balance \$
Property Expenses - Council Rates (41960)					
16 Hooke Road, Edinburgh North SA 5113 (16HOOKERD1)					
04/08/2020	ANZ INTERNET BANKING BPAY CITY OF PLAYFORD {497640}		1,488.15		1,488.15 DR
09/09/2020	ANZ INTERNET BANKING FUNDS TFER TRANSFER 244822 TO 015356530997194		521.35		2,009.50 DR
02/11/2020	ANZ INTERNET BANKING BPAY CITY OF PLAYFORD {599215}		1,487.00		3,496.50 DR
21/01/2021	ANZ INTERNET BANKING BPAY CITY OF PLAYFORD {768916}		1,487.00		4,983.50 DR
28/04/2021	ANZ INTERNET BANKING BPAY CITY OF PLAYFORD {473722}		1,487.00		6,470.50 DR
			6,470.50		6,470.50 DR

Total Debits: 6,470.50

Total Credits: 0.00



CALL (08) 8256 0333
EMAIL playford@playford.sa.gov.au
WEB playford.sa.gov.au

VISIT
 Playford Civic Centre
 10 Playford Boulevard
 ELIZABETH SA 5112

POST
 Playford Operations Centre
 12 Bishopstone Road
 DAVOREN PARK SA 5113

OPEN
 9am - 5pm
 Monday to Friday

Assessment No.	75264 2
Full Year's Balance	\$1,487.00
OR	
Quarterly Payment	\$1,487.00
Last Day for Payment	02/06/2021
Overdue Amount	

2020-2021 Notice of Rates - Quarter 4



046-5118 (15625)

Mr R M Hurst and Mrs L A Hurst
 40 Paternoster Road
 REID SA 5118

Rates are declared by the Council pursuant to Chapter 10 of the Local Government Act, 1999, as amended and the Local Government (General) Regulations 1999 for the year ending 30 June 2021.

Property Description: 16 Hooke Road, EDINBURGH NORTH SA 5113	Council Rates are GST Free
Section/Lot: Part Lot 6 Sec 3138 DP 9499 Hd of Munno Para	
Rating Land Use/Location: Commercial - Other	Valuation No: 3238730058
	Ward: 04

PARTICULARS OF RATES AND CHARGES	RATE IN \$	CAPITAL VALUE	AMOUNT
Balance Brought Forward:			\$0.00
Commercial Rate - Variable Charge	0.01342094	365,000	\$4,898.60
- Fixed Charge			\$1,018.25
Total Rates:			\$5,916.85
Regional Landscape Levy (Formerly NRM Levy)	0.00008850	365,000	\$32.30
Payments			-\$4,462.15
Payments made after the 14/04/2021 will not appear on this notice.			
BALANCE			\$1,487.00

QUARTER 1
QUARTER 2
QUARTER 3
QUARTER 4 02/06/2021 \$1,487.00
Date Notice Printed: 14/04/2021
Date Rates Declared: 30/06/2020

pd 28/4/2021

MANAGE YOUR RATES ONLINE 24/7 — TURN OVER TO FIND OUT MORE

Late payments and overdue amounts may incur late fees and legal charges



PAYING YOUR COUNCIL RATES

Direct Debit
 Never forget a rates payments again! Register with Council's Online Services to schedule quarterly, monthly or weekly payment instalments direct from your nominated bank account.

Credit Card
 Pay your rates 24/7 with Visa or Mastercard. Visit Playford.sa.gov.au, phone 1300 278 903 or download the 'My Playford' App via your App Store. (Payments over \$20)


BPAY
 Please contact your financial institution and quote your customer reference number. BPAY® this payment via internet or phone banking. BPAY View® - View and pay this bill using internet banking. BPAY View Registration No.: 75264 2

Centrepay
 Pay your rates direct from your Centrelink payment. Contact us to set up Centrepay deductions over the phone.

In Person
 Make payment in person at Council's Customer Contact Centre. Or visit your local Australia Post branch. (Payments over \$20)



*500 752642



CALL (08) 8256 0333
EMAIL playford@playford.sa.gov.au
WEB playford.sa.gov.au

POST
 Playford Operations Centre
 12 Bishopstone Road
 DAVOREN PARK SA 5113

VISIT
 Playford Civic Centre
 10 Playford Boulevard
 ELIZABETH SA 5112

OPEN
 9am - 5pm
 Monday to Friday

Assessment No.

75264 2

Full Year's Balance

\$2,974.00

OR

Quarterly Payment

\$1,487.00

Last Day for Payment

02/03/2021

Overdue Amount

\$0.00

2020-2021 Notice of Rates - Quarter 3



046-5118 (17033)

Mr R M Hurst and Mrs L A Hurst
 40 Paternoster Road
 REID SA 5118

Rates are declared by the Council, pursuant to Chapter 10 of the Local Government Act, 1999, as amended and the Local Government (General) Regulations 1999 for the year ending 30 June 2021.


Property Description: 16 Hooke Road, EDINBURGH NORTH SA 5113 Council Rates are GST Free
 Section/Lot: Part Lot 6 Sec 3138 DP 9499 Hd of Munno Para
 Rating Land Use/Location: Commercial - Other Valuation No: 3238730058 Ward: 04

PARTICULARS OF RATES AND CHARGES	RATE IN \$	CAPITAL VALUE	AMOUNT	QUARTER 1
Balance Brought Forward:			\$0.00	
Commercial Rate - Variable Charge	0.01342094	365,000	\$4,898.60	
- Fixed Charge			\$1,018.25	
Total Rates:			\$5,916.85	
Regional Landscape Levy (Formerly NRM Levy)	0.00008850	365,000	\$32.30	
Payments			-\$2,975.15	
Payments made after the 12/01/2021 will not appear on this notice.				
				QUARTER 1
				QUARTER 2
				QUARTER 3
				02/03/2021
				\$1,487.00
				QUARTER 4
				02/06/2021
				\$1,487.00
BALANCE			\$2,974.00	
MANAGE YOUR RATES ONLINE 24/7 — TURN OVER TO FIND OUT MORE				

pd 21/01/2021

Date Notice Printed: 12/01/2021
Date Rates Declared: 30/06/2020


Late payments and overdue amounts may incur late fees and legal charges



VOLUNTEER WITH US

Gain new skills, give back to your community and meet new people.

playford.sa.gov.au/volunteers



PAYING YOUR COUNCIL RATES

Direct Debit

Never forget a rates payments again! Register with Council's Online Services to schedule quarterly, monthly or weekly payment instalments direct from your nominated bank account.

Credit Card

Pay your rates 24/7 with Visa or Mastercard. Visit Playford.sa.gov.au, phone 1300 278 903 or download the 'My Playford' App via your App Store. (Payments over \$20)

BPAY

BPAY Biller Code: 303206 Ref: 75264 2
 Please contact your financial institution and quote your customer reference number. BPAY® this payment via Internet or phone banking. BPAY View® - View and pay this bill using internet banking. BPAY View Registration No.: 75264 2

Centrepay

Pay your rates direct from your Centrepay Centrelink payment. Contact us to set up Centrepay deductions over the phone.

In Person

Make payment in person at Council's Customer Contact Centre. Or visit your local Australia Post branch. (Payments over \$20)



*500 752642

CALL (08) 8256 0333
EMAIL playford@playford.sa.gov.au
WEB playford.sa.gov.au

POST
Playford Operations Centre
12 Bishopstone Road
DAVOREN PARK SA 5113

VISIT
Playford Civic Centre
10 Playford Boulevard
ELIZABETH SA 5112

OPEN
9am - 5pm
Monday to Friday

Assessment No.

75264 2

Full Year's Balance

\$4,461.00

OR

Quarterly Payment

\$1,487.00

Last Day for Payment

02/12/2020

Overdue Amount

\$0.00

Rates are declared by the Council, pursuant to Chapter 10 of the Local Government Act, 1999, as amended and the Local Government (General) Regulations 1999 for the year ending 30 June 2021.

2020-2021 Notice of Rates - Quarter 2



046-5118 (16579)

Mr R M Hurst and Mrs L A Hurst
40 Paternoster Road
REID SA 5118

pd 2/11/2020

Property Description: 16 Hooke Road, EDINBURGH NORTH SA 5113 Council Rates are GST Free
Section/Lot: Part Lot 6 Sec 3138 DP 9499 Hd of Munno Para
Rating Land Use/Location: Commercial - Other Valuation No: 3238730058 Ward: 4

PARTICULARS OF RATES AND CHARGES	RATE IN \$	CAPITAL VALUE	AMOUNT	QUARTER 1
Balance Brought Forward:			\$0.00	
Commercial Rate - Variable Charge	0.01342094	365,000	\$4,898.60	
- Fixed Charge			\$1,018.25	
Total Rates:			\$5,916.85	QUARTER 2
Regional Landscape Levy (Formerly NRM Levy)	0.0000885	365,000	\$32.30	2/12/2020
Payments			-\$1,488.15	\$1,487.00
Payments made after the 19/10/2020 will not appear on this notice.				QUARTER 3
				2/03/2021
				\$1,487.00
				QUARTER 4
				2/06/2021
				\$1,487.00
BALANCE			\$4,461.00	Date Notice Printed:
MANAGE YOUR RATES ONLINE 24/7 — TURN OVER TO FIND OUT MORE				19/10/2020
				Date Rates Declared:
				30/06/2020

Late payments and overdue amounts may incur late fees and legal charges

AUSTRALIA DAY AWARDS 2021

Nominate a Playford Achiever
playford.sa.gov.au/awards

Nominations received by: 20 November 2020



Photo: 2020 Australia Day Award Winners

PAYING YOUR COUNCIL RATES

Direct Debit

Never forget a rates payments again! Register with Council's Online Services to schedule quarterly, monthly or weekly payment instalments direct from your nominated bank account.

Credit Card

Pay your rates 24/7 with Visa or Mastercard. Visit Playford.sa.gov.au, phone 1300 278 903 or download the 'My Playford' App via your App Store. (Payments over \$20)

BPAY

BPAY Biller Code: 303206 Ref: 75264 2
Please contact your financial institution and quote your customer reference number. BPAY® this payment via Internet or phone banking. BPAY View® - View and pay this bill using internet banking. BPAY View Registration No.: 75264 2

CentrePAY


Pay your rates direct from your Centrelink payment. Contact us to set up CentrePAY deductions from over the phone.

In Person

Make payment in person at Council's Customer Contact Centre. Or visit your local Australia Post branch. (Payments over \$20)



*500 752642



CALL (08) 8256 0333
EMAIL playford@playford.sa.gov.au
WEB playford.sa.gov.au


POST
 Playford Operations Centre
 12 Bishopstone Road
 DAVOREN PARK SA 5113

VISIT
 Playford Civic Centre
 10 Playford Boulevard
 ELIZABETH SA 5112

OPEN
 9am - 5pm
 Monday to Friday

Assessment No.
75264 2
Full Year's Balance
\$5,949.15
OR
Quarterly Payment
\$1,488.15
Last Day for Payment
02/09/2020
Overdue Amount

2020-2021 Notice of Rates - Quarter 1

 046-5118 (20369)
 Mr R M Hurst and Mrs L A Hurst
 40 Paternoster Road
 REID SA 5118

Rates are declared by the Council, pursuant to Chapter 10 of the Local Government Act, 1999, as amended and the Local Government (General) Regulations 1999 for the year ending 30 June 2021.

Property Description: 16 Hooke Road, EDINBURGH NORTH SA 5113 Council Rates are GST Free
 Section/Lot: Part Lot 6 Sec 3138 DP 9499 Hd of Munno Para
 Rating Land Use/Location: Commercial - Other Valuation No: 3238730058 Ward: 04

PARTICULARS OF RATES AND CHARGES	RATE IN \$	CAPITAL VALUE	AMOUNT
Balance Brought Forward:			\$0.00
Commercial Rate - Variable Charge	0.01342094	365,000	\$4,898.60
- Fixed Charge			\$1,018.25
Total Rates:			\$5,916.85
Regional Landscape Levy (Formerly NRM Levy)	0.00008850	365,000	\$32.30
BALANCE			\$5,949.15

QUARTER 1
02/09/2020
\$1,488.15
QUARTER 2
02/12/2020
\$1,487.00
QUARTER 3
02/03/2021
\$1,487.00
QUARTER 4
02/06/2021
\$1,487.00

Payments made after the 15/07/2020 will not appear on this notice.
pd 4/8/2020
MANAGE YOUR RATES ONLINE 24/7 — TURN OVER TO FIND OUT MORE
 Date Notice Printed: 15/07/2020
 Date Rates Declared: 30/06/2020
 Date of Amendment: 28/07/2020


Late payments and overdue amounts may incur late fees and legal charges

HAVE YOUR SAY

WHAT'S YOUR TOP 3 ?

What are the three most critical things you'd like to see Council focus on over the next four years?

playford.engagementhub.com.au



PAYING YOUR COUNCIL RATES

- Direct Debit**

Never forget a rates payments again! Register with Council's Online Services to schedule quarterly, monthly or weekly payment instalments direct from your nominated bank account.
- Credit Card**

Pay your rates 24/7 with Visa or Mastercard. Visit Playford.sa.gov.au, phone 1300 278 903 or download the 'My Playford' App via your App Store
- BPAY**

Billers Code: 303206
Ref: 75264 2

Contact your bank or financial institution to make this payment from your cheque, savings, debit, credit card or transaction account. More info: www.bpay.com.au
- Centrepay**

Pay your rates direct from your Centrelink payment. Contact us to set up Centrepay deductions from over the phone.
- In Person**

Make payment in person at Council's Customer Contact Centre. Or visit your local Australia Post branch.



*500 752642

NOTICE OF EMERGENCY SERVICES LEVY ASSESSMENT

ABN 19 040 349 865
Emergency Services Funding Act 1998

The Emergency Services Levy working for all South Australians

DATE OF ISSUE 10/08/2020	ASSESSMENT PERIOD 01/07/2020 to 30/06/2021	FOR LAND OWNED AS AT 01/07/2020	OWNERSHIP NUMBER 10617426
------------------------------------	--	---	-------------------------------------



046-5118 (25610)
R M & L A HURST
40 PATERNOSTER ROAD
REID SA 5118

DUE DATE 22/09/2020
TOTAL AMOUNT DUE \$521.35

Pay by due date to avoid penalties

To sign up to email billing or change your postal address, visit www.revenuesa.sa.gov.au/updatedetails

ASSES. NO. TENANCY.	CAPITAL VALUE	X	ESL FACTORS	=	VARIABLE CHARGE	+	FIXED CHARGE	-	GENERAL REMISSIONS	-	CONCESSIONS/ REMISSIONS	+	ARREARS/ PAYMENTS	=	TOTAL
PROPERTY LOCATION	\$	AREA	LAND USE	LEVY RATE	\$	\$	\$	\$	\$	\$	\$	\$	\$	\$	
3238730058 16 HOOKE RD / EDINBURGH NORTH SA 5113 / LT 6	\$365,000	(R4)	1.0 (CO) 1.044 0.001304		\$496.90		\$50.00		\$25.55		\$0.00		\$0.00	\$521.35	
TOTAL AMOUNT DUE														\$521.35	

REMISSIONS AND CONCESSIONS, INCLUDING THE IMPACT OF THE GOVERNMENT'S DECISION TO CUT ESL BILLS BY \$90 MILLION, TOTTALLING \$25.55 ARE REFLECTED ABOVE

pd out of my Bank had to transfer. Thought it was personal.


TO ARRANGE MONTHLY INSTALMENTS PLEASE VISIT WWW.REVENUESA.SA.GOV.AU/ESLINSTALMENTS PRIOR TO YOUR DUE DATE

DETACH AND RETURN THE PAYMENT REMITTANCE ADVICE WITH YOUR PAYMENT

NOTICE OF EMERGENCY SERVICES LEVY ASSESSMENT

PAYMENT REMITTANCE ADVICE

PREFERRED PAYMENT METHOD
See over for more payment options



Biller Code: 24257
Ref: 5023666315

Telephone & Internet Banking - BPAY®
Contact your bank or financial institution to make this payment from your cheque, savings, debit, credit card or transaction account. More info: www.bpay.com.au



*599 502366631500004

R M & L A HURST

OWNERSHIP NUMBER 10617426
DUE DATE 22/09/2020
TOTAL AMOUNT DUE \$521.35

42150 - Property Expenses - Water Rates

2021 Financial Year

Preparer Kelly Fu

Reviewer Kelly Fu

Status Completed

Account Code	Description	CY Balance	LY Balance	Change
16HOOKERD1	16 Hooke Road, Edinburgh North SA 5113	\$713.08	\$893.30	(20.17)%
TOTAL		CY Balance	LY Balance	
		\$713.08	\$893.30	

Supporting Documents

- General Ledger [Report](#)
- 42150 - sa water bills 2021.pdf

Standard Checklist

- Attach Agent statements (either monthly or annual)
- Attach any other statements, notices or invoices

R & L Hurst Superannuation Fund

General Ledger

As at 30 June 2021

Transaction Date	Description	Units	Debit	Credit	Balance \$
Property Expenses - Water Rates (42150)					
16 Hooke Road, Edinburgh North SA 5113 (16HOOKERD1)					
26/08/2020	ANZ INTERNET BANKING BPAY WATER {506921}	SA	177.71		177.71 DR
08/12/2020	ANZ INTERNET BANKING BPAY WATER {542156}	SA	181.23		358.94 DR
23/03/2021	ANZ INTERNET BANKING FUNDS TFER TRANSFER 324440 TO 015356185912902		184.01		542.95 DR
26/05/2021	ANZ INTERNET BANKING BPAY WATER {100459}	SA	170.13		713.08 DR
			713.08		713.08 DR
Total Debits:			713.08		
Total Credits:			0.00		

Customer Service

Adelaide-based Customer Care Centre



1300 SA WATER
(1300 729 283)



customercare@sawater.com.au



www.sawater.com.au

SA Water, the leading provider of water services for around 1.7 million South Australians, has been working together with the community to supply safe, clean drinking water and a dependable sewerage service for more than 160 years.



008804 046 - 5113

HURST PROPERTY TRUST NO 2
16 HOOKE RD
EDINBURGH NORTH SA 5113



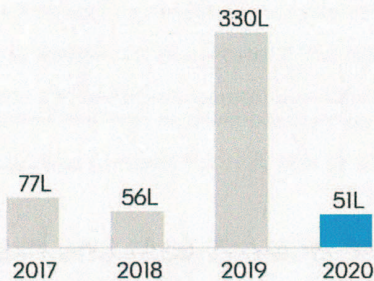
pd 26/8/2020

Total amount due:
\$177.71

Pay by:
11 Sep 20

Your water use snapshot

Your average daily water use compared with the same quarter in previous years. To see how you compare to similar households visit www.sawater.com.au/mybill.



Your average daily cost for this quarter
\$2.25

Your account

Account no. **32 38730 05 8**
Invoice date 19 Aug 20
Commercial 16 HOOKE RD EDINBURGH NORTH LT 6

Account summary

Previous balance		\$198.82
Amount paid	⊖	\$198.82
New charges	⊕	\$177.71
Current balance	⊖	\$177.71

Fees may apply for late payment.

“That’s a relief..”

The State Government is delivering cheaper water bills for all businesses in South Australia from 1 July 2020.

For more information visit
sawater.com.au

250 Victoria Square/Tarntanyangga
Adelaide SA 5000

Customer Service

Adelaide-based Customer Care Centre



1300 SA WATER
(1300 729 283)



customercare@sawater.com.au



www.sawater.com.au

SA Water, the leading provider of water services for around 1.7 million South Australians, has been working together with the community to supply safe, clean drinking water and a dependable sewerage service for more than 160 years.



008697 046 - 5113

HURST PROPERTY TRUST NO 2
16 HOOKE RD
EDINBURGH NORTH SA 5113



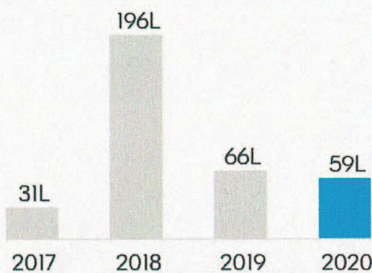
Pay 8/12/2020.

Total amount due:
\$181.23

Pay by:
11 Dec 20

Your water use snapshot

Your average daily water use compared with the same quarter in previous years. To see how you compare to similar households visit www.sawater.com.au/mybill.



Your average daily cost for this quarter
\$1.78

Your account

Account no. **32 38730 05 8**
Invoice date 18 Nov 20
Commercial 16 HOOKE RD EDINBURGH NORTH LT 6

Account summary

Previous balance		\$177.71
Amount paid	⊖	\$177.71
New charges	⊕	\$181.23
Current balance	⊖	\$181.23

Fees may apply for late payment.

BRING IT WITH YOU

Heading to work, to a meeting or a worksite, remember to bring your own bottle. Drinking tap water is one of the best choices you can make for your health, the environment and your wallet.

Scan the QR code to download our BYOB app to find bottle filling stations right across South Australia.



TAP WATER. A BETTER HABIT



250 Victoria Square/Tarntanyangga
Adelaide SA 5000

Customer Service

Adelaide-based Customer Care Centre



1300 SA WATER
(1300 729 283)


customercare@sawater.com.au



www.sawater.com.au

SA Water, the leading provider of water services for around 1.7 million South Australians, has been working together with the community to supply safe, clean drinking water and a dependable sewerage service for more than 160 years.



008598 046 - 5113

HURST PROPERTY TRUST NO 2
16 HOOKE RD
EDINBURGH NORTH SA 5113



Total amount due:

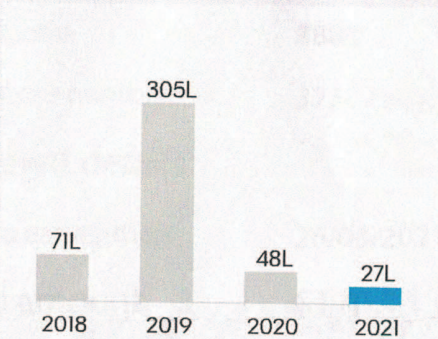
\$170.13

Pay by:

11 Jun 21

Your water use snapshot

Your average daily water use compared with the same quarter in previous years. To see how you compare to similar households visit www.sawater.com.au/mybill.



Your average daily cost for this quarter
\$2.33

Your account

Account no. **32 38730 05 8**
Invoice date 19 May 21
Commercial 16 HOOKE RD EDINBURGH NORTH LT 6

Account summary

Previous balance		\$184.01
Amount paid	⊖	\$184.01
New charges	⊕	\$170.13
Current balance	⊖	\$170.13

Fees may apply for late payment.

“That’s a relief...”

The State Government is delivering cheaper water bills for all businesses in South Australia.

For more information visit
sawater.com.au

Pd 26/5/2021

Customer Service

Adelaide-based Customer Care Centre



1300 SA WATER
(1300 729 283)



customercare@sawater.com.au




www.sawater.com.au

SA Water, the leading provider of water services for around 1.7 million South Australians, has been working together with the community to supply safe, clean drinking water and a dependable sewerage service for more than 160 years.



008675 046 - 5113

HURST PROPERTY TRUST NO 2
16 HOOKE RD
EDINBURGH NORTH SA 5113



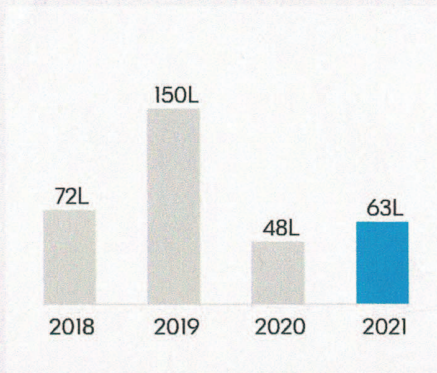
pd 16/3/2021

Total amount due:
\$184.01

Pay by:
12 Mar 21

Your water use snapshot

Your average daily water use compared with the same quarter in previous years. To see how you compare to similar households visit www.sawater.com.au/mybill.



Your average daily cost for this quarter
\$1.66

Your account

Account no. **32 38730 05 8**
Invoice date 17 Feb 21
Commercial 16 HOOKE RD EDINBURGH NORTH LT 6


Account summary

Previous balance		\$181.23
Amount paid	⊖	\$181.23
New charges	⊕	\$184.01
Current balance	⊖	\$184.01

Fees may apply for late payment.

Cooling communities with smart technology

We're working with communities and investing in smart technology to keep public spaces cool and green with efficient water use.

 Misting systems for major public events.

 Integrating smart irrigation for cool, green, open spaces.

 Linking temperature sensors to our website so you can find cooler parks and playgrounds.

Discover more at sawater.com.au

48100 - Division 293 Tax

2021 Financial Year

Preparer Kelly Fu

Reviewer Kelly Fu

Status Completed

Account Code	Description	CY Balance	LY Balance	Change
HURLEE00001A	(Division 293 Tax) Hurst, Lee Ann - Accumulation (Accumulation)	\$3,750.00		100%
HURRIC00001A	(Division 293 Tax) Hurst, Richard - Accumulation (Accumulation)	\$3,750.00		100%
TOTAL		CY Balance	LY Balance	
		\$7,500.00		

Supporting Documents

- General Ledger [Report](#)
- Div293 Tax Release authority - 2020 Richard \$3750.pdf
- Div293 Tax Release authority - 2020 Lee \$3750.pdf

Standard Checklist

- Attach all correspondence between member and the Fund
- Attach correspondence between the ATO and the Fund

R & L Hurst Superannuation Fund

General Ledger

As at 30 June 2021

Transaction Date	Description	Units	Debit	Credit	Balance \$
Division 293 Tax (48100)					
<i>(Division 293 Tax) Hurst, Lee Ann - Accumulation (HURLEE00001A)</i>					
21/04/2021	ANZ INTERNET BANKING BPAY TAX OFFICE PAYMENT {869445}		3,750.00		3,750.00 DR
			3,750.00		3,750.00 DR
<i>(Division 293 Tax) Hurst, Richard - Accumulation (HURRIC00001A)</i>					
21/04/2021	ANZ INTERNET BANKING BPAY TAX OFFICE PAYMENT {868620}		3,750.00		3,750.00 DR
			3,750.00		3,750.00 DR

Total Debits: 7,500.00

Total Credits: 0.00



THE TRUSTEE FOR R & L HURST SUPERANNUATION
FUND
16 HOOKE RD
EDINBURGH NORTH SA 5113

Our reference: 7121051707070
Phone: 13 10 20
ABN: 67 287 083 410
18 March 2021

Authority to release benefits due to Division 293 due and payable

Dear Trustee,

This is an authority to release benefits for LEE HURST due to Division 293 due and payable. They have requested that \$3,750.00 be released from their superannuation account. The released amount is to be paid to the ATO.

What you need to do

THE TRUSTEE FOR R & L HURST SUPERANNUATION FUND is required within 20 business days of the date of this letter to:

- › make a payment to us of the **lesser** of either:
 - \$3,750.00 or
 - the sum of all available release amounts for each super interest held by you for LEE HURST.
- › If you can't release the full amount, please specify your reason, and
- › return the enclosed statement to us.

You don't need to amend the contributions report you provided for this member in your SMSF annual return or member account transaction service (MATS). Releasing this benefit doesn't change the contributions you previously reported.

Need help

If you have any questions, please phone **13 10 20** between 8:00am and 6:00pm, Monday to Friday.

Yours faithfully,
Grant Brodie
Deputy Commissioner of Taxation

PAY NOW

Your payment reference
number (PRN) is:
551001579199727411

BPAY®



Bill code: 75556
Ref: 551001579199727411

Telephone & Internet Banking - BPAY®

Contact your bank or financial institution to make this payment from your cheque, savings, debit or credit card account. More info: www.bpay.com.au

CREDIT OR DEBIT CARD

Pay online with your credit or debit card at www.governmenteasypay.gov.au/PayATO or phone **1300 898 089**. A card payment fee applies.

OTHER PAYMENT OPTIONS

For other payment options, visit ato.gov.au/paymentoptions



THE TRUSTEE FOR R & L HURST SUPERANNUATION
FUND
16 HOOKE RD
EDINBURGH NORTH SA 5113

Our reference: 7121051698867
Phone: 13 10 20
ABN: 67 287 083 410
18 March 2021

Authority to release benefits due to Division 293 due and payable

Dear Trustee,

This is an authority to release benefits for RICHARD HURST due to Division 293 due and payable. They have requested that \$3,750.00 be released from their superannuation account. The released amount is to be paid to the ATO.

What you need to do

THE TRUSTEE FOR R & L HURST SUPERANNUATION FUND is required within 20 business days of the date of this letter to:

- › make a payment to us of the **lesser** of either:
 - \$3,750.00 or
 - the sum of all available release amounts for each super interest held by you for RICHARD HURST.
- › If you can't release the full amount, please specify your reason, and
- › return the enclosed statement to us.

You don't need to amend the contributions report you provided for this member in your SMSF annual return or member account transaction service (MATS). Releasing this benefit doesn't change the contributions you previously reported.

Need help

If you have any questions, please phone **13 10 20** between 8:00am and 6:00pm, Monday to Friday.

Yours faithfully,
Grant Brodie
Deputy Commissioner of Taxation

PAY NOW

Your payment reference
number (PRN) is:
551001516974473311

BPAY®



Billers code: 75556
Ref: 551001516974473311

Telephone & Internet Banking - BPAY®

Contact your bank or financial institution to make this payment from your cheque, savings, debit or credit card account. More info: www.bpay.com.au

CREDIT OR DEBIT CARD

Pay online with your credit or debit card at www.governmenteasypay.gov.au/PayATO or phone **1300 898 089**. A card payment fee applies.

OTHER PAYMENT OPTIONS

For other payment options, visit ato.gov.au/paymentoptions

48500 - Income Tax Expense

2021 Financial Year

Preparer Kelly Fu

Reviewer Kelly Fu

Status Completed

Account Code	Description	CY Balance	LY Balance	Change
48500	Income Tax Expense	\$22,009.93	\$7,899.61	178.62%
TOTAL		CY Balance	LY Balance	
		\$22,009.93	\$7,899.61	

Supporting Documents

No supporting documents

49000 - Profit/Loss Allocation Account

2021 Financial Year

Preparer Kelly Fu

Reviewer Kelly Fu

Status Completed

Account Code	Description	CY Balance	LY Balance	Change
49000	Profit/Loss Allocation Account	\$179,087.28	\$51,522.09	247.59%
TOTAL		CY Balance	LY Balance	
		\$179,087.28	\$51,522.09	

Supporting Documents

No supporting documents

50000 - Members

2021 Financial Year

Preparer Kelly Fu

Reviewer Kelly Fu

Status Completed

Account Code	Description	Opening Balance	Contribution Income	Earnings	Member Payments	Tax & Fees	Closing Balance	Change
HURLEE00001A	Hurst, Lee Ann - Accumulation (Accumulation)	(\$642,873.39)	(\$25,425.00)	(\$85,641.92)	\$752.46	\$16,773.74	(\$736,414.11)	14.55%
HURRIC00001A	Hurst, Richard - Accumulation (Accumulation)	(\$626,457.48)	(\$25,425.00)	(\$82,878.19)	\$6,262.29	\$15,644.34	(\$712,854.04)	13.79%
TOTAL		Opening Balance	Contribution Income	Earnings	Member Payments	Tax & Fees	Closing Balance	
		(\$1,269,330.87)	(\$50,850.00)	(\$168,520.11)	\$7,014.75	\$32,418.08	(\$1,449,268.15)	

Supporting Documents

- Members Statements [Report](#)
- Members Summary [Report](#)

Standard Checklist

- Attach copies of Members Statements

R & L Hurst Superannuation Fund

Members Statement

Lee Ann Hurst
 40 Paternoster Road
 Reid, South Australia, 5118, Australia

Your Details

Date of Birth : Provided
 Age: 50
 Tax File Number: Provided
 Date Joined Fund: 15/03/2009
 Service Period Start Date: 12/03/1990
 Date Left Fund:
 Member Code: HURLEE00001A
 Account Start Date: 15/03/2009
 Account Phase: Accumulation Phase
 Account Description: Accumulation

Nominated Beneficiaries N/A
 Vested Benefits 736,414.11

Your Balance

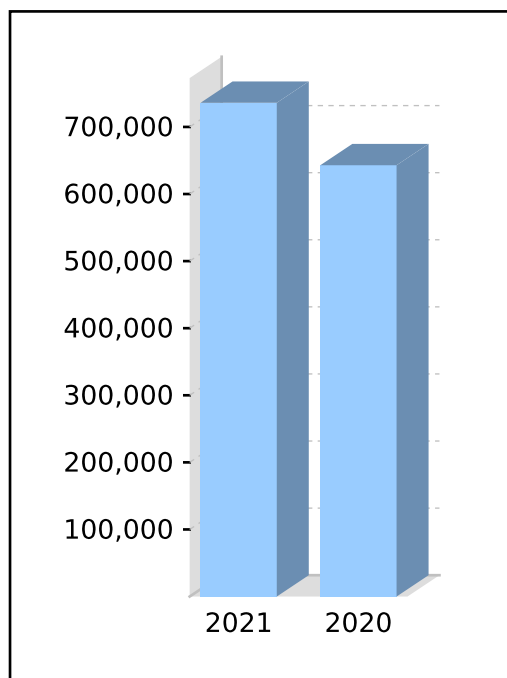
Total Benefits 736,414.11

Preservation Components

Preserved 736,414.11
 Unrestricted Non Preserved
 Restricted Non Preserved

Tax Components

Tax Free 133,341.42
 Taxable 603,072.69



Your Detailed Account Summary

	This Year
Opening balance at 01/07/2020	642,873.39
<u>Increases to Member account during the period</u>	
Employer Contributions	
Personal Contributions (Concessional)	25,000.00
Personal Contributions (Non Concessional)	
Government Co-Contributions	
Other Contributions	
Proceeds of Insurance Policies	
Transfers In	
Net Earnings	85,641.92
Internal Transfer In	
<u>Decreases to Member account during the period</u>	
Pensions Paid	
Contributions Tax	3,750.00
Income Tax	9,273.74
No TFN Excess Contributions Tax	
Excess Contributions Tax	
Refund Excess Contributions	
Division 293 Tax	3,750.00
Insurance Policy Premiums Paid	752.46
Management Fees	
Member Expenses	
Benefits Paid/Transfers Out	
Superannuation Surcharge Tax	
Internal Transfer Out	
Closing balance at 30/06/2021	735,989.11

R & L Hurst Superannuation Fund

Members Statement

Richard Hurst
 40 Paternoster Road
 Reid, South Australia, 5118, Australia

Your Details

Date of Birth : Provided
 Age: 50
 Tax File Number: Provided
 Date Joined Fund: 15/03/2009
 Service Period Start Date: 27/12/1997
 Date Left Fund:
 Member Code: HURRIC00001A
 Account Start Date: 15/03/2009
 Account Phase: Accumulation Phase
 Account Description: Accumulation

Nominated Beneficiaries N/A
 Vested Benefits 712,854.04

Your Balance

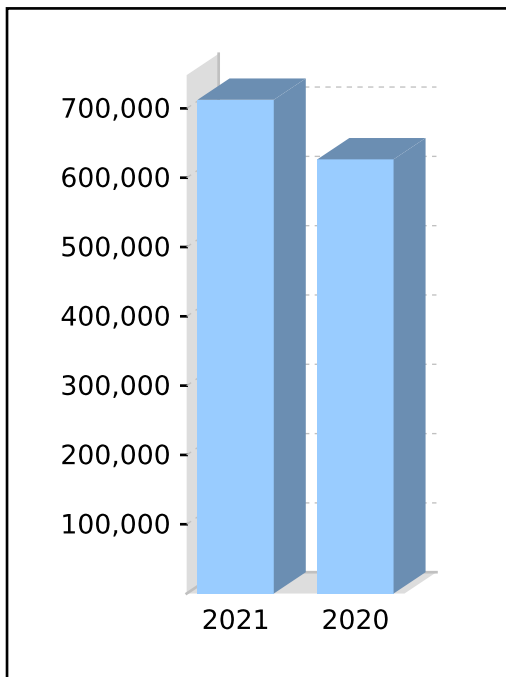
Total Benefits 712,854.04

Preservation Components

Preserved 712,854.04
 Unrestricted Non Preserved
 Restricted Non Preserved

Tax Components

Tax Free 133,227.35
 Taxable 579,626.69



Your Detailed Account Summary

	This Year
Opening balance at 01/07/2020	626,457.48
<u>Increases to Member account during the period</u>	
Employer Contributions	
Personal Contributions (Concessional)	25,000.00
Personal Contributions (Non Concessional)	
Government Co-Contributions	
Other Contributions	
Proceeds of Insurance Policies	
Transfers In	
Net Earnings	82,878.19
Internal Transfer In	
<u>Decreases to Member account during the period</u>	
Pensions Paid	
Contributions Tax	3,750.00
Income Tax	8,144.34
No TFN Excess Contributions Tax	
Excess Contributions Tax	
Refund Excess Contributions	
Division 293 Tax	3,750.00
Insurance Policy Premiums Paid	6,262.29
Management Fees	
Member Expenses	
Benefits Paid/Transfers Out	
Superannuation Surcharge Tax	
Internal Transfer Out	
Closing balance at 30/06/2021	712,429.04

R & L Hurst Superannuation Fund

Members Summary

As at 30 June 2021

Opening Balances	Increases				Decreases					Closing Balance	
	Contributions	Transfers In	Net Earnings	Insurance Proceeds	Pensions Paid	Contributions Tax	Taxes Paid	Benefits Paid/ Transfers Out	Insurance Premiums		Member Expenses
Lee Ann Hurst (Age: 50)											
HURLEE00001A - Accumulation											
642,873.39	25,000.00		85,641.92			7,500.00	9,273.74		752.46		735,989.11
642,873.39	25,000.00		85,641.92			7,500.00	9,273.74		752.46		735,989.11
Richard Hurst (Age: 50)											
HURRIC00001A - Accumulation											
626,457.48	25,000.00		82,878.19			7,500.00	8,144.34		6,262.29		712,429.04
626,457.48	25,000.00		82,878.19			7,500.00	8,144.34		6,262.29		712,429.04
1,269,330.87	50,000.00		168,520.11			15,000.00	17,418.08		7,014.75		1,448,418.15

59200 - Contribution Reserve

2021 Financial Year

Preparer Kelly Fu

Reviewer Kelly Fu

Status Completed

Account Code	Description	CY Balance	LY Balance	Change
HURLEE00001A	(Contribution Reserve) Hurst, Lee Ann - Accumulation (Accumulation)	(\$3,400.00)	(\$3,400.00)	0%
HURRIC00001A	(Contribution Reserve) Hurst, Richard - Accumulation (Accumulation)	(\$3,400.00)	(\$3,400.00)	0%
TOTAL		CY Balance	LY Balance	
		(\$6,800.00)	(\$6,800.00)	

Supporting Documents

- General Ledger [Report](#)
- 2021 Request to Adj CC - Lee Ann \$4000.pdf
- 2021 Request to Adj CC - Richard \$4000.pdf

Standard Checklist

- Review the Trust Deed and minutes to ensure that the reserve is permitted and recorded in accordance with trustee policy

R & L Hurst Superannuation Fund

General Ledger

As at 30 June 2021

Transaction Date	Description	Units	Debit	Credit	Balance \$
Contribution Reserve (59200)					
<i>(Contribution Reserve) Hurst, Lee Ann - Accumulation (HURLEE00001A)</i>					
01/07/2020	Opening Balance				3,400.00 CR
01/07/2020	Close Period Journal			600.00	4,000.00 CR
01/07/2020	Close Period Journal		4,000.00		0.00 DR
09/06/2021	System Member Journals		600.00		600.00 DR
09/06/2021	System Member Journals			4,000.00	3,400.00 CR
			4,600.00	4,600.00	3,400.00 CR
<i>(Contribution Reserve) Hurst, Richard - Accumulation (HURRIC00001A)</i>					
01/07/2020	Opening Balance				3,400.00 CR
01/07/2020	Close Period Journal			600.00	4,000.00 CR
01/07/2020	Close Period Journal		4,000.00		0.00 DR
09/06/2021	System Member Journals		600.00		600.00 DR
09/06/2021	System Member Journals			4,000.00	3,400.00 CR
			4,600.00	4,600.00	3,400.00 CR
Total Debits:			9,200.00		
Total Credits:				9,200.00	



Request to adjust concessional contributions

WHO SHOULD COMPLETE THIS FORM?

Only members of a self-managed superannuation fund (SMSF) can complete this form for contributions they made to their SMSF.

COMPLETING THIS FORM

The instructions contain important information

- Print clearly using a black pen only.
- Use BLOCK LETTERS and print one character per box.

! The instructions contain important information about completing this form. Refer to them for more information about how to complete and lodge this form.

Section A: Your details

1 **Tax file number (TFN)**

! You don't have to provide your TFN to us. However, if you do, it will help us identify you correctly and process your form quickly. For more information on privacy, refer to ato.gov.au/privacy

2 Full name

Title: Mr Mrs Miss Ms Other

Family name

First given name

Other given names

3 **Date of birth** / /

4 Current postal address

Street address

Suburb/town/locality

State/territory

(Australia only)

Postcode

(Australia only)

5 **Daytime phone number** (include area code)

Section B: Self Managed Superannuation Fund Details

The SMSF to which the concessional contributions to be adjusted were made:

6 **What is your Australian business number (ABN)?**

7 Fund name

Section E: Declaration

Privacy

The ATO is a government agency bound by the Privacy Act 1988 in terms of collection and handling of personal information and TFNs. For further information about privacy law notices go to ato.gov.au/privacy

Complete the declaration that applies to you. Print your full name then sign and date the declaration.

INDIVIDUAL DECLARATION

I declare that the information contained in this form is true and correct.

Name (Print in BLOCK LETTERS)

Signature

Date

Day	Month	Year
<input type="text"/> <input type="text"/>	<input type="text"/> <input type="text"/>	<input type="text"/> <input type="text"/> <input type="text"/> <input type="text"/>

AGENT OR AUTHORISED OFFICER DECLARATION

complete this declaration if you are an authorised representative of the individual shown in Section A.

I declare that:

- I have prepared the form with the information supplied by the individual
- I have received a declaration made by the individual that the information provided to me for the preparation of this statement is true and correct
- I am authorised by the individual to give the information in this form to the Australian Taxation Office.

Signature

Date

Day	Month	Year
<input type="text"/> <input type="text"/>	<input type="text"/> <input type="text"/>	<input type="text"/> <input type="text"/> <input type="text"/> <input type="text"/>

Tax agent number (if applicable)

<input type="text"/>	<input type="text"/>	<input type="text"/>	<input type="text"/>	<input type="text"/>	<input type="text"/>	<input type="text"/>	<input type="text"/>	<input type="text"/>	<input type="text"/>
----------------------	----------------------	----------------------	----------------------	----------------------	----------------------	----------------------	----------------------	----------------------	----------------------

Name of organisation (if applicable)

Agent or Authorised Officer name

Title: Mr Mrs Miss Ms Other

Family name

First given name

Other given names

Agent or Authorised Officer phone number (include area code)

<input type="text"/>	<input type="text"/>	<input type="text"/>	<input type="text"/>	<input type="text"/>	<input type="text"/>	<input type="text"/>	<input type="text"/>	<input type="text"/>	<input type="text"/>	<input type="text"/>	<input type="text"/>
----------------------	----------------------	----------------------	----------------------	----------------------	----------------------	----------------------	----------------------	----------------------	----------------------	----------------------	----------------------

Agent or Authorised Officer address

Street address

Suburb/town/locality

State/territory

<input type="text"/>	<input type="text"/>	<input type="text"/>
----------------------	----------------------	----------------------

(Australia only)

Postcode

<input type="text"/>	<input type="text"/>	<input type="text"/>	<input type="text"/>	<input type="text"/>	<input type="text"/>
----------------------	----------------------	----------------------	----------------------	----------------------	----------------------

(Australia only)

Lodging your form

Post or fax your completed and signed form to:

- fax on **1300 139 024**
- mail to
Australian Taxation Office
PO Box 3578
ALBURY NSW 2640

Sensitive (when completed)



Request to adjust concessional contributions

WHO SHOULD COMPLETE THIS FORM?

Only members of a self-managed superannuation fund (SMSF) can complete this form for contributions they made to their SMSF.

COMPLETING THIS FORM

The instructions contain important information

- Print clearly using a black pen only.
- Use BLOCK LETTERS and print one character per box.

! The instructions contain important information about completing this form. Refer to them for more information about how to complete and lodge this form.

Section A: Your details

1 Tax file number (TFN)

! You don't have to provide your TFN to us. However, if you do, it will help us identify you correctly and process your form quickly. For more information on privacy, refer to ato.gov.au/privacy

2 Full name

Title: Mr Mrs Miss Ms Other

Family name

First given name

Other given names

3 Date of birth / /

4 Current postal address

Street address

Suburb/town/locality

State/territory

(Australia only)

Postcode

(Australia only)

5 Daytime phone number (include area code)

Section B: Self Managed Superannuation Fund Details

The SMSF to which the concessional contributions to be adjusted were made:

6 What is your Australian business number (ABN)?

7 Fund name

Section E: Declaration

Privacy

The ATO is a government agency bound by the Privacy Act 1988 in terms of collection and handling of personal information and TFNs. For further information about privacy law notices go to ato.gov.au/privacy

Complete the declaration that applies to you. Print your full name then sign and date the declaration.

INDIVIDUAL DECLARATION

I declare that the information contained in this form is true and correct.

Name (Print in BLOCK LETTERS)

Signature

Date

Day	Month	Year
<input type="text"/> <input type="text"/>	<input type="text"/> <input type="text"/>	<input type="text"/> <input type="text"/> <input type="text"/> <input type="text"/>

AGENT OR AUTHORISED OFFICER DECLARATION

complete this declaration if you are an authorised representative of the individual shown in Section A.

I declare that:

- I have prepared the form with the information supplied by the individual
- I have received a declaration made by the individual that the information provided to me for the preparation of this statement is true and correct
- I am authorised by the individual to give the information in this form to the Australian Taxation Office.

Signature

Date

Day	Month	Year
<input type="text"/> <input type="text"/>	<input type="text"/> <input type="text"/>	<input type="text"/> <input type="text"/> <input type="text"/> <input type="text"/>

Tax agent number (if applicable)

Name of organisation (if applicable)

Agent or Authorised Officer name

Title: Mr Mrs Miss Ms Other

Family name

First given name

Other given names

Agent or Authorised Officer phone number (include area code)

Agent or Authorised Officer address

Street address

Suburb/town/locality

State/territory

(Australia only)

Postcode

(Australia only)

Lodging your form

Post or fax your completed and signed form to:

- fax on **1300 139 024**
- mail to
Australian Taxation Office
PO Box 3578
ALBURY NSW 2640

Sensitive (when completed)

60400 - Bank Accounts

2021 Financial Year

Preparer Kelly Fu

Reviewer Kelly Fu

Status Completed

Account Code	Description	CY Balance	LY Balance	Change
ANZ59571	ANZ Business Cash Management ***59571	\$19,568.91	\$15,881.70	23.22%
ANZ66119	ANZ Business Online Saver ***66119	\$90,726.20	\$24,701.47	267.29%
NORTH	North Investment Cash Account	\$140,724.03	\$6,739.80	1987.96%
TOTAL		CY Balance	LY Balance	
		\$251,019.14	\$47,322.97	

Supporting Documents

- Bank Statement Report [Report](#)
- 60400 - ANZ 59571 statements 2021.pdf [ANZ59571](#)
- 60400 - ANZ 66119 statements 2021.pdf [ANZ66119](#)
- 60400 - North Cash Acct Statement 2021.pdf [NORTH](#)

Standard Checklist

- Attach Copies of Bank Statements
- Attach copy of Bank Statement Report
- Ensure all Balances match Statement Balances at June 30
- Ensure all Transactions have been entered

R & L Hurst Superannuation Fund

Bank Statement Report

For The Period 01 July 2020 to 30 June 2021

Chart Code: 60400 / ANZ59571
Account Name: ANZ Business Cash Management ***59571
BSB and Account Number: 015356 369059571

Opening Balance	-	Total Debits	+	Total Credits	=	Closing Balance	Data Feed Used
\$ 15,881.70		\$ 58,097.21		\$ 61,784.42		\$ 19,568.91	BGL Bank Data Service

Date	Description	Debit \$	Credit \$	Ledger Balance \$	Statement Balance \$	Variance \$
01/07/2020	Opening Balance			15,881.70		
01/07/2020	ANZ INTERNET BANKING FUNDS TFER TRANSFER 203697 FROM 369059571 [ANZ INTERNET BANKING FUNDS TFER TRANSFER 203697 TO 015356901866119]	6,000.00		9,881.70	9,881.70	
06/07/2020	PAYMENT TO TAL LIFE LIMITED 1483022-A7363282	459.48		9,422.22	9,422.22	
13/07/2020	TRANSFER FROM ADELAIDE BANK INT FROM 040844949		117.43	9,539.65	9,539.65	
31/07/2020	CREDIT INTEREST PAID		0.42	9,540.07	9,540.07	
04/08/2020	PAYMENT TO TAL LIFE LIMITED 1483022-A7974128	459.48		9,080.59		
04/08/2020	ANZ INTERNET BANKING BPAY CITY OF PLAYFORD {497640}	1,488.15		7,592.44	7,592.44	
26/08/2020	DIVIDEND FROM JHG DIVIDEND AUG20/00828942 [System Matched Income Data]		100.00	7,692.44		
26/08/2020	ANZ INTERNET BANKING BPAY SA WATER {506921}	177.71		7,514.73	7,514.73	
27/08/2020	ANZ INTERNET BANKING TRANSFER HURST PLUMBERS HURST PLUMBERS		4,000.00	11,514.73	11,514.73	
28/08/2020	DIVIDEND FROM GOODMAN GROUP AUG20/00820325 [Amount Receivable ref 172763537]		136.05	11,650.78	11,650.78	
31/08/2020	CREDIT INTEREST PAID		0.35	11,651.13		
04/09/2020	PAYMENT TO TAL LIFE LIMITED 1483022-A8668669	459.48		11,191.65	11,191.65	
09/09/2020	ANZ INTERNET BANKING FUNDS TFER TRANSFER 244822 TO 015356530997194	521.35		10,670.30	10,670.30	
14/09/2020	TRANSFER FROM ADELAIDE BANK INT FROM 040820147		166.23	10,836.53	10,836.53	

R & L Hurst Superannuation Fund
Bank Statement Report

For The Period 01 July 2020 to 30 June 2021

Date	Description	Debit \$	Credit \$	Ledger Balance \$	Statement Balance \$	Variance \$
15/09/2020	DIVIDEND FROM MIN PAYMENT SEP20/00807364 [System Matched Income Data]		368.06	11,204.59	11,204.59	
18/09/2020	DIVIDEND FROM WOODSIDE INT20/00638272 [System Matched Income Data]		112.37	11,316.96		
18/09/2020	DIVIDEND FROM ARGO INVESTMENTS S00097107556 [System Matched Income Data]		157.36	11,474.32	11,474.32	
21/09/2020	DIVIDEND FROM AZJ LIMITED SEP20/00841021 [System Matched Income Data]		238.38	11,712.70		
21/09/2020	TRANSFER FROM CMC MARKETS STOC 12448070		2,437.03	14,149.73	14,149.73	
22/09/2020	DIVIDEND FROM BHP GROUP DIV AF382/01158427 [System Matched Income Data]		305.60	14,455.33	14,455.33	
23/09/2020	DIVIDEND FROM AMCOR PLC DIV SEPT2/00867960 [System Matched Income Data]		93.28	14,548.61	14,548.61	
25/09/2020	DIVIDEND FROM QBE DIVIDEND 20FPA/00855852 [System Matched Income Data]		23.00	14,571.61		
25/09/2020	DIVIDEND FROM AGL FNL DIV 001251133947 [System Matched Income Data]		158.10	14,729.71		
25/09/2020	DIVIDEND FROM ALUMINA LIMITED SEP20/00830516 [System Matched Income Data]		167.33	14,897.04	14,897.04	
28/09/2020	ANZ INTERNET BANKING TRANSFER HURST PLUMBERS HURST PLUMBERS		5,000.00	19,897.04		
28/09/2020	ANZ INTERNET BANKING BPAY TAX OFFICE PAYMENT {298760}	3,066.00		16,831.04		
28/09/2020	ANZ INTERNET BANKING FUNDS TFER TRANSFER 309222 FROM 369059571 [ANZ INTERNET BANKING FUNDS TFER TRANSFER 309222 TO 015356901866119]	10,000.00		6,831.04	6,831.04	
30/09/2020	DIVIDEND FROM ANZ DIVIDEND A069/00706231 [System Matched Income Data]		77.50	6,908.54		
30/09/2020	DIVIDEND FROM REG ITM DIV 001251321287 [System Matched Income Data]		86.23	6,994.77		
30/09/2020	CREDIT INTEREST PAID		0.49	6,995.26		
30/09/2020	"9 EXCESS EFTPOS, PHONE BANKING, AUTOMATIC TRANSACTIONS - FEE"	5.40		6,989.86		

R & L Hurst Superannuation Fund
Bank Statement Report

For The Period 01 July 2020 to 30 June 2021

Date	Description	Debit \$	Credit \$	Ledger Balance \$	Statement Balance \$	Variance \$
30/09/2020	3 EXCESS INTERNET/ONLINE TRANSACTIONS - FEE	1.80		6,988.06	6,988.06	
01/10/2020	DIVIDEND FROM WESFARMERS LTD FIN20/01082347 [System Matched Income Data]		226.10	7,214.16	7,214.16	
02/10/2020	DIVIDEND FROM ORIGIN ENERGY S00097107556 [System Matched Income Data]		118.50	7,332.66	7,332.66	
05/10/2020	DIVIDEND FROM ATLAS ARTERIA OCT20/00817679 [System Matched Income Data]		183.70	7,516.36	7,516.36	
06/10/2020	PAYMENT TO TAL LIFE LIMITED 1483022-A9300135	542.65		6,973.71	6,973.71	
08/10/2020	DIVIDEND FROM BRAMBLES LIMITED S00097107556 [System Matched Income Data]		101.20	7,074.91	7,074.91	
09/10/2020	DIVIDEND FROM RWC DIVIDEND 20OCT/00807474 [System Matched Income Data]		47.25	7,122.16		
09/10/2020	DIVIDEND FROM RWC DIVIDEND OCT20/00809037 [System Matched Income Data]		85.05	7,207.21	7,207.21	
21/10/2020	DIVIDEND FROM SUN FINAL DIV 001251003315 [System Matched Income Data]		46.40	7,253.61	7,253.61	
27/10/2020	ANZ INTERNET BANKING TRANSFER HURST PLUMBERS HURST PLUMBERS		4,000.00	11,253.61	11,253.61	
30/10/2020	CREDIT INTEREST PAID		0.31	11,253.92		
30/10/2020	"2 EXCESS EFTPOS, PHONE BANKING, AUTOMATIC TRANSACTIONS - FEE"	1.20		11,252.72		
30/10/2020	1 EXCESS INTERNET/ONLINE TRANSACTIONS - FEE	0.60		11,252.12	11,252.12	
02/11/2020	ANZ INTERNET BANKING BPAY CITY OF PLAYFORD {599215}	1,487.00		9,765.12	9,765.12	
04/11/2020	PAYMENT TO TAL LIFE LIMITED 1483022-A9906248	542.65		9,222.47	9,222.47	
23/11/2020	DIVIDEND FROM JHG DIVIDEND NOV20/00828247 [System Matched Income Data]		98.97	9,321.44	9,321.44	
26/11/2020	ANZ INTERNET BANKING TRANSFER HURST PLUMBERS HURST PLUMBERS		4,000.00	13,321.44	13,321.44	
30/11/2020	CREDIT INTEREST PAID		0.42	13,321.86	13,321.86	

R & L Hurst Superannuation Fund
Bank Statement Report

For The Period 01 July 2020 to 30 June 2021

Date	Description	Debit \$	Credit \$	Ledger Balance \$	Statement Balance \$	Variance \$
02/12/2020	ANZ INTERNET BANKING BPAY TAX OFFICE PAYMENT {312206}	1,764.68		11,557.18		
02/12/2020	ANZ INTERNET BANKING PAYMENT 313623 TO PDK FINANCIAL	3,410.00		8,147.18	8,147.18	
04/12/2020	PAYMENT TO TAL LIFE LIMITED 1483022-B0559911	542.65		7,604.53	7,604.53	
08/12/2020	ANZ INTERNET BANKING BPAY SA WATER {542156}	181.23		7,423.30	7,423.30	
15/12/2020	DIVIDEND FROM AMCOR PLC DIV DEC20/00867892 [System Matched Income Data]		96.49	7,519.79	7,519.79	
16/12/2020	DIVIDEND FROM ANZ DIVIDEND A070/00702058 [System Matched Income Data]		108.50	7,628.29	7,628.29	
18/12/2020	DIVIDEND FROM WBC DIVIDEND 001254237671 [System Matched Income Data]		83.39	7,711.68		
18/12/2020	ANZ INTERNET BANKING TRANSFER HURST PLUMBERS HURST PLUMBERS		5,000.00	12,711.68	12,711.68	
31/12/2020	CREDIT INTEREST PAID		0.43	12,712.11		
31/12/2020	"1 EXCESS EFTPOS, PHONE BANKING, AUTOMATIC TRANSACTIONS - FEE"	0.60		12,711.51		
31/12/2020	1 EXCESS INTERNET/ONLINE TRANSACTIONS - FEE	0.60		12,710.91	12,710.91	
04/01/2021	ANZ INTERNET BANKING BPAY TAX OFFICE PAYMENT {754675}	3,066.00		9,644.91	9,644.91	
06/01/2021	PAYMENT TO TAL LIFE LIMITED 1483022-B1176471	542.65		9,102.26	9,102.26	
11/01/2021	TRANSFER FROM ADELAIDE BANK INT FROM 040844949		59.84	9,162.10	9,162.10	
18/01/2021	ANZ INTERNET BANKING PAYMENT 900489 TO PDK FINANCIAL	825.00		8,337.10	8,337.10	
21/01/2021	ANZ INTERNET BANKING BPAY CITY OF PLAYFORD {768916}	1,487.00		6,850.10	6,850.10	
27/01/2021	ANZ INTERNET BANKING TRANSFER HURST PLUMBERS HURST PLUMBERS		4,000.00	10,850.10	10,850.10	
29/01/2021	CREDIT INTEREST PAID		0.37	10,850.47	10,850.47	
04/02/2021	PAYMENT TO TAL LIFE LIMITED 1483022-B1826459	542.65		10,307.82	10,307.82	
09/02/2021	PAYMENT TO AIA AUSTRALIA . 66418689 14/02/21	752.46		9,555.36	9,555.36	

R & L Hurst Superannuation Fund
Bank Statement Report

For The Period 01 July 2020 to 30 June 2021

Date	Description	Debit \$	Credit \$	Ledger Balance \$	Statement Balance \$	Variance \$
24/02/2021	ANZ INTERNET BANKING TRANSFER HURST PLUMBERS HURST PLUMBERS		4,000.00	13,555.36	13,555.36	
25/02/2021	DIVIDEND FROM GOODMAN GROUP FEB21/00820524 [System Matched Income Data]		136.05	13,691.41	13,691.41	
26/02/2021	CREDIT INTEREST PAID		0.39	13,691.80	13,691.80	
03/03/2021	DIVIDEND FROM JHG DIVIDEND MAR21/00827472 [System Matched Income Data]		92.71	13,784.51	13,784.51	
04/03/2021	PAYMENT TO TAL LIFE LIMITED 1483022-B2420717	542.65		13,241.86	13,241.86	
09/03/2021	DIVIDEND FROM MIN PAYMENT MAR21/00808124 [System Matched Income Data]		478.00	13,719.86	13,719.86	
12/03/2021	DIVIDEND FROM ARGO INVESTMENTS S00097107556 [System Matched Income Data]		157.36	13,877.22	13,877.22	
15/03/2021	TRANSFER FROM ADELAIDE BANK INT FROM 040820147		78.53	13,955.75	13,955.75	
16/03/2021	DIVIDEND FROM AMCOR PLC DIV MAR21/00869751 [System Matched Income Data]		88.67	14,044.42	14,044.42	
16/03/2021	DIVIDEND FROM ALUMINA LIMITED MAR21/00841214 [System Matched Income Data]		165.71	14,210.13	14,210.13	
23/03/2021	DIVIDEND FROM BHP GROUP DIV AI383/01145623 [System Matched Income Data]		531.10	14,741.23	14,741.23	
23/03/2021	ANZ INTERNET BANKING FUNDS TFER TRANSFER 324440 TO 015356185912902	184.01		14,557.22	14,557.22	
24/03/2021	DIVIDEND FROM WOODSIDE FIN20/00637217 [System Matched Income Data]		47.42	14,604.64	14,604.64	
26/03/2021	DIVIDEND FROM AGL PAYMENT MAR21/00875513 [System Matched Income Data]		127.10	14,731.74	14,731.74	
26/03/2021	DIVIDEND FROM ORIGIN ENERGY S00097107556 [System Matched Income Data]		148.13	14,879.87	14,879.87	
29/03/2021	ANZ INTERNET BANKING TRANSFER HURST PLUMBERS HURST PLUMBER		4,000.00	18,879.87	18,879.87	
30/03/2021	DIVIDEND FROM IAG DIVIDEND PYT INT21/01235030 [System Matched Income Data]		91.00	18,970.87	18,970.87	

R & L Hurst Superannuation Fund
Bank Statement Report

For The Period 01 July 2020 to 30 June 2021

Date	Description	Debit \$	Credit \$	Ledger Balance \$	Statement Balance \$	Variance \$
31/03/2021	DIVIDEND FROM WESFARMERS LTD INT21/01077246 [System Matched Income Data]		209.44	19,180.31		
31/03/2021	DIVIDEND FROM AZJ LIMITED MAR21/00846071 [System Matched Income Data]		250.56	19,430.87		
31/03/2021	CREDIT INTEREST PAID		0.65	19,431.52		
31/03/2021	"8 EXCESS EFTPOS, PHONE BANKING, AUTOMATIC TRANSACTIONS - FEE"	4.80		19,426.72		
31/03/2021	2 EXCESS INTERNET/ONLINE TRANSACTIONS - FEE	1.20		19,425.52	19,425.52	
01/04/2021	DIVIDEND FROM SUN INTERIM DIV 001255883277 [System Matched Income Data]		120.64	19,546.16	19,546.16	
06/04/2021	PAYMENT TO TAL LIFE LIMITED 1483022-B3070941	542.65		19,003.51	19,003.51	
07/04/2021	ANZ INTERNET BANKING BPAY TAX OFFICE PAYMENT {375142}	4,653.00		14,350.51	14,350.51	
08/04/2021	DIVIDEND FROM BRAMBLES LIMITED S00097107556 [System Matched Income Data]		105.56	14,456.07	14,456.07	
09/04/2021	DIVIDEND FROM RWC DIVIDEND APR21/00806609 [System Matched Income Data]		113.40	14,569.47		
09/04/2021	DIVIDEND FROM ATLAS ARTERIA APR21/00817333 [System Matched Income Data]		217.10	14,786.57	14,786.57	
21/04/2021	ANZ INTERNET BANKING BPAY TAX OFFICE PAYMENT {869445}	3,750.00		11,036.57		
21/04/2021	ANZ INTERNET BANKING BPAY TAX OFFICE PAYMENT {868620}	3,750.00		7,286.57	7,286.57	
28/04/2021	ANZ INTERNET BANKING TRANSFER HURST PLUMBERS HURST PLUMBERS		5,000.00	12,286.57		
28/04/2021	ANZ INTERNET BANKING BPAY CITY OF PLAYFORD {473722}	1,487.00		10,799.57	10,799.57	
30/04/2021	DIVIDEND FROM JAMES HARDIE IND APR21/00813712		279.94	11,079.51		
30/04/2021	CREDIT INTEREST PAID		0.57	11,080.08		
30/04/2021	"1 EXCESS EFTPOS, PHONE BANKING, AUTOMATIC TRANSACTIONS - FEE"	0.60		11,079.48		
30/04/2021	4 EXCESS INTERNET/ONLINE TRANSACTIONS - FEE	2.40		11,077.08	11,077.08	

R & L Hurst Superannuation Fund
Bank Statement Report

For The Period 01 July 2020 to 30 June 2021

Date	Description	Debit \$	Credit \$	Ledger Balance \$	Statement Balance \$	Variance \$
04/05/2021	PAYMENT TO TAL LIFE LIMITED 1483022-B3656194	542.65		10,534.43	10,534.43	
25/05/2021	ANZ INTERNET BANKING TRANSFER HURST PLUMBERS HURST PLUMBERS		4,000.00	14,534.43	14,534.43	
26/05/2021	ANZ INTERNET BANKING BPAY SA WATER {100459}	170.13		14,364.30		
27/05/2021	DIVIDEND FROM JHG DIVIDEND MAY21/00826926 [System Matched Income Data]		96.94	14,461.24	14,461.24	
31/05/2021	CREDIT INTEREST PAID		0.48	14,461.72	14,461.72	
04/06/2021	PAYMENT TO TAL LIFE LIMITED 1483022-B4533614	542.65		13,919.07	13,919.07	
15/06/2021	DIVIDEND FROM AMCOR PLC DIV JUN21/00868510 [System Matched Income Data]		88.15	14,007.22	14,007.22	
22/06/2021	ANZ INTERNET BANKING TRANSFER HURST PLUMBERS HURST PLUMBERS		9,000.00	23,007.22	23,007.22	
25/06/2021	DIVIDEND FROM WBC DIVIDEND 001260818805 [System Matched Income Data]		156.02	23,163.24	23,163.24	
29/06/2021	ANZ INTERNET BANKING BPAY TAX OFFICE PAYMENT {372862}	3,595.00		19,568.24	19,568.24	
30/06/2021	CREDIT INTEREST PAID		0.67	19,568.91	19,568.91	
30/06/2021	CLOSING BALANCE			19,568.91	19,568.91	
		<u>58,097.21</u>	<u>61,784.42</u>			

R & L Hurst Superannuation Fund

Bank Statement Report

For The Period 01 July 2020 to 30 June 2021

Chart Code: 60400 / ANZ66119
Account Name: ANZ Business Online Saver ***66119
BSB and Account Number: 015356 901866119

Opening Balance	-	Total Debits	+	Total Credits	=	Closing Balance	Data Feed Used
\$ 24,701.47				\$ 66,024.73		\$ 90,726.20	BGL Bank Data Service

Date	Description	Debit \$	Credit \$	Ledger Balance \$	Statement Balance \$	Variance \$
01/07/2020	Opening Balance			24,701.47		
01/07/2020	ANZ INTERNET BANKING FUNDS TFER TRANSFER 203697 FROM 369059571 [ANZ INTERNET BANKING FUNDS TFER TRANSFER 203697 TO 015356901866119]		6,000.00	30,701.47	30,701.47	
28/07/2020	PAYMENT FROM Hurst Plumbers		1,600.00	32,301.47	32,301.47	
31/07/2020	CREDIT INTEREST PAID		1.30	32,302.77	32,302.77	
31/08/2020	PAYMENT FROM hurst plumbers		2,000.00	34,302.77		
31/08/2020	CREDIT INTEREST PAID		1.37	34,304.14		
28/09/2020	ANZ INTERNET BANKING FUNDS TFER TRANSFER 309222 FROM 369059571 [ANZ INTERNET BANKING FUNDS TFER TRANSFER 309222 TO 015356901866119]		10,000.00	44,304.14	44,304.14	
30/09/2020	PAYMENT FROM HURST PLUMBERS		1,600.00	45,904.14		
30/09/2020	CREDIT INTEREST PAID		1.43	45,905.57	45,905.57	
29/10/2020	PAYMENT FROM Hurst Plumbers		1,600.00	47,505.57	47,505.57	
30/10/2020	CREDIT INTEREST PAID		1.88	47,507.45	47,507.45	
30/11/2020	CREDIT INTEREST PAID		2.01	47,509.46	47,509.46	
02/12/2020	PAYMENT FROM Hurst Plumbers		2,000.00	49,509.46	49,509.46	
31/12/2020	CREDIT INTEREST PAID		2.10	49,511.56	49,511.56	
04/01/2021	PAYMENT FROM Hurst Plumbers		1,600.00	51,111.56	51,111.56	

R & L Hurst Superannuation Fund
Bank Statement Report

For The Period 01 July 2020 to 30 June 2021

Date	Description	Debit \$	Credit \$	Ledger Balance \$	Statement Balance \$	Variance \$
28/01/2021	PAYMENT FROM Hurst Plumbers		1,600.00	52,711.56	52,711.56	
29/01/2021	CREDIT INTEREST PAID		2.02	52,713.58	52,713.58	
24/02/2021	PAYMENT FROM Hurst Plumbers		2,000.00	54,713.58	54,713.58	
26/02/2021	CREDIT INTEREST PAID		2.03	54,715.61	54,715.61	
30/03/2021	PAYMENT FROM Hurst Plumbers		2,000.00	56,715.61	56,715.61	
31/03/2021	CREDIT INTEREST PAID		2.47	56,718.08	56,718.08	
29/04/2021	PAYMENT FROM Hurst Plumber		1,600.00	58,318.08	58,318.08	
30/04/2021	CREDIT INTEREST PAID		2.34	58,320.42	58,320.42	
31/05/2021	PAYMENT FROM Hurst Plumbers		2,000.00	60,320.42		
31/05/2021	CREDIT INTEREST PAID		2.47	60,322.89	60,322.89	
09/06/2021	PAYMENT FROM Hurst Plumbers		28,800.00	89,122.89	89,122.89	
28/06/2021	PAYMENT FROM Hurst Plumbers		1,600.00	90,722.89	90,722.89	
30/06/2021	CREDIT INTEREST PAID		3.31	90,726.20	90,726.20	
30/06/2021	CLOSING BALANCE			90,726.20	90,726.20	
			66,024.73			

R & L Hurst Superannuation Fund
Bank Statement Report

For The Period 01 July 2020 to 30 June 2021

Chart Code: 60400 / NORTH
Account Name: North Investment Cash Account

BSB and Account Number:

Opening Balance	-	Total Debits	+	Total Credits	=	Closing Balance	Data Feed Used
\$ 6,739.80				\$ 133,984.23		\$ 140,724.03	

Date	Description	Debit	Credit	Ledger Balance	Statement Balance	Variance
		\$	\$	\$	\$	\$
01/07/2020	Opening Balance			6,739.80		
30/06/2021	(Auto reprocessed due to distribution entered / deleted on 30/06/2021)		133,984.23	140,724.03		
30/06/2021	CLOSING BALANCE			140,724.03		
			<u>133,984.23</u>			

ANZ BUSINESS ESSENTIALS STATEMENT

Account Number 3690-59571

Transaction Details

Please retain this statement for taxation purposes

Date	Transaction Details	Withdrawals (\$)	Deposits (\$)	Balance (\$)
2021				
23 JUN	OPENING BALANCE			23,007.22
25 JUN	DIVIDEND FROM WBC DIVIDEND 001260818805		156.02	23,163.24
29 JUN	ANZ INTERNET BANKING BPAY TAX OFFICE PAYMENT {372862}	3,595.00		19,568.24
30 JUN	CREDIT INTEREST PAID		0.67	19,568.91
01 JUL	DIVIDEND FROM ANZ DIVIDEND A071/00692445		217.00	19,785.91
05 JUL	PAYMENT TO TAL LIFE LIMITED 1483022-B5136539	542.65		19,243.26
12 JUL	TRANSFER FROM ADELAIDE BANK INT FROM 040844949		33.66	19,276.92
	TOTALS AT END OF PAGE	\$4,137.65	\$407.35	
	TOTALS AT END OF PERIOD	\$4,137.65	\$407.35	\$19,276.92

This Statement Includes

Interest earned on deposits	\$0.67
-----------------------------	--------

Yearly Summary

Previous Year to 30/06/2021 (\$)

Interest earned on deposits	5.55
Fees Charged	
ANZ bank account fee	19.20
Total	\$19.20

Fee Summary

Fees Charged for period: 01 JUN 2021 to 30 JUN 2021

Summary of ANZ Transaction Fees

	Transactions		Fee Per Transaction (\$)	Total Charge (\$)
	Total	Free Additional		
Transaction Fees				
INTERNET/ONLINE WDL	2.00	2.00	0.60	0.00
EFTPOS/PHONE BANKING WDL	2.00	2.00	0.60	0.00
Total Transaction Fees Charged				\$0.00

Please note: Overseas transaction fees, overseas ATM fees and non ANZ ATM operator fees not included

ANZ BUSINESS ESSENTIALS STATEMENT

Account Number 3690-59571

Transaction Details

Please retain this statement for taxation purposes

Date	Transaction Details	Withdrawals (\$)	Deposits (\$)	Balance (\$)
2021				
21 MAY	OPENING BALANCE			10,534.43
25 MAY	ANZ INTERNET BANKING TRANSFER HURST PLUMBERS HURST PLUMBERS		4,000.00	14,534.43
26 MAY	ANZ INTERNET BANKING BPAY SA WATER {100459}	170.13		14,364.30
27 MAY	DIVIDEND FROM JHG DIVIDEND MAY21/00826926		96.94	14,461.24
31 MAY	CREDIT INTEREST PAID		0.48	14,461.72
04 JUN	PAYMENT TO TAL LIFE LIMITED 1483022-B4533614	542.65		13,919.07
15 JUN	DIVIDEND FROM AMCOR PLC DIV JUN21/00868510		88.15	14,007.22
22 JUN	ANZ INTERNET BANKING TRANSFER HURST PLUMBERS HURST PLUMBERS		9,000.00	23,007.22
	TOTALS AT END OF PAGE	\$712.78	\$13,185.57	
	TOTALS AT END OF PERIOD	\$712.78	\$13,185.57	\$23,007.22

This Statement Includes

Interest earned on deposits	\$0.48
-----------------------------	--------

Fee Summary

Fees Charged for period: 01 MAY 2021 to 31 MAY 2021

Summary of ANZ Transaction Fees

Transaction Fees	Transactions		Fee Per Transaction (\$)	Total Charge (\$)
	Total	Free Additional		
INTERNET/ONLINE WDL	2.00	2.00	0.60	0.00
EFTPOS/PHONE BANKING WDL	1.00	1.00	0.60	0.00
Total Transaction Fees Charged				\$0.00

Please note: Overseas transaction fees, overseas ATM fees and non ANZ ATM operator fees not included

Please note: Your fee cycle may not always reconcile with your statement cycle. This statement date ends on 23/06/21 and the monthly fee cycle, as appears above, ended on 31/05/21.

BUSINESS PREMIUM SAVER STATEMENT

Account Number 3690-59571

Transaction Details

Please retain this statement for taxation purposes

Date	Transaction Details	Withdrawals (\$)	Deposits (\$)	Balance (\$)
2021				
23 MAR	OPENING BALANCE			14,557.22
24 MAR	DIVIDEND FROM WOODSIDE FIN20/00637217		47.42	14,604.64
26 MAR	DIVIDEND FROM AGL PAYMENT MAR21/00875513		127.10	14,731.74
26 MAR	DIVIDEND FROM ORIGIN ENERGY S00097107556		148.13	14,879.87
29 MAR	ANZ INTERNET BANKING TRANSFER HURST PLUMBERS HURST PLUMBER		4,000.00	18,879.87
30 MAR	DIVIDEND FROM IAG DIVIDEND PYT INT21/01235030		91.00	18,970.87
31 MAR	DIVIDEND FROM WESFARMERS LTD INT21/01077246		209.44	19,180.31
31 MAR	DIVIDEND FROM AZJ LIMITED MAR21/00846071		250.56	19,430.87
31 MAR	CREDIT INTEREST PAID		0.65	19,431.52
31 MAR	8 EXCESS EFTPOS, PHONE BANKING, AUTOMATIC TRANSACTIONS - FEE	4.80		19,426.72
31 MAR	2 EXCESS INTERNET/ONLINE TRANSACTIONS - FEE	1.20		19,425.52
01 APR	DIVIDEND FROM SUN INTERIM DIV 001255883277		120.64	19,546.16
06 APR	PAYMENT TO TAL LIFE LIMITED 1483022-B3070941	542.65		19,003.51
07 APR	ANZ INTERNET BANKING BPAY TAX OFFICE PAYMENT {375142}	4,653.00		14,350.51
08 APR	DIVIDEND FROM BRAMBLES LIMITED S00097107556		105.56	14,456.07
09 APR	DIVIDEND FROM RWC DIVIDEND APR21/00806609		113.40	14,569.47
09 APR	DIVIDEND FROM ATLAS ARTERIA APR21/00817333		217.10	14,786.57
21 APR	ANZ INTERNET BANKING BPAY TAX OFFICE PAYMENT {869445}	3,750.00		11,036.57
21 APR	ANZ INTERNET BANKING BPAY TAX OFFICE PAYMENT {868620}	3,750.00		7,286.57
	TOTALS AT END OF PAGE	\$12,701.65	\$5,431.00	
	TOTALS AT END OF PERIOD	\$12,701.65	\$5,431.00	\$7,286.57

This Statement Includes

Interest earned on deposits	\$0.65
ANZ bank charges	\$6.00

BUSINESS PREMIUM SAVER STATEMENT

Account Number 3690-59571

Transaction Details

Please retain this statement for taxation purposes

Date	Transaction Details	Withdrawals (\$)	Deposits (\$)	Balance (\$)
2021				
23 FEB	OPENING BALANCE			9,555.36
24 FEB	ANZ INTERNET BANKING TRANSFER HURST PLUMBERS HURST PLUMBERS		4,000.00	13,555.36
25 FEB	DIVIDEND FROM GOODMAN GROUP FEB21/00820524		136.05	13,691.41
26 FEB	CREDIT INTEREST PAID		0.39	13,691.80
03 MAR	DIVIDEND FROM JHG DIVIDEND MAR21/00827472		92.71	13,784.51
04 MAR	PAYMENT TO TAL LIFE LIMITED 1483022-B2420717	542.65		13,241.86
09 MAR	DIVIDEND FROM MIN PAYMENT MAR21/00808124		478.00	13,719.86
12 MAR	DIVIDEND FROM ARGO INVESTMENTS S00097107556		157.36	13,877.22
15 MAR	TRANSFER FROM ADELAIDE BANK INT FROM 040820147		78.53	13,955.75
16 MAR	DIVIDEND FROM AMCOR PLC DIV MAR21/00869751		88.67	14,044.42
16 MAR	DIVIDEND FROM ALUMINA LIMITED MAR21/00841214		165.71	14,210.13
23 MAR	DIVIDEND FROM BHP GROUP DIV AI383/01145623		531.10	14,741.23
23 MAR	ANZ INTERNET BANKING FUNDS TFER TRANSFER 324440 TO 015356185912902	184.01		14,557.22
	TOTALS AT END OF PAGE	\$726.66	\$5,728.52	
	TOTALS AT END OF PERIOD	\$726.66	\$5,728.52	\$14,557.22

This Statement Includes

Interest earned on deposits	\$0.39
-----------------------------	--------

Fee Summary

Fees Charged for period: 30 JAN 2021 to 26 FEB 2021

Summary of ANZ Transaction Fees

Transaction Fees	Transactions		Fee Per Transaction (\$)	Total Charge (\$)
	Total	Free Additional		
INTERNET/ONLINE WDL	1.00	1.00	0.60	0.00
EFTPOS/PHONE BANKING WDL	1.00	1.00	0.60	0.00
Total Transaction Fees Charged				\$0.00

Please note: Overseas transaction fees, overseas ATM fees and non ANZ ATM operator fees not included

BUSINESS PREMIUM SAVER STATEMENT

Account Number 3690-59571

Transaction Details

Please retain this statement for taxation purposes

Date	Transaction Details	Withdrawals (\$)	Deposits (\$)	Balance (\$)
2021				
22 JAN	OPENING BALANCE			6,850.10
27 JAN	ANZ INTERNET BANKING TRANSFER HURST PLUMBERS HURST PLUMBERS		4,000.00	10,850.10
29 JAN	CREDIT INTEREST PAID		0.37	10,850.47
04 FEB	PAYMENT TO TAL LIFE LIMITED 1483022-B1826459	542.65		10,307.82
09 FEB	PAYMENT TO AIA AUSTRALIA . 66418689 14/02/21	752.46		9,555.36
	TOTALS AT END OF PAGE	\$1,295.11	\$4,000.37	
	TOTALS AT END OF PERIOD	\$1,295.11	\$4,000.37	\$9,555.36

This Statement Includes

Interest earned on deposits	\$0.37
-----------------------------	--------

Fee Summary

Fees Charged for period: 01 JAN 2021 to 29 JAN 2021

Summary of ANZ Transaction Fees

Transaction Fees	Transactions		Fee Per Transaction (\$)	Total Charge (\$)
	Total	Free Additional		
INTERNET/ONLINE WDL	4.00	4.00	0.60	0.00
EFTPOS/PHONE BANKING WDL	1.00	1.00	0.60	0.00
Total Transaction Fees Charged				\$0.00

Please note: Overseas transaction fees, overseas ATM fees and non ANZ ATM operator fees not included

Please note: Your fee cycle may not always reconcile with your statement cycle. This statement date ends on 23/02/21 and the monthly fee cycle, as appears above, ended on 29/01/21.

Summary of Relationship Benefit for this account

Amount (\$)

Your Relationship Benefit **3.00**

This is made up of:

Value of Free Transactions **3.00**

BUSINESS PREMIUM SAVER STATEMENT

Account Number 3690-59571

Transaction Details

Please retain this statement for taxation purposes

Date	Transaction Details	Withdrawals (\$)	Deposits (\$)	Balance (\$)
2020				
23 DEC	OPENING BALANCE			12,711.68
31 DEC	CREDIT INTEREST PAID		0.43	12,712.11
31 DEC	1 EXCESS EFTPOS, PHONE BANKING, AUTOMATIC TRANSACTIONS - FEE	0.60		12,711.51
31 DEC	1 EXCESS INTERNET/ONLINE TRANSACTIONS - FEE	0.60		12,710.91
2021				
04 JAN	ANZ INTERNET BANKING BPAY TAX OFFICE PAYMENT {754675}	3,066.00		9,644.91
06 JAN	PAYMENT TO TAL LIFE LIMITED 1483022-B1176471	542.65		9,102.26
11 JAN	TRANSFER FROM ADELAIDE BANK INT FROM 040844949		59.84	9,162.10
18 JAN	ANZ INTERNET BANKING PAYMENT 900489 TO PDK FINANCIAL	825.00		8,337.10
21 JAN	ANZ INTERNET BANKING BPAY CITY OF PLAYFORD {768916}	1,487.00		6,850.10
	TOTALS AT END OF PAGE	\$5,921.85	\$60.27	
	TOTALS AT END OF PERIOD	\$5,921.85	\$60.27	\$6,850.10

This Statement Includes

Interest earned on deposits	\$0.43
ANZ bank charges	\$1.20

Fee Summary

Fees Charged for period: 01 DEC 2020 to 31 DEC 2020

Summary of ANZ Transaction Fees

Transaction Fees	Transactions			Fee Per Transaction (\$)	Total Charge (\$)
	Total	Free	Additional		
INTERNET/ONLINE WDL	4.00	3.00	1.00	0.60	0.60
EFTPOS/PHONE BANKING WDL	3.00	2.00	1.00	0.60	0.60
Total Transaction Fees Charged					\$1.20

Please note: Overseas transaction fees, overseas ATM fees and non ANZ ATM operator fees not included

Please note: Your fee cycle may not always reconcile with your statement cycle. This statement date ends on 22/01/21 and the monthly fee cycle, as appears above, ended on 31/12/20.

BUSINESS PREMIUM SAVER STATEMENT

Account Number 3690-59571

Transaction Details

Please retain this statement for taxation purposes

Date	Transaction Details	Withdrawals (\$)	Deposits (\$)	Balance (\$)
2020				
23 NOV	OPENING BALANCE			9,321.44
26 NOV	ANZ INTERNET BANKING TRANSFER HURST PLUMBERS HURST PLUMBERS		4,000.00	13,321.44
30 NOV	CREDIT INTEREST PAID		0.42	13,321.86
02 DEC	ANZ INTERNET BANKING BPAY TAX OFFICE PAYMENT {312206}	1,764.68		11,557.18
02 DEC	ANZ INTERNET BANKING PAYMENT 313623 TO PDK FINANCIAL	3,410.00		8,147.18
04 DEC	PAYMENT TO TAL LIFE LIMITED 1483022-B0559911	542.65		7,604.53
08 DEC	ANZ INTERNET BANKING BPAY SA WATER {542156}	181.23		7,423.30
15 DEC	DIVIDEND FROM AMCOR PLC DIV DEC20/00867892		96.49	7,519.79
16 DEC	DIVIDEND FROM ANZ DIVIDEND A070/00702058		108.50	7,628.29
18 DEC	DIVIDEND FROM WBC DIVIDEND 001254237671		83.39	7,711.68
18 DEC	ANZ INTERNET BANKING TRANSFER HURST PLUMBERS HURST PLUMBERS		5,000.00	12,711.68
	TOTALS AT END OF PAGE	\$5,898.56	\$9,288.80	
	TOTALS AT END OF PERIOD	\$5,898.56	\$9,288.80	\$12,711.68

This Statement Includes

Interest earned on deposits	\$0.42
-----------------------------	--------

Fee Summary

Fees Charged for period: 31 OCT 2020 to 30 NOV 2020

Summary of ANZ Transaction Fees

Transaction Fees	Transactions		Fee Per Transaction (\$)	Total Charge (\$)
	Total	Free Additional		
INTERNET/ONLINE WDL	2.00	2.00	0.60	0.00
EFTPOS/PHONE BANKING WDL	1.00	1.00	0.60	0.00
Total Transaction Fees Charged				\$0.00

Please note: Overseas transaction fees, overseas ATM fees and non ANZ ATM operator fees not included

Please note: Your fee cycle may not always reconcile with your statement cycle. This statement date ends on 23/12/20 and the monthly fee cycle, as appears above, ended on 30/11/20.

BUSINESS PREMIUM SAVER STATEMENT

Account Number 3690-59571

Transaction Details

Please retain this statement for taxation purposes

Date	Transaction Details	Withdrawals (\$)	Deposits (\$)	Balance (\$)
2020				
23 OCT	OPENING BALANCE			7,253.61
27 OCT	ANZ INTERNET BANKING TRANSFER HURST PLUMBERS HURST PLUMBERS		4,000.00	11,253.61
30 OCT	CREDIT INTEREST PAID		0.31	11,253.92
30 OCT	2 EXCESS EFTPOS, PHONE BANKING, AUTOMATIC TRANSACTIONS - FEE	1.20		11,252.72
30 OCT	1 EXCESS INTERNET/ONLINE TRANSACTIONS - FEE	0.60		11,252.12
02 NOV	ANZ INTERNET BANKING BPAY CITY OF PLAYFORD {599215}	1,487.00		9,765.12
04 NOV	PAYMENT TO TAL LIFE LIMITED 1483022-A9906248	542.65		9,222.47
23 NOV	DIVIDEND FROM JHG DIVIDEND NOV20/00828247		98.97	9,321.44
	TOTALS AT END OF PAGE	\$2,031.45	\$4,099.28	
	TOTALS AT END OF PERIOD	\$2,031.45	\$4,099.28	\$9,321.44

This Statement Includes

Interest earned on deposits	\$0.31
ANZ bank charges	\$1.80

Fee Summary

Fees Charged for period: 01 OCT 2020 to 30 OCT 2020

Summary of ANZ Transaction Fees

Transaction Fees	Transactions			Fee Per Transaction (\$)	Total Charge (\$)
	Total	Free	Additional		
INTERNET/ONLINE WDL	1.00		1.00	0.60	0.60
EFTPOS/PHONE BANKING WDL	7.00	5.00	2.00	0.60	1.20
Total Transaction Fees Charged					\$1.80

Please note: Overseas transaction fees, overseas ATM fees and non ANZ ATM operator fees not included

Please note: Your fee cycle may not always reconcile with your statement cycle. This statement date ends on 23/11/20 and the monthly fee cycle, as appears above, ended on 30/10/20.

BUSINESS PREMIUM SAVER STATEMENT

Account Number 3690-59571

Transaction Details

Please retain this statement for taxation purposes

Date	Transaction Details	Withdrawals (\$)	Deposits (\$)	Balance (\$)
2020				
23 SEP	OPENING BALANCE			14,548.61
25 SEP	DIVIDEND FROM QBE DIVIDEND 20FPA/00855852		23.00	14,571.61
25 SEP	DIVIDEND FROM AGL FNL DIV 001251133947		158.10	14,729.71
25 SEP	DIVIDEND FROM ALUMINA LIMITED SEP20/00830516		167.33	14,897.04
28 SEP	ANZ INTERNET BANKING TRANSFER HURST PLUMBERS HURST PLUMBERS		5,000.00	19,897.04
28 SEP	ANZ INTERNET BANKING BPAY TAX OFFICE PAYMENT {298760}	3,066.00		16,831.04
28 SEP	ANZ INTERNET BANKING FUNDS TFER TRANSFER 309222 TO 015356901866119	10,000.00		6,831.04
30 SEP	DIVIDEND FROM ANZ DIVIDEND A069/00706231		77.50	6,908.54
30 SEP	DIVIDEND FROM REG ITM DIV 001251321287		86.23	6,994.77
30 SEP	CREDIT INTEREST PAID		0.49	6,995.26
30 SEP	9 EXCESS EFTPOS, PHONE BANKING, AUTOMATIC TRANSACTIONS - FEE	5.40		6,989.86
30 SEP	3 EXCESS INTERNET/ONLINE TRANSACTIONS - FEE	1.80		6,988.06
01 OCT	DIVIDEND FROM WESFARMERS LTD FIN20/01082347		226.10	7,214.16
02 OCT	DIVIDEND FROM ORIGIN ENERGY S00097107556		118.50	7,332.66
05 OCT	DIVIDEND FROM ATLAS ARTERIA OCT20/00817679		183.70	7,516.36
06 OCT	PAYMENT TO TAL LIFE LIMITED 1483022-A9300135	542.65		6,973.71
08 OCT	DIVIDEND FROM BRAMBLES LIMITED S00097107556		101.20	7,074.91
09 OCT	DIVIDEND FROM RWC DIVIDEND 20OCT/00807474		47.25	7,122.16
09 OCT	DIVIDEND FROM RWC DIVIDEND OCT20/00809037		85.05	7,207.21
21 OCT	DIVIDEND FROM SUN FINAL DIV 001251003315		46.40	7,253.61
	TOTALS AT END OF PAGE	\$13,615.85	\$6,320.85	
	TOTALS AT END OF PERIOD	\$13,615.85	\$6,320.85	\$7,253.61

This Statement Includes

Interest earned on deposits	\$0.49
ANZ bank charges	\$7.20

BUSINESS PREMIUM SAVER STATEMENT

Account Number 3690-59571

Transaction Details

Please retain this statement for taxation purposes

Date	Transaction Details	Withdrawals (\$)	Deposits (\$)	Balance (\$)
2020				
21 AUG	OPENING BALANCE			7,592.44
26 AUG	DIVIDEND FROM JHG DIVIDEND AUG20/00828942		100.00	7,692.44
26 AUG	ANZ INTERNET BANKING BPAY SA WATER {506921}	177.71		7,514.73
27 AUG	ANZ INTERNET BANKING TRANSFER HURST PLUMBERS HURST PLUMBERS		4,000.00	11,514.73
28 AUG	DIVIDEND FROM GOODMAN GROUP AUG20/00820325		136.05	11,650.78
31 AUG	CREDIT INTEREST PAID		0.35	11,651.13
04 SEP	PAYMENT TO TAL LIFE LIMITED 1483022-A8668669	459.48		11,191.65
09 SEP	ANZ INTERNET BANKING FUNDS TFER TRANSFER 244822 TO 015356530997194	521.35		10,670.30
14 SEP	TRANSFER FROM ADELAIDE BANK INT FROM 040820147		166.23	10,836.53
15 SEP	DIVIDEND FROM MIN PAYMENT SEP20/00807364		368.06	11,204.59
18 SEP	DIVIDEND FROM WOODSIDE INT20/00638272		112.37	11,316.96
18 SEP	DIVIDEND FROM ARGO INVESTMENTS S00097107556		157.36	11,474.32
21 SEP	DIVIDEND FROM AZJ LIMITED SEP20/00841021		238.38	11,712.70
21 SEP	TRANSFER FROM CMC MARKETS STOC 12448070		2,437.03	14,149.73
22 SEP	DIVIDEND FROM BHP GROUP DIV AF382/01158427		305.60	14,455.33
23 SEP	DIVIDEND FROM AMCOR PLC DIV SEPT2/00867960		93.28	14,548.61
	TOTALS AT END OF PAGE	\$1,158.54	\$8,114.71	
	TOTALS AT END OF PERIOD	\$1,158.54	\$8,114.71	\$14,548.61

This Statement Includes

Interest earned on deposits	\$0.35
-----------------------------	--------

BUSINESS PREMIUM SAVER STATEMENT

Account Number 3690-59571

Transaction Details

Please retain this statement for taxation purposes

Date	Transaction Details	Withdrawals (\$)	Deposits (\$)	Balance (\$)
2020				
23 JUL	OPENING BALANCE			9,539.65
31 JUL	CREDIT INTEREST PAID		0.42	9,540.07
04 AUG	PAYMENT TO TAL LIFE LIMITED 1483022-A7974128	459.48		9,080.59
04 AUG	ANZ INTERNET BANKING BPAY CITY OF PLAYFORD {497640}	1,488.15		7,592.44
	TOTALS AT END OF PAGE	\$1,947.63	\$0.42	
	TOTALS AT END OF PERIOD	\$1,947.63	\$0.42	\$7,592.44

This Statement Includes

Interest earned on deposits	\$0.42
-----------------------------	--------

Fee Summary

Fees Charged for period: 01 JUL 2020 to 31 JUL 2020

Summary of ANZ Transaction Fees

Transaction Fees	Transactions		Fee Per Transaction (\$)	Total Charge (\$)
	Total	Free Additional		
INTERNET/ONLINE WDL	1.00	1.00	0.60	0.00
EFTPOS/PHONE BANKING WDL	1.00	1.00	0.60	0.00
Total Transaction Fees Charged				\$0.00

Please note: Overseas transaction fees, overseas ATM fees and non ANZ ATM operator fees not included

Please note: Your fee cycle may not always reconcile with your statement cycle. This statement date ends on 21/08/20 and the monthly fee cycle, as appears above, ended on 31/07/20.

Summary of Relationship Benefit for this account

Amount (\$)

Your Relationship Benefit 1.20

This is made up of:

Value of Free Transactions 1.20

BUSINESS PREMIUM SAVER STATEMENT

Account Number 3690-59571

Transaction Details

Please retain this statement for taxation purposes

Date	Transaction Details	Withdrawals (\$)	Deposits (\$)	Balance (\$)
2020				
23 JUN	OPENING BALANCE			10,100.01
24 JUN	ANZ INTERNET BANKING TRANSFER HURST PLUMBERS HURST PLUMBERS		9,000.00	19,100.01
30 JUN	ANZ INTERNET BANKING BPAY TAX OFFICE PAYMENT {403473}	3,219.00		15,881.01
30 JUN	CREDIT INTEREST PAID		0.69	15,881.70
01 JUL	ANZ INTERNET BANKING FUNDS TFER TRANSFER 203697 TO 015356901866119	6,000.00		9,881.70
06 JUL	PAYMENT TO TAL LIFE LIMITED 1483022-A7363282	459.48		9,422.22
13 JUL	TRANSFER FROM ADELAIDE BANK INT FROM 040844949		117.43	9,539.65
	TOTALS AT END OF PAGE	\$9,678.48	\$9,118.12	
	TOTALS AT END OF PERIOD	\$9,678.48	\$9,118.12	\$9,539.65

This Statement Includes

Interest earned on deposits	\$0.69
-----------------------------	--------

Yearly Summary

Previous Year to 30/06/2020 (\$)

Interest earned on deposits	23.65
Fees Charged	
ANZ bank account fee	21.60
Total	\$21.60

Fee Summary

Fees Charged for period: 30 MAY 2020 to 30 JUN 2020

Summary of ANZ Transaction Fees

Transaction Fees	Transactions		Fee Per Transaction (\$)	Total Charge (\$)
	Total	Free Additional		
INTERNET/ONLINE WDL	2.00	2.00	0.60	0.00
EFTPOS/PHONE BANKING WDL	2.00	2.00	0.60	0.00
Total Transaction Fees Charged				\$0.00

Please note: Overseas transaction fees, overseas ATM fees and non ANZ ATM operator fees not included

ANZ BUSINESS ONLINE SAVER STATEMENT

Account Number 9018-66119

Transaction Details

Please retain this statement for taxation purposes

Date	Transaction Details	Withdrawals (\$)	Deposits (\$)	Balance (\$)
2021				
19 MAY	OPENING BALANCE			58,320.42
31 MAY	PAYMENT FROM HURST PLUMBERS		2,000.00	60,320.42
31 MAY	CREDIT INTEREST PAID		2.47	60,322.89
09 JUN	PAYMENT FROM HURST PLUMBERS		28,800.00	89,122.89
28 JUN	PAYMENT FROM HURST PLUMBERS		1,600.00	90,722.89
30 JUN	CREDIT INTEREST PAID		3.31	90,726.20
27 JUL	PAYMENT FROM HURST PLUMBERS		1,600.00	92,326.20
30 JUL	ANZ INTERNET BANKING FUNDS TFER TRANSFER 126078 TO 015356369059571	90,000.00		2,326.20
30 JUL	CREDIT INTEREST PAID		3.74	2,329.94
TOTALS AT END OF PAGE		\$90,000.00	\$34,009.52	
TOTALS AT END OF PERIOD		\$90,000.00	\$34,009.52	\$2,329.94

This Statement Includes

Interest earned on deposits	\$9.52
-----------------------------	--------

Yearly Summary

Previous Year to 30/06/2021 (\$)

Interest earned on deposits	24.73
-----------------------------	-------

No transaction fees* for ANZ cardholders across the new atmX by Armaguard network

As an ANZ cardholder you can withdraw cash or make a balance enquiry, with no transaction fee* at any atmX by Armaguard ATM.

*Terms and conditions apply.

Visit www.anz.com.au/ways-to-bank/atms for further detail and terms and conditions.

IMPORTANT INFORMATION

PLEASE CHECK THE ENTRIES AND CALL 13 13 14 REGARDING ANY ERRORS ON THIS STATEMENT.

All entries generated are subject to authorisation and verification and if necessary, adjustments will appear on a later statement.

If you have a complaint or unresolved issue with ANZ's product or service please call our National Feedback Line **1800 805 154** and advise us. Further information in relation to ANZ's dispute resolution process and this product (including details of benefits or fees and charges) is available on request and you can access this information by reviewing the Terms and Conditions, and Fees and Charges brochures which can be found at www.anz.com or by calling **13 13 14**.

ANZ BUSINESS ONLINE SAVER STATEMENT

Account Number 9018-66119

Transaction Details

Please retain this statement for taxation purposes

Date	Transaction Details	Withdrawals (\$)	Deposits (\$)	Balance (\$)
2021				
19 FEB	OPENING BALANCE			52,713.58
24 FEB	PAYMENT FROM HURST PLUMBERS		2,000.00	54,713.58
26 FEB	CREDIT INTEREST PAID		2.03	54,715.61
30 MAR	PAYMENT FROM HURST PLUMBERS		2,000.00	56,715.61
31 MAR	CREDIT INTEREST PAID		2.47	56,718.08
29 APR	PAYMENT FROM HURST PLUMBER		1,600.00	58,318.08
30 APR	CREDIT INTEREST PAID		2.34	58,320.42
	TOTALS AT END OF PAGE	\$0.00	\$5,606.84	
	TOTALS AT END OF PERIOD	\$0.00	\$5,606.84	\$58,320.42

This Statement Includes

Interest earned on deposits	\$6.84
-----------------------------	--------

No transaction fees* for ANZ cardholders across the new atm x by Armaguard network

As an ANZ cardholder you can withdraw cash or make a balance enquiry, with no transaction fee* at any atm x by Armaguard.

*Terms and conditions apply.

Visit www.anz.com.au/ways-to-bank/atms for further detail and terms and conditions.

IMPORTANT INFORMATION

PLEASE CHECK THE ENTRIES AND CALL 13 13 14 REGARDING ANY ERRORS ON THIS STATEMENT.

All entries generated are subject to authorisation and verification and if necessary, adjustments will appear on a later statement.

If you have a complaint or unresolved issue with ANZ's product or service please call our National Feedback Line **1800 805 154** and advise us.

Further information in relation to ANZ's dispute resolution process and this product (including details of benefits or fees and charges) is available on request and you can access this information by reviewing the Terms and Conditions, and Fees and Charges brochures which can be found at www.anz.com or by calling **13 13 14**.

ANZ BUSINESS ONLINE SAVER STATEMENT

Account Number 9018-66119

Transaction Details

Please retain this statement for taxation purposes

Date	Transaction Details	Withdrawals (\$)	Deposits (\$)	Balance (\$)
2020				
19 NOV	OPENING BALANCE			47,507.45
30 NOV	CREDIT INTEREST PAID		2.01	47,509.46
02 DEC	PAYMENT FROM HURST PLUMBERS		2,000.00	49,509.46
31 DEC	CREDIT INTEREST PAID		2.10	49,511.56
2021				
04 JAN	PAYMENT FROM HURST PLUMBERS		1,600.00	51,111.56
28 JAN	PAYMENT FROM HURST PLUMBERS		1,600.00	52,711.56
29 JAN	CREDIT INTEREST PAID		2.02	52,713.58
TOTALS AT END OF PAGE		\$0.00	\$5,206.13	
TOTALS AT END OF PERIOD		\$0.00	\$5,206.13	\$52,713.58

This Statement Includes

Interest earned on deposits	\$6.13
-----------------------------	--------

Update your profile in the ANZ App or ANZ Internet Banking

New mobile number or email address? No worries. You can update your details via Profile in the ANZ App or ANZ Internet Banking. By keeping your details up to date, we can contact you for security purposes (e.g. send you an SMS one-time passcode or verify transactions), or send you account information.

Forgot your password? We've all been there. You can also securely reset your ANZ App PIN or change ANZ Internet Banking password too. It's all in one place – your Profile.

Visit www.anz.com.au/ways-to-bank to learn about how you can manage your money, simply and securely.

IMPORTANT INFORMATION

PLEASE CHECK THE ENTRIES AND CALL 13 13 14 REGARDING ANY ERRORS ON THIS STATEMENT.

All entries generated are subject to authorisation and verification and if necessary, adjustments will appear on a later statement.

If you have a complaint or unresolved issue with ANZ's product or service please call our National Feedback Line **1800 805 154** and advise us. Further information in relation to ANZ's dispute resolution process and this product (including details of benefits or fees and charges) is available on request and you can access this information by reviewing the Terms and Conditions, and Fees and Charges brochures which can be found at www.anz.com or by calling **13 13 14**.

ANZ BUSINESS ONLINE SAVER STATEMENT

Account Number 9018-66119

Transaction Details

Please retain this statement for taxation purposes

Date	Transaction Details	Withdrawals (\$)	Deposits (\$)	Balance (\$)
2020				
19 AUG	OPENING BALANCE			32,302.77
31 AUG	PAYMENT FROM HURST PLUMBERS		2,000.00	34,302.77
31 AUG	CREDIT INTEREST PAID		1.37	34,304.14
28 SEP	ANZ INTERNET BANKING FUNDS TFER TRANSFER 309222 FROM 369059571		10,000.00	44,304.14
30 SEP	PAYMENT FROM HURST PLUMBERS		1,600.00	45,904.14
30 SEP	CREDIT INTEREST PAID		1.43	45,905.57
29 OCT	PAYMENT FROM HURST PLUMBERS		1,600.00	47,505.57
30 OCT	CREDIT INTEREST PAID		1.88	47,507.45
	TOTALS AT END OF PAGE	\$0.00	\$15,204.68	
	TOTALS AT END OF PERIOD	\$0.00	\$15,204.68	\$47,507.45

This Statement Includes

Interest earned on deposits	\$4.68
-----------------------------	--------

Update your profile in the ANZ App or ANZ Internet Banking

New mobile number or email address? No worries. You can update your details via Profile in the ANZ App or ANZ Internet Banking. By keeping your details up to date, we can contact you for security purposes (e.g. send you an SMS one-time passcode or verify transactions), or send you account information.

Forgot your password? We've all been there. You can also securely reset your ANZ App PIN or change ANZ Internet Banking password too. It's all in one place – your Profile.

Visit www.anz.com.au/ways-to-bank to learn about how you can manage your money, simply and securely.

IMPORTANT INFORMATION

PLEASE CHECK THE ENTRIES AND CALL 13 13 14 REGARDING ANY ERRORS ON THIS STATEMENT.

All entries generated are subject to authorisation and verification and if necessary, adjustments will appear on a later statement.

If you have a complaint or unresolved issue with ANZ's product or service please call our National Feedback Line **1800 805 154** and advise us. Further information in relation to ANZ's dispute resolution process and this product (including details of benefits or fees and charges) is available on request and you can access this information by reviewing the Terms and Conditions, and Fees and Charges brochures which can be found at www.anz.com or by calling **13 13 14**.

ANZ BUSINESS ONLINE SAVER STATEMENT

Account Number 9018-66119

Transaction Details

Please retain this statement for taxation purposes

Date	Transaction Details	Withdrawals (\$)	Deposits (\$)	Balance (\$)
2020				
19 MAY	OPENING BALANCE			24,696.58
29 MAY	CREDIT INTEREST PAID		2.93	24,699.51
30 JUN	CREDIT INTEREST PAID		1.96	24,701.47
01 JUL	ANZ INTERNET BANKING FUNDS TFER TRANSFER 203697 FROM 369059571		6,000.00	30,701.47
28 JUL	PAYMENT FROM HURST PLUMBERS		1,600.00	32,301.47
31 JUL	CREDIT INTEREST PAID		1.30	32,302.77
TOTALS AT END OF PAGE		\$0.00	\$7,606.19	
TOTALS AT END OF PERIOD		\$0.00	\$7,606.19	\$32,302.77

This Statement Includes

Interest earned on deposits	\$6.19
-----------------------------	--------

Yearly Summary

Previous Year to 30/06/2020 (\$)

Interest earned on deposits	81.04
-----------------------------	-------

Update your profile in the ANZ App or ANZ Internet Banking

New mobile number or email address? No worries. You can update your details via Profile in the ANZ App or ANZ Internet Banking. By keeping your details up to date, we can contact you for security purposes (e.g. send you an SMS one-time passcode or verify transactions), or send you account information.

Forgot your password? We've all been there. You can also securely reset your ANZ App PIN or change ANZ Internet Banking password too. It's all in one place – your Profile.

Visit www.anz.com.au/ways-to-bank to learn about how you can manage your money, simply and securely.

IMPORTANT INFORMATION

PLEASE CHECK THE ENTRIES AND CALL 13 13 14 REGARDING ANY ERRORS ON THIS STATEMENT.

All entries generated are subject to authorisation and verification and if necessary, adjustments will appear on a later statement.

If you have a complaint or unresolved issue with ANZ's product or service please call our National Feedback Line **1800 805 154** and advise us. Further information in relation to ANZ's dispute resolution process and this product (including details of benefits or fees and charges) is available on request and you can access this information by reviewing the Terms and Conditions, and Fees and Charges brochures which can be found at www.anz.com or by calling **13 13 14**.

Transaction details - cash account

Date	Type	Description	Amount	Balance
09/04/2021	Distribution	VAN0003 - Vanguard International Shares Index Fund	\$526.32	\$141,480.41
13/04/2021	Distribution	MAQ0432 - Macquarie International Infrastructure Securities Fund (Hedged)	\$139.46	\$141,619.87
15/04/2021	Distribution	AMP1595 - AMP Capital Global Infrastructure Securities Fund (Hedged)	\$176.13	\$141,796.00
20/04/2021	Administration fees	Account fee	\$(7.58)	\$141,788.42
20/04/2021	Administration fees	Administration fee	\$(65.99)	\$141,722.43
20/04/2021	Adviser fees	Client advice fee - ongoing	\$(261.88)	\$141,460.55
01/05/2021	Distribution	CASHACCT - Cash Account	\$11.38	\$141,471.93
20/05/2021	Administration fees	Account fee	\$(7.58)	\$141,464.35
20/05/2021	Administration fees	Administration fee	\$(60.74)	\$141,403.61
20/05/2021	Adviser fees	Client advice fee - ongoing	\$(341.67)	\$141,061.94
01/06/2021	Distribution	CASHACCT - Cash Account	\$11.53	\$141,073.47
04/06/2021	General Adjustment	Other income	\$57.72	\$141,131.19
04/06/2021	General Adjustment	Interest	\$5.15	\$141,136.34
20/06/2021	Administration fees	Account fee	\$(7.58)	\$141,128.76
20/06/2021	Administration fees	Administration fee	\$(63.06)	\$141,065.70
20/06/2021	Adviser fees	Client advice fee - ongoing	\$(341.67)	\$140,724.03

Closing value as at 30 June 2021
\$140,724.03

Note: Any cash transactions occurring after 30/06/2021 that are related to the 2020-2021 financial year, are not included in the transaction details.

Transaction details - term deposit
No term deposit transactions for the period 1 July 2020 to 30 June 2021
Transaction details - investments

Trade Date	Settlement Date	Type	Description	Quantity	Unit Price	Amount
05/12/2020	20/11/2020	Switch	AMP2068 - Bentham Advantage Global Income Fund	(33,199.97)	\$1.04	\$(34,443.31)
05/12/2020	20/11/2020	Switch	AMP2082 - PIMCO Advantage Diversified Fixed Interest Fund	(27,381.51)	\$1.11	\$(30,301.20)
05/12/2020	23/11/2020	Switch	AMP2080 - Magellan Advantage Global Fund	(33,749.08)	\$1.12	\$(37,936.33)

Transaction details - cash account

Date	Type	Description	Amount	Balance
11/01/2021	Distribution	VAN0003 - Vanguard International Shares Index Fund	\$686.31	\$140,088.93
12/01/2021	Distribution	MAQ0432 - Macquarie International Infrastructure Securities Fund (Hedged)	\$139.46	\$140,228.39
14/01/2021	Distribution	AMP1595 - AMP Capital Global Infrastructure Securities Fund (Hedged)	\$168.75	\$140,397.14
14/01/2021	Distribution	HLR0001 - Experts' Choice Diversified Interest Income Fund	\$726.45	\$141,123.59
14/01/2021	Distribution	HLR0022 - Experts' Choice Property and Infrastructure Fund	\$212.04	\$141,335.63
15/01/2021	Distribution	MGE0002 - Magellan Infrastructure Fund	\$213.89	\$141,549.52
20/01/2021	Administration fees	Account fee	\$(7.58)	\$141,541.94
20/01/2021	Administration fees	Administration fee	\$(62.30)	\$141,479.64
20/01/2021	Adviser fees	Client advice fee - ongoing	\$(261.88)	\$141,217.76
01/02/2021	Distribution	CASHACCT - Cash Account	\$13.74	\$141,231.50
20/02/2021	Administration fees	Account fee	\$(7.58)	\$141,223.92
20/02/2021	Administration fees	Administration fee	\$(63.24)	\$141,160.68
20/02/2021	Adviser fees	Client advice fee - ongoing	\$(261.88)	\$140,898.80
01/03/2021	Distribution	CASHACCT - Cash Account	\$14.54	\$140,913.34
20/03/2021	Administration fees	Account fee	\$(7.58)	\$140,905.76
20/03/2021	Administration fees	Administration fee	\$(63.42)	\$140,842.34
20/03/2021	Adviser fees	Client advice fee - ongoing	\$(261.88)	\$140,580.46
01/04/2021	Distribution	CASHACCT - Cash Account	\$14.92	\$140,595.38
08/04/2021	Distribution	SCH0028 - Schroder Fixed Income Fund (W)	\$38.61	\$140,633.99
08/04/2021	Distribution	LAZ0014 - Lazard Global Infrastructure Fund	\$34.02	\$140,668.01
09/04/2021	Distribution	VAN0002 - Vanguard Australian Shares Index Fund (W)	\$286.08	\$140,954.09

Transaction details - cash account

Date	Type	Description	Amount	Balance
20/10/2020	Administration fees	Account fee	\$(7.58)	\$28,495.12
20/10/2020	Administration fees	Administration fee	\$(85.37)	\$28,409.75
20/10/2020	Adviser fees	Client advice fee - ongoing	\$(261.88)	\$28,147.87
01/11/2020	Distribution	CASHACCT - Cash Account	\$6.79	\$28,154.66
04/11/2020	Distribution	AMP2068 - Bentham Advantage Global Income Fund	\$120.13	\$28,274.79
20/11/2020	Administration fees	Account fee	\$(7.58)	\$28,267.21
20/11/2020	Administration fees	Administration fee	\$(87.23)	\$28,179.98
20/11/2020	Adviser fees	Client advice fee - ongoing	\$(261.88)	\$27,918.10
20/11/2020	Distribution	AMP2068 - Bentham Advantage Global Income Fund	\$129.31	\$28,047.41
20/11/2020	Distribution	AMP2080 - Magellan Advantage Global Fund	\$8,599.33	\$36,646.74
20/11/2020	Distribution	AMP2082 - PIMCO Advantage Diversified Fixed Interest Fund	\$66.84	\$36,713.58
26/11/2020	Switch	AMP2068 - Bentham Advantage Global Income Fund: -33,199.97 units @ 1.037450	\$34,443.31	\$71,156.89
26/11/2020	Switch	AMP2082 - PIMCO Advantage Diversified Fixed Interest Fund: -27,381.51 units @ 1.106630	\$30,301.20	\$101,458.09
26/11/2020	Switch	AMP2080 - Magellan Advantage Global Fund: -33,749.08 units @ 1.124070	\$37,936.33	\$139,394.42
01/12/2020	Distribution	CASHACCT - Cash Account	\$4.19	\$139,398.61
20/12/2020	Administration fees	Account fee	\$(7.58)	\$139,391.03
20/12/2020	Administration fees	Administration fee	\$(62.70)	\$139,328.33
20/12/2020	Adviser fees	Client advice fee - ongoing	\$(261.88)	\$139,066.45
01/01/2021	Distribution	CASHACCT - Cash Account	\$16.29	\$139,082.74
07/01/2021	Distribution	SCH0028 - Schroder Fixed Income Fund (W)	\$39.89	\$139,122.63
08/01/2021	Distribution	LAZ0014 - Lazard Global Infrastructure Fund	\$85.07	\$139,207.70
11/01/2021	Distribution	VAN0002 - Vanguard Australian Shares Index Fund (W)	\$194.92	\$139,402.62

Transaction details - cash account

Date	Type	Description	Amount	Balance
20/07/2020	Administration fees	Administration fee	\$(82.56)	\$28,159.01
20/07/2020	Adviser fees	Client advice fee - ongoing	\$(256.25)	\$27,902.76
01/08/2020	Distribution	CASHACCT - Cash Account	\$4.37	\$27,907.13
06/08/2020	Distribution	AMP2068 - Bentham Advantage Global Income Fund	\$18.46	\$27,925.59
20/08/2020	Administration fees	Account fee	\$(7.58)	\$27,918.01
20/08/2020	Administration fees	Administration fee	\$(83.68)	\$27,834.33
20/08/2020	Adviser fees	Client advice fee - ongoing	\$(261.88)	\$27,572.45
26/08/2020	Transfer	Transfer - Account Value Transferred of \$1.98	\$1.98	\$27,574.43
01/09/2020	Distribution	CASHACCT - Cash Account	\$6.70	\$27,581.13
03/09/2020	Distribution	AMP2068 - Bentham Advantage Global Income Fund	\$95.67	\$27,676.80
20/09/2020	Administration fees	Account fee	\$(7.58)	\$27,669.22
20/09/2020	Administration fees	Administration fee	\$(83.27)	\$27,585.95
20/09/2020	Adviser fees	Client advice fee - ongoing	\$(261.88)	\$27,324.07
22/09/2020	General Adjustment	General adjustment	\$0.07	\$27,324.14
01/10/2020	Distribution	CASHACCT - Cash Account	\$6.56	\$27,330.70
06/10/2020	Distribution	SCH0028 - Schroder Fixed Income Fund (W)	\$39.76	\$27,370.46
06/10/2020	Distribution	LAZ0014 - Lazard Global Infrastructure Fund	\$162.32	\$27,532.78
07/10/2020	Distribution	VAN0002 - Vanguard Australian Shares Index Fund (W)	\$210.69	\$27,743.47
07/10/2020	Distribution	VAN0003 - Vanguard International Shares Index Fund	\$287.63	\$28,031.10
09/10/2020	Distribution	AMP1595 - AMP Capital Global Infrastructure Securities Fund (Hedged)	\$168.75	\$28,199.85
09/10/2020	Distribution	AMP2068 - Bentham Advantage Global Income Fund	\$163.39	\$28,363.24
12/10/2020	Distribution	MAQ0432 - Macquarie International Infrastructure Securities Fund (Hedged)	\$139.46	\$28,502.70

Transaction details - cash account

Date	Type	Description	Amount	Balance
Opening value as at 1 July 2020				\$6,739.80
01/07/2020	Distribution	CASHACCT - Cash Account	\$1.54	\$6,741.34
07/07/2020	Distribution	SCH0028 - Schroder Fixed Income Fund (W)	\$43.71	\$6,785.05
08/07/2020	Distribution	VAN0003 - Vanguard International Shares Index Fund	\$1,956.32	\$8,741.37
08/07/2020	Distribution	VAN0002 - Vanguard Australian Shares Index Fund (W)	\$57.25	\$8,798.62
08/07/2020	Distribution	HLR0001 - Experts' Choice Diversified Interest Income Fund	\$662.20	\$9,460.82
08/07/2020	Distribution	HLR0006 - Experts' Choice International Shares Fund	\$5,749.73	\$15,210.55
08/07/2020	Distribution	HLR0022 - Experts' Choice Property and Infrastructure Fund	\$2,788.19	\$17,998.74
08/07/2020	Distribution	AMP1595 - AMP Capital Global Infrastructure Securities Fund (Hedged)	\$185.91	\$18,184.65
08/07/2020	Distribution	AMP2068 - Bentham Advantage Global Income Fund	\$144.30	\$18,328.95
08/07/2020	Distribution	AMP2080 - Magellan Advantage Global Fund	\$5,575.34	\$23,904.29
08/07/2020	Distribution	AMP2082 - PIMCO Advantage Diversified Fixed Interest Fund	\$1.72	\$23,906.01
09/07/2020	Distribution	MAQ0432 - Macquarie International Infrastructure Securities Fund (Hedged)	\$1,923.15	\$25,829.16
14/07/2020	Distribution	MGE0002 - Magellan Infrastructure Fund	\$236.78	\$26,065.94
15/07/2020	Distribution	LAZ0014 - Lazard Global Infrastructure Fund	\$2,183.21	\$28,249.15
20/07/2020	Administration fees	Account fee	\$(7.58)	\$28,241.57

60800 - Term Deposits

2021 Financial Year

Preparer Kelly Fu

Reviewer Kelly Fu

Status Completed

Account Code	Description	CY Balance	LY Balance	Change
ADLTD0147	Adelaide Bank Money Market ***0147	\$26,250.00	\$26,250.00	0%
ADLTD4949	Adelaide Bank Money Market ***4949	\$15,000.00	\$15,000.00	0%
TOTAL		CY Balance	LY Balance	
		\$41,250.00	\$41,250.00	

Supporting Documents

- 60800 - Money Market 20147 statements 2021.pdf [ADLTD0147](#)
- 60800 - Money Market 44949 statements 2021.pdf [ADLTD4949](#)

Standard Checklist

- Attach Copies of Statements and Interest slips
- Ensure all Transactions have been entered



Bendigo and Adelaide Bank Limited
ABN 11 068 049 178 AFSL/ACL 237879
80 Grenfell Street, Adelaide GPO Box 1048, Adelaide SA 5001
Telephone: 1800 224 124 Website: www.adelaidebank.com.au

Statement Details

Statement Period	from	16 Mar 2021
	to	13 Sep 2021
Customer Number		0032311912
Account ID		TT01
BSB		610-101
Account Number		040820147

010000 MM 046/00327



MR R M & MRS L A HURST ATF
R & L HURST SUPER FUND
40 PATERNOSTER ROAD
REID SA 5118

Adelaide Bank Term Deposits

Your investment. Your Choice.



Account Summary

Opening Balance	\$26,250.00
Credits	\$39.27
Debits	\$26,289.27
Closing Balance	\$0.00

Current Financial Year

Total Interest Credited	\$39.27
-------------------------	---------

Date	Description	Rates	Days	Debits	Credits	Balance
16MAR21	BROUGHT FORWARD 6MTH INT MATURITY MATURES 13/09/21 TERM 182 DAYS	0.300	181			\$26,250.00
13SEP21	CREDIT INTEREST				39.27	26,289.27
13SEP21	TRANSFER OF FUNDS 015-356 369059571			39.27		26,250.00
13SEP21	EFT WITHDRAWAL (BRANCH) 015-356 369059571 CLOSURE			26,250.00		0.00
Closing Totals				\$26,289.27	\$39.27	\$0.00

Bendigo and Adelaide Bank Limited
 ABN 11 068 049 178 AFSL/ACL 237879
 80 Grenfell Street, Adelaide GPO Box 1048, Adelaide SA 5001
 Telephone: 1800 224 124 Website: www.adelaidebank.com.au

Statement Details

Statement Period	from	15 Sep 2020
	to	15 Mar 2021
Customer Number		0032311912
Account ID		TT01
BSB		610-101
Account Number		040820147



010000 MM 046/00475



MR R M & MRS L A HURST ATF
 R & L HURST SUPER FUND
 40 PATERNOSTER ROAD
 REID SA 5118

Adelaide Bank Term Deposits

Your investment. Your Choice.


Account Summary

Opening Balance	\$26,250.00
Credits	\$78.53
Debits	\$78.53
Closing Balance	\$26,250.00

Current Financial Year

Total Interest Credited	\$244.76
-------------------------	----------

Date	Description	Rates	Days	Debits	Credits	Balance
15SEP20	BROUGHT FORWARD 6MTH INT MATURITY MATURES 15/03/21 TERM 182 DAYS	0.600	181			\$26,250.00
15MAR21	CREDIT INTEREST				78.53	26,328.53
15MAR21	TRANSFER OF FUNDS 015-356 369059571			78.53		26,250.00
15MAR21	ACCOUNT REINVESTED 6MTH INT MATURITY MATURES 13/09/21 TERM 182 DAYS	0.300				26,250.00

Please note that you have a 7 days grace period starting from the day after your initial investment or rollover to make any changes to your account without incurring an interest rate reduction. The grace period ends on 22 March 2021.

Should you wish to withdraw your funds after the 7 days grace period your funds will be available 31 days after you request the withdrawal, with the exception of proven hardship. Please note that your funds will not be held past the maturity date and will be subject to an interest rate reduction.

Closing Totals **\$78.53 \$78.53 \$26,250.00**

201HS101/ABLTDS/E-475 / S-673 / I-1346 / 0032311912000028

Statement Details

Statement Period	from	17 Mar 2020
	to	14 Sep 2020
Customer Number		0032311912
Account ID		TT01
BSB		610-101
Account Number		040820147

Bendigo and Adelaide Bank Limited
 ABN 11 068 049 178 AFSL/ACL 237879
 80 Grenfell Street, Adelaide GPO Box 1048, Adelaide SA 5001
 Telephone: 1800 224 124 Website: www.adelaidebank.com.au

010000 MM 046/00369



MR R M & MRS L A HURST ATF
 R & L HURST SUPER FUND
 40 PATERNOSTER ROAD
 REID SA 5118

Adelaide Bank Term Deposits

Your investment. Your Choice.



Account Summary

Opening Balance	\$26,250.00
Credits	\$166.23
Debits	\$166.23
Closing Balance	\$26,250.00

Current Financial Year

Total Interest Credited	\$166.23
-------------------------	----------

Date	Description	Rates	Days	Debits	Credits	Balance
17MAR20	BROUGHT FORWARD 6MTH INT MATURITY	1.270	181			\$26,250.00
	MATURES 14/09/20 TERM 182 DAYS					
14SEP20	CREDIT INTEREST				166.23	26,416.23
14SEP20	TRANSFER OF FUNDS 015-356 369059571			166.23		26,250.00
14SEP20	ACCOUNT REINVESTED 6MTH INT MATURITY	0.600				26,250.00
	MATURES 15/03/21 TERM 182 DAYS					

Please note that you have a 7 days grace period starting from the day after your initial investment or rollover to make any changes to your account without incurring an interest rate reduction. The grace period ends on 21 September 2020.

Should you wish to withdraw your funds after the 7 days grace period your funds will be available 31 days after you request the withdrawal, with the exception of proven hardship. Please note that your funds will not be held past the maturity date and will be subject to an interest rate reduction.

Closing Totals **\$166.23** **\$166.23** **\$26,250.00**



Bendigo and Adelaide Bank Limited
ABN 11 068 049 178 AFSL/ACL 237879
80 Grenfell Street, Adelaide GPO Box 1048, Adelaide SA 5001
Telephone: 1800 224 124 Website: www.adelaidebank.com.au

Statement Details

Table with 3 columns: Statement Period, Customer Number, Account ID, BSB, Account Number. Values include 12 Jan 2021, 12 Jul 2021, 0032311912, TT02, 610-101, 040844949.

010000 MM 046/00378



MR R M & MRS L A HURST ATF
R & L HURST SUPER FUND
40 PATERNOSTER ROAD
REID SA 5118

Adelaide Bank Term Deposits

Your investment. Your Choice.



Account Summary

Table with 2 columns: Description, Amount. Rows: Opening Balance \$15,000.00, Credits \$33.66, Debits \$33.66, Closing Balance \$15,000.00.

Current Financial Year

Table with 2 columns: Description, Amount. Row: Total Interest Credited \$33.66.

Main transaction table with columns: Date, Description, Rates, Days, Debits, Credits, Balance. Includes rows for 12JAN21, 12JUL21, and 12JUL21.

Please note that you have a 7 days grace period starting from the day after your initial investment or rollover to make any changes to your account without incurring an interest rate reduction. The grace period ends on 19 July 2021.

Should you wish to withdraw your funds after the 7 days grace period your funds will be available 31 days after you request the withdrawal, with the exception of proven hardship. Please note that your funds will not be held past the maturity date and will be subject to an interest rate reduction.

Closing Totals table with 4 columns: Description, Debits, Credits, Balance. Values: \$33.66, \$33.66, \$15,000.00.



Bendigo and Adelaide Bank Limited
ABN 11 068 049 178 AFSL/ACL 237879
80 Grenfell Street, Adelaide GPO Box 1048, Adelaide SA 5001
Telephone: 1800 224 124 Website: www.adelaidebank.com.au

010000 MM 046/00327



MR R M & MRS L A HURST ATF
R & L HURST SUPER FUND
40 PATERNOSTER ROAD
REID SA 5118

Statement Details

Table with 2 columns: Field (Statement Period, Customer Number, Account ID, BSB, Account Number) and Value (from 14 Jul 2020 to 11 Jan 2021, 0032311912, TT02, 610-101, 040844949)

Adelaide Bank Term Deposits

Your investment. Your Choice.



Account Summary

Table with 2 columns: Item (Opening Balance, Credits, Debits, Closing Balance) and Amount (\$15,000.00, \$59.84, \$59.84, \$15,000.00)

Current Financial Year

Table with 2 columns: Item (Total Interest Credited) and Amount (\$177.27)

Main transaction table with columns: Date, Description, Rates, Days, Debits, Credits, Balance. Includes rows for 14JUL20, 11JAN21, and 11JAN21.

Please note that you have a 7 days grace period starting from the day after your initial investment or rollover to make any changes to your account without incurring an interest rate reduction. The grace period ends on 18 January 2021.

Should you wish to withdraw your funds after the 7 days grace period your funds will be available 31 days after you request the withdrawal, with the exception of proven hardship. Please note that your funds will not be held past the maturity date and will be subject to an interest rate reduction.

Closing Totals \$59.84 \$59.84 \$15,000.00

146HS101/ABLTDSE-327 / S-499 / 1-997 / 0032311912000036



Bendigo and Adelaide Bank Limited
ABN 11 068 049 178 AFSL/ACL 237879
80 Grenfell Street, Adelaide GPO Box 1048, Adelaide SA 5001
Telephone: 1800 224 124 Website: www.adelaidebank.com.au

Statement Details

Table with Statement Period (14 Jan 2020 to 13 Jul 2020), Customer Number (0032311912), Account ID (TT02), BSB (610-101), and Account Number (040844949).

010000 MM 046/00407



MR R M & MRS L A HURST ATF
R & L HURST SUPER FUND
40 PATERNOSTER ROAD
REID SA 5118

Adelaide Bank Term Deposits

Your investment. Your Choice.



Account Summary

Table with Account Summary: Opening Balance (\$15,000.00), Credits (\$117.43), Debits (\$117.43), Closing Balance (\$15,000.00).

Current Financial Year

Table with Current Financial Year: Total Interest Credited (\$117.43).

Main transaction table with columns: Date, Description, Rates, Days, Debits, Credits, Balance. Includes entries for 14JAN20, 13JUL20, and 13JUL20.

Please note that you have a 7 days grace period starting from the day after your initial investment or rollover to make any changes to your account without incurring an interest rate reduction. The grace period ends on 20 July 2020.

Should you wish to withdraw your funds after the 7 days grace period your funds will be available 31 days after you request the withdrawal, with the exception of proven hardship. Please note that your funds will not be held past the maturity date and will be subject to an interest rate reduction.

Closing Totals table with values: \$117.43, \$117.43, \$15,000.00.

987HS101/ABL/TDS/E-407 / S-610 / 1-1219 / 0032311912000039

61800 - Distributions Receivable

2021 Financial Year

Preparer Kelly Fu

Reviewer Kelly Fu

Status Completed

Account Code	Description	CY Balance	LY Balance	Change
GMG.AX	Goodman Group	\$136.05	\$136.05	0%
HURSTNORTH	North Investment	\$23,692.30	\$21,507.81	10.16%
TOTAL		CY Balance	LY Balance	
		\$23,828.35	\$21,643.86	

Supporting Documents

- General Ledger [Report](#)
- 61800 - GMG_Payment_Advice_2021_08_26.pdf [GMG.AX](#)
- 61800 - North investment distn receivable 2021.pdf [HURSTNORTH](#)

Standard Checklist

- Review aging of amounts receivable and comment on any delay in payment.

R & L Hurst Superannuation Fund

General Ledger

As at 30 June 2021

Transaction Date	Description	Units	Debit	Credit	Balance \$
Distributions Receivable (61800)					
<u>Goodman Group (GMG.AX)</u>					
01/07/2020	Opening Balance				136.05 DR
28/08/2020	DIVIDEND FROM GOODMAN GROUP AUG20/00820325 [Amount Receivable ref 172763537]			136.05	0.00 DR
30/06/2021			136.05		136.05 DR
			136.05	136.05	136.05 DR
<u>North Investment (HURSTNORTH)</u>					
01/07/2020	Opening Balance				21,507.81 DR
30/06/2021	(Auto reprocessed due to distribution entered / deleted on 30/06/2021)			21,507.81	0.00 DR
30/06/2021	(Auto reprocessed due to distribution entered / deleted on 30/06/2021)		23,692.30		23,692.30 DR
			23,692.30	21,507.81	23,692.30 DR
Total Debits:	23,828.35				
Total Credits:	21,643.86				



26 August 2021

┌ 015780 000 GMG



MR RICHARD MICHAEL HURST & MRS
LEE ANN HURST
<R & L HURST S/F A/C>
40 PATERNOSTER ROAD
REID SA 5118

Dear Securityholder

Distribution and Annual Tax Statement

We are pleased to confirm your distribution of 15.00 cents per security for the six months ended 30 June 2021. Enclosed is the Payment Advice, your Annual Tax Statement and Tax Return Guide which provides summarised tax information to assist you in completing your income tax return.

Stakeholder Review and Annual Report

Our 2021 Stakeholder Review and Annual Report provide an overview of our performance for the year, and will be available at www.goodman.com from 27 September 2021.

Should you have any questions, please call our dedicated information line on 1300 723 040 (within Australia) or +61 3 9415 4043 (outside Australia).

Yours faithfully

Gregory Goodman
Group Chief Executive Officer

Goodman Group

Goodman Limited | ABN 69 000 123 071
Goodman Funds Management Limited | ABN 48 067 796 641 | AFSL Number 223621
as responsible entity of Goodman Industrial Trust | ARSN 091213 839

The Hayesbury, 1-11 Hayes Road, Rosebery NSW 2018 | GPO Box 4703, Sydney NSW 2001 Australia
Tel +61 2 9230 7400 | Fax +61 2 9230 7444

Goodman Logistics (HK) Limited 嘉民物流(香港)有限公司 | Company No. 1700359 | ARBN 155 911 149
a Hong Kong company with limited liability
Suite 901, Three Pacific Place, 1 Queen's Road East, Hong Kong | Tel +852 2249 3100 | Fax +852 2525 2070

info-au@goodman.com | www.goodman.com



+ Goodman Group
 Goodman Limited ABN 69 000 123 071
 Goodman Funds Management Limited
 ABN 48 067 796 641; AFSL Number 223621
 As Responsible Entity for
 Goodman Industrial Trust ARSN 091 213 839
 Goodman Logistics (HK) Limited
 Company No. 1700359; ARBN 155 911 149
 A Hong Kong company with limited liability

Update your information:

Online:
www.computershare.com.au/easyupdate/gmg

By Mail:
 Computershare Investor Services Pty Limited
 GPO Box 2975 Melbourne
 Victoria 3001 Australia

Enquiries:

(within Australia) 1300 723 040
 (international) 61 3 9415 4043

Holder no.: HIN WITHHELD
 ASX code: GMG
 TFN/ABN status: Quoted
 Record date: 30 June 2021
 Payment date: **26 August 2021**
 Ref number: 820823

Goodman Group Payment Advice

For the half year ended 30 June 2021

Goodman Limited Dividend

Class description	Dividend rate cents per share	Number of securities	Unfranked amount	Franked amount	Franking credit
GL	N/A	907	N/A	N/A	N/A

Goodman Industrial Trust Distribution

Class description	Distribution rate cents per unit	Number of securities	Australian income	Foreign income other	Foreign income interest
GIT	9 cents	907	\$0.00	\$0.00	\$0.00

Interest income	Gross capital gain	Concessional capital gain	Discounted capital gain	Capital gain other	Tax deferred
\$0.00	\$0.00	\$30.59	\$9.75	\$0.00	\$41.29

Goodman Logistics (HK) Limited Dividend

Class description	Dividend rate cents per CDI	Number of securities	Amount
CDI	6 cents	907	\$54.42

Taxable components are indicative only with actual figures provided in the enclosed 2021 Annual Tax Statement.

For the purposes of subdivision 12-H of Schedule 1 of the Taxation Administration Act 1953 (Cth), this distribution includes a 'fund payment' of \$19.49 in respect of the income year ended 30 June 2021. Further details on the 'fund payment' are available on www.goodman.com

Total gross payment (AUD):	\$136.05
Total tax withheld (AUD):	\$0.00
Total net payment (AUD):	\$136.05

Periodic Statement

The Goodman Group Periodic Statement is available at www.goodman.com/investor-centre

Note 1: You should retain this statement to assist you in preparing your tax return.

Note 2: If you require your payment to be re-issued, you may be charged an administration fee which will be deducted from your payment.

Your payment instruction

ANZ
 BSB: 015-356 Account number: XXXXXX71

Amount deposited

(AUD)\$136.05

If payment cannot be made to the above instruction, a cheque will be forwarded to your registered address.

Fund name	Date received	Distribution period	Amount
Magellan Advantage Global Fund	20 November 2020	1 July 2020 - 18 November 2020	\$8,599.33
Magellan Infrastructure Fund	15 January 2021	1 July 2020 - 31 December 2020	\$213.89
	21 July 2021	1 January 2021 - 30 June 2021	\$213.89
PIMCO Advantage Diversified Fixed Interest	1 November 2020	1 July 2020 - 30 September 2020	\$0.00
	20 November 2020	1 October 2020 - 18 November 2020	\$66.84
Schroder Fixed Income Fund (W)	6 October 2020	1 July 2020 - 30 September 2020	\$39.76
	7 January 2021	1 October 2020 - 31 December 2020	\$39.89
	8 April 2021	1 January 2021 - 31 March 2021	\$38.61
	7 July 2021	1 April 2021 - 30 June 2021	\$39.14
Vanguard Australian Shares Index Fund (W)	7 October 2020	1 July 2020 - 30 September 2020	\$210.69
	11 January 2021	1 October 2020 - 31 December 2020	\$194.92
	9 April 2021	1 January 2021 - 31 March 2021	\$286.08
	8 July 2021	1 April 2021 - 30 June 2021	\$157.75
Vanguard International Shares Index Fund	7 October 2020	1 July 2020 - 30 September 2020	\$287.63
	11 January 2021	1 October 2020 - 31 December 2020	\$686.31
	9 April 2021	1 January 2021 - 31 March 2021	\$526.32
	8 July 2021	1 April 2021 - 30 June 2021	\$1,683.25

Total Distn/R at 30/6/2021

\$23,692.30

5. Income

The following is a list of the income received in relation to your investments for the financial year ended 30 June 2021.

Fund name	Date received	Distribution period	Amount
Cash Account	1 July 2020	1 June 2020 - 30 June 2020	\$1.54
	1 August 2020	1 July 2020 - 31 July 2020	\$4.37
	1 September 2020	1 August 2020 - 31 August 2020	\$6.70
	1 October 2020	1 September 2020 - 30 September 2020	\$6.56
	1 November 2020	1 October 2020 - 31 October 2020	\$6.79
	1 December 2020	1 November 2020 - 30 November 2020	\$4.19
	1 January 2021	1 December 2020 - 31 December 2020	\$16.29
	1 February 2021	1 January 2021 - 31 January 2021	\$13.74
	1 March 2021	1 February 2021 - 28 February 2021	\$14.54
	1 April 2021	1 March 2021 - 31 March 2021	\$14.92
	1 May 2021	1 April 2021 - 30 April 2021	\$11.38
	1 June 2021	1 May 2021 - 31 May 2021	\$11.53
	4 June 2021		\$57.72
	4 June 2021		\$5.15
22 September		\$0.07	
AMP Capital Global Infrastructure Securities	9 October 2020	1 July 2020 - 30 September 2020	\$168.75
	14 January 2021	1 October 2020 - 31 December 2020	\$168.75
	15 April 2021	1 January 2021 - 31 March 2021	\$176.13
	8 July 2021	1 April 2021 - 30 June 2021	\$176.13
Bentham Advantage Global Income Fund	6 August 2020	1 July 2020 - 31 July 2020	\$18.46
	3 September 2020	1 August 2020 - 31 August 2020	\$95.67
	9 October 2020	1 September 2020 - 30 September 2020	\$163.39
	4 November 2020	1 October 2020 - 31 October 2020	\$120.13
	20 November 2020	1 November 2020 - 18 November 2020	\$129.31
Experts' Choice Diversified Interest Income Fund	14 January 2021	1 July 2020 - 31 December 2020	\$726.45
	8 July 2021	1 January 2021 - 30 June 2021	\$2,969.19
Experts' Choice International Shares Fund	17 May 2021	1 July 2020 - 31 December 2020	\$0.00
	8 July 2021	1 January 2021 - 30 June 2021	\$13,141.13
Experts' Choice Property and Infrastructure Fund	14 January 2021	1 July 2020 - 31 December 2020	\$212.04
	8 July 2021	1 January 2021 - 30 June 2021	\$3,157.59
Lazard Global Infrastructure Fund	6 October 2020	1 July 2020 - 30 September 2020	\$162.32
	8 January 2021	1 October 2020 - 31 December 2020	\$85.07
	8 April 2021	1 January 2021 - 31 March 2021	\$34.02
	15 July 2021	1 April 2021 - 30 June 2021	\$586.19
Macquarie International Infrastructure Securities	12 October 2020	1 July 2020 - 30 September 2020	\$139.46
	12 January 2021	1 October 2020 - 31 December 2020	\$139.46
	13 April 2021	1 January 2021 - 31 March 2021	\$139.46
	9 July 2021	1 April 2021 - 30 June 2021	\$1,568.04

74700 - Managed Investments (Australian)

2021 Financial Year

Preparer Kelly Fu

Reviewer Kelly Fu

Status Completed

Account Code	Description	CY Units	CY Balance	LY Units	LY Balance	Change
HURSTNORTH	North Investment	296708.890000	\$352,839.09	391039.450000	\$424,694.65	(16.92)%
TOTAL		CY Units	CY Balance	LY Units	LY Balance	
		296708.890000	\$352,839.09	391039.450000	\$424,694.65	

Supporting Documents

- Investment Movement Report [Report](#)
- 74700 - North portfolio value at 30.6.2021.pdf

Standard Checklist

- Attach Annual statements from fund managers, Master Trust, Platform or Wrap providers confirming ownership and value
- Attach copies of Statements and Source Documentation
- Attach Investment Movement Report
- Ensure all Investments are valued correctly at June 30
- Ensure the investment is in accordance with the Fund's investment strategy
- Ensure the investment is in accordance with the SIS Act

R & L Hurst Superannuation Fund

Investment Movement Report

As at 30 June 2021

Investment	Opening Balance		Additions		Disposals			Closing Balance		
	Units	Cost	Units	Cost	Units	Cost	Accounting Profit/(Loss)	Units	Cost	Market Value
Bank Accounts										
ANZ Business Cash Management ***59571		15,881.70		61,784.42		(58,097.21)			19,568.91	19,568.91
ANZ Business Online Saver ***66119		24,701.47		66,024.73					90,726.20	90,726.20
North Investment Cash Account		6,739.80		133,984.23					140,724.03	140,724.03
		47,322.97		261,793.38		(58,097.21)			251,019.14	251,019.14
Term Deposits										
Adelaide Bank Money Market ***0147		26,250.00							26,250.00	26,250.00
Adelaide Bank Money Market ***4949		15,000.00							15,000.00	15,000.00
		41,250.00							41,250.00	41,250.00
Managed Investments (Australian)										
HURSTNORTH - North Investment	391,039.45	449,441.26			(94,330.56)	(180,213.02)	(90,299.51)	296,708.89	269,228.24	352,839.09
		449,441.26				(180,213.02)	(90,299.51)		269,228.24	352,839.09
Real Estate Properties (Australian - Non Residential)										
16HOOKERD1 - 16 Hooke Road, Edinburgh North SA 5113	1.00	578,259.53						1.00	578,259.53	550,000.00
		578,259.53							578,259.53	550,000.00

R & L Hurst Superannuation Fund

Investment Movement Report

As at 30 June 2021

Investment	Opening Balance		Additions		Disposals			Closing Balance		
	Units	Cost	Units	Cost	Units	Cost	Accounting Profit/(Loss)	Units	Cost	Market Value
	478.00	6,808.46						478.00	6,808.46	25,682.94
ORG.AX - Origin Energy Limited	1,185.00	8,513.19						1,185.00	8,513.19	5,344.35
QAN.AX - Qantas Airways Limited	1,505.00	7,485.25						1,505.00	7,485.25	7,013.30
QBE.AX - QBE Insurance Group Limited	575.00	6,563.52						575.00	6,563.52	6,204.25
REG.AX - Regis Healthcare Limited	2,145.00	7,616.98			(2,145.00)	(7,616.98)	(5,179.95)		0.00	
RWC.AX - Reliance Worldwide Corporation Limited	1,890.00	7,030.26						1,890.00	7,030.26	9,941.40
SUN.AX - Suncorp Group Limited	464.00	5,590.68						464.00	5,590.68	5,155.04
VUK.AX - Virgin Money Uk Plc	2,330.00	9,027.70						2,330.00	9,027.70	8,574.40
WES.AX - Wesfarmers Limited	238.00	8,071.64						238.00	8,071.64	14,065.80
WBC.AX - Westpac Banking Corporation	269.00	8,918.57						269.00	8,918.57	6,942.89
WPL.AX - Woodside Petroleum Ltd	310.00	10,435.93						310.00	10,435.93	6,885.10
		188,043.99				(7,616.98)	(5,179.95)		180,427.01	204,362.56

Units in Listed Unit Trusts (Australian)

ALX.AX - Atlas Arteria

R & L Hurst Superannuation Fund
Investment Movement Report

As at 30 June 2021

Investment	Opening Balance		Additions		Disposals			Closing Balance		Market Value
	Units	Cost	Units	Cost	Units	Cost	Accounting Profit/(Loss)	Units	Cost	
	1,670.00	8,342.64						1,670.00	8,342.64	10,637.90
GMG.AX - Goodman Group	907.00	6,752.87						907.00	6,752.87	19,201.19
		15,095.51							15,095.51	29,839.09
	1,319,413.26		261,793.38		(245,927.21)		(95,479.46)	1,335,279.43		1,429,309.88

Account valuation

Account valuation as at 30 June 2021

Investment	No. of units	Pending Units	Effective date	Unit price \$	Pending \$	Value \$
Cash Account	140,724.03	0.00	30/06/2021	1.00	0.00	140,724.03
AMP Capital Global Infrastructure Securities Fund (Hedged)	9,226.51	0.00	30/06/2021	2.16	0.00	19,908.41
Experts' Choice Diversified Interest Income Fund	37,990.54	0.00	30/06/2021	0.89	0.00	33,715.46
Experts' Choice International Shares Fund	112,136.64	0.00	30/06/2021	0.88	0.00	98,558.01
Experts' Choice Property and Infrastructure Fund	49,751.95	0.00	30/06/2021	0.76	0.00	38,051.28
Lazard Global Infrastructure Fund	20,604.07	0.00	30/06/2021	1.35	0.00	27,737.19
Macquarie International Infrastructure Securities Fund (Hedged)	18,111.10	0.00	30/06/2021	1.23	0.00	22,235.00
Magellan Infrastructure Fund	7,892.66	0.00	30/06/2021	1.32	0.00	10,423.84
Schroder Fixed Income Fund (W)	7,340.02	0.00	30/06/2021	1.18	0.00	8,686.92
Vanguard Australian Shares Index Fund (W)	10,234.10	0.00	30/06/2021	2.63	0.00	26,926.94
Vanguard International Shares Index Fund	23,421.30	0.00	30/06/2021	2.84	0.00	66,596.12
					0.00	493,563.20
						493,563.20
						Account value

296,708.89 units total value \$352,839.17

Market values change constantly and the market value of your assets may have changed since the date of this report.
All values and units displayed have been rounded to two decimal places.

77250 - Real Estate Properties (Australian - Non Residential)

2021 Financial Year

Preparer Kelly Fu

Reviewer Kelly Fu

Status Completed

Account Code	Description	CY Units	CY Balance	LY Units	LY Balance	Change
16HOOKERD1	16 Hooke Road, Edinburgh North SA 5113	1.000000	\$550,000.00	1.000000	\$550,000.00	0%
TOTAL		CY Units	CY Balance	LY Units	LY Balance	
		1.000000	\$550,000.00	1.000000	\$550,000.00	

Supporting Documents

- General Ledger [Report](#)
- 2021 SMSF Minute - Property Declaration.pdf
- CT V5137 F373 - 16 Hooke Rd_Ref330908_1.pdf

Standard Checklist

- Attach copies of Purchase or Sale contracts if property was purchased or disposed of during the year.
- Attach copy of current certificate of title.
- Attach Declaration of Trust
- Ensure all Investments are valued correctly at June 30
- Ensure the investment is in accordance with the Fund's investment strategy
- Ensure the investment is in accordance with the SIS Act

Notes

Kelly Fu

Note

05/04/2022 14:01

COT capital value \$415k, leave the \$550k unchanged.

R & L Hurst Superannuation Fund

General Ledger

As at 30 June 2021

Transaction Date	Description	Units	Debit	Credit	Balance \$
Real Estate Properties (Australian - Non Residential) (77250)					
<u>16 Hooke Road, Edinburgh North SA 5113 (16HOOKERD1)</u>					
01/07/2020	Opening Balance	1.00			550,000.00 DR
		1.00			550,000.00 DR
Total Debits:	0.00				
Total Credits:	0.00				

Minutes of a meeting of the Trustee(s)

held on 30 June 2021 at 40 Paternoster Road, Reid, South Australia 5118

PRESENT: Lee Ann Hurst and Richard Hurst

MINUTES: The following declaration is made in respect of the assets listed below for the financial year ended 30 June 2021:

Property	16 Hooke Road, Edinburgh North SA 5113
Land Title Reference	Volume 5137 Folio 373
Registered Proprietor(s)	Richard Hurst Lee Ann Hurst
Proportion Owned by Fund (if less than 100%)	100%

- The Registered Proprietor hold the property in trust for the Fund.
- The valuation of the asset is at market value in accordance with the requirements of SIS Regulation 8.02B and subsection 10(1) of the SIS Act. We confirm that no event has occurred since the date of the last valuation which would cause a significant change to that valuation.
- The property is rented to a member (or related party of the Fund) at current market rates and under normal commercial arrangements.

CLOSURE: All resolutions for this meeting were made in accordance with the SISA and Regulations.

There being no further business the meeting then closed.

Signed as a true record –

.....

Richard Hurst

Chairperson

Certificate of Title

Title Reference CT 5137/373
Status CURRENT
Easement YES
Owner Number 10617426
Address for Notices 31 REDBANKS RD WILLASTON 5118
Area 1800M² (APPROXIMATE)

Estate Type

Fee Simple

Registered Proprietor

RICHARD MICHAEL HURST
LEE ANN HURST
OF 31 REDBANKS ROAD WILLASTON SA 5118
WITH NO SURVIVORSHIP

Description of Land

ALLOTMENT 6 DEPOSITED PLAN 9499
IN THE AREA NAMED EDINBURGH NORTH
HUNDRED OF MUNNO PARA

Last Sale Details

Dealing Reference TRANSFER (T) 11655393
Dealing Date 25/09/2011
Sale Price \$550,000
Sale Type TRANSFER FOR FULL MONETARY CONSIDERATION

Constraints

Encumbrances

Dealing Type	Dealing Number	Beneficiary
ENCUMBRANCE	3520461	SOUTH AUSTRALIAN HOUSING TRUST

Stoppers

NIL

Valuation Numbers

Valuation Number	Status	Property Location Address
3238730058	CURRENT	16 HOOKE ROAD, EDINBURGH NORTH, SA 5113

Notations

Dealings Affecting Title

NIL

Notations on Plan

NIL

Registrar-General's Notes

NIL

Administrative Interests

NIL

Valuation Record

Valuation Number 3238730058
Type Site & Capital Value
Date of Valuation 01/01/2021
Status CURRENT
Operative From 01/07/1972
Property Location 16 HOOKE ROAD, EDINBURGH NORTH, SA 5113
Local Government PLAYFORD
Owner Names LEE ANN HURST
 RICHARD MICHAEL HURST
Owner Number 10617426
Address for Notices 31 REDBANKS RD WILLASTON 5118
Zone / Subzone SE - Strategic Employment\\
Water Available Yes
Sewer Available Yes
Land Use 2830 - Plumbing / Heating And Air-Conditioning Services
Description OFF WKSHP
Local Government Description Commercial - Other

Parcels

Plan/Parcel	Title Reference(s)
D9499 ALLOTMENT 6	CT 5137/373

Values

Financial Year	Site Value	Capital Value	Notional Site Value	Notional Capital Value	Notional Type
Current	\$133,000	\$415,000			

Financial Year	Site Value	Capital Value	Notional Site Value	Notional Capital Value	Notional Type
Previous	\$172,000	\$365,000			

Building Details

Valuation Number	3238730058
Building Style	Not Available
Year Built	Not Available
Building Condition	Not Available
Wall Construction	Not Available
Roof Construction	Not Available
Equivalent Main Area	Not Available
Number of Main Rooms	Not Available

Note – this information is not guaranteed by the Government of South Australia

77600 - Shares in Listed Companies (Australian)

2021 Financial Year

Preparer Kelly Fu

Reviewer Kelly Fu

Status Completed

Account Code	Description	CY Units	CY Balance	LY Units	LY Balance	Change
AGL.AX	AGL Energy Limited.	310.000000	\$2,542.00	310.000000	\$5,285.50	(51.91)%
AMC.AX	Amcor Limited	583.000000	\$8,820.79	583.000000	\$8,441.84	4.49%
ANZ.AX	Australia And New Zealand Banking Group Limited	310.000000	\$8,726.50	310.000000	\$5,778.40	51.02%
ARG.AX	Argo Investments Limited	1124.000000	\$10,037.32	1124.000000	\$8,081.56	24.2%
AWC.AX	Alumina Limited	4410.000000	\$7,254.45	4410.000000	\$7,166.25	1.23%
AZJ.AX	Aurizon Holdings Limited	1740.000000	\$6,472.80	1740.000000	\$8,560.80	(24.39)%
BHP.AX	BHP Group Limited	405.000000	\$19,670.85	405.000000	\$14,507.10	35.59%
BXB.AX	Brambles Limited	807.000000	\$9,232.08	807.000000	\$8,772.09	5.24%
IAG.AX	Insurance Australia Group Limited	1300.000000	\$6,708.00	1300.000000	\$7,501.00	(10.57)%
JHG.AX	Janus Henderson Group Plc	201.000000	\$10,301.25	201.000000	\$6,222.96	65.54%
JHX.AX	James Hardie Industries Plc	415.000000	\$18,787.05	415.000000	\$11,420.80	64.5%
MIN.AX	Mineral Resources Limited	478.000000	\$25,682.94	478.000000	\$10,119.26	153.8%
ORG.AX	Origin Energy Limited	1185.000000	\$5,344.35	1185.000000	\$6,920.40	(22.77)%
QAN.AX	Qantas Airways Limited	1505.000000	\$7,013.30	1505.000000	\$5,688.90	23.28%

Account Code	Description	CY Units	CY Balance	LY Units	LY Balance	Change
QBE.AX	QBE Insurance Group Limited	575.000000	\$6,204.25	575.000000	\$5,094.50	21.78%
REG.AX	Regis Healthcare Limited	0.000000		2145.000000	\$3,024.45	100%
RWC.AX	Reliance Worldwide Corporation Limited	1890.000000	\$9,941.40	1890.000000	\$5,556.60	78.91%
SUN.AX	Suncorp Group Limited	464.000000	\$5,155.04	464.000000	\$4,282.72	20.37%
VUK.AX	Virgin Money Uk Plc	2330.000000	\$8,574.40	2330.000000	\$3,856.15	122.36%
WBC.AX	Westpac Banking Corporation	269.000000	\$6,942.89	269.000000	\$4,828.55	43.79%
WES.AX	Wesfarmers Limited	238.000000	\$14,065.80	238.000000	\$10,669.54	31.83%
WPL.AX	Woodside Petroleum Ltd	310.000000	\$6,885.10	310.000000	\$6,711.50	2.59%
TOTAL		CY Units	CY Balance	LY Units	LY Balance	
		20849.000000	\$204,362.56	22994.000000	\$158,490.87	

Supporting Documents

- Balance Review Report [Report](#)
- Investment Movement Report [Report](#)

Standard Checklist

- Attach Balance Review Report
- Attach copies of HIN/SRN or Chess Statements, Broker Statements, Contract Notes Corporate Action documentation and any other relevant Source Documentation
- Attach Investment Movement Report
- Ensure all Investments are valued correctly at June 30
- Ensure the investment is in accordance with the Fund's investment strategy

R & L Hurst Superannuation Fund

Balance Review Report

As at 30 June 2021

Investment Code	Investment Name	Holding Reference	Third Party Data			BGL Ledger Balance	Registered Name
			Data Feed Provider	Balance Date	Balance Amount		
60400	Bank Accounts						
ANZ59571	ANZ Business Cash Management ***59571	015356369059571	BGL Bank Data Service	30/06/2021	\$ 19,568.91	\$ 19,568.91	
ANZ66119	ANZ Business Online Saver ***66119	015356901866119	BGL Bank Data Service	30/06/2021	\$ 90,726.20	\$ 90,726.20	
NORTH	North Investment Cash Account					140,724.03	
60800	Term Deposits						
ADLTD0147	Adelaide Bank Money Market ***0147					26,250.00	
ADLTD4949	Adelaide Bank Money Market ***4949					15,000.00	
74700	Managed Investments (Australian)						
HURSTNORTH	North Investment					296,708.8900	
77250	Real Estate Properties (Australian - Non Residential)						
16HOOKERD	16 Hooke Road, Edinburgh North SA 5113					1.0000	
77600	Shares in Listed Companies (Australian)						
AGL.AX	AGL Energy Limited.	X*****4930	Registry Data - Computershare	30/06/2021	310.0000	310.0000	MR RICHARD MICHAEL HURST & MRS LEE ANN HURST <R & L HURST S/F>
AWC.AX	Alumina Limited	X*****4930	Registry Data - Computershare	30/06/2021	4,410.0000	4,410.0000	MR RICHARD MICHAEL HURST & MRS LEE ANN HURST <R & L HURST S/F>
AMC.AX	Amcor Limited	X*****4930	Registry Data - Computershare	30/06/2021	583.0000	583.0000	MR RICHARD MICHAEL HURST &

R & L Hurst Superannuation Fund Balance Review Report

As at 30 June 2021

Investment Code	Investment Name	Holding Reference	Third Party Data			BGL Ledger Balance	Registered Name
			Data Feed Provider	Balance Date	Balance Amount		
ARG.AX	Argo Investments Limited	X*****4930	Registry Data - Boardroom	30/06/2021	1,124.0000	1,124.0000	MRS LEE ANN HURST <R & L HURST S/F> MR RICHARD MICHAEL HURST & MRS LEE ANN HURST <R & L HURST S/F A/C>
AZJ.AX	Aurizon Holdings Limited	X*****4930	Registry Data - Computershare	30/06/2021	1,740.0000	1,740.0000	MR RICHARD MICHAEL HURST & MRS LEE ANN HURST <R & L HURST S/F>
ANZ.AX	Australia And New Zealand Banking Group Limited	X*****4930	Registry Data - Computershare	30/06/2021	310.0000	310.0000	MR RICHARD MICHAEL HURST & MRS LEE ANN HURST <R & L HURST S/F>
BHP.AX	BHP Group Limited	X*****4930	Registry Data - Computershare	30/06/2021	405.0000	405.0000	MR RICHARD MICHAEL HURST & MRS LEE ANN HURST <R & L HURST S/F>
BXB.AX	Brambles Limited	X*****4930	Registry Data - Boardroom	30/06/2021	807.0000	807.0000	MR RICHARD MICHAEL HURST & MRS LEE ANN HURST <R & L HURST S/F A/C>
CYB.AX	Cybg Plc	X*****4930	Registry Data - Computershare	30/09/2019	2,330.0000	0.0000	MR RICHARD MICHAEL HURST & MRS LEE ANN HURST <R & L HURST S/F>
DLX.AX	Duluxgroup Limited	X*****4930	Registry Data - Computershare	30/06/2019	877.0000	0.0000	MR RICHARD MICHAEL HURST & MRS LEE ANN HURST <R & L HURST S/F>

R & L Hurst Superannuation Fund

Balance Review Report

As at 30 June 2021

Investment Code	Investment Name	Holding Reference	Third Party Data			BGL Ledger Balance	Registered Name
			Data Feed Provider	Balance Date	Balance Amount		
IAG.AX	Insurance Australia Group Limited	X*****4930	Registry Data - Computershare	30/06/2021	1,300.0000	1,300.0000	MR RICHARD MICHAEL HURST & MRS LEE ANN HURST <R & L HURST S/F>
JHX.AX	James Hardie Industries Plc	X*****4930	Registry Data - Computershare	30/06/2021	415.0000	415.0000	MR RICHARD MICHAEL HURST & MRS LEE ANN HURST <R & L HURST S/F>
JHG.AX	Janus Henderson Group Plc	X*****4930	Registry Data - Computershare	30/06/2021	201.0000	201.0000	MR RICHARD MICHAEL HURST & MRS LEE ANN HURST <R & L HURST S/F>
MQA.AX	Macquarie Altas Roads Group	X*****4930	Registry Data - Computershare	31/03/2018	1,064.0000	0.0000	MR RICHARD MICHAEL HURST & MRS LEE ANN HURST
MIN.AX	Mineral Resources Limited	X*****4930	Registry Data - Computershare	30/06/2021	478.0000	478.0000	MR RICHARD MICHAEL HURST & MRS LEE ANN HURST <R & L HURST S/F>
ORG.AX	Origin Energy Limited	X*****4930	Registry Data - Boardroom	30/06/2021	1,185.0000	1,185.0000	MR RICHARD MICHAEL HURST & MRS LEE ANN HURST <R & L HURST S/F A/C>
QAN.AX	Qantas Airways Limited	X*****4930	Registry Data - Link	30/06/2021	1,505.0000	1,505.0000	MR RICHARD MICHAEL HURST & MRS LEE ANN HURST <R & L HURST S/F A/C>
QBE.AX	QBE Insurance Group Limited	X*****4930	Registry Data - Computershare	30/06/2021	575.0000	575.0000	MR RICHARD MICHAEL HURST & MRS LEE ANN HURST <R & L

R & L Hurst Superannuation Fund Balance Review Report

As at 30 June 2021

Investment Code	Investment Name	Holding Reference	Third Party Data			BGL Ledger Balance	Registered Name
			Data Feed Provider	Balance Date	Balance Amount		
RWC.AX	Reliance Worldwide Corporation Limited	X*****4930	Registry Data - Computershare	30/06/2021	1,890.0000	1,890.0000	HURST S/F> MR RICHARD MICHAEL HURST & MRS LEE ANN HURST <R & L HURST S/F>
SUN.AX	Suncorp Group Limited	X*****4930	Registry Data - Link	30/06/2021	464.0000	464.0000	MR RICHARD MICHAEL HURST & MRS LEE ANN HURST <R & L HURST S/F A/C>
VUK.AX	Virgin Money Uk Plc	X*****4930	Registry Data - Computershare	30/06/2021	2,330.0000	2,330.0000	MR RICHARD MICHAEL HURST & MRS LEE ANN HURST <R & L HURST S/F>
WES.AX	Wesfarmers Limited	X*****4930	Registry Data - Computershare	30/06/2021	238.0000	238.0000	MR RICHARD MICHAEL HURST & MRS LEE ANN HURST <R & L HURST S/F>
WBC.AX	Westpac Banking Corporation	X*****4930	Registry Data - Link	30/06/2021	269.0000	269.0000	MR RICHARD MICHAEL HURST & MRS LEE ANN HURST <R & L HURST S/F A/C>
WPL.AX	Woodside Petroleum Ltd	X*****4930	Registry Data - Computershare	30/06/2021	310.0000	310.0000	MR RICHARD MICHAEL HURST & MRS LEE ANN HURST <R & L HURST S/F>
78200	Units in Listed Unit Trusts (Australian)						
ALX.AX	Atlas Arteria	X*****4930	Registry Data - Computershare	30/06/2021	1,670.0000	1,670.0000	MR RICHARD MICHAEL HURST & MRS LEE ANN HURST <R & L

R & L Hurst Superannuation Fund
Balance Review Report

As at 30 June 2021

Investment Code	Investment Name	Holding Reference	Third Party Data			BGL Ledger Balance	Registered Name
			Data Feed Provider	Balance Date	Balance Amount		
GMG.AX	Goodman Group	X*****4930	Registry Data - Computershare	30/06/2021	907.0000	907.0000	HURST S/F> MR RICHARD MICHAEL HURST & MRS LEE ANN HURST <R & L HURST S/F>

R & L Hurst Superannuation Fund

Investment Movement Report

As at 30 June 2021

Investment	Opening Balance		Additions		Disposals			Closing Balance		
	Units	Cost	Units	Cost	Units	Cost	Accounting Profit/(Loss)	Units	Cost	Market Value
Bank Accounts										
ANZ Business Cash Management ***59571		15,881.70		61,784.42		(58,097.21)			19,568.91	19,568.91
ANZ Business Online Saver ***66119		24,701.47		66,024.73					90,726.20	90,726.20
North Investment Cash Account		6,739.80		133,984.23					140,724.03	140,724.03
		47,322.97		261,793.38		(58,097.21)			251,019.14	251,019.14
Term Deposits										
Adelaide Bank Money Market ***0147		26,250.00							26,250.00	26,250.00
Adelaide Bank Money Market ***4949		15,000.00							15,000.00	15,000.00
		41,250.00							41,250.00	41,250.00
Managed Investments (Australian)										
HURSTNORTH - North Investment	391,039.45	449,441.26			(94,330.56)	(180,213.02)	(90,299.51)	296,708.89	269,228.24	352,839.09
		449,441.26				(180,213.02)	(90,299.51)		269,228.24	352,839.09
Real Estate Properties (Australian - Non Residential)										
16HOOKERD1 - 16 Hooke Road, Edinburgh North SA 5113	1.00	578,259.53						1.00	578,259.53	550,000.00
		578,259.53							578,259.53	550,000.00

R & L Hurst Superannuation Fund

Investment Movement Report

As at 30 June 2021

Investment	Opening Balance		Additions		Disposals			Closing Balance		
	Units	Cost	Units	Cost	Units	Cost	Accounting Profit/(Loss)	Units	Cost	Market Value
	478.00	6,808.46						478.00	6,808.46	25,682.94
ORG.AX - Origin Energy Limited	1,185.00	8,513.19						1,185.00	8,513.19	5,344.35
QAN.AX - Qantas Airways Limited	1,505.00	7,485.25						1,505.00	7,485.25	7,013.30
QBE.AX - QBE Insurance Group Limited	575.00	6,563.52						575.00	6,563.52	6,204.25
REG.AX - Regis Healthcare Limited	2,145.00	7,616.98			(2,145.00)	(7,616.98)	(5,179.95)		0.00	
RWC.AX - Reliance Worldwide Corporation Limited	1,890.00	7,030.26						1,890.00	7,030.26	9,941.40
SUN.AX - Suncorp Group Limited	464.00	5,590.68						464.00	5,590.68	5,155.04
VUK.AX - Virgin Money Uk Plc	2,330.00	9,027.70						2,330.00	9,027.70	8,574.40
WES.AX - Wesfarmers Limited	238.00	8,071.64						238.00	8,071.64	14,065.80
WBC.AX - Westpac Banking Corporation	269.00	8,918.57						269.00	8,918.57	6,942.89
WPL.AX - Woodside Petroleum Ltd	310.00	10,435.93						310.00	10,435.93	6,885.10
		188,043.99				(7,616.98)	(5,179.95)		180,427.01	204,362.56

Units in Listed Unit Trusts (Australian)

ALX.AX - Atlas Arteria

R & L Hurst Superannuation Fund
Investment Movement Report

As at 30 June 2021

Investment	Opening Balance		Additions		Disposals			Closing Balance		Market Value
	Units	Cost	Units	Cost	Units	Cost	Accounting Profit/(Loss)	Units	Cost	
	1,670.00	8,342.64						1,670.00	8,342.64	10,637.90
GMG.AX - Goodman Group	907.00	6,752.87						907.00	6,752.87	19,201.19
		15,095.51							15,095.51	29,839.09
	1,319,413.26		261,793.38		(245,927.21)		(95,479.46)	1,335,279.43		1,429,309.88

78200 - Units in Listed Unit Trusts (Australian)

2021 Financial Year

Preparer Kelly Fu

Reviewer Kelly Fu

Status Completed

Account Code	Description	CY Units	CY Balance	LY Units	LY Balance	Change
ALX.AX	Atlas Arteria	1670.000000	\$10,637.90	1670.000000	\$11,055.40	(3.78)%
GMG.AX	Goodman Group	907.000000	\$19,201.19	907.000000	\$13,468.95	42.56%
TOTAL		CY Units	CY Balance	LY Units	LY Balance	
		2577.000000	\$29,839.09	2577.000000	\$24,524.35	

Supporting Documents

No supporting documents

Standard Checklist

- Attach copies of Statements and Source Documentation
- Attach Investment Movement Report
- Ensure all Investments are valued correctly at June 30
- Ensure the investment is in accordance with the Fund's investment strategy
- Ensure the investment is in accordance with the SIS Act

85000 - Income Tax Payable/Refundable

2021 Financial Year

Preparer Kelly Fu

Reviewer Kelly Fu

Status Completed

Account Code	Description	CY Balance	LY Balance	Change
85000	Income Tax Payable/Refundable	\$1,689.35	(\$1,505.68)	(212.2)%
TOTAL		CY Balance	LY Balance	
		\$1,689.35	(\$1,505.68)	

Supporting Documents

- Statement of Taxable Income [Report](#)
- Tax Reconciliation Report [Report](#)
- 85000 - ATO ICA, ITA, total PAYGI 2021.pdf

Standard Checklist

- Attach Actuarial Certificate (if applicable)
- Attach any other Tax reconciliations
- Attach copy of Exempt Pension Reconciliation (if applicable)
- Attach copy of Non Deductible Expense Reconciliation (if applicable)
- Attach copy of Statement of Taxable Income
- Attach copy of Tax Reconciliation Report
- Confirm Transactions in ATO Portal

R & L Hurst Superannuation Fund

Statement of Taxable Income

For the year ended 30 June 2021

	2021
	\$
Benefits accrued as a result of operations	201,097.21
Less	
Increase in MV of investments	167,160.87
Realised Accounting Capital Gains	(95,479.46)
Accounting Trust Distributions	51,179.14
	<u>122,860.55</u>
Add	
Other Non Deductible Expenses	7,500.00
Franking Credits	2,020.52
Foreign Credits	794.31
Credit for Tax Withheld - Foreign resident withholding	93.32
Taxable Trust Distributions	7,019.58
Distributed Foreign income	8,329.08
	<u>25,756.81</u>
SMSF Annual Return Rounding	(1.47)
Taxable Income or Loss	<u>103,992.00</u>
Income Tax on Taxable Income or Loss	15,598.80
Less	
Franking Credits	2,020.52
Foreign Credits	794.31
Credit for Tax Withheld - Foreign resident withholding	93.32
CURRENT TAX OR REFUND	<u>12,690.65</u>
Supervisory Levy	259.00
Income Tax Instalments Paid	(14,380.00)
AMOUNT DUE OR REFUNDABLE	<u>(1,430.35)</u>

R & L Hurst Superannuation Fund

Tax Reconciliation Report

For the year ended 30 June 2021

Tax Return Label	Date	Account Code	Account Name	Amount \$
B - Income - Gross rent and other leasing and hiring income				
	27/08/2020	28000/16HOOKERD1	16 Hooke Road, Edinburgh North SA 5113	4,000.00
	28/09/2020	28000/16HOOKERD1	16 Hooke Road, Edinburgh North SA 5113	5,000.00
	27/10/2020	28000/16HOOKERD1	16 Hooke Road, Edinburgh North SA 5113	4,000.00
	26/11/2020	28000/16HOOKERD1	16 Hooke Road, Edinburgh North SA 5113	4,000.00
	18/12/2020	28000/16HOOKERD1	16 Hooke Road, Edinburgh North SA 5113	5,000.00
	27/01/2021	28000/16HOOKERD1	16 Hooke Road, Edinburgh North SA 5113	4,000.00
	24/02/2021	28000/16HOOKERD1	16 Hooke Road, Edinburgh North SA 5113	4,000.00
	29/03/2021	28000/16HOOKERD1	16 Hooke Road, Edinburgh North SA 5113	4,000.00
	28/04/2021	28000/16HOOKERD1	16 Hooke Road, Edinburgh North SA 5113	5,000.00
	25/05/2021	28000/16HOOKERD1	16 Hooke Road, Edinburgh North SA 5113	4,000.00
	22/06/2021	28000/16HOOKERD1	16 Hooke Road, Edinburgh North SA 5113	9,000.00
Sub-Total				52,000.00
Ignore Cents				0.00
Total				52,000.00
C - Income - Gross interest				
	13/07/2020	25000/ADLTD4949	Adelaide Bank Money Market ***4949	117.43
	31/07/2020	25000/ANZ66119	ANZ Business Online Saver ***66119	1.30
	31/07/2020	25000/ANZ59571	ANZ Business Cash Management ***59571	0.42
	31/08/2020	25000/ANZ66119	ANZ Business Online Saver ***66119	1.37
	31/08/2020	25000/ANZ59571	ANZ Business Cash Management ***59571	0.35
	14/09/2020	25000/ADLTD0147	Adelaide Bank Money Market ***0147	166.23
	30/09/2020	25000/ANZ59571	ANZ Business Cash Management ***59571	0.49
	30/09/2020	25000/ANZ66119	ANZ Business Online Saver ***66119	1.43
	30/10/2020	25000/ANZ66119	ANZ Business Online Saver ***66119	1.88
	30/10/2020	25000/ANZ59571	ANZ Business Cash Management ***59571	0.31
	30/11/2020	25000/ANZ59571	ANZ Business Cash Management ***59571	0.42
	30/11/2020	25000/ANZ66119	ANZ Business Online Saver ***66119	2.01
	31/12/2020	25000/ANZ66119	ANZ Business Online Saver ***66119	2.10
	31/12/2020	25000/ANZ59571	ANZ Business Cash Management ***59571	0.43
	11/01/2021	25000/ADLTD4949	Adelaide Bank Money Market ***4949	59.84
	29/01/2021	25000/ANZ66119	ANZ Business Online Saver ***66119	2.02
	29/01/2021	25000/ANZ59571	ANZ Business Cash Management ***59571	0.37
	26/02/2021	25000/ANZ66119	ANZ Business Online Saver ***66119	2.03
	26/02/2021	25000/ANZ59571	ANZ Business Cash Management ***59571	0.39

R & L Hurst Superannuation Fund

Tax Reconciliation Report

For the year ended 30 June 2021

Tax Return Label	Date	Account Code	Account Name	Amount \$
C - Income - Gross interest				
	15/03/2021	25000/ADLTD0147	Adelaide Bank Money Market ***0147	78.53
	31/03/2021	25000/ANZ66119	ANZ Business Online Saver ***66119	2.47
	31/03/2021	25000/ANZ59571	ANZ Business Cash Management ***59571	0.65
	30/04/2021	25000/ANZ59571	ANZ Business Cash Management ***59571	0.57
	30/04/2021	25000/ANZ66119	ANZ Business Online Saver ***66119	2.34
	31/05/2021	25000/ANZ59571	ANZ Business Cash Management ***59571	0.48
	31/05/2021	25000/ANZ66119	ANZ Business Online Saver ***66119	2.47
	30/06/2021	25000/ANZ59571	ANZ Business Cash Management ***59571	0.67
	30/06/2021	25000/ANZ66119	ANZ Business Online Saver ***66119	3.31
Sub-Total				452.31
Ignore Cents				0.31
Total				452.00
D1 - Income - Gross foreign income				
	30/04/2021	23900/JHX.AX	James Hardie Industries Plc	373.26
	30/06/2021	23800/ALX.AX	Atlas Arteria	400.80
	30/06/2021	23800/GMG.AX	Goodman Group	42.44
	30/06/2021	23800/HURSTNORTH	North Investment	8,680.15
Sub-Total				9,496.65
Ignore Cents				0.65
Total				9,496.00
D - Income - Net foreign income				
	30/04/2021	23900/JHX.AX	James Hardie Industries Plc	373.26
	30/06/2021	23800/ALX.AX	Atlas Arteria	400.80
	30/06/2021	23800/GMG.AX	Goodman Group	42.44
	30/06/2021	23800/HURSTNORTH	North Investment	8,680.15
Sub-Total				9,496.65
Ignore Cents				0.65
Total				9,496.00
J - Unfranked dividend amount				
	26/08/2020	23900/JHG.AX	Janus Henderson Group Plc	100.00
	21/09/2020	23900/AZJ.AX	Aurizon Holdings Limited	71.51
	23/09/2020	23900/AMC.AX	Amcor Limited	93.28
	25/09/2020	23900/QBE.AX	QBE Insurance Group Limited	20.70
	25/09/2020	23900/AGL.AX	AGL Energy Limited.	31.62
	30/09/2020	23900/REG.AX	Regis Healthcare Limited	43.12
	02/10/2020	23900/ORG.AX	Origin Energy Limited	118.50
	08/10/2020	23900/BXB.AX	Brambles Limited	70.84
	09/10/2020	23900/RWC.AX	Reliance Worldwide Corporation Limited	68.04
	09/10/2020	23900/RWC.AX	Reliance Worldwide Corporation Limited	37.80

R & L Hurst Superannuation Fund

Tax Reconciliation Report

For the year ended 30 June 2021

Tax Return Label	Date	Account Code	Account Name	Amount \$
J - Unfranked dividend amount				
	23/11/2020	23900/JHG.AX	Janus Henderson Group Plc	98.97
	15/12/2020	23900/AMC.AX	Amcor Limited	96.49
	03/03/2021	23900/JHG.AX	Janus Henderson Group Plc	92.71
	16/03/2021	23900/AMC.AX	Amcor Limited	88.67
	26/03/2021	23900/AGL.AX	AGL Energy Limited.	127.10
	26/03/2021	23900/ORG.AX	Origin Energy Limited	148.13
	30/03/2021	23900/IAG.AX	Insurance Australia Group Limited	91.00
	31/03/2021	23900/AZJ.AX	Aurizon Holdings Limited	75.17
	08/04/2021	23900/BXB.AX	Brambles Limited	73.89
	09/04/2021	23900/RWC.AX	Reliance Worldwide Corporation Limited	90.72
	27/05/2021	23900/JHG.AX	Janus Henderson Group Plc	96.94
	15/06/2021	23900/AMC.AX	Amcor Limited	88.15
Sub-Total				1,823.35
Ignore Cents				0.35
Total				1,823.00
K - Franked dividend amount				
	15/09/2020	23900/MIN.AX	Mineral Resources Limited	368.06
	18/09/2020	23900/ARG.AX	Argo Investments Limited	157.36
	18/09/2020	23900/WPL.AX	Woodside Petroleum Ltd	112.37
	21/09/2020	23900/AZJ.AX	Aurizon Holdings Limited	166.87
	22/09/2020	23900/BHP.AX	BHP Group Limited	305.60
	25/09/2020	23900/QBE.AX	QBE Insurance Group Limited	2.30
	25/09/2020	23900/AWC.AX	Alumina Limited	167.33
	25/09/2020	23900/AGL.AX	AGL Energy Limited.	126.48
	30/09/2020	23900/ANZ.AX	Australia And New Zealand Banking Group Limited	77.50
	30/09/2020	23900/REG.AX	Regis Healthcare Limited	43.11
	01/10/2020	23900/WES.AX	Wesfarmers Limited	226.10
	08/10/2020	23900/BXB.AX	Brambles Limited	30.36
	09/10/2020	23900/RWC.AX	Reliance Worldwide Corporation Limited	17.01
	09/10/2020	23900/RWC.AX	Reliance Worldwide Corporation Limited	9.45
	21/10/2020	23900/SUN.AX	Suncorp Group Limited	46.40
	16/12/2020	23900/ANZ.AX	Australia And New Zealand Banking Group Limited	108.50
	18/12/2020	23900/WBC.AX	Westpac Banking Corporation	83.39
	09/03/2021	23900/MIN.AX	Mineral Resources Limited	478.00
	12/03/2021	23900/ARG.AX	Argo Investments Limited	157.36
	16/03/2021	23900/AWC.AX	Alumina Limited	165.71
	23/03/2021	23900/BHP.AX	BHP Group Limited	531.10
	24/03/2021	23900/WPL.AX	Woodside Petroleum Ltd	47.42
	31/03/2021	23900/WES.AX	Wesfarmers Limited	209.44
	31/03/2021	23900/AZJ.AX	Aurizon Holdings Limited	175.39
	01/04/2021	23900/SUN.AX	Suncorp Group Limited	120.64

R & L Hurst Superannuation Fund

Tax Reconciliation Report

For the year ended 30 June 2021

Tax Return Label	Date	Account Code	Account Name	Amount \$
K - Franked dividend amount				
	08/04/2021	23900/BXB.AX	Brambles Limited	31.67
	09/04/2021	23900/RWC.AX	Reliance Worldwide Corporation Limited	22.68
	25/06/2021	23900/WBC.AX	Westpac Banking Corporation	156.02
Sub-Total				4,143.62
Ignore Cents				0.62
Total				4,143.00
L - Income - Dividend franking credit				
	15/09/2020	23900/MIN.AX	Mineral Resources Limited	157.74
	18/09/2020	23900/ARG.AX	Argo Investments Limited	67.44
	18/09/2020	23900/WPL.AX	Woodside Petroleum Ltd	48.16
	21/09/2020	23900/AZJ.AX	Aurizon Holdings Limited	71.52
	22/09/2020	23900/BHP.AX	BHP Group Limited	130.97
	25/09/2020	23900/QBE.AX	QBE Insurance Group Limited	0.99
	25/09/2020	23900/AWC.AX	Alumina Limited	71.71
	25/09/2020	23900/AGL.AX	AGL Energy Limited.	54.21
	30/09/2020	23900/ANZ.AX	Australia And New Zealand Banking Group Limited	33.21
	30/09/2020	23900/REG.AX	Regis Healthcare Limited	18.48
	01/10/2020	23900/WES.AX	Wesfarmers Limited	96.90
	08/10/2020	23900/BXB.AX	Brambles Limited	13.01
	09/10/2020	23900/RWC.AX	Reliance Worldwide Corporation Limited	7.29
	09/10/2020	23900/RWC.AX	Reliance Worldwide Corporation Limited	4.05
	21/10/2020	23900/SUN.AX	Suncorp Group Limited	19.89
	16/12/2020	23900/ANZ.AX	Australia And New Zealand Banking Group Limited	46.50
	18/12/2020	23900/WBC.AX	Westpac Banking Corporation	35.74
	09/03/2021	23900/MIN.AX	Mineral Resources Limited	204.86
	12/03/2021	23900/ARG.AX	Argo Investments Limited	67.44
	16/03/2021	23900/AWC.AX	Alumina Limited	71.02
	23/03/2021	23900/BHP.AX	BHP Group Limited	227.61
	24/03/2021	23900/WPL.AX	Woodside Petroleum Ltd	20.32
	31/03/2021	23900/WES.AX	Wesfarmers Limited	89.76
	31/03/2021	23900/AZJ.AX	Aurizon Holdings Limited	75.17
	01/04/2021	23900/SUN.AX	Suncorp Group Limited	51.70
	08/04/2021	23900/BXB.AX	Brambles Limited	13.57
	09/04/2021	23900/RWC.AX	Reliance Worldwide Corporation Limited	9.72
	25/06/2021	23900/WBC.AX	Westpac Banking Corporation	66.87
Sub-Total				1,775.85
Ignore Cents				0.85
Total				1,775.00
M - Gross trust distributions				
	30/06/2021	23800/GMG.AX	Goodman Group	8.16

R & L Hurst Superannuation Fund

Tax Reconciliation Report

For the year ended 30 June 2021

Tax Return Label	Date	Account Code	Account Name	Amount \$
M - Gross trust distributions				
	30/06/2021	23800/HURSTNORTH	North Investment	7,256.09
Sub-Total				7,264.25
Ignore Cents				0.25
Total				7,264.00
R2 - Assessable personal contributions				
	28/07/2020	24200/HURLEE00001A	(Contributions) Hurst, Lee Ann - Accumulation (Accumulation)	1,600.00
	31/08/2020	24200/HURLEE00001A	(Contributions) Hurst, Lee Ann - Accumulation (Accumulation)	2,000.00
	30/09/2020	24200/HURRIC00001A	(Contributions) Hurst, Richard - Accumulation (Accumulation)	1,600.00
	29/10/2020	24200/HURLEE00001A	(Contributions) Hurst, Lee Ann - Accumulation (Accumulation)	1,600.00
	02/12/2020	24200/HURRIC00001A	(Contributions) Hurst, Richard - Accumulation (Accumulation)	2,000.00
	04/01/2021	24200/HURRIC00001A	(Contributions) Hurst, Richard - Accumulation (Accumulation)	1,600.00
	28/01/2021	24200/HURLEE00001A	(Contributions) Hurst, Lee Ann - Accumulation (Accumulation)	1,600.00
	24/02/2021	24200/HURLEE00001A	(Contributions) Hurst, Lee Ann - Accumulation (Accumulation)	2,000.00
	30/03/2021	24200/HURRIC00001A	(Contributions) Hurst, Richard - Accumulation (Accumulation)	2,000.00
	29/04/2021	24200/HURRIC00001A	(Contributions) Hurst, Richard - Accumulation (Accumulation)	1,600.00
	31/05/2021	24200/HURLEE00001A	(Contributions) Hurst, Lee Ann - Accumulation (Accumulation)	2,000.00
	09/06/2021	24200/HURRIC00001A	(Contributions) Hurst, Richard - Accumulation (Accumulation)	14,600.00
	09/06/2021	24200/HURLEE00001A	(Contributions) Hurst, Lee Ann - Accumulation (Accumulation)	14,200.00
	28/06/2021	24200/HURRIC00001A	(Contributions) Hurst, Richard - Accumulation (Accumulation)	1,600.00
Sub-Total				50,000.00
Ignore Cents				0.00
Total				50,000.00
R - Assessable contributions (R1 plus R2 plus R3 less R6)				
			Assessable personal contributions	50,000.00
Sub-Total				50,000.00
Ignore Cents				0.00
Total				50,000.00
W - GROSS INCOME (Sum of labels A to U)				
				126,953.00
Sub-Total				126,953.00
Ignore Cents				0.00
Total				126,953.00
V - TOTAL ASSESSABLE INCOME (W less Y)				
				126,953.00

R & L Hurst Superannuation Fund

Tax Reconciliation Report

For the year ended 30 June 2021

Tax Return Label	Date	Account Code	Account Name	Amount \$
V - TOTAL ASSESSABLE INCOME (W less Y)				
Sub-Total				126,953.00
Ignore Cents				0.00
Total				126,953.00
F1 - Expenses - Insurance Premiums				
	09/02/2021	39000/HURLEE00001A	(Life Insurance Premiums) Hurst, Lee Ann - Accumulation (Accumula...	752.46
	06/07/2020	39000/HURRIC00001A	(Life Insurance Premiums) Hurst, Richard - Accumulation (Accumula...	459.48
	04/08/2020	39000/HURRIC00001A	(Life Insurance Premiums) Hurst, Richard - Accumulation (Accumula...	459.48
	04/09/2020	39000/HURRIC00001A	(Life Insurance Premiums) Hurst, Richard - Accumulation (Accumula...	459.48
	06/10/2020	39000/HURRIC00001A	(Life Insurance Premiums) Hurst, Richard - Accumulation (Accumula...	542.65
	04/11/2020	39000/HURRIC00001A	(Life Insurance Premiums) Hurst, Richard - Accumulation (Accumula...	542.65
	04/12/2020	39000/HURRIC00001A	(Life Insurance Premiums) Hurst, Richard - Accumulation (Accumula...	542.65
	06/01/2021	39000/HURRIC00001A	(Life Insurance Premiums) Hurst, Richard - Accumulation (Accumula...	542.65
	04/02/2021	39000/HURRIC00001A	(Life Insurance Premiums) Hurst, Richard - Accumulation (Accumula...	542.65
	04/03/2021	39000/HURRIC00001A	(Life Insurance Premiums) Hurst, Richard - Accumulation (Accumula...	542.65
	06/04/2021	39000/HURRIC00001A	(Life Insurance Premiums) Hurst, Richard - Accumulation (Accumula...	542.65
	04/05/2021	39000/HURRIC00001A	(Life Insurance Premiums) Hurst, Richard - Accumulation (Accumula...	542.65
	04/06/2021	39000/HURRIC00001A	(Life Insurance Premiums) Hurst, Richard - Accumulation (Accumula...	542.65
Sub-Total				7,014.75
Ignore Cents				0.75
Total				7,014.00
H1 - Expenses - SMSF auditor fee				
	18/01/2021	30700	Auditor's Remuneration	825.00
Sub-Total				825.00
Ignore Cents				0.00
Total				825.00
I1 - Expenses - Investment expenses				
	30/06/2021	37500/NORTH	North Investment Cash Account	4,251.03
	04/08/2020	41960/16HOOKERD1	16 Hooke Road, Edinburgh North SA 5113	1,488.15
	09/09/2020	41960/16HOOKERD1	16 Hooke Road, Edinburgh North SA 5113	521.35
	02/11/2020	41960/16HOOKERD1	16 Hooke Road, Edinburgh North SA 5113	1,487.00
	21/01/2021	41960/16HOOKERD1	16 Hooke Road, Edinburgh North SA 5113	1,487.00
	28/04/2021	41960/16HOOKERD1	16 Hooke Road, Edinburgh North SA 5113	1,487.00
	26/08/2020	42150/16HOOKERD1	16 Hooke Road, Edinburgh North SA 5113	177.71
	08/12/2020	42150/16HOOKERD1	16 Hooke Road, Edinburgh North SA 5113	181.23

R & L Hurst Superannuation Fund

Tax Reconciliation Report

For the year ended 30 June 2021

Tax Return Label	Date	Account Code	Account Name	Amount \$
I1 - Expenses - Investment expenses				
	23/03/2021	42150/16HOOKERD1	16 Hooke Road, Edinburgh North SA 5113	184.01
	26/05/2021	42150/16HOOKERD1	16 Hooke Road, Edinburgh North SA 5113	170.13
Sub-Total				11,434.61
Ignore Cents				0.61
Total				11,434.00
J1 - Expenses - Management and administration expenses				
	30/09/2020	31500	Bank Charges	1.80
	30/09/2020	31500	Bank Charges	5.40
	30/10/2020	31500	Bank Charges	1.20
	30/10/2020	31500	Bank Charges	0.60
	02/12/2020	30100	Accountancy Fees	3,410.00
	31/12/2020	31500	Bank Charges	0.60
	31/12/2020	31500	Bank Charges	0.60
	31/03/2021	31500	Bank Charges	1.20
	31/03/2021	31500	Bank Charges	4.80
	30/04/2021	31500	Bank Charges	0.60
	30/04/2021	31500	Bank Charges	2.40
	02/12/2020	30400	ATO Supervisory Levy	259.00
Sub-Total				3,688.20
Ignore Cents				0.20
Total				3,688.00
L2 - Expenses - Other amounts (Non-deductible)				
	02/12/2020	85000	Income Tax Payable/Refundable	1,505.68
Sub-Total				1,505.68
Ignore Cents				0.68
Total				1,505.00
N - TOTAL DEDUCTIONS				
				22,961.00
Sub-Total				22,961.00
Ignore Cents				0.00
Total				22,961.00
Y - TOTAL NON DEDUCTIBLE EXPENSES				
				1,505.00
Sub-Total				1,505.00
Ignore Cents				0.00
Total				1,505.00
O - TAXABLE INCOME OR LOSS				
				103,992.00

R & L Hurst Superannuation Fund

Tax Reconciliation Report

For the year ended 30 June 2021

Tax Return Label	Date	Account Code	Account Name	Amount \$
O - TAXABLE INCOME OR LOSS				
Sub-Total				103,992.00
Ignore Cents				0.00
Total				103,992.00
Z - TOTAL SMSF EXPENSES				
				24,466.00
Sub-Total				24,466.00
Ignore Cents				0.00
Total				24,466.00
A - Taxable income				
				103,992.00
Sub-Total				103,992.00
Ignore Cents				0.00
Total				103,992.00
T1 - Tax on taxable income				
				15,598.80
Sub-Total				15,598.80
Ignore Cents				0.00
Total				15,598.80
B - Gross Tax				
				15,598.80
Sub-Total				15,598.80
Ignore Cents				0.00
Total				15,598.80
C1 - Foreign income tax offset				
	30/06/2021	23800/HURSTNORTH	North Investment	794.31
Sub-Total				794.31
Ignore Cents				0.00
Total				794.31
C - Non-refundable non-carry forward tax offsets				
				794.31
Sub-Total				794.31
Ignore Cents				0.00
Total				794.31
T2 - SUBTOTAL				
				14,804.49
Sub-Total				14,804.49
Ignore Cents				0.00
Total				14,804.49
T3 - SUBTOTAL 2				

R & L Hurst Superannuation Fund

Tax Reconciliation Report

For the year ended 30 June 2021

Tax Return Label	Date	Account Code	Account Name	Amount \$
T3 - SUBTOTAL 2				
				14,804.49
Sub-Total				14,804.49
Ignore Cents				0.00
Total				14,804.49
E1 - Complying fund's franking credits tax offset				
	15/09/2020	23900/MIN.AX	Mineral Resources Limited	157.74
	18/09/2020	23900/ARG.AX	Argo Investments Limited	67.44
	18/09/2020	23900/WPL.AX	Woodside Petroleum Ltd	48.16
	21/09/2020	23900/AZJ.AX	Aurizon Holdings Limited	71.52
	22/09/2020	23900/BHP.AX	BHP Group Limited	130.97
	25/09/2020	23900/QBE.AX	QBE Insurance Group Limited	0.99
	25/09/2020	23900/AWC.AX	Alumina Limited	71.71
	25/09/2020	23900/AGL.AX	AGL Energy Limited.	54.21
	30/09/2020	23900/ANZ.AX	Australia And New Zealand Banking Group Limited	33.21
	30/09/2020	23900/REG.AX	Regis Healthcare Limited	18.48
	01/10/2020	23900/WES.AX	Wesfarmers Limited	96.90
	08/10/2020	23900/BXB.AX	Brambles Limited	13.01
	09/10/2020	23900/RWC.AX	Reliance Worldwide Corporation Limited	7.29
	09/10/2020	23900/RWC.AX	Reliance Worldwide Corporation Limited	4.05
	21/10/2020	23900/SUN.AX	Suncorp Group Limited	19.89
	16/12/2020	23900/ANZ.AX	Australia And New Zealand Banking Group Limited	46.50
	18/12/2020	23900/WBC.AX	Westpac Banking Corporation	35.74
	09/03/2021	23900/MIN.AX	Mineral Resources Limited	204.86
	12/03/2021	23900/ARG.AX	Argo Investments Limited	67.44
	16/03/2021	23900/AWC.AX	Alumina Limited	71.02
	23/03/2021	23900/BHP.AX	BHP Group Limited	227.61
	24/03/2021	23900/WPL.AX	Woodside Petroleum Ltd	20.32
	31/03/2021	23900/WES.AX	Wesfarmers Limited	89.76
	31/03/2021	23900/AZJ.AX	Aurizon Holdings Limited	75.17
	01/04/2021	23900/SUN.AX	Suncorp Group Limited	51.70
	08/04/2021	23900/BXB.AX	Brambles Limited	13.57
	09/04/2021	23900/RWC.AX	Reliance Worldwide Corporation Limited	9.72
	25/06/2021	23900/WBC.AX	Westpac Banking Corporation	66.87
	30/06/2021	23800/HURSTNORTH	North Investment	244.67
Sub-Total				2,020.52
Ignore Cents				0.00
Total				2,020.52
E - Refundable tax offsets				
				2,020.52

R & L Hurst Superannuation Fund

Tax Reconciliation Report

For the year ended 30 June 2021

Tax Return Label	Date	Account Code	Account Name	Amount \$
E - Refundable tax offsets				
Sub-Total				2,020.52
Ignore Cents				0.00
Total				2,020.52
T5 - TAX PAYABLE				
				12,783.97
Sub-Total				12,783.97
Ignore Cents				0.00
Total				12,783.97
H2 - Credit for tax withheld – foreign resident withholding				
	30/04/2021	23900/JHX.AX	James Hardie Industries Plc	93.32
Sub-Total				93.32
Ignore Cents				0.00
Total				93.32
H - Eligible credits				
				93.32
Sub-Total				93.32
Ignore Cents				0.00
Total				93.32
K - PAYG instalments raised				
	28/09/2020	85000	Income Tax Payable/Refundable	3,066.00
	04/01/2021	85000	Income Tax Payable/Refundable	3,066.00
	07/04/2021	85000	Income Tax Payable/Refundable	4,653.00
	29/06/2021	85000	Income Tax Payable/Refundable	3,595.00
Sub-Total				14,380.00
Ignore Cents				0.00
Total				14,380.00
L - Supervisory levy				
				259.00
Sub-Total				259.00
Ignore Cents				0.00
Total				259.00
S - AMOUNT DUE OR REFUNDABLE				
				(1,430.35)
Sub-Total				(1,430.35)
Ignore Cents				0.00
Total				(1,430.35)



Australian Government
Australian Taxation Office

Agent PDK FINANCIAL SYNERGY PTY LTD
Client THE TRUSTEE FOR R & L HURST SUPERANNUATION FUND
ABN 67 287 083 410
TFN 899 545 182

Activity statement 001

Tax type summary

Income tax year	2021
Period	01 July 2020 - 30 June 2021
Type	Pay as you go Instalments
Balance	\$14,380.00 DR

Transactions

Processed date	Effective date	Description	Debit (DR)	Credit (CR)	Balance
01/11/2020	28/10/2020	Original Activity Statement for the period ending 30 Sep 20 - PAYG Instalments	\$3,066.00		\$3,066.00 DR
07/03/2021	02/03/2021	Original Activity Statement for the period ending 31 Dec 20 - PAYG Instalments	\$3,066.00		\$6,132.00 DR
02/05/2021	28/04/2021	Original Activity Statement for the period ending 31 Mar 21 - PAYG Instalments	\$4,653.00		\$10,785.00 DR
01/08/2021	28/07/2021	Original Activity Statement for the period ending 30 Jun 21 - PAYG Instalments	\$3,595.00		\$14,380.00 DR



Agent PDK FINANCIAL SYNERGY PTY LTD
Client THE TRUSTEE FOR R & L HURST SUPERANNUATION FUND
ABN 67 287 083 410
TFN 899 545 182

Activity statement 001

Date generated	05/04/2022
Overdue	\$0.00
Not yet due	\$0.00
Balance	\$3,595.00 CR

Transactions

11 results found - from **01 July 2020** to **01 September 2021** sorted by **processed date** ordered **newest to oldest**

Processed date	Effective date	Description	Debit (DR)	Credit (CR)	Balance
1 Aug 2021	1 Aug 2021	General interest charge			\$0.00
1 Aug 2021	28 Jul 2021	Original Activity Statement for the period ending 30 Jun 21 - PAYG Instalments	\$3,595.00		\$0.00
30 Jun 2021	29 Jun 2021	Payment received		\$3,595.00	\$3,595.00 CR
2 May 2021	28 Apr 2021	Original Activity Statement for the period ending 31 Mar 21 - PAYG Instalments	\$4,653.00		\$0.00
8 Apr 2021	7 Apr 2021	Payment received		\$4,653.00	\$4,653.00 CR
7 Mar 2021	2 Mar 2021	Original Activity Statement for the period ending 31 Dec 20 - PAYG Instalments	\$3,066.00		\$0.00
5 Jan 2021	4 Jan 2021	Payment received		\$3,066.00	\$3,066.00 CR
1 Nov 2020	28 Oct 2020	Original Activity Statement for the period ending 30 Sep 20 - PAYG Instalments	\$3,066.00		\$0.00
29 Sep 2020	28 Sep 2020	Payment received		\$3,066.00	\$3,066.00 CR
2 Aug 2020	28 Jul 2020	Original Activity Statement for the period ending 30 Jun 20 - PAYG Instalments	\$3,219.00		\$0.00
1 Jul 2020	30 Jun 2020	Payment received		\$3,219.00	\$3,219.00 CR



Australian Government
Australian Taxation Office

Agent PDK FINANCIAL SYNERGY PTY LTD
Client THE TRUSTEE FOR R & L HURST SUPERANNUATION FUND
ABN 67 287 083 410
TFN 899 545 182

Income tax 551

Date generated	05/04/2022
Overdue	\$0.00
Not yet due	\$0.00
Balance	\$0.00

Transactions

2 results found - from **05 April 2020** to **05 April 2022** sorted by **processed date** ordered **newest to oldest**

Processed date	Effective date	Description	Debit (DR)	Credit (CR)	Balance
19 Jan 2021	17 May 2021	Tax return Self Man Superfund - Income Tax for the period from 01 Jul 19 to 30 Jun 20	\$1,764.68		\$0.00
3 Dec 2020	2 Dec 2020	Payment received		\$1,764.68	\$1,764.68 CR

89000 - Deferred Tax Liability/Asset

2021 Financial Year

Preparer Kelly Fu

Reviewer Kelly Fu

Status Completed

Account Code	Description	CY Balance	LY Balance	Change
89000	Deferred Tax Liability/Asset	\$1,240.57	\$10,559.85	(88.25)%
TOTAL		CY Balance	LY Balance	
		\$1,240.57	\$10,559.85	

Supporting Documents

- Deferred Tax Reconciliation Report [Report](#)

Standard Checklist

- Attach all source documentation and confirmations of Liability
- Attach copy of Deferred Tax Reconciliation Report

R & L Hurst Superannuation Fund
Deferred Tax Reconciliation

For The Period 01 July 2020 - 30 June 2021

Investment Code	Investment Name	Revaluation/Tax Deferred	Permanent Difference (Non-Assessable)	Temporary Difference (Assessable)	Temporary Difference (Accumulation Portion)
Revaluations					
AGL.AX	AGL Energy Limited.	(2,743.50)	(914.50)	(1,829.00)	(1,829.00)
SUN.AX	Suncorp Group Limited	872.32	290.77	581.55	581.55
IAG.AX	Insurance Australia Group Limited	(793.00)	(264.33)	(528.67)	(528.67)
RWC.AX	Reliance Worldwide Corporation Limited	4,384.80	1,461.60	2,923.20	2,923.20
ORG.AX	Origin Energy Limited	(1,576.05)	(525.35)	(1,050.70)	(1,050.70)
AZJ.AX	Aurizon Holdings Limited	(2,088.00)	(696.00)	(1,392.00)	(1,392.00)
QAN.AX	Qantas Airways Limited	1,324.40	441.47	882.93	882.93
ARG.AX	Argo Investments Limited	1,955.76	651.92	1,303.84	1,303.84
BHP.AX	BHP Group Limited	5,163.75	1,721.25	3,442.50	3,442.50
GMG.AX	Goodman Group	5,732.24	1,910.75	3,821.49	3,821.49
JHG.AX	Janus Henderson Group Plc	4,078.29	1,359.43	2,718.86	2,718.86
ANZ.AX	Australia And New Zealand Banking Group Limited	2,948.10	982.70	1,965.40	1,965.40
WES.AX	Wesfarmers Limited	3,396.26	1,132.09	2,264.17	2,264.17
VUK.AX	Virgin Money Uk Plc	4,718.25	1,572.75	3,145.50	3,145.50
AMC.AX	Ancor Limited	378.95	126.32	252.63	252.63
REG.AX	Regis Healthcare Limited	4,592.53	1,530.84	3,061.69	3,061.69
QBE.AX	QBE Insurance Group Limited	1,109.75	369.92	739.83	739.83
AWC.AX	Alumina Limited	88.20	29.40	58.80	58.80
JHX.AX	James Hardie Industries Plc	7,366.25	2,455.42	4,910.83	4,910.83
BXB.AX	Brambles Limited	459.99	153.33	306.66	306.66

R & L Hurst Superannuation Fund
Deferred Tax Reconciliation

For The Period 01 July 2020 - 30 June 2021

Investment Code	Investment Name	Revaluation/Tax Deferred	Permanent Difference (Non-Assessable)	Temporary Difference (Assessable)	Temporary Difference (Accumulation Portion)
WPL.AX	Woodside Petroleum Ltd	173.60	57.87	115.73	115.73
HURSTNORTH	North Investment	108,357.46	36,119.15	72,238.31	72,238.31
ALX.AX	Atlas Arteria	(417.50)	(139.17)	(278.33)	(278.33)
WBC.AX	Westpac Banking Corporation	2,114.34	704.78	1,409.56	1,409.56
MIN.AX	Mineral Resources Limited	15,563.68	5,187.89	10,375.79	10,375.79
		167,160.87	55,720.30	111,440.57	111,440.57
Tax Deferred Distributions					
GMG.AX	Goodman Group	63.32	0.00	63.32	63.32
GMG.AX	Goodman Group	30.85	0.00	30.85	30.85
GMG.AX	Goodman Group	14.18	0.00	14.18	14.18
GMG.AX	Goodman Group	4.48	0.00	4.48	4.48
HURSTNORTH	North Investment	636.43	0.00	636.43	636.43
HURSTNORTH	North Investment	4,756.83	0.00	4,756.83	4,756.83
HURSTNORTH	North Investment	3,182.17	0.00	3,182.17	3,182.17
HURSTNORTH	North Investment	333.22	0.00	333.22	333.22
HURSTNORTH	North Investment	3,189.34	0.00	3,189.34	3,189.34
HURSTNORTH	North Investment	5,096.90	0.00	5,096.90	5,096.90
HURSTNORTH	North Investment	(3,274.60)	0.00	(3,274.60)	(3,274.60)
HURSTNORTH	North Investment	(876.25)	0.00	(876.25)	(876.25)
		13,156.87	0.00	13,156.87	13,156.87

R & L Hurst Superannuation Fund
Deferred Tax Reconciliation

For The Period 01 July 2020 - 30 June 2021

Investment Code	Investment Name	Revaluation/Tax Deferred	Permanent Difference (Non- Assessable)	Temporary Difference (Assessable)	Temporary Difference (Accumulation Portion)
Total		180,317.74	55,720.30	124,597.44	124,597.44
Deferred Tax Liability (Asset) Summary					
Opening Balance		(10,559.85)			
Current Year Transactions		18,689.62			
Total Capital Losses		(9,370.34)			
Total Tax Losses		0.00			
Deferred Tax WriteBacks/Adjustment		0.00			
Capital Loss carried forward recouped		0.00			
Tax Loss carried forward recouped		0.00			
Closing Balance		(1,240.57)			

A - Financial Statements

2021 Financial Year

Preparer Kelly Fu

Reviewer Kelly Fu

Status N/A - Not Applicable

Supporting Documents

No supporting documents

Standard Checklist

- Attach copy of Financial Statements
- Attach copy of SMSF Annual Return

B - Permanent Documents

2021 Financial Year

Preparer Kelly Fu

Reviewer Kelly Fu

Status N/A - Not Applicable

Supporting Documents

- Fund Summary Report Report

Standard Checklist

- Attach latest copy of ASIC annual company statement (if corporate trustee)
- Ensure latest copies of ATO Trustee Declarations and ATO confirmation that the fund is a regulated fund is attached.
- Ensure latest copies of trustee consents, member consents and registers are attached
- Ensure latest copy of trust deed (including amendments) are attached
- Use [Australian Business Register](#) to ensure details are correct
- Use [Super Fund Lookup](#) to check the eligibility to receive rollovers and contributions

R & L Hurst Superannuation Fund

Fund Summary Report

As at 30 June 2021

Fund Details

Date Formed: 15/03/2009
Tax File Number: Provided
ABN: 67287083410

Period: 01/07/2020 - 30/06/2021
Fund Type: SMSF
GST Registered: No

Postal Address:

40 Paternoster Road
Reid, South Australia 5118

Physical Address:

40 Paternoster Road
Reid, South Australia 5118

Members

Number of Members: 2

Name	Age	Member Accounts	Pension Accounts	Tax File Number	Beneficiary Details
Hurst, Lee Ann	50	1	0	Provided	Not Provided
Hurst, Richard	50	1	0	Provided	Not Provided

Fund Relationships

Relationship Type	Contact
Accountant	Fu, Kelly
Auditor	Boys, Anthony William
Fund Contact	Hurst, Richard
Tax Agent	PDK Financial Synergy Pty Ltd
Trustee	Hurst, Lee Ann
Trustee	Hurst, Richard

C - Other Documents

2021 Financial Year

Preparer Kelly Fu

Reviewer Kelly Fu

Status N/A - Not Applicable

Supporting Documents

No supporting documents

Standard Checklist

- Attach copy of any SOAs issued during the Financial Year
- Attach copy of Investment Strategy
- Attach signed Engagement Letter
- Attach signed Trustee Representation Letter
- Attach Trustee Minutes prepared during the year

D - Pension Documentation

2021 Financial Year

Preparer Kelly Fu

Reviewer Kelly Fu

Status N/A - Not Applicable

Supporting Documents

- Transfer Balance Account Summary [Report](#)

Standard Checklist

- Attach Actuarial Certificate
- Attach documentation supporting any pensions commenced during the financial year
- Attach documentation supporting any pensions commuted during the financial year
- Ensure correct Transfer Balance Account Reports have been lodged with the ATO

R & L Hurst Superannuation Fund

Transfer Balance Account Summary

For The Period 01 July 2020 - 30 June 2021

Member	Pension Type	Date	Lodgment Date	Transaction Type	Event Type	Debit	Credit	Balance	Cap Limit	Remaining Cap
--------	--------------	------	---------------	------------------	------------	-------	--------	---------	-----------	---------------

Lee Ann Hurst

Richard Hurst

E - Estate Planning

2021 Financial Year

Preparer Kelly Fu

Reviewer Kelly Fu

Status N/A - Not Applicable

Supporting Documents

No supporting documents

Standard Checklist

- Attach Death Benefit Nominations (if applicable)
- Attach Life Insurance Policies (if applicable)
- Attach Reversionary Pension documentation (if applicable)
- Attach SMSF Will (if applicable)
- Review current Estate planning to ensure it matches wishes of members