

---

# **Workpapers - 2021 Financial Year**

## **Karen Glover Super Fund**

Preparer: Jelly Cadiang

Reviewer: Steven Lee

Printed: 24 October 2022

---

## Lead Schedule

### 2021 Financial Year

Code	Workpaper	CY Balance	LY Balance	Change	Status
23800	Distributions Received		(\$1,440.41)	100%	Completed
23900	Dividends Received	(\$5,711.68)	(\$5,528.07)	3.32%	Completed
24200	Contributions	(\$13,892.70)	(\$11,047.04)	25.76%	Completed
24602	Forex Gains/(Losses) - Unrealised	\$15,827.51	(\$7,935.02)	(299.46)%	Completed
24700	Changes in Market Values of Investments	(\$73,750.11)	(\$29,899.66)	146.66%	Completed
24800	Changes in Market Values of Other Assets		(\$103.40)	100%	Completed
25000	Interest Received	(\$34.06)	(\$98.50)	(65.42)%	Completed
26500	Other Investment Income	(\$75.70)		100%	Completed
28500	Transfers In		(\$311.18)	100%	Completed
30100	Accountancy Fees	\$695.00	\$163.00	326.38%	Completed
30400	ATO Supervisory Levy		\$259.00	100%	Completed
30700	Auditor's Remuneration	\$450.00	\$450.00	0%	Completed
30800	ASIC Fees	\$395.00	\$54.00	631.48%	Completed
31500	Bank Charges	\$7.80	\$0.60	1200%	Completed
37500	Investment Expenses	\$1,352.94	\$5,273.98	(74.35)%	Completed
37900	Interest Paid	\$16.32	\$3.52	363.64%	Completed
46000	Benefits Paid/Transfers Out	\$50,000.00		100%	Completed

Code	Workpaper	CY Balance	LY Balance	Change	Status
48500	Income Tax Expense	\$8,313.70	\$1,720.78	383.14%	Completed
49000	Profit/Loss Allocation Account	\$16,405.98	\$48,438.40	(66.13)%	Completed
50000	Members	(\$674,424.82)	(\$658,018.84)	2.49%	Completed
60400	Bank Accounts	\$42,237.79	\$501,064.51	(91.57)%	Completed
61800	Distributions Receivable		\$122.40	100%	Completed
64000	Formation Expenses	\$1,325.00	\$1,325.00	0%	Completed
77600	Shares in Listed Companies (Australian)	\$243,328.67	\$68,941.52	252.95%	Completed
77700	Shares in Listed Companies (Overseas)	\$396,558.84	\$77,476.74	411.84%	Completed
78200	Units in Listed Unit Trusts (Australian)		\$10,809.45	100%	Completed
85000	Income Tax Payable /Refundable	(\$1,551.74)	(\$1,451.73)	6.89%	Completed
86000	PAYG Payable	(\$249.00)	(\$262.00)	(4.96)%	Completed
89000	Deferred Tax Liability/Asset	(\$7,224.74)	(\$7.05)	102378.58%	Completed
A	Financial Statements				Completed
B	Permanent Documents				Completed
C	Other Documents				Completed
D	Pension Documentation				Completed
E	Estate Planning				Completed

# 23800 - Distributions Received

2021 Financial Year

Preparer Jelly Cadiang

Reviewer Steven Lee

Status Completed

Account Code	Description	CY Balance	LY Balance	Change
STW.AX	Spdr S&p/asx 200 Fund		(\$1,318.01)	100%
TCL.AX	Transurban Group		(\$122.40)	100%
<b>TOTAL</b>		<b>CY Balance</b>	<b>LY Balance</b>	
			(\$1,440.41)	

## Supporting Documents

No supporting documents

## Standard Checklist

- Attach a copy of all Tax Statements
- Attach a copy of Distribution Reconciliation Report
- Ensure all Distributions have been reviewed on [Distribution Tax Automation](#)

## 23900 - Dividends Received

2021 Financial Year

Preparer Jelly Cadiang

Reviewer Steven Lee

Status Completed

Account Code	Description	CY Balance	LY Balance	Change
AAPL.NDQ5	Apple Inc		(\$107.39)	100%
ALL.AX	Aristocrat Leisure Limited	(\$44.40)		100%
ALQ.AX	Als Limited		(\$158.01)	100%
AMGN.NDQ2	AMGEN Inc.	(\$111.72)	(\$202.02)	(44.7)%
ANZ.AX	Australia And New Zealand Banking Group Limited		(\$144.00)	100%
BA.NYE3	Boeing Co.		(\$97.89)	100%
BHP.AX	BHP Group Limited	(\$233.91)	(\$320.64)	(27.05)%
BSL.AX	Bluescope Steel Limited		(\$66.00)	100%
C.NYE1	Citigroup Inc		(\$66.73)	100%
CMCSA.NDQ1	Comcast Corp - Ordinary Shares - Class A	(\$170.10)	(\$156.11)	8.96%
COH.AX	Cochlear Limited		(\$80.50)	100%
CSCO.NDQ2	Cisco Systems, Inc.		(\$51.95)	100%
CSR.AX	CSR Limited	(\$331.00)		100%
FDX.NYE	Fedex Corp		(\$81.19)	100%
FLT.AX	Flight Centre Travel Group Limited		(\$210.70)	100%
FPH.AX	Fisher & Paykel Healthcare Corporation Limited	(\$54.80)		100%
IJH.AX	Ishares S&p Mid-cap Etf	(\$794.04)	(\$700.42)	13.37%
IJH.NYE1	iShs Cr S&P MC Shs		(\$505.94)	100%
INTC.NDQ2	Intel Corp.		(\$171.66)	100%

Account Code	Description	CY Balance	LY Balance	Change
JBH.AX	Jb Hi-fi Limited	(\$446.40)	(\$505.50)	(11.69)%
MQG.AX	Macquarie Group Limited		(\$197.50)	100%
MS.NYE2	Morgan Stanley		(\$209.90)	100%
NAB.AX	National Australia Bank Limited		(\$173.47)	100%
NCM.AX	Newcrest Mining Limited	(\$88.01)	(\$85.84)	2.53%
NTES.NDQ1	NetEase Inc - ADR	(\$114.01)		100%
NVDA.NDQ5	NVIDIA Corp		(\$23.86)	100%
PHM.NYE1	PulteGroup Inc	(\$58.93)		100%
QQQ.NDQ2	Invesco Capital Management LLC - Invesco QQQ Trust Series 1	(\$422.77)	(\$409.04)	3.36%
REA.AX	REA Group Ltd	(\$60.50)		100%
RIO.AX	RIO Tinto Limited	(\$255.43)		100%
RTX.NYE	Raytheon Technologies Corporation	(\$117.57)		100%
SBUX.NDQ1	Starbucks Corp.	(\$166.40)	(\$101.76)	63.52%
SQM.NYE2	Sociedad Quimica Y Minera de Chile S.A. - ADR	(\$150.26)		100%
TLS.AX	Telstra Corporation Limited.		(\$238.40)	100%
TPM.AX	Tpg Telecom Limited	(\$700.73)	(\$461.65)	51.79%
TSN.NYE2	Tyson Foods, Inc. - Ordinary Shares - Class A	(\$454.49)		100%
WBC.AX	Westpac Banking Corporation	(\$564.26)		100%
WES.AX	Wesfarmers Limited	(\$215.60)		100%
WOW.AX	Woolworths Group Limited	(\$156.35)		100%

TOTAL	CY Balance	LY Balance
	(\$5,711.68)	(\$5,528.07)

### Supporting Documents

- Dividend Reconciliation Report Report
- Investment Income Comparison Report Report
- SAXO\_WP\_2021.xlsx
- ShareDividends\_8865342\_2020-07-01\_2021-06-30.pdf ALL.AX

### Standard Checklist

- Attach copies of all dividend statements
- Attach copy of Dividend Reconciliation Report
- Attach copy of Investment Income Comparison Report





**Karen Glover Super Fund**

**Dividend Reconciliation Report**

For The Period 01 July 2020 - 30 June 2021

Date	Net Payment Received	Australian Income			Foreign Income			Withheld		
		Unfranked	Franked	Franking Credits	Foreign Income	Foreign Credits	NZ Credits	TFN Withheld	Non-Resident	LIC Deduction
	794.04	794.04								
JBH.AX Jb Hi-fi Limited										
15/03/2021	446.40	0.00	446.40	191.31						
	446.40	0.00	446.40	191.31						
NCM.AX Newcrest Mining Limited										
28/09/2020	88.01	0.00	88.01	37.72						
	88.01	0.00	88.01	37.72						
REA.AX REA Group Ltd										
22/09/2020	60.50	0.00	60.50	25.93						
	60.50	0.00	60.50	25.93						
RIO.AX RIO Tinto Limited										
17/09/2020	255.43	0.00	255.43	109.47						
	255.43	0.00	255.43	109.47						
TPM.AX Tpg Telecom Limited										
14/07/2020	700.73	0.00	700.73	300.31						
	700.73	0.00	700.73	300.31						

WBC.AX Westpac Banking Corporation

Karen Glover Super Fund

# Dividend Reconciliation Report

For The Period 01 July 2020 - 30 June 2021

Date	Net Payment Received	Australian Income			Foreign Income			Withheld		
		Unfranked	Franked	Franking Credits	Foreign Income	Foreign Credits	NZ Credits	TFN Withheld	Non-Resident	LIC Deduction
21/12/2020	196.54	0.00	196.54	84.23						
25/06/2021	367.72	0.00	367.72	157.59						
	564.26	0.00	564.26	241.82						
WES.AX Wesfarmers Limited										
01/04/2021	215.60	0.00	215.60	92.40						
	215.60	0.00	215.60	92.40						
WOW.AX Woolworths Group Limited										
15/04/2021	156.35	0.00	156.35	67.01						
	156.35	0.00	156.35	67.01						
	<b>3,945.43</b>	<b>794.04</b>	<b>3,096.59</b>	<b>1,327.11</b>	<b>54.80</b>					
<b>Shares in Listed Companies (Overseas)</b>										
AMGN.NDQ AMGEN Inc.										
08/12/2020	111.72				111.72	19.71				
	111.72				111.72	19.71				
CMCSA.NDQ Comcast Corp - Ordinary Shares - Class A										
22/07/2020	85.01				85.01	15.00				
28/10/2020	85.09				85.09	15.02				



Karen Glover Super Fund

# Dividend Reconciliation Report

For The Period 01 July 2020 - 30 June 2021

Date	Net Payment Received	Australian Income			Foreign Income			Withheld		
		Unfranked	Franked	Franking Credits	Foreign Income	Foreign Credits	NZ Credits	TFN Withheld	Non-Resident	LIC Deduction
27/11/2020	88.69				88.69	15.65				
28/05/2021	77.71				77.71	13.72				
	166.40				166.40	29.37				
SQM.NYE Sociedad Quimica Y Minera de Chile S.A. - ADR										
19/10/2020	144.79				144.79	77.96				
18/05/2021	5.47				5.47	2.94				
	150.26				150.26	80.90				
TSN.NYE Tyson Foods, Inc. - Ordinary Shares - Class A										
15/09/2020	106.69				106.69	18.83				
14/12/2020	117.89				117.89	20.81				
15/03/2021	114.71				114.71	20.25				
15/06/2021	115.20				115.20	20.33				
	454.49				454.49	80.22				
	<b>1,766.25</b>				<b>1,766.25</b>	<b>347.53</b>				

**Karen Glover Super Fund**

**Dividend Reconciliation Report**

For The Period 01 July 2020 - 30 June 2021

Date	Net Payment Received	Australian Income			Foreign Income			Withheld		
		Unfranked	Franked	Franking Credits	Foreign Income	Foreign Credits	NZ Credits	TFN Withheld	Non-Resident	LIC Deduction
TOTAL	5,711.68	794.04	3,096.59	1,327.11	1,821.05	347.53				

**Tax Return Reconciliation**

	Totals	Tax Return Label
Unfranked	794.04	J
Franked Dividends	3,096.59	K
Franking Credits	1,327.11	L

## Karen Glover Super Fund

# Investment Income Comparison Report

As at 30 June 2021

Investment	Ledger Data			ASX & UUT Data							
	Transaction Date	Income Amount	Franking Credit	Date Payable	Ex Div/Dist Date	Units On Hand	45 Day Qualified	Amount per share/unit	Estimated Income	Estimated Franking*	
<b>Reconciled</b>											
<b>Shares in Listed Companies (Australian)</b>											
ALL.AX	Aristocrat Leisure Limited			18/12/2020	01/12/2020	444.00	444.00	0.1000	44.40	19.03	
ALL.AX	Aristocrat Leisure Limited	30/12/2020	44.40	19.03							
BHP.AX	BHP Group Limited	23/09/2020	233.91	100.25	22/09/2020	03/09/2020	310.00	310.00	0.7546	233.91	100.25
CSR.AX	CSR Limited			08/12/2020	06/11/2020	2,648.00	2,648.00	0.1250	331.00	141.86	
CSR.AX	CSR Limited	14/12/2020	331.00	141.86							
FPH.AX	Fisher & Paykel Healthcare Corporation Limited	17/12/2020	54.80		16/12/2020	03/12/2020	363.00	363.00	0.1510	54.80	0.00
IJH.AX	Ishares S&p Mid-cap Etf	15/10/2020	323.05		13/10/2020	01/10/2020	383.00	383.00	0.8435	323.05	0.00
IJH.AX	Ishares S&p Mid-cap Etf	07/01/2021	219.21		06/01/2021	22/12/2020	383.00	383.00	0.5724	219.21	0.00
IJH.AX	Ishares S&p Mid-cap Etf	16/04/2021	251.78		15/04/2021	01/04/2021	383.00	383.00	0.6574	251.78	0.00
JBH.AX	Jb Hi-fi Limited	15/03/2021	446.40	191.31	12/03/2021	25/02/2021	248.00	248.00	1.8000	446.40	191.31
NCM.AX	Newcrest Mining Limited	28/09/2020	88.01	37.72	25/09/2020	21/08/2020	361.00	361.00	0.2438	88.01	37.72
REA.AX	REA Group Ltd	22/09/2020	60.50	25.93	17/09/2020	27/08/2020	110.00	110.00	0.5500	60.50	25.93
RIO.AX	RIO Tinto Limited	17/09/2020	255.43	109.47	17/09/2020	06/08/2020	118.00	118.00	2.1647	255.43	109.47
TPM.AX	Tpg Telecom Limited	14/07/2020	700.73	300.31	13/07/2020	30/06/2020	1,358.00	1,358.00	0.5160	700.73	300.31
WBC.AX	Westpac Banking Corporation	21/12/2020	196.54	84.23	18/12/2020	11/11/2020	634.00	634.00	0.3100	196.54	84.23
WBC.AX	Westpac Banking Corporation	25/06/2021	367.72	157.59	25/06/2021	13/05/2021	634.00	634.00	0.5800	367.72	157.59
WES.AX	Wesfarmers Limited	01/04/2021	215.60	92.40	31/03/2021	23/02/2021	245.00	245.00	0.8800	215.60	92.40
WOW.AX	Woolworths Group Limited	15/04/2021	156.35	67.01	14/04/2021	04/03/2021	295.00	295.00	0.5300	156.35	67.01
			<b>3,945.43</b>	<b>1,327.11</b>					<b>10.7783</b>	<b>3,945.45</b>	<b>1,327.11</b>

## Unreconciled

## Karen Glover Super Fund

# Investment Income Comparison Report

As at 30 June 2021

Investment	Ledger Data			ASX & UUT Data						
	Transaction Date	Income Amount	Franking Credit	Date Payable	Ex Div/Dist Date	Units On Hand	45 Day Qualified	Amount per share/unit	Estimated Income	Estimated Franking*
<b>Shares in Listed Companies (Overseas)</b>										
AMGN.NDQ	AMGEN Inc.	08/12/2020	111.72							
CMCSA.NDQ	Comcast Corp - Ordinary Shares - Class A	22/07/2020	85.01							
CMCSA.NDQ	Comcast Corp - Ordinary Shares - Class A	28/10/2020	85.09							
NTES.NDQ	NetEase Inc - ADR	28/12/2020	39.87							
NTES.NDQ	NetEase Inc - ADR	26/03/2021	11.86							
NTES.NDQ	NetEase Inc - ADR	21/06/2021	62.28							
PHM.NYE	PulteGroup Inc	02/07/2020	58.93							
QQQ.NDQ	Invesco Capital Management LLC - Invesco QQQ Trust Series 1	31/07/2020	159.49							
QQQ.NDQ	Invesco Capital Management LLC - Invesco QQQ Trust Series 1	31/12/2020	263.28							
RTX.NYE	Raytheon Technologies Corporation	10/09/2020	117.57							
SBUX.NDQ	Starbucks Corp.	27/11/2020	88.69							
SBUX.NDQ	Starbucks Corp.	28/05/2021	77.71							
SQM.NYE	Sociedad Quimica Y Minera de Chile S.A. - ADR	19/10/2020	144.79							
SQM.NYE	Sociedad Quimica Y Minera de Chile S.A. - ADR	18/05/2021	5.47							
TSN.NYE	Tyson Foods, Inc. - Ordinary Shares - Class A	15/09/2020	106.69							
TSN.NYE	Tyson Foods, Inc. - Ordinary Shares - Class A	14/12/2020	117.89							
TSN.NYE	Tyson Foods, Inc. - Ordinary Shares - Class A	15/03/2021	114.71							
TSN.NYE	Tyson Foods, Inc. - Ordinary Shares - Class A	15/06/2021	115.20							
			<b>1,766.25</b>							

## Units in Listed Unit Trusts (Australian)

Karen Glover Super Fund

# Investment Income Comparison Report

As at 30 June 2021

Investment	Ledger Data			ASX & UUT Data						
	Transaction Date	Income Amount	Franking Credit	Date Payable	Ex Div/Dist Date	Units On Hand	45 Day Qualified	Amount per share/unit	Estimated Income	Estimated Franking*
TCL.AX**	Transurban Group			14/08/2020	29/06/2020	765.00	765.00	0.1600	122.40	0.00
								<b>0.1600</b>	<b>122.40</b>	<b>0.00</b>
		<b>5,711.68</b>	<b>1,327.11</b>					<b>10.9383</b>	<b>4,067.85</b>	<b>1,327.11</b>

\*Franking credit is estimated using 45 day qualified units. The estimation might not be accurate for preference shares and hedging arrangements.

\*\*For stapled securities, income may be unreconciled due to ASX data including dividend and distribution components that are recognised in different financial years.



Date	Description	USD Amount	USD Balance	Forex rate	AUD amount	AUD Balance
Beginning			205,150.17			298,922.00
7/1/2020	Client Custody Fee Shares - Jun 2020	-21.01	205,129.16	0.6895	-30.47135606	298,891.53
7/1/2020	VAT on Fee Client SH - 01-07-2020	-2.1	205,127.06	0.6895	-3.045685279	298,888.48
7/2/2020	Corporate Actions PHM:xnys 0	40.8	205,167.86	0.6924	58.9254766	298,947.41
7/22/2020	Corporate Actions CMCSA:xnas 0	60.8	205,228.66	0.7152	85.01118568	299,032.42
7/30/2020	Shares IJH:arcx 1796927350	-144576.51	60,652.15	0.7159	-201950.7054	97,081.71
7/31/2020	Corporate Actions QQQ:xnas 0	115.04	60,767.19	0.7213	159.4898101	97,241.20
8/3/2020	Client Custody Fee Shares - Jul 2020	-5.68	60,761.51	0.7213	-7.874670733	97,233.33
8/3/2020	VAT on Fee Client SH - 03-08-2020	-0.57	60,760.94	0.7213	-0.790239845	97,232.54
8/5/2020	Shares TSN:xnys 1800622099	-14124.43	46,636.51	0.7181	-19669.16864	77,563.37
8/10/2020	Shares BIIB:xnas 1803290126	-14177.92	32,458.59	0.7165	-19787.74599	57,775.62
8/14/2020	Shares HAE:xnys 1806953065	-14115.15	18,343.44	0.7157	-19722.16012	38,053.46
8/25/2020	Shares MU:xnas 1812202503	12501.32	30,844.76	0.7174	17425.8712	55,479.34
8/26/2020	Shares SBUX:xnas 1812917648	-14103.69	16,741.07	0.7193	-19607.5212	35,871.81
8/31/2020	Shares BSX:xnys 1815904750	-14297.47	2,443.60	0.7354	-19441.75959	16,430.05
9/1/2020	Client Custody Fee Shares - Aug 2020	-23.16	2,420.44	0.7412	-31.24662709	16,398.81
9/1/2020	VAT on Fee Client SH - 01-09-2020	-2.32	2,418.12	0.7412	-3.130059363	16,395.68
9/4/2020	Shares PHM:xnys 1820342562	17860.48	20,278.60	0.727	24567.37276	40,963.05
9/9/2020	Shares IJH:arcx 1823510845	145243.63	165,522.23	0.7225	201029.2457	241,992.30
9/10/2020	Corporate Actions RTX:xnys 0	85.59	165,607.82	0.728	117.5686813	242,109.87
9/15/2020	Corporate Actions TSN:xnys 0	78.18	165,686.00	0.7328	106.6866812	242,216.55
9/17/2020	Shares MU:xnas 1828793019	-14113.05	151,572.95	0.7278	-19391.385	222,825.17
9/24/2020	Shares TSN:xnys 1833881743	12454.29	164,027.24	0.7042	17685.72849	240,510.90
9/24/2020	Shares BSX:xnys 1833874264	13053.64	177,080.88	0.7042	18536.83613	259,047.73
9/25/2020	Shares RTX:xnys 1834843162	12047.73	189,128.61	0.7061	17062.35661	276,110.09
10/1/2020	Client Custody Fee Shares - Sep 2020	-15.09	189,113.52	0.7188	-20.9933222	276,089.09
10/1/2020	VAT on Fee Client SH - 01-10-2020	-1.51	189,112.01	0.7188	-2.100723428	276,086.99
10/1/2020	Shares SQM:xnys 1838254799	-14044.22	175,067.79	0.7188	-19538.42515	256,548.57
10/1/2020	Shares ILMN:xnas 1838259844	-13773.71	161,294.08	0.7188	-19162.08959	237,386.48
10/2/2020	Shares AMZN:xnas 1839237503	-12617.31	148,676.77	0.7139	-17673.77784	219,712.70
10/2/2020	Shares AAXN:xnas 1839232415	-13473.42	135,203.35	0.7139	-18872.97941	200,839.72
10/19/2020	Corporate Actions SQM:xnys 0	102.6	135,305.95	0.7086	144.7925487	200,984.51
10/27/2020	Shares BIIB:xnas 1854435941	11782.66	147,088.61	0.7134	16516.20409	217,500.72
10/28/2020	Corporate Actions CMCSA:xnas 0	60.8	147,149.41	0.7145	85.09447166	217,585.81
11/2/2020	Client Custody Fee Shares - Oct 2020	-12.43	147,136.98	0.7	-17.75714286	217,568.06
11/2/2020	VAT on Fee Client SH - 02-11-2020	-1.24	147,135.74	0.7	-1.771428571	217,566.28
11/4/2020	Shares CMCSA:xnas 1861013961	13758.02	160,893.76	0.7105	19363.85644	236,930.14
11/4/2020	Shares AAXN:xnas 1861016163	14822.73	175,716.49	0.7105	20862.39268	257,792.53
11/4/2020	Refund for overcharge. Trade ID: 1823510845	43.61	175,760.10	0.7105	61.37931034	257,853.91
11/4/2020	Refund for overcharge. Trade ID: 1820342562	5.36	175,765.46	0.7105	7.54398311	257,861.46
11/5/2020	Shares BIIB:xnas 1862192855	-13506.18	162,259.28	0.7166	-18847.58582	239,013.87
11/5/2020	Shares AMGN:xnas 1862196374	-14269.95	147,989.33	0.7166	-19913.41055	219,100.46
11/12/2020	Shares TSN:xnys 1868658958	-14377.96	133,611.37	0.727	-19777.11142	199,323.35
11/12/2020	Shares BIIB:xnas 1868663952	9536.47	143,147.84	0.727	13117.56534	212,440.91
11/24/2020	Shares NTES:xnas 1877299307	-15239.66	127,908.18	0.7317	-20827.74361	191,613.17
11/27/2020	Corporate Actions SBUX:xnas 0	65.41	127,973.59	0.7375	88.69152542	191,701.86
11/27/2020	Shares QQQ:xnas 1880005086	-126870.5	1,103.09	0.7375	-172027.7966	19,674.07
12/1/2020	Client Custody Fee Shares - Nov 2020	-11.85	1,091.24	0.7368	-16.08306189	19,657.98
12/1/2020	VAT on Fee Client SH - 01-12-2020	-1.18	1,090.06	0.7368	-1.601520087	19,656.38
12/8/2020	Corporate Actions AMGN:xnas 0	82.96	1,173.02	0.7426	111.7155939	19,768.10
12/14/2020	Corporate Actions TSN:xnys 0	88.89	1,261.91	0.754	117.8912467	19,885.99
12/28/2020	Corporate Actions NTES:xnas 0	30.23	1,292.14	0.7582	39.8707465	19,925.86
12/31/2020	Corporate Actions QQQ:xnas 0	202.78	1,494.92	0.7702	263.2822643	20,189.14
1/4/2021	Client Custody Fee Shares - Dec 2020	-29	1,465.92	0.7703	-37.64766974	20,151.49
1/4/2021	VAT on Fee Client SH - 04-01-2021	-2.9	1,463.02	0.7703	-3.764766974	20,147.73
1/28/2021	Shares SBUX:xnas 1931249216	16935.57	18,398.59	0.7628	22201.84845	42,349.58
2/1/2021	Client Custody Fee Shares - Jan 2021	-30.63	18,367.96	0.7652	-40.02875065	42,309.55
2/1/2021	VAT on Fee Client SH - 01-02-2021	-3.06	18,364.90	0.7652	-3.998954522	42,305.55
2/3/2021	Shares NVDA:xnas 1938229610	-11999	6,365.90	0.7613	-15761.19795	26,544.35
2/3/2021	Shares CRM:xnys 1938205372	-11993.39	5,627.49	0.7613	-15753.82898	10,790.52
2/3/2021	Shares AMGN:xnas 1938209965	14150.31	8,522.82	0.7613	18587.03533	29,377.56
3/1/2021	Client Custody Fee Shares - Feb 2021	-28.16	8,494.66	0.7745	-36.35894125	29,341.20
3/1/2021	VAT on Fee Client SH - 01-03-2021	-2.82	8,491.84	0.7745	-3.641058748	29,337.56
3/1/2021	Shares CRM:xnys 1963149718	11206.99	19,698.83	0.7745	14469.96772	43,807.53
3/4/2021	Shares NVDA:xnas 1967294507	11256.06	30,954.89	0.7793	14443.80855	58,251.33

3/4/2021	Shares AMZN:xnas 1967293917	12047.49	43,002.38	0.7793	15459.3738	73,710.71
3/5/2021	Shares QQQ:xnas 1969253519	130361.76	173,364.14	0.7709	169103.3338	242,814.04
3/5/2021	Shares ILMN:xnas 1969248940	17686.07	191,050.21	0.7709	22942.10663	265,756.15
3/15/2021	Corporate Actions TSN:xnys 0	88.89	191,139.10	0.7749	114.7115757	265,870.86
3/15/2021	Shares FDX:xnys 1977917003	-22508.75	168,630.35	0.7749	-29047.29643	236,823.56
3/16/2021	Shares SBUX:xnas 1979028508	-17388.92	151,241.43	0.7753	-22428.63408	214,394.93
3/16/2021	Shares BIIB:xnas 1979028017	-17029.56	134,211.87	0.7753	-21965.12318	192,429.81
3/26/2021	Corporate Actions NTES:xnas 0	9.03	134,220.90	0.7613	11.8612899	192,441.67
4/1/2021	Client Custody Fee Shares - Mar 2021	-17.94	134,202.96	0.7543	-23.78364046	192,417.88
4/1/2021	VAT on Fee Client SH - 01-04-2021	-1.79	134,201.17	0.7543	-2.373061116	192,415.51
4/6/2021	Shares QQQ:xnas 1995135211	-132384.6	1,816.57	0.7648	-173097.0188	19,318.49
4/16/2021	Sale of rights proceeds @ \$3.82674 per right	302.31	2,118.88	0.7745	390.3292447	19,708.82
4/20/2021	Shares HAE:xnys 2007104528	11921.26	14,040.14	0.7803	15277.79059	34,986.61
5/3/2021	Client Custody Fee Shares - Apr 2021	-25.99	14,014.15	0.7714	-33.69198859	34,952.92
5/3/2021	VAT on Fee Client SH - 03-05-2021	-2.6	14,011.55	0.7714	-3.370495204	34,949.55
5/13/2021	Shares MU:xnas 2026689176	22344.4	36,355.95	0.7709	28984.82293	63,934.37
5/18/2021	Corporate Actions SQM:xnys 0	4.26	36,360.21	0.7787	5.470656222	63,939.84
5/18/2021	Shares SQM:xnys 2030105500	19829.2	56,189.41	0.7787	25464.4921	89,404.34
5/28/2021	Corporate Actions SBUX:xnas 0	60.05	56,249.46	0.7727	77.71450757	89,482.05
6/1/2021	Client Custody Fee Shares - May 2021	-26.35	56,223.11	0.7744	-34.02634298	89,448.02
6/1/2021	VAT on Fee Client SH - 01-06-2021	-2.63	56,220.48	0.7744	-3.396177686	89,444.63
6/14/2021	Shares UAL:xnas 2051774398	-16798.19	39,422.29	0.7754	-21663.9025	67,780.72
6/14/2021	Shares TSN:xnys 2051769021	18098.67	57,520.96	0.7754	23341.07557	91,121.80
6/14/2021	Shares QCOM:xnas 2051775935	-16788.94	40,732.02	0.7754	-21651.97318	69,469.83
6/14/2021	Shares HAE:xnys 2051766670	-16810.35	23,921.67	0.7754	-21679.58473	47,790.24
6/15/2021	Corporate Actions TSN:xnys 0	88.89	24,010.56	0.7716	115.2021773	47,905.44
6/21/2021	Corporate Actions NTES:xnas 0	46.71	24,057.27	0.75	62.28	47,967.72
6/21/2021	Shares VLO:xnys 2057374886	-19200.93	4,856.34	0.75	-25601.24	22,366.48
6/23/2021	Shares NTES:xnas 2059346164	16671.05	21,527.39	0.7545	22095.4937	44,461.98
6/30/2021	Shares MS:xnys 2064173286	-19853.49	1,673.90	0.7518	-26407.94094	18,054.04
6/30/2021	Ending Balance		<b>1,673.90</b>	0.7518		<b>2,226.52</b>
	FOREX LOSS					<b>15,827.51</b>

Account	Currei	Instrument	Pay Date	Conversion Rate	Dividend amount	Withholding tax percent	Withholding tax amount	Fee amount	Total Tax	Booked Amount	AUD Booked Amount	AUD Withholding Tax
USD		PulteGroup Inc.	7/2/2020	0.6924	USD 48.00	15.00%	-USD 7.20	USD 0.00	-7.2	40.8	58.93	-10.40
USD		Comcast Corporation - Class A	7/22/2020	0.7152	USD 71.53	15.00%	-USD 10.73	USD 0.00	-10.73	60.8	85.01	-15.00
USD		Invesco QQQ Trust, Series 1	7/31/2020	0.7213	USD 135.34	15.00%	-USD 20.30	USD 0.00	-20.3	115.04	159.49	-28.14
USD		Raytheon Technologies Corp.	9/10/2020	0.728	USD 100.70	15.00%	-USD 15.11	USD 0.00	-15.11	85.59	117.57	-20.76
USD		Tyson Foods Inc.	9/15/2020	0.7328	USD 91.98	15.00%	-USD 13.80	USD 0.00	-13.8	78.18	106.69	-18.83
USD		Sociedad Quimica y Minera de Chile SA	10/19/2020	0.7086	USD 157.84	35.00%	-USD 55.24	USD 0.00	-55.24	102.6	144.79	-77.96
USD		Comcast Corporation - Class A	10/28/2020	0.7145	USD 71.53	15.00%	-USD 10.73	USD 0.00	-10.73	60.8	85.09	-15.02
USD		Starbucks Corp.	11/27/2020	0.7375	USD 76.95	15.00%	-USD 11.54	USD 0.00	-11.54	65.41	88.69	-15.65
USD		Amgen Inc.	12/8/2020	0.7426	USD 97.60	15.00%	-USD 14.64	USD 0.00	-14.64	82.96	111.72	-19.71
USD		Tyson Foods Inc.	12/14/2020	0.754	USD 104.58	15.00%	-USD 15.69	USD 0.00	-15.69	88.89	117.89	-20.81
USD		NetEase Inc.	12/28/2020	0.7582	USD 30.62	0.00%	USD 0.00	-USD 0.39	-0.39	30.23	39.87	-0.51
USD		Invesco QQQ Trust, Series 1	12/31/2020	0.7702	USD 238.57	15.00%	-USD 35.79	USD 0.00	-35.79	202.78	263.28	-46.47
USD		Tyson Foods Inc.	3/15/2021	0.7749	USD 104.58	15.00%	-USD 15.69	USD 0.00	-15.69	88.89	114.71	-20.25
USD		NetEase Inc.	3/26/2021	0.7613	USD 9.42	0.00%	USD 0.00	-USD 0.39	-0.39	9.03	11.86	-0.51
USD		Sociedad Quimica y Minera de Chile SA	5/18/2021	0.7787	USD 6.55	35.00%	-USD 2.29	USD 0.00	-2.29	4.26	5.47	-2.94
USD		Starbucks Corp.	5/28/2021	0.7727	USD 70.65	15.00%	-USD 10.60	USD 0.00	-10.6	60.05	77.71	-13.72
USD		Tyson Foods Inc.	6/15/2021	0.7716	USD 104.58	15.00%	-USD 15.69	USD 0.00	-15.69	88.89	115.20	-20.33
USD		NetEase Inc.	6/21/2021	0.75	USD 47.10	0.00%	USD 0.00	-USD 0.39	-0.39	46.71	62.28	-0.52





A	B	C	D	E	F	G	H	I	J	K	L	M	N	O	P	Q	R	S	T	U	V	W	X
1	2	3	4	5	6	7	8	9	10	11	12	13	14	15	16	17	18	19	20	21	22	23	24
25	26	27	28	29	30	31	32	33	34	35	36	37	38	39	40	41	42	43	44	45	46	47	48
51	52	53	54	55	56	57	58	59	60	61	62	63	64	65	66	67	68	69	70	71	72	73	74
79	80	81	82	83	84	85	86	87	88	89	90	91	92	93	94	95	96	97	98	99	100	101	102
107	108	109	110	111	112	113	114	115	116	117	118	119	120	121	122	123	124	125	126	127	128	129	130
137	138	139	140	141	142	143	144	145	146	147	148	149	150	151	152	153	154	155	156	157	158	159	160
167	168	169	170	171	172	173	174	175	176	177	178	179	180	181	182	183	184	185	186	187	188	189	190
197	198	199	200	201	202	203	204	205	206	207	208	209	210	211	212	213	214	215	216	217	218	219	220
227	228	229	230	231	232	233	234	235	236	237	238	239	240	241	242	243	244	245	246	247	248	249	250
257	258	259	260	261	262	263	264	265	266	267	268	269	270	271	272	273	274	275	276	277	278	279	280
287	288	289	290	291	292	293	294	295	296	297	298	299	300	301	302	303	304	305	306	307	308	309	310
317	318	319	320	321	322	323	324	325	326	327	328	329	330	331	332	333	334	335	336	337	338	339	340
347	348	349	350	351	352	353	354	355	356	357	358	359	360	361	362	363	364	365	366	367	368	369	370
377	378	379	380	381	382	383	384	385	386	387	388	389	390	391	392	393	394	395	396	397	398	399	400
407	408	409	410	411	412	413	414	415	416	417	418	419	420	421	422	423	424	425	426	427	428	429	430
437	438	439	440	441	442	443	444	445	446	447	448	449	450	451	452	453	454	455	456	457	458	459	460
467	468	469	470	471	472	473	474	475	476	477	478	479	480	481	482	483	484	485	486	487	488	489	490
497	498	499	500	501	502	503	504	505	506	507	508	509	510	511	512	513	514	515	516	517	518	519	520
527	528	529	530	531	532	533	534	535	536	537	538	539	540	541	542	543	544	545	546	547	548	549	550
557	558	559	560	561	562	563	564	565	566	567	568	569	570	571	572	573	574	575	576	577	578	579	580
587	588	589	590	591	592	593	594	595	596	597	598	599	600	601	602	603	604	605	606	607	608	609	610
617	618	619	620	621	622	623	624	625	626	627	628	629	630	631	632	633	634	635	636	637	638	639	640
647	648	649	650	651	652	653	654	655	656	657	658	659	660	661	662	663	664	665	666	667	668	669	670
677	678	679	680	681	682	683	684	685	686	687	688	689	690	691	692	693	694	695	696	697	698	699	700
707	708	709	710	711	712	713	714	715	716	717	718	719	720	721	722	723	724	725	726	727	728	729	730
737	738	739	740	741	742	743	744	745	746	747	748	749	750	751	752	753	754	755	756	757	758	759	760
767	768	769	770	771	772	773	774	775	776	777	778	779	780	781	782	783	784	785	786	787	788	789	790
797	798	799	800	801	802	803	804	805	806	807	808	809	810	811	812	813	814	815	816	817	818	819	820
827	828	829	830	831	832	833	834	835	836	837	838	839	840	841	842	843	844	845	846	847	848	849	850
857	858	859	860	861	862	863	864	865	866	867	868	869	870	871	872	873	874	875	876	877	878	879	880
887	888	889	890	891	892	893	894	895	896	897	898	899	900	901	902	903	904	905	906	907	908	909	910
917	918	919	920	921	922	923	924	925	926	927	928	929	930	931	932	933	934	935	936	937	938	939	940
947	948	949	950	951	952	953	954	955	956	957	958	959	960	961	962	963	964	965	966	967	968	969	970
977	978	979	980	981	982	983	984	985	986	987	988	989	990	991	992	993	994	995	996	997	998	999	1000







A	B	C	D	E	F	G	H	I	J	K	L	M	N	O	P	Q	R	S	T	U	V	W	X
1	2	3	4	5	6	7	8	9	10	11	12	13	14	15	16	17	18	19	20	21	22	23	24
25	26	27	28	29	30	31	32	33	34	35	36	37	38	39	40	41	42	43	44	45	46	47	48
49	50	51	52	53	54	55	56	57	58	59	60	61	62	63	64	65	66	67	68	69	70	71	72
73	74	75	76	77	78	79	80	81	82	83	84	85	86	87	88	89	90	91	92	93	94	95	96
97	98	99	100	101	102	103	104	105	106	107	108	109	110	111	112	113	114	115	116	117	118	119	120
121	122	123	124	125	126	127	128	129	130	131	132	133	134	135	136	137	138	139	140	141	142	143	144
145	146	147	148	149	150	151	152	153	154	155	156	157	158	159	160	161	162	163	164	165	166	167	168
169	170	171	172	173	174	175	176	177	178	179	180	181	182	183	184	185	186	187	188	189	190	191	192
193	194	195	196	197	198	199	200	201	202	203	204	205	206	207	208	209	210	211	212	213	214	215	216
217	218	219	220	221	222	223	224	225	226	227	228	229	230	231	232	233	234	235	236	237	238	239	240
241	242	243	244	245	246	247	248	249	250	251	252	253	254	255	256	257	258	259	260	261	262	263	264
265	266	267	268	269	270	271	272	273	274	275	276	277	278	279	280	281	282	283	284	285	286	287	288
289	290	291	292	293	294	295	296	297	298	299	300	301	302	303	304	305	306	307	308	309	310	311	312
313	314	315	316	317	318	319	320	321	322	323	324	325	326	327	328	329	330	331	332	333	334	335	336
337	338	339	340	341	342	343	344	345	346	347	348	349	350	351	352	353	354	355	356	357	358	359	360
361	362	363	364	365	366	367	368	369	370	371	372	373	374	375	376	377	378	379	380	381	382	383	384
385	386	387	388	389	390	391	392	393	394	395	396	397	398	399	400	401	402	403	404	405	406	407	408
409	410	411	412	413	414	415	416	417	418	419	420	421	422	423	424	425	426	427	428	429	430	431	432
433	434	435	436	437	438	439	440	441	442	443	444	445	446	447	448	449	450	451	452	453	454	455	456
457	458	459	460	461	462	463	464	465	466	467	468	469	470	471	472	473	474	475	476	477	478	479	480
481	482	483	484	485	486	487	488	489	490	491	492	493	494	495	496	497	498	499	500	501	502	503	504
505	506	507	508	509	510	511	512	513	514	515	516	517	518	519	520	521	522	523	524	525	526	527	528
529	530	531	532	533	534	535	536	537	538	539	540	541	542	543	544	545	546	547	548	549	550	551	552
553	554	555	556	557	558	559	560	561	562	563	564	565	566	567	568	569	570	571	572	573	574	575	576
577	578	579	580	581	582	583	584	585	586	587	588	589	590	591	592	593	594	595	596	597	598	599	600
601	602	603	604	605	606	607	608	609	610	611	612	613	614	615	616	617	618	619	620	621	622	623	624
625	626	627	628	629	630	631	632	633	634	635	636	637	638	639	640	641	642	643	644	645	646	647	648
649	650	651	652	653	654	655	656	657	658	659	660	661	662	663	664	665	666	667	668	669	670	671	672
673	674	675	676	677	678	679	680	681	682	683	684	685	686	687	688	689	690	691	692	693	694	695	696
697	698	699	700	701	702	703	704	705	706	707	708	709	710	711	712	713	714	715	716	717	718	719	720
721	722	723	724	725	726	727	728	729	730	731	732	733	734	735	736	737	738	739	740	741	742	743	744
745	746	747	748	749	750	751	752	753	754	755	756	757	758	759	760	761	762	763	764	765	766	767	768
769	770	771	772	773	774	775	776	777	778	779	780	781	782	783	784	785	786	787	788	789	790	791	792
793	794	795	796	797	798	799	800	801	802	803	804	805	806	807	808	809	810	811	812	813	814	815	816
817	818	819	820	821	822	823	824	825	826	827	828	829	830	831	832	833	834	835	836	837	838	839	840
841	842	843	844	845	846	847	848	849	850	851	852	853	854	855	856	857	858	859	860	861	862	863	864
865	866	867	868	869	870	871	872	873	874	875	876	877	878	879	880	881	882	883	884	885	886	887	888
889	890	891	892	893	894	895	896	897	898	899	900	901	902	903	904	905	906	907	908	909	910	911	912
913	914	915	916	917	918	919	920	921	922	923	924	925	926	927	928	929	930	931	932	933	934	935	936
937	938	939	940	941	942	943	944	945	946	947	948	949	950	951	952	953	954	955	956	957	958	959	960
961	962	963	964	965	966	967	968	969	970	971	972	973	974	975	976	977	978	979	980	981	982	983	984
985	986	987	988	989	990	991	992	993	994	995	996	997	998	999	1000	1001	1002	1003	1004	1005	1006	1007	1008
1009	1010	1011	1012	1013	1014	1015	1016	1017	1018	1019	1020	1021	1022	1023	1024	1025	1026	1027	1028	1029	1030	1031	1032
1033	1034	1035	1036	1037	1038	1039	1040	1041	1042	1043	1044	1045	1046	1047	1048	1049	1050	1051	1052	1053	1054	1055	1056
1057	1058	1059	1060	1061	1062	1063	1064	1065	1066	1067	1068	1069	1070	1071	1072	1073	1074	1075	1076	1077	1078	1079	1080
1081	1082	1083	1084	1085	1086	1087	1088	1089	1090	1091	1092	1093	1094	1095	1096	1097	1098	1099	1100	1101	1102	1103	1104
1105	1106	1107	1108	1109	1110	1111	1112	1113	1114	1115	1116	1117	1118	1119	1120	1121	1122	1123	1124	1125	1126	1127	1128
1129	1130	1131	1132	1133	1134	1135	1136	1137	1138	1139	1140	1141	1142	1143	1144	1145	1146	1147	1148	1149	1150	1151	1152
1153	1154	1155	1156	1157	1158	1159	1160	1161	1162	1163	1164	1165	1166	1167	1168	1169	1170	1171	1172	1173	1174	1175	1176
1177	1178	1179	1180	1181	1182	1183	1184	1185	1186	1187	1188	1189	1190	1191	1192	1193	1194	1195	1196	1197	1198	1199	1200
1201	1202	1203	1204	1205	1206	1207	1208	1209	1210	1211	1212	1213	1214	1215	1216	1217	1218	1219	1220	1221	1222	1223	1224
1225	1226	1227	1228	1229	1230	1231	1232	1233	1234	1235	1236	1237	1238	1239	1240	1241	1242	1243	1244	1245	1246	1247	1248
1249	1250	1251	1252	1253	1254	1255	1256	1257	1258	1259	1260	1261	1262	1263	1264	1265	1266	1267	1268	1269	1270	1271	1272
1273	1274	1275	1276	1277	1278	1279	1280	1281	1282	1283	1284	1285	1286	1287	1288	1289	1290	1291	1292	1293	1294	1295	1296
1297	1298	1299	1300	1301	1302	1303	1304	1305	1306	1307	1308	1309	1310	1311	1312	1313	1314	1315	1316	1317	1318	1319	1320
1321	1322	1323	1324	1325	1326	1327	1328	1329	1330	1331	1332	1333	1334	1335	1336	1337	1338	1339	1340	1341	1342	1343	1344
1345	1346	1347	1348	1349	1350	1351	1352	1353	1354	1355	1356	1357	1358	1359	1360	1361	1362	1363	1364	1365	1366	1367	1368
1369	1370	1371	1372	1373	1374	1375	1376	1377	1378	1379	1380	1381	1382	1383	1384	1385	1386	1387	1388	1389	1390	1391	1392
1393	1394	1395	1396	1397	1398	1399	1400	1401	1402	1403	1404	1405	1406	1407	1408	1409	1410	1411	1412	1413	1414	1415	1416
1417	1418	1419	1420	1421	1422	1423	1424	1425	1426	1427	1428	1429	1430	1431	1432	1433	1434	1435	1436	1437	1438	1439	1440
1441	1442	1443	1444	1445	1446	1447	1448	1449	145														



	A	B	C	D	E	F	G	H	I	J	K	L	M	N	O	P	Q	R	S	T	U	V	W	X
2017	21.40	19.85	18.95	18.40	18.11	18.02	18.01	18.01	18.01	18.01	18.01	18.01	18.01	18.01	18.01	18.01	18.01	18.01	18.01	18.01	18.01	18.01	18.01	18.01
2018	21.40	19.85	18.95	18.40	18.11	18.02	18.01	18.01	18.01	18.01	18.01	18.01	18.01	18.01	18.01	18.01	18.01	18.01	18.01	18.01	18.01	18.01	18.01	18.01
2019	21.40	19.85	18.95	18.40	18.11	18.02	18.01	18.01	18.01	18.01	18.01	18.01	18.01	18.01	18.01	18.01	18.01	18.01	18.01	18.01	18.01	18.01	18.01	18.01
2020	21.40	19.85	18.95	18.40	18.11	18.02	18.01	18.01	18.01	18.01	18.01	18.01	18.01	18.01	18.01	18.01	18.01	18.01	18.01	18.01	18.01	18.01	18.01	18.01
2021	21.40	19.85	18.95	18.40	18.11	18.02	18.01	18.01	18.01	18.01	18.01	18.01	18.01	18.01	18.01	18.01	18.01	18.01	18.01	18.01	18.01	18.01	18.01	18.01
2022	21.40	19.85	18.95	18.40	18.11	18.02	18.01	18.01	18.01	18.01	18.01	18.01	18.01	18.01	18.01	18.01	18.01	18.01	18.01	18.01	18.01	18.01	18.01	18.01
11.20-2022	21.40	19.85	18.95	18.40	18.11	18.02	18.01	18.01	18.01	18.01	18.01	18.01	18.01	18.01	18.01	18.01	18.01	18.01	18.01	18.01	18.01	18.01	18.01	18.01

# Share Dividends Report

01-Jul-2020 - 30-Jun-2021

Generated at: 17-Oct-2022 12:16:17 (UTC)



Saxo Capital Markets (Australia) Limited  
2000  
NSW  
Australia  
Phone No.: +61282679000  
Email: [operations@saxomarkets.com.au](mailto:operations@saxomarkets.com.au)

Karen G Super Fund Pty Ltd ATF Karen Glover SF  
3196  
VIC  
Australia

**Client ID : 8865342**

**Currency : AUD**

**Account(s) : All accounts**

## Table of Contents

Share Dividends, 36000/112794 .....	2
Share Dividends, 36000/112794USD .....	4





## Share Dividends, 36000/112794USD

<i>Instrument</i>	<i>Type</i>	<i>Posting Date</i>	<i>Pay Date</i>	<i>Holding</i>	<i>Dividend unit</i>	<i>Conversion Rate</i>	<i>Currency</i>	<i>Dividend amount</i>	<i>Withholding tax percent</i>	<i>Withholding tax amount</i>	<i>Residential tax percent</i>	<i>Residential tax amount</i>	<i>Fee amount</i>	<i>Total Tax (AUD)</i>	<i>Booked Amount (AUD)</i>
NetEase Inc. NTES:xnas	Cash Dividend	21-Jun-2021	18-Jun-2021	157	0.30	1.326109	USD	47.10	0.00	0.00	0.00	0.00	-0.39	-0.52	61.94
Tyson Foods Inc. TSN:xnys	Cash Dividend	15-Jun-2021	15-Jun-2021	235	0.45	1.300972	USD	104.58	0.15	-15.69	0.00	0.00	0.00	-20.41	115.64
Starbucks Corp. SBUX:xnas	Cash Dividend	28-May-2021	28-May-2021	157	0.45	1.296974	USD	70.65	0.15	-10.60	0.00	0.00	0.00	-13.75	77.88
Sociedad Quimica y Minera de Chile SA SQM:xnys	Cash Dividend	18-May-2021	17-May-2021	424	0.02	1.283744	USD	6.55	0.35	-2.29	0.00	0.00	0.00	-2.94	5.47
NetEase Inc. NTES:xnas	Cash Dividend	26-Mar-2021	26-Mar-2021	157	0.06	1.308829	USD	9.42	0.00	0.00	0.00	0.00	-0.39	-0.51	11.82
Tyson Foods Inc. TSN:xnys	Cash Dividend	15-Mar-2021	15-Mar-2021	235	0.45	1.289472	USD	104.58	0.15	-15.69	0.00	0.00	0.00	-20.23	114.62
Invesco QQQ Trust, Series 1 QQQ:xnas	Cash Dividend	31-Dec-2020	31-Dec-2020	425	0.56	1.299786	USD	238.57	0.15	-35.79	0.00	0.00	0.00	-46.52	263.57
NetEase Inc. NTES:xnas	Cash Dividend	28-Dec-2020	18-Dec-2020	157	0.20	1.319251	USD	30.62	0.00	0.00	0.00	0.00	-0.39	-0.51	39.88
Tyson Foods Inc. TSN:xnys	Cash Dividend	14-Dec-2020	15-Dec-2020	235	0.45	1.327273	USD	104.58	0.15	-15.69	0.00	0.00	0.00	-20.82	117.98
Amgen Inc. AMGN:xnas	Cash Dividend	08-Dec-2020	08-Dec-2020	61	1.60	1.349681	USD	97.60	0.15	-14.64	0.00	0.00	0.00	-19.76	111.97
Starbucks Corp. SBUX:xnas	Cash Dividend	27-Nov-2020	27-Nov-2020	171	0.45	1.353542	USD	76.95	0.15	-11.54	0.00	0.00	0.00	-15.62	88.54
Comcast Corporation - Class A CMCSA:xnas	Cash Dividend	28-Oct-2020	28-Oct-2020	311	0.23	1.419754	USD	71.53	0.15	-10.73	0.00	0.00	0.00	-15.23	86.32
Sociedad Quimica y Minera de Chile SA SQM:xnys	Cash Dividend	19-Oct-2020	19-Oct-2020	424	0.37	1.414607	USD	157.84	0.35	-55.24	0.00	0.00	0.00	-78.14	145.14



<i>Instrument</i>	<i>Type</i>	<i>Posting Date</i>	<i>Pay Date</i>	<i>Holding</i>	<i>Dividend unit</i>	<i>Conversion Rate</i>	<i>Currency</i>	<i>Dividend amount</i>	<i>Withholding tax percent</i>	<i>Withholding tax amount</i>	<i>Residential tax percent</i>	<i>Residential tax amount</i>	<i>Fee amount</i>	<i>Total Tax (AUD)</i>	<i>Booked Amount (AUD)</i>
Tyson Foods Inc. TSN:xnys	Cash Dividend	15-Sep-2020	15-Sep-2020	219	0.42	1.369441	USD	91.98	0.15	-13.80	0.00	0.00	0.00	-18.90	107.06
Raytheon Technologies Corp. RTX:xnys	Cash Dividend	10-Sep-2020	10-Sep-2020	212	0.48	1.377863	USD	100.70	0.15	-15.11	0.00	0.00	0.00	-20.82	117.93
Invesco QQQ Trust, Series 1 QQQ:xnas	Cash Dividend	31-Jul-2020	31-Jul-2020	319	0.42	1.400042	USD	135.34	0.15	-20.30	0.00	0.00	0.00	-28.42	161.06
Comcast Corporation - Class A CMCSA:xnas	Cash Dividend	22-Jul-2020	22-Jul-2020	311	0.23	1.400468	USD	71.53	0.15	-10.73	0.00	0.00	0.00	-15.03	85.15
PulteGroup Inc. PHM:xnys	Cash Dividend	02-Jul-2020	02-Jul-2020	400	0.12	1.443801	USD	48.00	0.15	-7.20	0.00	0.00	0.00	-10.40	58.91

# 24200 - Contributions

2021 Financial Year

Preparer Jelly Cadiang

Reviewer Steven Lee

Status Completed

Account Code	Description	CY Balance	LY Balance	Change
GLOKAR00001A	(Contributions) Glover, Karen - Accumulation (Accumulation)	(\$13,892.70)	(\$11,047.04)	25.76%
<b>TOTAL</b>		<b>CY Balance</b>	<b>LY Balance</b>	
		(\$13,892.70)	(\$11,047.04)	

## Supporting Documents

- Contributions Breakdown Report [Report](#)

## Standard Checklist

- Attach copies of S290-170 notices (if necessary)
- Attach copy of Contributions Breakdown Report
- Attach SuperStream Contribution Data Report
- Check Fund is registered for SuperStream (if necessary)
- Ensure all Contributions have been allocated from Bank Accounts
- Ensure Work Test is satisfied if members are over 65

## Karen Glover Super Fund

# Contributions Breakdown Report

For The Period 01 July 2020 - 30 June 2021

### Summary

Member	D.O.B	Age (at 30/06/2020)	Total Super Balance (at 30/06/2020) *1	Concessional	Non-Concessional	Other	Reserves	Total
Glover, Karen	Provided	57	1,316,037.68	13,892.70	0.00	0.00	0.00	13,892.70
<b>All Members</b>				<b>13,892.70</b>	<b>0.00</b>	<b>0.00</b>	<b>0.00</b>	<b>13,892.70</b>

\*1 TSB can include information external to current fund's transaction records. The amount is per individual across all funds.

### Contribution Caps

Member	Contribution Type	Contributions	Cap	Current Position
Glover, Karen	Concessional	13,892.70	25,000.00	11,107.30 Below Cap
	Non-Concessional	0.00	100,000.00	100,000.00 Below Cap

### Carry Forward Unused Concessional Contribution Cap

Member	2016	2017	2018	2019	2020	2021	Current Position
Glover, Karen							
Concessional Contribution Cap	N/A	N/A	N/A	25,000.00	25,000.00	25,000.00	
Concessional Contribution	N/A	N/A	N/A	11,365.93	11,047.04	13,892.70	
Unused Concessional Contribution	N/A	N/A	N/A	13,634.07	13,952.96	11,107.30	
Cumulative Carry Forward Unused	N/A	N/A	N/A	0.00	0.00	0.00	
Maximum Cap Available	N/A	N/A	N/A	25,000.00	25,000.00	25,000.00	11,107.30 Below Cap
Total Super Balance	N/A	N/A	N/A	0.00	609,580.44	1,316,037.68	

### NCC Bring Forward Caps

Member	Bring Forward Cap	2018	2019	2020	2021	Total	Current Position
Glover, Karen	N/A	0.00	0.00	0.00	0.00	N/A	Bring Forward Not Triggered

**Glover, Karen**

Date	Transaction Description	Ledger Data				SuperStream Data					
		Contribution Type	Concessional	Non-Concession	Other	Reserves	Contribution	Employer	Concessional	Non-Concess	Other
09/07/2020	TRANSFER FROM QUICKSUPER QUICKSPR2730732670	Employer	433.73								
23/07/2020	TRANSFER FROM QUICKSUPER QUICKSPR2740534115	Employer	445.38								
06/08/2020	TRANSFER FROM QUICKSUPER QUICKSPR2750460835	Employer	410.60								
20/08/2020	TRANSFER FROM QUICKSUPER QUICKSPR2760548649	Employer	410.60								
03/09/2020	TRANSFER FROM QUICKSUPER QUICKSPR2770461109	Employer	413.11								
17/09/2020	TRANSFER FROM QUICKSUPER QUICKSPR2780384667	Employer	421.90								
01/10/2020	TRANSFER FROM QUICKSUPER QUICKSPR2790358717	Employer	421.90								
15/10/2020	TRANSFER FROM QUICKSUPER QUICKSPR2800203041	Employer	421.90								
29/10/2020	TRANSFER FROM QUICKSUPER QUICKSPR2810275366	Employer	421.90								
12/11/2020	TRANSFER FROM QUICKSUPER QUICKSPR2820888401	Employer	421.90								
26/11/2020	TRANSFER FROM QUICKSUPER QUICKSPR2831742807	Employer	421.90								
26/11/2020	TRANSFER FROM	Employer	150.00								

	SMARTSALARY 0011076130009060 10		
10/12/2020	TRANSFER FROM QUICKSUPER QUICKSPR2842753 118	Employer	421.90
10/12/2020	TRANSFER FROM SMARTSALARY 001123580009060 10	Employer	150.00
24/12/2020	TRANSFER FROM QUICKSUPER QUICKSPR2853316 303	Employer	441.31
24/12/2020	TRANSFER FROM SMARTSALARY 0011394280009060 10	Employer	150.00
07/01/2021	TRANSFER FROM QUICKSUPER QUICKSPR2861705 482	Employer	480.15
07/01/2021	TRANSFER FROM SMARTSALARY 0011522740009060 10	Employer	150.00
21/01/2021	TRANSFER FROM QUICKSUPER QUICKSPR2872250 951	Employer	480.15
21/01/2021	TRANSFER FROM SMARTSALARY 0011679480009060 10	Employer	150.00
04/02/2021	TRANSFER FROM QUICKSUPER QUICKSPR2882766 400	Employer	465.71
04/02/2021	TRANSFER FROM SMARTSALARY 0011832630009060 10	Employer	150.00
18/02/2021	TRANSFER FROM QUICKSUPER QUICKSPR2893787 901	Employer	421.90
18/02/2021	TRANSFER FROM SMARTSALARY	Employer	150.00

6010

04/03/2021	TRANSFER FROM QUICKSUPER QUICKSPR2905421 981	Employer	443.74
04/03/2021	TRANSFER FROM SMARTSALARY 0012165900009060 10	Employer	150.00
18/03/2021	TRANSFER FROM QUICKSUPER QUICKSPR2916866 370	Employer	421.90
18/03/2021	TRANSFER FROM SMARTSALARY 0012329940009060 10	Employer	150.00
01/04/2021	TRANSFER FROM QUICKSUPER QUICKSPR2928089 473	Employer	454.26
01/04/2021	TRANSFER FROM SMARTSALARY 0012495340009060 10	Employer	150.00
15/04/2021	TRANSFER FROM QUICKSUPER QUICKSPR2938569 874	Employer	451.02
15/04/2021	TRANSFER FROM SMARTSALARY 0012635510009060 10	Employer	150.00
29/04/2021	TRANSFER FROM QUICKSUPER QUICKSPR2949775 937	Employer	421.89
29/04/2021	TRANSFER FROM SMARTSALARY 0012797350009060 10	Employer	150.00
13/05/2021	TRANSFER FROM QUICKSUPER QUICKSPR2961462 667	Employer	474.67
13/05/2021	TRANSFER FROM SMARTSALARY 0012969310009060 10	Employer	150.00

27/05/2021	TRANSFER FROM QUICKSUPER QUICKSPR2972133 223	Employer	489.76				
27/05/2021	TRANSFER FROM SMARTSALARY 0013126360009060 10	Employer	150.00				
10/06/2021	TRANSFER FROM QUICKSUPER QUICKSPR2982212 030	Employer	489.76				
10/06/2021	TRANSFER FROM SMARTSALARY 0013297520009060 10	Employer	150.00				
24/06/2021	TRANSFER FROM QUICKSUPER QUICKSPR2992012 913	Employer	489.76				
24/06/2021	TRANSFER FROM SMARTSALARY 0013466970009060 10	Employer	150.00				
<b>Total - Glover, Karen</b>			<b>13,892.70</b>	<b>0.00</b>	<b>0.00</b>	<b>0.00</b>	<b>0.00</b>
<b>Total for All Members</b>			<b>13,892.70</b>	<b>0.00</b>	<b>0.00</b>	<b>0.00</b>	<b>0.00</b>

# 24602 - Forex Gains/(Losses) - Unrealised

2021 Financial Year

Preparer Jelly Cadiang

Reviewer Steven Lee

Status Completed

Account Code	Description	CY Balance	LY Balance	Change
24602	Forex Gains/(Losses) - Unrealised	\$15,827.51	(\$7,935.02)	(299.46)%
<b>TOTAL</b>		<b>CY Balance</b>	<b>LY Balance</b>	
		\$15,827.51	(\$7,935.02)	

## Supporting Documents

- General Ledger [Report](#)

## Standard Checklist

- Attach all supporting Documentation
- Has the Fund received any non-arm's length income? If so, it may be taxed at 47%



# Karen Glover Super Fund General Ledger

As at 30 June 2021

Transaction Date	Description	Units	Debit	Credit	Balance \$
<b>Forex Gains/(Losses) - Unrealised (24602)</b>					
<u>Forex Gains/(Losses) - Unrealised (24602)</u>					
30/06/2021	Forex Loss		15,827.51		15,827.51 DR
			<b>15,827.51</b>		<b>15,827.51 DR</b>

**Total Debits: 15,827.51**

**Total Credits: 0.00**

# 24700 - Changes in Market Values of Investments

2021 Financial Year

Preparer Jelly Cadiang

Reviewer Steven Lee

Status Completed

Account Code	Description	CY Balance	LY Balance	Change
24700	Changes in Market Values of Investments	(\$73,750.11)	(\$29,899.66)	146.66%
<b>TOTAL</b>		<b>CY Balance</b>	<b>LY Balance</b>	
		(\$73,750.11)	(\$29,899.66)	

## Supporting Documents

- [Net Capital Gains Reconciliation Report](#)
- [Market Movement Report](#)
- [Realised Capital Gain Report Report](#)
- [ClosedPositions\\_8865342\\_USD.pdf 24700](#)
- [TPG ATO Ruling.pdf 24700](#)
- [TradesExecuted\\_8865342\\_2020-07-01\\_2021-06-30.pdf 24700](#)
- [ClosedPositions\\_8865342\\_AUD.pdf 24700](#)

## Standard Checklist

- Attach copies of Source Documentation (Contract Notes, Broker Statements, Chess Statements, Contracts of Sale, Managed Fund Statements etc)
- Attach copy of Market Movement report
- Attach copy of Net Capital Gains Reconciliation
- Attach copy of Realised Capital Gain Report
- Ensure all Asset Disposals have been entered
- Ensure all Market Values have been entered for June 30
- Ensure all Tax Deferred Distributions have been entered

# Karen Glover Super Fund

## Market Movement Report

As at 30 June 2021

Investment	Date	Description	Unrealised				Realised			Total
			Units	Accounting Cost Movement	Market Movement	Depreciation	Balance	Consideration	Accounting Cost Base	
AAXN.NDQ1 - Axon Enterprise Inc										
	02/10/2020	Purchase	144.00	18,872.98	0.00	0.00	18,872.98	0.00	0.00	0.00
	04/11/2020	Disposal	(144.00)	(18,872.98)	0.00	0.00	0.00	20,862.39	18,872.98	1,989.41
	<b>30/06/2021</b>		<b>0.00</b>	<b>0.00</b>	<b>0.00</b>	<b>0.00</b>	<b>0.00</b>	<b>20,862.39</b>	<b>18,872.98</b>	<b>1,989.41</b>
ALL.AX - Aristocrat Leisure Limited										
	01/07/2020	Opening Balance	0.00	0.00	0.00	0.00	0.00	0.00	0.00	0.00
	06/11/2020	Purchase	444.00	14,410.01	0.00	0.00	14,410.01	0.00	0.00	0.00
	19/01/2021	Disposal	(444.00)	(14,410.01)	0.00	0.00	0.00	12,764.05	14,410.01	(1,645.96)
	03/02/2021	Purchase	368.00	12,035.50	0.00	0.00	12,035.50	0.00	0.00	0.00
	01/03/2021	Disposal	(368.00)	(12,035.50)	0.00	0.00	0.00	11,002.08	12,035.50	(1,033.42)
	<b>30/06/2021</b>		<b>0.00</b>	<b>0.00</b>	<b>0.00</b>	<b>0.00</b>	<b>0.00</b>	<b>23,766.13</b>	<b>26,445.51</b>	<b>(2,679.38)</b>
AMGN.NDQ2 - AMGEN Inc.										
	01/07/2020	Opening Balance	0.00	0.00	0.00	0.00	0.00	0.00	0.00	0.00
	05/11/2020	Purchase	61.00	19,913.41	0.00	0.00	19,913.41	0.00	0.00	0.00
	03/02/2021	Disposal	(61.00)	(19,913.41)	0.00	0.00	0.00	18,587.04	19,913.41	(1,326.37)
	<b>30/06/2021</b>		<b>0.00</b>	<b>0.00</b>	<b>0.00</b>	<b>0.00</b>	<b>0.00</b>	<b>18,587.04</b>	<b>19,913.41</b>	<b>(1,326.37)</b>
AMZN.NDQ7 - Amazon.com Inc.										
	01/07/2020	Opening Balance	0.00	0.00	0.00	0.00	0.00	0.00	0.00	0.00
	02/10/2020	Purchase	4.00	17,673.78	0.00	0.00	17,673.78	0.00	0.00	0.00
	04/03/2021	Disposal	(4.00)	(17,673.78)	0.00	0.00	0.00	15,459.37	17,673.78	(2,214.41)
	<b>30/06/2021</b>		<b>0.00</b>	<b>0.00</b>	<b>0.00</b>	<b>0.00</b>	<b>0.00</b>	<b>15,459.37</b>	<b>17,673.78</b>	<b>(2,214.41)</b>
ANZ.AX - Australia And New Zealand Banking Group Limited										
	01/07/2020	Opening Balance	0.00	0.00	0.00	0.00	0.00	0.00	0.00	0.00
	15/06/2021	Purchase	440.00	12,417.56	0.00	0.00	12,417.56	0.00	0.00	0.00
	30/06/2021	Revaluation	0.00	0.00	(31.56)	0.00	12,386.00	0.00	0.00	0.00
	<b>30/06/2021</b>		<b>440.00</b>	<b>12,417.56</b>	<b>(31.56)</b>	<b>0.00</b>	<b>12,386.00</b>	<b>0.00</b>	<b>0.00</b>	<b>0.00</b>
BHP.AX - BHP Group Limited										
	01/07/2020	Opening Balance	310.00	0.00	0.00	0.00	11,104.20	0.00	0.00	0.00
	08/09/2020	Disposal	(310.00)	(10,796.31)	0.00	0.00	307.89	11,565.76	10,796.31	769.45
	08/09/2020	Writeback	0.00	0.00	(307.89)	0.00	0.00	0.00	0.00	0.00
	17/03/2021	Purchase	481.00	22,316.33	0.00	0.00	22,316.33	0.00	0.00	0.00
	19/03/2021	Disposal	(200.00)	(9,279.14)	0.00	0.00	13,037.19	9,014.31	9,279.14	(264.83)
	15/06/2021	Purchase	264.00	12,988.23	0.00	0.00	26,025.42	0.00	0.00	0.00
	21/06/2021	Disposal	(545.00)	(26,025.42)	0.00	0.00	0.00	24,952.67	26,025.42	(1,072.75)

# Karen Glover Super Fund

## Market Movement Report

As at 30 June 2021

Investment	Date	Description	Unrealised				Realised			Total
			Units	Accounting Cost Movement	Market Movement	Depreciation	Balance	Consideration	Accounting Cost Base	
	<b>30/06/2021</b>		<b>0.00</b>	<b>(10,796.31)</b>	<b>(307.89)</b>	<b>0.00</b>	<b>0.00</b>	<b>45,532.74</b>	<b>46,100.87</b>	<b>(568.13)</b>
BIIB.NDQ - Biogen Inc										
	01/07/2020	Opening Balance	0.00	0.00	0.00	0.00	0.00	0.00	0.00	0.00
	10/08/2020	Purchase	46.00	19,787.75	0.00	0.00	19,787.75	0.00	0.00	0.00
	27/10/2020	Disposal	(46.00)	(19,787.75)	0.00	0.00	0.00	16,516.20	19,787.75	(3,271.55)
	05/11/2020	Purchase	39.00	18,847.59	0.00	0.00	18,847.59	0.00	0.00	0.00
	12/11/2020	Disposal	(39.00)	(18,847.59)	0.00	0.00	0.00	13,117.57	18,847.59	(5,730.02)
	16/03/2021	Purchase	65.00	21,965.12	0.00	0.00	21,965.12	0.00	0.00	0.00
	30/06/2021	Revaluation	0.00	0.00	7,973.09	0.00	29,938.21	0.00	0.00	0.00
	<b>30/06/2021</b>		<b>65.00</b>	<b>21,965.12</b>	<b>7,973.09</b>	<b>0.00</b>	<b>29,938.21</b>	<b>29,633.77</b>	<b>38,635.34</b>	<b>(9,001.57)</b>
BSX.NYE2 - Boston Scientific Corp.										
	01/07/2020	Opening Balance	0.00	0.00	0.00	0.00	0.00	0.00	0.00	0.00
	31/08/2020	Purchase	349.00	19,441.76	0.00	0.00	19,441.76	0.00	0.00	0.00
	24/09/2020	Disposal	(349.00)	(19,441.76)	0.00	0.00	0.00	18,536.84	19,441.76	(904.92)
	<b>30/06/2021</b>		<b>0.00</b>	<b>0.00</b>	<b>0.00</b>	<b>0.00</b>	<b>0.00</b>	<b>18,536.84</b>	<b>19,441.76</b>	<b>(904.92)</b>
CMCSA.NDQ1 - Comcast Corp - Ordinary Shares - Class A										
	01/07/2020	Opening Balance	311.00	0.00	0.00	0.00	17,663.96	0.00	0.00	0.00
	04/11/2020	Disposal	(311.00)	(18,400.12)	0.00	0.00	(736.16)	19,363.86	18,400.12	963.74
	04/11/2020	Writeback	0.00	0.00	736.16	0.00	0.00	0.00	0.00	0.00
	<b>30/06/2021</b>		<b>0.00</b>	<b>(18,400.12)</b>	<b>736.16</b>	<b>0.00</b>	<b>0.00</b>	<b>19,363.86</b>	<b>18,400.12</b>	<b>963.74</b>
COH.AX - Cochlear Limited										
	01/07/2020	Opening Balance	0.00	0.00	0.00	0.00	0.00	0.00	0.00	0.00
	07/07/2020	Purchase	55.00	11,133.97	0.00	0.00	11,133.97	0.00	0.00	0.00
	15/12/2020	Disposal	(55.00)	(11,133.97)	0.00	0.00	0.00	10,799.17	11,133.97	(334.80)
	<b>30/06/2021</b>		<b>0.00</b>	<b>0.00</b>	<b>0.00</b>	<b>0.00</b>	<b>0.00</b>	<b>10,799.17</b>	<b>11,133.97</b>	<b>(334.80)</b>
CPU.AX - Computershare Limited.										
	17/03/2021	Purchase	1,507.00	22,577.16	0.00	0.00	22,577.16	0.00	0.00	0.00
	19/03/2021	Disposal	(750.00)	(11,236.14)	0.00	0.00	11,341.02	11,203.86	11,236.14	(32.28)
	03/05/2021	Disposal	(757.00)	(11,341.02)	0.00	0.00	0.00	10,552.02	11,341.02	(789.00)
	<b>30/06/2021</b>		<b>0.00</b>	<b>0.00</b>	<b>0.00</b>	<b>0.00</b>	<b>0.00</b>	<b>21,755.88</b>	<b>22,577.16</b>	<b>(821.28)</b>

Karen Glover Super Fund

# Market Movement Report

As at 30 June 2021

Investment	Date	Description	Unrealised				Realised			Total
			Units	Accounting Cost Movement	Market Movement	Depreciation	Balance	Consideration	Accounting Cost Base	
CPUR.AX - Computershare Limited.										
	31/03/2021	Renounceable Rights Issue	87.00	0.00	0.00	0.00	0.00			
	04/05/2021	Renounceable Rights Issue	(87.00)	0.00	0.00	0.00	0.00	86.00	0.00	86.00
	<b>30/06/2021</b>		<b>0.00</b>	<b>0.00</b>	<b>0.00</b>	<b>0.00</b>	<b>0.00</b>	<b>86.00</b>	<b>0.00</b>	<b>86.00</b>
CRM.NYE4 - Salesforce Inc										
	03/02/2021	Purchase	51.00	15,753.83	0.00	0.00	15,753.83	0.00	0.00	0.00
	01/03/2021	Disposal	(51.00)	(15,753.83)	0.00	0.00	0.00	14,469.97	15,753.83	(1,283.86)
	<b>30/06/2021</b>		<b>0.00</b>	<b>0.00</b>	<b>0.00</b>	<b>0.00</b>	<b>0.00</b>	<b>14,469.97</b>	<b>15,753.83</b>	<b>(1,283.86)</b>
CSR.AX - CSR Limited										
	01/07/2020	Opening Balance	0.00	0.00	0.00	0.00	0.00	0.00	0.00	0.00
	22/09/2020	Purchase	2,648.00	11,024.16	0.00	0.00	11,024.16	0.00	0.00	0.00
	30/06/2021	Revaluation	0.00	0.00	4,228.32	0.00	15,252.48	0.00	0.00	0.00
	<b>30/06/2021</b>		<b>2,648.00</b>	<b>11,024.16</b>	<b>4,228.32</b>	<b>0.00</b>	<b>15,252.48</b>	<b>0.00</b>	<b>0.00</b>	<b>0.00</b>
EDV.AX - Endeavour Group Limited										
	30/06/2021	Demerger	295.00	1,700.84	0.00	0.00	1,700.84			
	30/06/2021	Revaluation	0.00	0.00	154.71	0.00	1,855.55	0.00	0.00	0.00
	<b>30/06/2021</b>		<b>295.00</b>	<b>1,700.84</b>	<b>154.71</b>	<b>0.00</b>	<b>1,855.55</b>	<b>0.00</b>	<b>0.00</b>	<b>0.00</b>
FDX.NYE - Fedex Corp										
	01/07/2020	Opening Balance	0.00	0.00	0.00	0.00	0.00	0.00	0.00	0.00
	15/03/2021	Purchase	83.00	29,047.30	0.00	0.00	29,047.30	0.00	0.00	0.00
	30/06/2021	Revaluation	0.00	0.00	3,888.84	0.00	32,936.14	0.00	0.00	0.00
	<b>30/06/2021</b>		<b>83.00</b>	<b>29,047.30</b>	<b>3,888.84</b>	<b>0.00</b>	<b>32,936.14</b>	<b>0.00</b>	<b>0.00</b>	<b>0.00</b>
FLT.AX - Flight Centre Travel Group Limited										
	01/07/2020	Opening Balance	0.00	0.00	0.00	0.00	0.00	0.00	0.00	0.00
	06/11/2020	Purchase	832.00	11,740.23	0.00	0.00	11,740.23	0.00	0.00	0.00
	22/12/2020	Disposal	(832.00)	(11,740.23)	0.00	0.00	0.00	12,686.54	11,740.23	946.31
	23/02/2021	Purchase	762.00	12,603.11	0.00	0.00	12,603.11	0.00	0.00	0.00
	03/05/2021	Disposal	(762.00)	(12,603.11)	0.00	0.00	0.00	12,647.07	12,603.11	43.96
	<b>30/06/2021</b>		<b>0.00</b>	<b>0.00</b>	<b>0.00</b>	<b>0.00</b>	<b>0.00</b>	<b>25,333.61</b>	<b>24,343.34</b>	<b>990.27</b>
FMG.AX - Fortescue Metals Group Ltd										
	01/07/2020	Opening Balance	0.00	0.00	0.00	0.00	0.00	0.00	0.00	0.00
	21/06/2021	Purchase	540.00	11,954.00	0.00	0.00	11,954.00	0.00	0.00	0.00
	30/06/2021	Revaluation	0.00	0.00	649.60	0.00	12,603.60	0.00	0.00	0.00

Karen Glover Super Fund

# Market Movement Report

As at 30 June 2021

Investment	Date	Description	Unrealised				Realised			Total
			Units	Accounting Cost Movement	Market Movement	Depreciation	Balance	Consideration	Accounting Cost Base	
	<b>30/06/2021</b>		<b>540.00</b>	<b>11,954.00</b>	<b>649.60</b>	<b>0.00</b>	<b>12,603.60</b>	<b>0.00</b>	<b>0.00</b>	<b>0.00</b>
FPH.AX - Fisher & Paykel Healthcare Corporation Limited										
	01/12/2020	Purchase	363.00	12,420.53	0.00	0.00	12,420.53	0.00	0.00	0.00
	18/01/2021	Disposal	(363.00)	(12,420.53)	0.00	0.00	0.00	10,482.63	12,420.53	(1,937.90)
	16/03/2021	Purchase	802.00	22,874.60	0.00	0.00	22,874.60	0.00	0.00	0.00
	20/05/2021	Disposal	(802.00)	(22,874.60)	0.00	0.00	0.00	24,161.68	22,874.60	1,287.08
	30/06/2021	Purchase	440.00	12,791.74	0.00	0.00	12,791.74	0.00	0.00	0.00
	30/06/2021	Revaluation	0.00	0.00	(66.94)	0.00	12,724.80	0.00	0.00	0.00
	<b>30/06/2021</b>		<b>440.00</b>	<b>12,791.74</b>	<b>(66.94)</b>	<b>0.00</b>	<b>12,724.80</b>	<b>34,644.31</b>	<b>35,295.13</b>	<b>(650.82)</b>
HAE.NYE2 - Haemonetics Corp.										
	14/08/2020	Purchase	168.00	19,722.16	0.00	0.00	19,722.16	0.00	0.00	0.00
	20/04/2021	Disposal	(168.00)	(19,722.16)	0.00	0.00	0.00	15,277.79	19,722.16	(4,444.37)
	14/06/2021	Purchase	279.00	21,679.58	0.00	0.00	21,679.58	0.00	0.00	0.00
	30/06/2021	Revaluation	0.00	0.00	3,051.15	0.00	24,730.73	0.00	0.00	0.00
	<b>30/06/2021</b>		<b>279.00</b>	<b>21,679.58</b>	<b>3,051.15</b>	<b>0.00</b>	<b>24,730.73</b>	<b>15,277.79</b>	<b>19,722.16</b>	<b>(4,444.37)</b>
IJH.ARCX - BlackRock Institutional Trust Company N.A. - iShares Core S&P Mid-Cap ETF										
	30/07/2020	Purchase	777.00	201,950.71	0.00	0.00	201,950.71	0.00	0.00	0.00
	09/09/2020	Disposal	(777.00)	(201,950.71)	0.00	0.00	0.00	201,029.25	201,950.71	(921.46)
	<b>30/06/2021</b>		<b>0.00</b>	<b>0.00</b>	<b>0.00</b>	<b>0.00</b>	<b>0.00</b>	<b>201,029.25</b>	<b>201,950.71</b>	<b>(921.46)</b>
IJH.AX - Ishares S&p Mid-cap Etf										
	01/07/2020	Opening Balance	0.00	0.00	0.00	0.00	0.00	0.00	0.00	0.00
	05/08/2020	Purchase	402.00	106,262.02	0.00	0.00	106,262.02	0.00	0.00	0.00
	22/09/2020	Disposal	(402.00)	(106,262.02)	0.00	0.00	0.00	101,009.08	106,262.02	(5,252.94)
	30/09/2020	Purchase	383.00	99,618.35	0.00	0.00	99,618.35	0.00	0.00	0.00
	30/06/2021	Revaluation	0.00	0.00	37,813.54	0.00	137,431.89	0.00	0.00	0.00
	<b>30/06/2021</b>		<b>383.00</b>	<b>99,618.35</b>	<b>37,813.54</b>	<b>0.00</b>	<b>137,431.89</b>	<b>101,009.08</b>	<b>106,262.02</b>	<b>(5,252.94)</b>
ILMN.NDQ3 - Illumina Inc										
	01/10/2020	Purchase	44.00	19,162.09	0.00	0.00	19,162.09	0.00	0.00	0.00
	05/03/2021	Disposal	(44.00)	(19,162.09)	0.00	0.00	0.00	22,942.11	19,162.09	3,780.02
	<b>30/06/2021</b>		<b>0.00</b>	<b>0.00</b>	<b>0.00</b>	<b>0.00</b>	<b>0.00</b>	<b>22,942.11</b>	<b>19,162.09</b>	<b>3,780.02</b>

# Karen Glover Super Fund

## Market Movement Report

As at 30 June 2021

Investment	Date	Description	Unrealised				Realised			Total
			Units	Accounting Cost Movement	Market Movement	Depreciation	Balance	Consideration	Accounting Cost Base	
JBH.AX - Jb Hi-fi Limited										
	01/07/2020	Opening Balance	0.00	0.00	0.00	0.00	0.00	0.00	0.00	0.00
	21/12/2020	Purchase	248.00	12,013.72	0.00	0.00	12,013.72	0.00	0.00	0.00
	25/02/2021	Disposal	(248.00)	(12,013.72)	0.00	0.00	0.00	11,349.65	12,013.72	(664.07)
	<b>30/06/2021</b>		<b>0.00</b>	<b>0.00</b>	<b>0.00</b>	<b>0.00</b>	<b>0.00</b>	<b>11,349.65</b>	<b>12,013.72</b>	<b>(664.07)</b>
MS.NYE2 - Morgan Stanley										
	01/07/2020	Opening Balance	0.00	0.00	0.00	0.00	0.00	0.00	0.00	0.00
	30/06/2021	Purchase	220.00	26,407.94	0.00	0.00	26,407.94	0.00	0.00	0.00
	30/06/2021	Revaluation	0.00	0.00	423.39	0.00	26,831.33	0.00	0.00	0.00
	<b>30/06/2021</b>		<b>220.00</b>	<b>26,407.94</b>	<b>423.39</b>	<b>0.00</b>	<b>26,831.33</b>	<b>0.00</b>	<b>0.00</b>	<b>0.00</b>
MU.NDQ6 - Micron Technology Inc.										
	01/07/2020	Opening Balance	279.00	0.00	0.00	0.00	20,944.31	0.00	0.00	0.00
	25/08/2020	Disposal	(279.00)	(20,312.08)	0.00	0.00	632.23	17,425.87	20,312.08	(2,886.21)
	25/08/2020	Writeback	0.00	0.00	(632.23)	0.00	0.00	0.00	0.00	0.00
	17/09/2020	Purchase	287.00	19,391.38	0.00	0.00	19,391.38	0.00	0.00	0.00
	13/05/2021	Disposal	(287.00)	(19,391.38)	0.00	0.00	0.00	28,984.82	19,391.38	9,593.44
	<b>30/06/2021</b>		<b>0.00</b>	<b>(20,312.08)</b>	<b>(632.23)</b>	<b>0.00</b>	<b>0.00</b>	<b>46,410.69</b>	<b>39,703.46</b>	<b>6,707.23</b>
NAB.AX - National Australia Bank Limited										
	01/07/2020	Opening Balance	0.00	0.00	0.00	0.00	0.00	0.00	0.00	0.00
	17/08/2020	Purchase	619.00	11,132.00	0.00	0.00	11,132.00	0.00	0.00	0.00
	08/09/2020	Disposal	(619.00)	(11,132.00)	0.00	0.00	0.00	10,975.16	11,132.00	(156.84)
	11/01/2021	Purchase	512.00	11,928.53	0.00	0.00	11,928.53	0.00	0.00	0.00
	28/06/2021	Disposal	(512.00)	(11,928.53)	0.00	0.00	0.00	13,358.02	11,928.53	1,429.49
	<b>30/06/2021</b>		<b>0.00</b>	<b>0.00</b>	<b>0.00</b>	<b>0.00</b>	<b>0.00</b>	<b>24,333.18</b>	<b>23,060.53</b>	<b>1,272.65</b>
NCM.AX - Newcrest Mining Limited										
	01/07/2020	Opening Balance	361.00	0.00	0.00	0.00	11,382.33	0.00	0.00	0.00
	26/08/2020	Disposal	(361.00)	(11,257.42)	0.00	0.00	124.91	11,507.03	11,257.42	249.61
	26/08/2020	Writeback	0.00	0.00	(124.91)	0.00	0.00	0.00	0.00	0.00
	<b>30/06/2021</b>		<b>0.00</b>	<b>(11,257.42)</b>	<b>(124.91)</b>	<b>0.00</b>	<b>0.00</b>	<b>11,507.03</b>	<b>11,257.42</b>	<b>249.61</b>
NTES.NDQ1 - NetEase Inc - ADR										
	24/11/2020	Purchase	157.00	20,827.74	0.00	0.00	20,827.74	0.00	0.00	0.00
	23/06/2021	Disposal	(157.00)	(20,827.74)	0.00	0.00	0.00	22,095.49	20,827.74	1,267.75
	<b>30/06/2021</b>		<b>0.00</b>	<b>0.00</b>	<b>0.00</b>	<b>0.00</b>	<b>0.00</b>	<b>22,095.49</b>	<b>20,827.74</b>	<b>1,267.75</b>

# Karen Glover Super Fund

## Market Movement Report

As at 30 June 2021

Investment	Date	Description	Unrealised				Realised			Total
			Units	Accounting Cost Movement	Market Movement	Depreciation	Balance	Consideration	Accounting Cost Base	
NVDA.NDQ5 - NVIDIA Corp										
	01/07/2020	Opening Balance	0.00	0.00	0.00	0.00	0.00	0.00	0.00	0.00
	03/02/2021	Purchase	22.00	15,761.20	0.00	0.00	15,761.20	0.00	0.00	0.00
	04/03/2021	Disposal	(22.00)	(15,761.20)	0.00	0.00	0.00	14,443.81	15,761.20	(1,317.39)
	<b>30/06/2021</b>		<b>0.00</b>	<b>0.00</b>	<b>0.00</b>	<b>0.00</b>	<b>0.00</b>	<b>14,443.81</b>	<b>15,761.20</b>	<b>(1,317.39)</b>
PHM.NYE1 - PulteGroup Inc										
	01/07/2020	Opening Balance	400.00	0.00	0.00	0.00	19,833.88	0.00	0.00	0.00
	04/09/2020	Disposal	(400.00)	(21,627.33)	0.00	0.00	(1,793.45)	24,567.37	21,627.33	2,940.04
	04/09/2020	Writeback	0.00	0.00	1,793.45	0.00	0.00	0.00	0.00	0.00
	<b>30/06/2021</b>		<b>0.00</b>	<b>(21,627.33)</b>	<b>1,793.45</b>	<b>0.00</b>	<b>0.00</b>	<b>24,567.37</b>	<b>21,627.33</b>	<b>2,940.04</b>
QAN.AX - Qantas Airways Limited										
	30/06/2021	Purchase	3,000.00	14,005.78	0.00	0.00	14,005.78	0.00	0.00	0.00
	30/06/2021	Revaluation	0.00	0.00	(25.78)	0.00	13,980.00	0.00	0.00	0.00
	<b>30/06/2021</b>		<b>3,000.00</b>	<b>14,005.78</b>	<b>(25.78)</b>	<b>0.00</b>	<b>13,980.00</b>	<b>0.00</b>	<b>0.00</b>	<b>0.00</b>
QCOM.NDQ10 - Qualcomm, Inc.										
	14/06/2021	Purchase	124.00	21,651.97	0.00	0.00	21,651.97	0.00	0.00	0.00
	30/06/2021	Revaluation	0.00	0.00	1,922.55	0.00	23,574.52	0.00	0.00	0.00
	<b>30/06/2021</b>		<b>124.00</b>	<b>21,651.97</b>	<b>1,922.55</b>	<b>0.00</b>	<b>23,574.52</b>	<b>0.00</b>	<b>0.00</b>	<b>0.00</b>
QQQ.NDQ2 - Invesco Capital Management LLC - Invesco QQQ Trust Series 1										
	01/07/2020	Opening Balance	0.00	0.00	0.00	0.00	0.00	0.00	0.00	0.00
	27/11/2020	Purchase	425.00	172,027.80	0.00	0.00	172,027.80	0.00	0.00	0.00
	05/03/2021	Disposal	(425.00)	(172,027.80)	0.00	0.00	0.00	169,103.33	172,027.80	(2,924.47)
	06/04/2021	Purchase	400.00	173,097.02	0.00	0.00	173,097.02	0.00	0.00	0.00
	30/06/2021	Revaluation	0.00	0.00	15,479.74	0.00	188,576.76	0.00	0.00	0.00
	<b>30/06/2021</b>		<b>400.00</b>	<b>173,097.02</b>	<b>15,479.74</b>	<b>0.00</b>	<b>188,576.76</b>	<b>169,103.33</b>	<b>172,027.80</b>	<b>(2,924.47)</b>
REA.AX - REA Group Ltd										
	01/07/2020	Opening Balance	110.00	0.00	0.00	0.00	11,866.80	0.00	0.00	0.00
	01/03/2021	Disposal	(110.00)	(10,568.13)	0.00	0.00	1,298.67	14,576.97	10,568.13	4,008.84
	01/03/2021	Writeback	0.00	0.00	(1,298.67)	0.00	0.00	0.00	0.00	0.00
	<b>30/06/2021</b>		<b>0.00</b>	<b>(10,568.13)</b>	<b>(1,298.67)</b>	<b>0.00</b>	<b>0.00</b>	<b>14,576.97</b>	<b>10,568.13</b>	<b>4,008.84</b>



# Karen Glover Super Fund

## Market Movement Report

As at 30 June 2021

Investment	Date	Description	Unrealised				Realised			Total
			Units	Accounting Cost Movement	Market Movement	Depreciation	Balance	Consideration	Accounting Cost Base	
RHC.AX - Ramsay Health Care Limited										
	01/07/2020	Opening Balance	157.00	0.00	0.00	0.00	10,443.64	0.00	0.00	0.00
	07/01/2021	Disposal	(157.00)	(9,780.94)	0.00	0.00	662.70	9,487.67	9,780.94	(293.27)
	07/01/2021	Writeback	0.00	0.00	(662.70)	0.00	0.00	0.00	0.00	0.00
	21/06/2021	Purchase	200.00	12,809.86	0.00	0.00	12,809.86	0.00	0.00	0.00
	30/06/2021	Revaluation	0.00	0.00	(219.86)	0.00	12,590.00	0.00	0.00	0.00
	<b>30/06/2021</b>		<b>200.00</b>	<b>3,028.92</b>	<b>(882.56)</b>	<b>0.00</b>	<b>12,590.00</b>	<b>9,487.67</b>	<b>9,780.94</b>	<b>(293.27)</b>
RIO.AX - RIO Tinto Limited										
	01/07/2020	Opening Balance	118.00	0.00	0.00	0.00	11,559.28	0.00	0.00	0.00
	28/10/2020	Disposal	(118.00)	(10,981.27)	0.00	0.00	578.01	10,854.72	10,981.27	(126.55)
	28/10/2020	Writeback	0.00	0.00	(578.01)	0.00	0.00	0.00	0.00	0.00
	<b>30/06/2021</b>		<b>0.00</b>	<b>(10,981.27)</b>	<b>(578.01)</b>	<b>0.00</b>	<b>0.00</b>	<b>10,854.72</b>	<b>10,981.27</b>	<b>(126.55)</b>
RTX.NYE - Raytheon Technologies Corporation										
	01/07/2020	Opening Balance	212.00	0.00	0.00	0.00	19,034.59	0.00	0.00	0.00
	25/09/2020	Disposal	(212.00)	(21,853.34)	0.00	0.00	(2,818.75)	17,062.36	21,853.34	(4,790.98)
	25/09/2020	Writeback	0.00	0.00	2,818.75	0.00	0.00	0.00	0.00	0.00
	<b>30/06/2021</b>		<b>0.00</b>	<b>(21,853.34)</b>	<b>2,818.75</b>	<b>0.00</b>	<b>0.00</b>	<b>17,062.36</b>	<b>21,853.34</b>	<b>(4,790.98)</b>
SBUX.NDQ1 - Starbucks Corp.										
	01/07/2020	Opening Balance	0.00	0.00	0.00	0.00	0.00	0.00	0.00	0.00
	26/08/2020	Purchase	171.00	19,607.52	0.00	0.00	19,607.52	0.00	0.00	0.00
	28/01/2021	Disposal	(171.00)	(19,607.52)	0.00	0.00	0.00	22,201.85	19,607.52	2,594.33
	16/03/2021	Purchase	157.00	22,428.63	0.00	0.00	22,428.63	0.00	0.00	0.00
	30/06/2021	Revaluation	0.00	0.00	920.90	0.00	23,349.53	0.00	0.00	0.00
	<b>30/06/2021</b>		<b>157.00</b>	<b>22,428.63</b>	<b>920.90</b>	<b>0.00</b>	<b>23,349.53</b>	<b>22,201.85</b>	<b>19,607.52</b>	<b>2,594.33</b>
SEK.AX - Seek Limited										
	30/09/2020	Purchase	519.00	11,125.54	0.00	0.00	11,125.54	0.00	0.00	0.00
	02/11/2020	Disposal	(519.00)	(11,125.54)	0.00	0.00	0.00	10,667.61	11,125.54	(457.93)
	15/06/2021	Purchase	400.00	12,769.82	0.00	0.00	12,769.82	0.00	0.00	0.00
	30/06/2021	Revaluation	0.00	0.00	486.18	0.00	13,256.00	0.00	0.00	0.00
	<b>30/06/2021</b>		<b>400.00</b>	<b>12,769.82</b>	<b>486.18</b>	<b>0.00</b>	<b>13,256.00</b>	<b>10,667.61</b>	<b>11,125.54</b>	<b>(457.93)</b>
SQM.NYE2 - Sociedad Quimica Y Minera de Chile S.A. - ADR										
	01/10/2020	Purchase	424.00	19,538.43	0.00	0.00	19,538.43	0.00	0.00	0.00
	18/05/2021	Disposal	(424.00)	(19,538.43)	0.00	0.00	0.00	25,464.49	19,538.43	5,926.06

Karen Glover Super Fund

# Market Movement Report

As at 30 June 2021

Investment	Date	Description	Unrealised				Realised			Total
			Units	Accounting Cost Movement	Market Movement	Depreciation	Balance	Consideration	Accounting Cost Base	
	<b>30/06/2021</b>		<b>0.00</b>	<b>0.00</b>	<b>0.00</b>	<b>0.00</b>	<b>0.00</b>	<b>25,464.49</b>	<b>19,538.43</b>	<b>5,926.06</b>
SQM_R - SQM_R:xnys Sociedad Quimica Minera d Chile										
	29/03/2021	Purchase	79.00	0.00	0.00	0.00	0.00	0.00	0.00	0.00
	16/04/2021	Disposal	(79.00)	0.00	0.00	0.00	0.00	390.33	0.00	390.33
	<b>30/06/2021</b>		<b>0.00</b>	<b>0.00</b>	<b>0.00</b>	<b>0.00</b>	<b>0.00</b>	<b>390.33</b>	<b>0.00</b>	<b>390.33</b>
TCL.AX - Transurban Group										
	01/07/2020	Opening Balance	765.00	0.00	0.00	0.00	10,809.45	0.00	0.00	0.00
	01/09/2020	Disposal	(765.00)	(11,292.44)	0.00	0.00	(482.99)	10,128.44	11,292.44	(1,164.00)
	01/09/2020	Writeback	0.00	0.00	482.99	0.00	0.00	0.00	0.00	0.00
	18/09/2020	Purchase	752.00	10,799.51	0.00	0.00	10,799.51	0.00	0.00	0.00
	30/11/2020	Disposal	(752.00)	(10,799.51)	0.00	0.00	0.00	10,677.69	10,799.51	(121.82)
	27/01/2021	Purchase	922.00	12,069.04	0.00	0.00	12,069.04	0.00	0.00	0.00
	08/03/2021	Disposal	(922.00)	(12,069.04)	0.00	0.00	0.00	11,552.98	12,069.04	(516.06)
	<b>30/06/2021</b>		<b>0.00</b>	<b>(11,292.44)</b>	<b>482.99</b>	<b>0.00</b>	<b>0.00</b>	<b>32,359.11</b>	<b>34,160.99</b>	<b>(1,801.88)</b>
TLS.AX - Telstra Corporation Limited.										
	01/07/2020	Opening Balance	0.00	0.00	0.00	0.00	0.00	0.00	0.00	0.00
	07/07/2020	Purchase	3,323.00	11,273.65	0.00	0.00	11,273.65	0.00	0.00	0.00
	14/08/2020	Disposal	(3,323.00)	(11,273.65)	0.00	0.00	0.00	10,343.16	11,273.65	(930.49)
	<b>30/06/2021</b>		<b>0.00</b>	<b>0.00</b>	<b>0.00</b>	<b>0.00</b>	<b>0.00</b>	<b>10,343.16</b>	<b>11,273.65</b>	<b>(930.49)</b>
TPG.AX - TPG Telecom Limited.										
	13/07/2020	Merger	1,358.00	9,826.03	0.00	0.00	9,826.03	0.00	0.00	0.00
	01/09/2020	Disposal	(1,358.00)	(9,826.03)	0.00	0.00	0.00	10,991.33	9,826.03	1,165.30
	<b>30/06/2021</b>		<b>0.00</b>	<b>0.00</b>	<b>0.00</b>	<b>0.00</b>	<b>0.00</b>	<b>10,991.33</b>	<b>9,826.03</b>	<b>1,165.30</b>
TPM.AX - Tpg Telecom Limited										
	01/07/2020	Opening Balance	1,358.00	0.00	0.00	0.00	12,126.94	0.00	0.00	0.00
	13/07/2020	Merger	(1,358.00)	(9,826.03)	0.00	0.00	2,300.91	9,826.03	9,826.03	0.00
	13/07/2020	Writeback	0.00	0.00	(2,300.91)	0.00	0.00	0.00	0.00	0.00
	<b>30/06/2021</b>		<b>0.00</b>	<b>(9,826.03)</b>	<b>(2,300.91)</b>	<b>0.00</b>	<b>0.00</b>	<b>9,826.03</b>	<b>9,826.03</b>	<b>0.00</b>

# Karen Glover Super Fund

## Market Movement Report

As at 30 June 2021

Investment	Date	Description	Unrealised				Realised			Total
			Units	Accounting Cost Movement	Market Movement	Depreciation	Balance	Consideration	Accounting Cost Base	
TSN.NYE2 - Tyson Foods, Inc. - Ordinary Shares - Class A										
	05/08/2020	Purchase	219.00	19,669.17	0.00	0.00	19,669.17	0.00	0.00	0.00
	24/09/2020	Disposal	(219.00)	(19,669.17)	0.00	0.00	0.00	17,685.73	19,669.17	(1,983.44)
	12/11/2020	Purchase	235.00	19,777.11	0.00	0.00	19,777.11	0.00	0.00	0.00
	14/06/2021	Disposal	(235.00)	(19,777.11)	0.00	0.00	0.00	23,341.08	19,777.11	3,563.97
	<b>30/06/2021</b>		<b>0.00</b>	<b>0.00</b>	<b>0.00</b>	<b>0.00</b>	<b>0.00</b>	<b>41,026.81</b>	<b>39,446.28</b>	<b>1,580.53</b>
TUA.AX - Tuas Limited										
	01/07/2020	Opening Balance	679.00	0.00	0.00	0.00	458.33	0.00	0.00	0.00
	21/07/2020	Disposal	(679.00)	(461.65)	0.00	0.00	(3.32)	508.35	461.65	46.70
	21/07/2020	Writeback	0.00	0.00	3.32	0.00	0.00	0.00	0.00	0.00
	<b>30/06/2021</b>		<b>0.00</b>	<b>(461.65)</b>	<b>3.32</b>	<b>0.00</b>	<b>0.00</b>	<b>508.35</b>	<b>461.65</b>	<b>46.70</b>
UAL.NDQ - United Airlines Holdings Inc										
	14/06/2021	Purchase	297.00	21,663.90	0.00	0.00	21,663.90	0.00	0.00	0.00
	30/06/2021	Revaluation	0.00	0.00	(1,006.63)	0.00	20,657.27	0.00	0.00	0.00
	<b>30/06/2021</b>		<b>297.00</b>	<b>21,663.90</b>	<b>(1,006.63)</b>	<b>0.00</b>	<b>20,657.27</b>	<b>0.00</b>	<b>0.00</b>	<b>0.00</b>
VLO.NYE1 - Valero Energy Corp.										
	01/07/2020	Opening Balance	0.00	0.00	0.00	0.00	0.00	0.00	0.00	0.00
	21/06/2021	Purchase	250.00	25,601.24	0.00	0.00	25,601.24	0.00	0.00	0.00
	30/06/2021	Revaluation	0.00	0.00	363.11	0.00	25,964.35	0.00	0.00	0.00
	<b>30/06/2021</b>		<b>250.00</b>	<b>25,601.24</b>	<b>363.11</b>	<b>0.00</b>	<b>25,964.35</b>	<b>0.00</b>	<b>0.00</b>	<b>0.00</b>
WBC.AX - Westpac Banking Corporation										
	01/07/2020	Opening Balance	0.00	0.00	0.00	0.00	0.00	0.00	0.00	0.00
	30/09/2020	Purchase	634.00	10,779.95	0.00	0.00	10,779.95	0.00	0.00	0.00
	14/05/2021	Disposal	(634.00)	(10,779.95)	0.00	0.00	0.00	16,179.90	10,779.95	5,399.95
	<b>30/06/2021</b>		<b>0.00</b>	<b>0.00</b>	<b>0.00</b>	<b>0.00</b>	<b>0.00</b>	<b>16,179.90</b>	<b>10,779.95</b>	<b>5,399.95</b>
WES.AX - Wesfarmers Limited										
	01/07/2020	Opening Balance	0.00	0.00	0.00	0.00	0.00	0.00	0.00	0.00
	24/09/2020	Purchase	245.00	10,979.55	0.00	0.00	10,979.55	0.00	0.00	0.00
	23/02/2021	Disposal	(245.00)	(10,979.55)	0.00	0.00	0.00	12,431.52	10,979.55	1,451.97
	<b>30/06/2021</b>		<b>0.00</b>	<b>0.00</b>	<b>0.00</b>	<b>0.00</b>	<b>0.00</b>	<b>12,431.52</b>	<b>10,979.55</b>	<b>1,451.97</b>

Karen Glover Super Fund

# Market Movement Report

As at 30 June 2021

Investment	Date	Description	Unrealised				Realised			Total
			Units	Accounting Cost Movement	Market Movement	Depreciation	Balance	Consideration	Accounting Cost Base	
WOR.AX - Worley Limited										
	19/01/2021	Purchase	937.00	11,617.63	0.00	0.00	11,617.63	0.00	0.00	0.00
	02/02/2021	Disposal	(937.00)	(11,617.63)	0.00	0.00	0.00	9,371.68	11,617.63	(2,245.95)
	<b>30/06/2021</b>		<b>0.00</b>	<b>0.00</b>	<b>0.00</b>	<b>0.00</b>	<b>0.00</b>	<b>9,371.68</b>	<b>11,617.63</b>	<b>(2,245.95)</b>
WOW.AX - Woolworths Group Limited										
	01/07/2020	Opening Balance	0.00	0.00	0.00	0.00	0.00	0.00	0.00	0.00
	11/01/2021	Purchase	295.00	11,986.22	0.00	0.00	11,986.22	0.00	0.00	0.00
	30/06/2021	Demerger	0.00	(1,700.84)	0.00	0.00	10,285.38			
	30/06/2021	Revaluation	0.00	0.00	962.97	0.00	11,248.35	0.00	0.00	0.00
	<b>30/06/2021</b>		<b>295.00</b>	<b>10,285.38</b>	<b>962.97</b>	<b>0.00</b>	<b>11,248.35</b>	<b>0.00</b>	<b>0.00</b>	<b>0.00</b>
<b>Total Market Movement</b>					<b>76,896.67</b>				<b>(3,146.56)</b>	<b>73,750.11</b>

Karen Glover Super Fund

# Capital Gains Reconciliation Report

For The Period 01 July 2020 - 30 June 2021

	Total	Discounted	Indexed	Other	Notional
<b>Losses available to offset</b>					
Carried forward from prior losses	0.00				
Carried forward from prior losses - Collectables	0.00				
Current year capital losses	53,040.31				
Current year capital losses - Collectables	0.00				
<b>Total Losses Available</b>	<b>53,040.31</b>				
<b>Total Losses Available - Collectables</b>	<b>0.00</b>				
<b>Capital Gains</b>					
Capital gains from disposal of assets	49,893.75	0.00	0.00	49,893.75	0.00
Capital gains from disposal of assets - Collectables	0.00	0.00	0.00	0.00	0.00
Capital gains from trust distributions	0.00	0.00	0.00	0.00	0.00
<b>Capital Gains Before Losses applied</b>	<b>49,893.75</b>	<b>0.00</b>	<b>0.00</b>	<b>49,893.75</b>	<b>0.00</b>
<b>Losses and discount applied</b>					
Losses applied	49,893.75	0.00	0.00	49,893.75	0.00
Losses applied - Collectables	0.00	0.00	0.00	0.00	0.00
Capital gains after losses applied	0.00	0.00	0.00	0.00	0.00
Capital gains after losses applied - Collectables	0.00	0.00	0.00	0.00	0.00
CGT Discount applied	0.00				
CGT Discount applied - Collectables	0.00				

**Karen Glover Super Fund**

**Capital Gains Reconciliation Report**

For The Period 01 July 2020 - 30 June 2021

---

	<b>Total</b>	<b>Discounted</b>	<b>Indexed</b>	<b>Other</b>	<b>Notional</b>
<b>Net Capital Gain</b>					
Net capital gain	0.00				
Net capital gain - Collectables	0.00				
<b>Total Net Capital Gain (11A)</b>	<b>0.00</b>				
<b>Net Capital Losses Carried Forward to later income</b>					
Net Capital Losses Carried Forward to later income years	3,146.56				
Net Capital Losses Carried Forward to later income years - Collectables	0.00				
<b>Total Net Capital Losses Carried Forward to later income years (14V)</b>	<b>3,146.56</b>				

Note

Refer to Realised Gains Report for details of Disposals at a Security level

Refer to Distribution Reconciliation Report for Trust Distribution details at a Security level

Karen Glover Super Fund

# Realised Capital Gains Report

For The Period 01 July 2020 - 30 June 2021

Investment		Accounting Treatment				Tax Treatment						
Purchase Contract Date	Disposal Contract Date	Units	Cost	Proceeds	Accounting Profit/(Loss)	Adjusted Cost Base	Reduced Cost Base	Indexed Cost Base	Indexed Gains	Discounted Gains (Gross)	Other Gains	Capital Loss
<b>Shares in Listed Companies (Australian)</b>												
ALL.AX - Aristocrat Leisure Limited												
06/11/2020	19/01/2021	444.00	14,410.01	12,764.05	(1,645.96)	14,410.01	14,410.01	0.00	0.00	0.00	0.00	(1,645.96)
		<b>444.00</b>	<b>14,410.01</b>	<b>12,764.05</b>	<b>(1,645.96)</b>	<b>14,410.01</b>	<b>14,410.01</b>	<b>0.00</b>	<b>0.00</b>	<b>0.00</b>	<b>0.00</b>	<b>(1,645.96)</b>
03/02/2021	01/03/2021	368.00	12,035.50	11,002.08	(1,033.42)	12,035.50	12,035.50	0.00	0.00	0.00	0.00	(1,033.42)
		<b>368.00</b>	<b>12,035.50</b>	<b>11,002.08</b>	<b>(1,033.42)</b>	<b>12,035.50</b>	<b>12,035.50</b>	<b>0.00</b>	<b>0.00</b>	<b>0.00</b>	<b>0.00</b>	<b>(1,033.42)</b>
BHP.AX - BHP Group Limited												
19/05/2020	08/09/2020	310.00	10,796.31	11,565.76	769.45	10,796.31	10,796.31	0.00	0.00	0.00	769.45	0.00
		<b>310.00</b>	<b>10,796.31</b>	<b>11,565.76</b>	<b>769.45</b>	<b>10,796.31</b>	<b>10,796.31</b>	<b>0.00</b>	<b>0.00</b>	<b>0.00</b>	<b>769.45</b>	<b>0.00</b>
17/03/2021	19/03/2021	200.00	9,279.14	9,014.31	(264.83)	9,279.14	9,279.14	0.00	0.00	0.00	0.00	(264.83)
		<b>200.00</b>	<b>9,279.14</b>	<b>9,014.31</b>	<b>(264.83)</b>	<b>9,279.14</b>	<b>9,279.14</b>	<b>0.00</b>	<b>0.00</b>	<b>0.00</b>	<b>0.00</b>	<b>(264.83)</b>
15/06/2021	21/06/2021	264.00	12,988.23	12,087.16	(901.07)	12,988.23	12,988.23	0.00	0.00	0.00	0.00	(901.07)
17/03/2021	21/06/2021	281.00	13,037.19	12,865.51	(171.69)	13,037.19	13,037.19	0.00	0.00	0.00	0.00	(171.69)
		<b>545.00</b>	<b>26,025.42</b>	<b>24,952.67</b>	<b>(1,072.76)</b>	<b>26,025.42</b>	<b>26,025.42</b>	<b>0.00</b>	<b>0.00</b>	<b>0.00</b>	<b>0.00</b>	<b>(1,072.76)</b>
COH.AX - Cochlear Limited												
07/07/2020	15/12/2020	55.00	11,133.97	10,799.17	(334.80)	11,133.97	11,133.97	0.00	0.00	0.00	0.00	(334.80)
		<b>55.00</b>	<b>11,133.97</b>	<b>10,799.17</b>	<b>(334.80)</b>	<b>11,133.97</b>	<b>11,133.97</b>	<b>0.00</b>	<b>0.00</b>	<b>0.00</b>	<b>0.00</b>	<b>(334.80)</b>
CPU.AX - Computershare Limited.												
17/03/2021	19/03/2021	750.00	11,236.14	11,203.86	(32.28)	11,236.14	11,236.14	0.00	0.00	0.00	0.00	(32.28)
		<b>750.00</b>	<b>11,236.14</b>	<b>11,203.86</b>	<b>(32.28)</b>	<b>11,236.14</b>	<b>11,236.14</b>	<b>0.00</b>	<b>0.00</b>	<b>0.00</b>	<b>0.00</b>	<b>(32.28)</b>
17/03/2021	03/05/2021	757.00	11,341.02	10,552.02	(789.00)	11,341.02	11,341.02	0.00	0.00	0.00	0.00	(789.00)

Karen Glover Super Fund

# Realised Capital Gains Report

For The Period 01 July 2020 - 30 June 2021

Investment		Accounting Treatment				Tax Treatment						
Purchase Contract Date	Disposal Contract Date	Units	Cost	Proceeds	Accounting Profit/(Loss)	Adjusted Cost Base	Reduced Cost Base	Indexed Cost Base	Indexed Gains	Discounted Gains (Gross)	Other Gains	Capital Loss
<b>Shares in Listed Companies (Australian)</b>												
		<b>757.00</b>	<b>11,341.02</b>	<b>10,552.02</b>	<b>(789.00)</b>	<b>11,341.02</b>	<b>11,341.02</b>	<b>0.00</b>	<b>0.00</b>	<b>0.00</b>	<b>0.00</b>	<b>(789.00)</b>
CPUR.AX - Computershare Limited.												
17/03/2021	28/04/2021	87.00	0.00	86.00	86.00	0.00	0.00	0.00	0.00	0.00	86.00	0.00
		<b>87.00</b>	<b>0.00</b>	<b>86.00</b>	<b>86.00</b>	<b>0.00</b>	<b>0.00</b>	<b>0.00</b>	<b>0.00</b>	<b>0.00</b>	<b>86.00</b>	<b>0.00</b>
FLT.AX - Flight Centre Travel Group Limited												
06/11/2020	22/12/2020	832.00	11,740.23	12,686.54	946.31	11,740.23	11,740.23	0.00	0.00	0.00	946.31	0.00
		<b>832.00</b>	<b>11,740.23</b>	<b>12,686.54</b>	<b>946.31</b>	<b>11,740.23</b>	<b>11,740.23</b>	<b>0.00</b>	<b>0.00</b>	<b>0.00</b>	<b>946.31</b>	<b>0.00</b>
23/02/2021	03/05/2021	762.00	12,603.11	12,647.07	43.96	12,603.11	12,603.11	0.00	0.00	0.00	43.96	0.00
		<b>762.00</b>	<b>12,603.11</b>	<b>12,647.07</b>	<b>43.96</b>	<b>12,603.11</b>	<b>12,603.11</b>	<b>0.00</b>	<b>0.00</b>	<b>0.00</b>	<b>43.96</b>	<b>0.00</b>
FPH.AX - Fisher & Paykel Healthcare Corporation Limited												
01/12/2020	18/01/2021	363.00	12,420.53	10,482.63	(1,937.90)	12,420.53	12,420.53	0.00	0.00	0.00	0.00	(1,937.90)
		<b>363.00</b>	<b>12,420.53</b>	<b>10,482.63</b>	<b>(1,937.90)</b>	<b>12,420.53</b>	<b>12,420.53</b>	<b>0.00</b>	<b>0.00</b>	<b>0.00</b>	<b>0.00</b>	<b>(1,937.90)</b>
16/03/2021	20/05/2021	802.00	22,874.60	24,161.68	1,287.08	22,874.60	22,874.60	0.00	0.00	0.00	1,287.08	0.00
		<b>802.00</b>	<b>22,874.60</b>	<b>24,161.68</b>	<b>1,287.08</b>	<b>22,874.60</b>	<b>22,874.60</b>	<b>0.00</b>	<b>0.00</b>	<b>0.00</b>	<b>1,287.08</b>	<b>0.00</b>
IJH.AX - Ishares S&p Mid-cap Etf												
05/08/2020	22/09/2020	402.00	106,262.02	101,009.08	(5,252.94)	106,262.02	106,262.02	0.00	0.00	0.00	0.00	(5,252.94)
		<b>402.00</b>	<b>106,262.02</b>	<b>101,009.08</b>	<b>(5,252.94)</b>	<b>106,262.02</b>	<b>106,262.02</b>	<b>0.00</b>	<b>0.00</b>	<b>0.00</b>	<b>0.00</b>	<b>(5,252.94)</b>
JBH.AX - Jb Hi-fi Limited												
21/12/2020	25/02/2021	248.00	12,013.72	11,349.65	(664.07)	12,013.72	12,013.72	0.00	0.00	0.00	0.00	(664.07)
		<b>248.00</b>	<b>12,013.72</b>	<b>11,349.65</b>	<b>(664.07)</b>	<b>12,013.72</b>	<b>12,013.72</b>	<b>0.00</b>	<b>0.00</b>	<b>0.00</b>	<b>0.00</b>	<b>(664.07)</b>



## Karen Glover Super Fund

# Realised Capital Gains Report

For The Period 01 July 2020 - 30 June 2021

Investment		Accounting Treatment				Tax Treatment						
Purchase Contract Date	Disposal Contract Date	Units	Cost	Proceeds	Accounting Profit/(Loss)	Adjusted Cost Base	Reduced Cost Base	Indexed Cost Base	Indexed Gains	Discounted Gains (Gross)	Other Gains	Capital Loss
<b>Shares in Listed Companies (Australian)</b>												
NAB.AX - National Australia Bank Limited												
17/08/2020	08/09/2020	619.00	11,132.00	10,975.16	(156.84)	11,132.00	11,132.00	0.00	0.00	0.00	0.00	(156.84)
		<b>619.00</b>	<b>11,132.00</b>	<b>10,975.16</b>	<b>(156.84)</b>	<b>11,132.00</b>	<b>11,132.00</b>	<b>0.00</b>	<b>0.00</b>	<b>0.00</b>	<b>0.00</b>	<b>(156.84)</b>
11/01/2021	28/06/2021	512.00	11,928.53	13,358.02	1,429.49	11,928.53	11,928.53	0.00	0.00	0.00	1,429.49	0.00
		<b>512.00</b>	<b>11,928.53</b>	<b>13,358.02</b>	<b>1,429.49</b>	<b>11,928.53</b>	<b>11,928.53</b>	<b>0.00</b>	<b>0.00</b>	<b>0.00</b>	<b>1,429.49</b>	<b>0.00</b>
NCM.AX - Newcrest Mining Limited												
25/06/2020	26/08/2020	361.00	11,257.42	11,507.03	249.61	11,257.42	11,257.42	0.00	0.00	0.00	249.61	0.00
		<b>361.00</b>	<b>11,257.42</b>	<b>11,507.03</b>	<b>249.61</b>	<b>11,257.42</b>	<b>11,257.42</b>	<b>0.00</b>	<b>0.00</b>	<b>0.00</b>	<b>249.61</b>	<b>0.00</b>
REA.AX - REA Group Ltd												
11/05/2020	01/03/2021	110.00	10,568.13	14,576.97	4,008.84	10,568.13	10,568.13	0.00	0.00	0.00	4,008.84	0.00
		<b>110.00</b>	<b>10,568.13</b>	<b>14,576.97</b>	<b>4,008.84</b>	<b>10,568.13</b>	<b>10,568.13</b>	<b>0.00</b>	<b>0.00</b>	<b>0.00</b>	<b>4,008.84</b>	<b>0.00</b>
RHC.AX - Ramsay Health Care Limited												
01/05/2020	07/01/2021	157.00	9,780.94	9,487.67	(293.27)	9,780.94	9,780.94	0.00	0.00	0.00	0.00	(293.27)
		<b>157.00</b>	<b>9,780.94</b>	<b>9,487.67</b>	<b>(293.27)</b>	<b>9,780.94</b>	<b>9,780.94</b>	<b>0.00</b>	<b>0.00</b>	<b>0.00</b>	<b>0.00</b>	<b>(293.27)</b>
RIO.AX - RIO Tinto Limited												
26/05/2020	28/10/2020	118.00	10,981.27	10,854.72	(126.55)	10,981.27	10,981.27	0.00	0.00	0.00	0.00	(126.55)
		<b>118.00</b>	<b>10,981.27</b>	<b>10,854.72</b>	<b>(126.55)</b>	<b>10,981.27</b>	<b>10,981.27</b>	<b>0.00</b>	<b>0.00</b>	<b>0.00</b>	<b>0.00</b>	<b>(126.55)</b>
SEK.AX - Seek Limited												
30/09/2020	02/11/2020	519.00	11,125.54	10,667.61	(457.93)	11,125.54	11,125.54	0.00	0.00	0.00	0.00	(457.93)
		<b>519.00</b>	<b>11,125.54</b>	<b>10,667.61</b>	<b>(457.93)</b>	<b>11,125.54</b>	<b>11,125.54</b>	<b>0.00</b>	<b>0.00</b>	<b>0.00</b>	<b>0.00</b>	<b>(457.93)</b>

## Karen Glover Super Fund

# Realised Capital Gains Report

For The Period 01 July 2020 - 30 June 2021

Investment		Accounting Treatment				Tax Treatment						
Purchase Contract Date	Disposal Contract Date	Units	Cost	Proceeds	Accounting Profit/(Loss)	Adjusted Cost Base	Reduced Cost Base	Indexed Cost Base	Indexed Gains	Discounted Gains (Gross)	Other Gains	Capital Loss
<b>Shares in Listed Companies (Australian)</b>												
TLS.AX - Telstra Corporation Limited.												
07/07/2020	14/08/2020	3,323.00	11,273.65	10,343.16	(930.49)	11,273.65	11,273.65	0.00	0.00	0.00	0.00	(930.49)
		<b>3,323.00</b>	<b>11,273.65</b>	<b>10,343.16</b>	<b>(930.49)</b>	<b>11,273.65</b>	<b>11,273.65</b>	<b>0.00</b>	<b>0.00</b>	<b>0.00</b>	<b>0.00</b>	<b>(930.49)</b>
TPG.AX - TPG Telecom Limited.												
01/05/2020	01/09/2020	1,358.00	9,826.03	10,991.33	1,165.30	9,826.03	9,826.03	0.00	0.00	0.00	1,165.30	0.00
		<b>1,358.00</b>	<b>9,826.03</b>	<b>10,991.33</b>	<b>1,165.30</b>	<b>9,826.03</b>	<b>9,826.03</b>	<b>0.00</b>	<b>0.00</b>	<b>0.00</b>	<b>1,165.30</b>	<b>0.00</b>
TUA.AX - Tuas Limited												
30/06/2020	21/07/2020	679.00	461.65	508.35	46.70	461.65	461.65	0.00	0.00	0.00	46.70	0.00
		<b>679.00</b>	<b>461.65</b>	<b>508.35</b>	<b>46.70</b>	<b>461.65</b>	<b>461.65</b>	<b>0.00</b>	<b>0.00</b>	<b>0.00</b>	<b>46.70</b>	<b>0.00</b>
WBC.AX - Westpac Banking Corporation												
30/09/2020	14/05/2021	634.00	10,779.95	16,179.90	5,399.95	10,779.95	10,779.95	0.00	0.00	0.00	5,399.95	0.00
		<b>634.00</b>	<b>10,779.95</b>	<b>16,179.90</b>	<b>5,399.95</b>	<b>10,779.95</b>	<b>10,779.95</b>	<b>0.00</b>	<b>0.00</b>	<b>0.00</b>	<b>5,399.95</b>	<b>0.00</b>
WES.AX - Wesfarmers Limited												
24/09/2020	23/02/2021	245.00	10,979.55	12,431.52	1,451.97	10,979.55	10,979.55	0.00	0.00	0.00	1,451.97	0.00
		<b>245.00</b>	<b>10,979.55</b>	<b>12,431.52</b>	<b>1,451.97</b>	<b>10,979.55</b>	<b>10,979.55</b>	<b>0.00</b>	<b>0.00</b>	<b>0.00</b>	<b>1,451.97</b>	<b>0.00</b>
WOR.AX - Worley Limited												
19/01/2021	02/02/2021	937.00	11,617.63	9,371.68	(2,245.95)	11,617.63	11,617.63	0.00	0.00	0.00	0.00	(2,245.95)
		<b>937.00</b>	<b>11,617.63</b>	<b>9,371.68</b>	<b>(2,245.95)</b>	<b>11,617.63</b>	<b>11,617.63</b>	<b>0.00</b>	<b>0.00</b>	<b>0.00</b>	<b>0.00</b>	<b>(2,245.95)</b>
		<b>16,497.00</b>	<b>415,884.01</b>	<b>415,529.69</b>	<b>(354.33)</b>	<b>415,884.01</b>	<b>415,884.01</b>	<b>0.00</b>	<b>0.00</b>	<b>0.00</b>	<b>16,884.66</b>	<b>(17,238.99)</b>

## Shares in Listed Companies (Overseas)

Karen Glover Super Fund

# Realised Capital Gains Report

For The Period 01 July 2020 - 30 June 2021

Investment		Accounting Treatment				Tax Treatment						
Purchase Contract Date	Disposal Contract Date	Units	Cost	Proceeds	Accounting Profit/(Loss)	Adjusted Cost Base	Reduced Cost Base	Indexed Cost Base	Indexed Gains	Discounted Gains (Gross)	Other Gains	Capital Loss
<b>Shares in Listed Companies (Overseas)</b>												
AAXN.NDQ1 - Axon Enterprise Inc												
02/10/2020	04/11/2020	144.00	18,872.98	20,862.39	1,989.41	18,872.98	18,872.98	0.00	0.00	0.00	1,989.41	0.00
		<b>144.00</b>	<b>18,872.98</b>	<b>20,862.39</b>	<b>1,989.41</b>	<b>18,872.98</b>	<b>18,872.98</b>	<b>0.00</b>	<b>0.00</b>	<b>0.00</b>	<b>1,989.41</b>	<b>0.00</b>
AMGN.NDQ2 - AMGEN Inc.												
05/11/2020	03/02/2021	61.00	19,913.41	18,587.04	(1,326.37)	19,913.41	19,913.41	0.00	0.00	0.00	0.00	(1,326.37)
		<b>61.00</b>	<b>19,913.41</b>	<b>18,587.04</b>	<b>(1,326.37)</b>	<b>19,913.41</b>	<b>19,913.41</b>	<b>0.00</b>	<b>0.00</b>	<b>0.00</b>	<b>0.00</b>	<b>(1,326.37)</b>
AMZN.NDQ7 - Amazon.com Inc.												
02/10/2020	04/03/2021	4.00	17,673.78	15,459.37	(2,214.41)	17,673.78	17,673.78	0.00	0.00	0.00	0.00	(2,214.41)
		<b>4.00</b>	<b>17,673.78</b>	<b>15,459.37</b>	<b>(2,214.41)</b>	<b>17,673.78</b>	<b>17,673.78</b>	<b>0.00</b>	<b>0.00</b>	<b>0.00</b>	<b>0.00</b>	<b>(2,214.41)</b>
BIIB.NDQ - Biogen Inc												
10/08/2020	27/10/2020	46.00	19,787.75	16,516.20	(3,271.55)	19,787.75	19,787.75	0.00	0.00	0.00	0.00	(3,271.55)
		<b>46.00</b>	<b>19,787.75</b>	<b>16,516.20</b>	<b>(3,271.55)</b>	<b>19,787.75</b>	<b>19,787.75</b>	<b>0.00</b>	<b>0.00</b>	<b>0.00</b>	<b>0.00</b>	<b>(3,271.55)</b>
05/11/2020	12/11/2020	39.00	18,847.59	13,117.57	(5,730.02)	18,847.59	18,847.59	0.00	0.00	0.00	0.00	(5,730.02)
		<b>39.00</b>	<b>18,847.59</b>	<b>13,117.57</b>	<b>(5,730.02)</b>	<b>18,847.59</b>	<b>18,847.59</b>	<b>0.00</b>	<b>0.00</b>	<b>0.00</b>	<b>0.00</b>	<b>(5,730.02)</b>
BSX.NYE2 - Boston Scientific Corp.												
31/08/2020	24/09/2020	349.00	19,441.76	18,536.84	(904.92)	19,441.76	19,441.76	0.00	0.00	0.00	0.00	(904.92)
		<b>349.00</b>	<b>19,441.76</b>	<b>18,536.84</b>	<b>(904.92)</b>	<b>19,441.76</b>	<b>19,441.76</b>	<b>0.00</b>	<b>0.00</b>	<b>0.00</b>	<b>0.00</b>	<b>(904.92)</b>
CMCSA.NDQ1 - Comcast Corp - Ordinary Shares - Class A												
19/05/2020	04/11/2020	311.00	18,400.12	19,363.86	963.74	18,400.12	18,400.12	0.00	0.00	0.00	963.74	0.00
		<b>311.00</b>	<b>18,400.12</b>	<b>19,363.86</b>	<b>963.74</b>	<b>18,400.12</b>	<b>18,400.12</b>	<b>0.00</b>	<b>0.00</b>	<b>0.00</b>	<b>963.74</b>	<b>0.00</b>

Karen Glover Super Fund

# Realised Capital Gains Report

For The Period 01 July 2020 - 30 June 2021

Investment		Accounting Treatment				Tax Treatment						
Purchase Contract Date	Disposal Contract Date	Units	Cost	Proceeds	Accounting Profit/(Loss)	Adjusted Cost Base	Reduced Cost Base	Indexed Cost Base	Indexed Gains	Discounted Gains (Gross)	Other Gains	Capital Loss
<b>Shares in Listed Companies (Overseas)</b>												
CRM.NYE4 - Salesforce Inc												
03/02/2021	01/03/2021	51.00	15,753.83	14,469.97	(1,283.86)	15,753.83	15,753.83	0.00	0.00	0.00	0.00	(1,283.86)
		<b>51.00</b>	<b>15,753.83</b>	<b>14,469.97</b>	<b>(1,283.86)</b>	<b>15,753.83</b>	<b>15,753.83</b>	<b>0.00</b>	<b>0.00</b>	<b>0.00</b>	<b>0.00</b>	<b>(1,283.86)</b>
HAE.NYE2 - Haemonetics Corp.												
14/08/2020	20/04/2021	168.00	19,722.16	15,277.79	(4,444.37)	19,722.16	19,722.16	0.00	0.00	0.00	0.00	(4,444.37)
		<b>168.00</b>	<b>19,722.16</b>	<b>15,277.79</b>	<b>(4,444.37)</b>	<b>19,722.16</b>	<b>19,722.16</b>	<b>0.00</b>	<b>0.00</b>	<b>0.00</b>	<b>0.00</b>	<b>(4,444.37)</b>
IJH.ARCX - BlackRock Institutional Trust Company N.A. - iShares Core S&P Mid-Cap ETF												
30/07/2020	09/09/2020	777.00	201,950.71	201,029.25	(921.46)	201,950.71	201,950.71	0.00	0.00	0.00	0.00	(921.46)
		<b>777.00</b>	<b>201,950.71</b>	<b>201,029.25</b>	<b>(921.46)</b>	<b>201,950.71</b>	<b>201,950.71</b>	<b>0.00</b>	<b>0.00</b>	<b>0.00</b>	<b>0.00</b>	<b>(921.46)</b>
ILMN.NDQ3 - Illumina Inc												
01/10/2020	05/03/2021	44.00	19,162.09	22,942.11	3,780.02	19,162.09	19,162.09	0.00	0.00	0.00	3,780.02	0.00
		<b>44.00</b>	<b>19,162.09</b>	<b>22,942.11</b>	<b>3,780.02</b>	<b>19,162.09</b>	<b>19,162.09</b>	<b>0.00</b>	<b>0.00</b>	<b>0.00</b>	<b>3,780.02</b>	<b>0.00</b>
MU.NDQ6 - Micron Technology Inc.												
30/04/2020	25/08/2020	279.00	20,312.08	17,425.87	(2,886.21)	20,312.08	20,312.08	0.00	0.00	0.00	0.00	(2,886.21)
		<b>279.00</b>	<b>20,312.08</b>	<b>17,425.87</b>	<b>(2,886.21)</b>	<b>20,312.08</b>	<b>20,312.08</b>	<b>0.00</b>	<b>0.00</b>	<b>0.00</b>	<b>0.00</b>	<b>(2,886.21)</b>
17/09/2020	13/05/2021	287.00	19,391.38	28,984.82	9,593.44	19,391.38	19,391.38	0.00	0.00	0.00	9,593.44	0.00
		<b>287.00</b>	<b>19,391.38</b>	<b>28,984.82</b>	<b>9,593.44</b>	<b>19,391.38</b>	<b>19,391.38</b>	<b>0.00</b>	<b>0.00</b>	<b>0.00</b>	<b>9,593.44</b>	<b>0.00</b>
NTES.NDQ1 - NetEase Inc - ADR												
24/11/2020	23/06/2021	157.00	20,827.74	22,095.49	1,267.75	20,827.74	20,827.74	0.00	0.00	0.00	1,267.75	0.00
		<b>157.00</b>	<b>20,827.74</b>	<b>22,095.49</b>	<b>1,267.75</b>	<b>20,827.74</b>	<b>20,827.74</b>	<b>0.00</b>	<b>0.00</b>	<b>0.00</b>	<b>1,267.75</b>	<b>0.00</b>

Karen Glover Super Fund

# Realised Capital Gains Report

For The Period 01 July 2020 - 30 June 2021

Investment		Accounting Treatment				Tax Treatment						
Purchase Contract Date	Disposal Contract Date	Units	Cost	Proceeds	Accounting Profit/(Loss)	Adjusted Cost Base	Reduced Cost Base	Indexed Cost Base	Indexed Gains	Discounted Gains (Gross)	Other Gains	Capital Loss
<b>Shares in Listed Companies (Overseas)</b>												
NVDA.NDQ5 - NVIDIA Corp												
03/02/2021	04/03/2021	22.00	15,761.20	14,443.81	(1,317.39)	15,761.20	15,761.20	0.00	0.00	0.00	0.00	(1,317.39)
		<b>22.00</b>	<b>15,761.20</b>	<b>14,443.81</b>	<b>(1,317.39)</b>	<b>15,761.20</b>	<b>15,761.20</b>	<b>0.00</b>	<b>0.00</b>	<b>0.00</b>	<b>0.00</b>	<b>(1,317.39)</b>
PHM.NYE1 - PulteGroup Inc												
27/05/2020	04/09/2020	400.00	21,627.33	24,567.37	2,940.04	21,627.33	21,627.33	0.00	0.00	0.00	2,940.04	0.00
		<b>400.00</b>	<b>21,627.33</b>	<b>24,567.37</b>	<b>2,940.04</b>	<b>21,627.33</b>	<b>21,627.33</b>	<b>0.00</b>	<b>0.00</b>	<b>0.00</b>	<b>2,940.04</b>	<b>0.00</b>
QQQ.NDQ2 - Invesco Capital Management LLC - Invesco QQQ Trust Series 1												
27/11/2020	05/03/2021	425.00	172,027.80	169,103.33	(2,924.47)	172,027.80	172,027.80	0.00	0.00	0.00	0.00	(2,924.47)
		<b>425.00</b>	<b>172,027.80</b>	<b>169,103.33</b>	<b>(2,924.47)</b>	<b>172,027.80</b>	<b>172,027.80</b>	<b>0.00</b>	<b>0.00</b>	<b>0.00</b>	<b>0.00</b>	<b>(2,924.47)</b>
RTX.NYE - Raytheon Technologies Corporation												
28/05/2020	25/09/2020	212.00	21,853.34	17,062.36	(4,790.98)	21,853.34	21,853.34	0.00	0.00	0.00	0.00	(4,790.98)
		<b>212.00</b>	<b>21,853.34</b>	<b>17,062.36</b>	<b>(4,790.98)</b>	<b>21,853.34</b>	<b>21,853.34</b>	<b>0.00</b>	<b>0.00</b>	<b>0.00</b>	<b>0.00</b>	<b>(4,790.98)</b>
SBUX.NDQ1 - Starbucks Corp.												
26/08/2020	28/01/2021	171.00	19,607.52	22,201.85	2,594.33	19,607.52	19,607.52	0.00	0.00	0.00	2,594.33	0.00
		<b>171.00</b>	<b>19,607.52</b>	<b>22,201.85</b>	<b>2,594.33</b>	<b>19,607.52</b>	<b>19,607.52</b>	<b>0.00</b>	<b>0.00</b>	<b>0.00</b>	<b>2,594.33</b>	<b>0.00</b>
SQM.NYE2 - Sociedad Quimica Y Minera de Chile S.A. - ADR												
01/10/2020	18/05/2021	424.00	19,538.43	25,464.49	5,926.06	19,538.43	19,538.43	0.00	0.00	0.00	5,926.06	0.00
		<b>424.00</b>	<b>19,538.43</b>	<b>25,464.49</b>	<b>5,926.06</b>	<b>19,538.43</b>	<b>19,538.43</b>	<b>0.00</b>	<b>0.00</b>	<b>0.00</b>	<b>5,926.06</b>	<b>0.00</b>
SQM_R - SQM_R:xnys Sociedad Quimica Minera d Chile												
29/03/2021	16/04/2021	79.00	0.00	390.33	390.33	0.00	0.00	0.00	0.00	0.00	390.33	0.00

Karen Glover Super Fund

# Realised Capital Gains Report

For The Period 01 July 2020 - 30 June 2021

Investment		Accounting Treatment				Tax Treatment						
Purchase Contract Date	Disposal Contract Date	Units	Cost	Proceeds	Accounting Profit/(Loss)	Adjusted Cost Base	Reduced Cost Base	Indexed Cost Base	Indexed Gains	Discounted Gains (Gross)	Other Gains	Capital Loss
<b>Shares in Listed Companies (Overseas)</b>												
		<b>79.00</b>	<b>0.00</b>	<b>390.33</b>	<b>390.33</b>	<b>0.00</b>	<b>0.00</b>	<b>0.00</b>	<b>0.00</b>	<b>0.00</b>	<b>390.33</b>	<b>0.00</b>
TSN.NYE2 - Tyson Foods, Inc. - Ordinary Shares - Class A												
05/08/2020	24/09/2020	219.00	19,669.17	17,685.73	(1,983.44)	19,669.17	19,669.17	0.00	0.00	0.00	0.00	(1,983.44)
		<b>219.00</b>	<b>19,669.17</b>	<b>17,685.73</b>	<b>(1,983.44)</b>	<b>19,669.17</b>	<b>19,669.17</b>	<b>0.00</b>	<b>0.00</b>	<b>0.00</b>	<b>0.00</b>	<b>(1,983.44)</b>
12/11/2020	14/06/2021	235.00	19,777.11	23,341.08	3,563.97	19,777.11	19,777.11	0.00	0.00	0.00	3,563.97	0.00
		<b>235.00</b>	<b>19,777.11</b>	<b>23,341.08</b>	<b>3,563.97</b>	<b>19,777.11</b>	<b>19,777.11</b>	<b>0.00</b>	<b>0.00</b>	<b>0.00</b>	<b>3,563.97</b>	<b>0.00</b>
		<b>4,904.00</b>	<b>759,919.28</b>	<b>758,928.92</b>	<b>(990.36)</b>	<b>759,919.28</b>	<b>759,919.28</b>	<b>0.00</b>	<b>0.00</b>	<b>0.00</b>	<b>33,009.09</b>	<b>(33,999.45)</b>
<b>Units in Listed Unit Trusts (Australian)</b>												
TCL.AX - Transurban Group												
26/05/2020	01/09/2020	765.00	11,292.44	10,128.44	(1,164.00)	11,292.44	11,292.44	0.00	0.00	0.00	0.00	(1,164.00)
		<b>765.00</b>	<b>11,292.44</b>	<b>10,128.44</b>	<b>(1,164.00)</b>	<b>11,292.44</b>	<b>11,292.44</b>	<b>0.00</b>	<b>0.00</b>	<b>0.00</b>	<b>0.00</b>	<b>(1,164.00)</b>
18/09/2020	30/11/2020	752.00	10,799.51	10,677.69	(121.82)	10,799.51	10,799.51	0.00	0.00	0.00	0.00	(121.82)
		<b>752.00</b>	<b>10,799.51</b>	<b>10,677.69</b>	<b>(121.82)</b>	<b>10,799.51</b>	<b>10,799.51</b>	<b>0.00</b>	<b>0.00</b>	<b>0.00</b>	<b>0.00</b>	<b>(121.82)</b>
27/01/2021	08/03/2021	922.00	12,069.04	11,552.98	(516.06)	12,069.04	12,069.04	0.00	0.00	0.00	0.00	(516.06)
		<b>922.00</b>	<b>12,069.04</b>	<b>11,552.98</b>	<b>(516.06)</b>	<b>12,069.04</b>	<b>12,069.04</b>	<b>0.00</b>	<b>0.00</b>	<b>0.00</b>	<b>0.00</b>	<b>(516.06)</b>
		<b>2,439.00</b>	<b>34,160.99</b>	<b>32,359.11</b>	<b>(1,801.88)</b>	<b>34,160.99</b>	<b>34,160.99</b>	<b>0.00</b>	<b>0.00</b>	<b>0.00</b>	<b>0.00</b>	<b>(1,801.88)</b>
		<b>23,840.00</b>	<b>1,209,964.28</b>	<b>1,206,817.72</b>	<b>(3,146.57)</b>	<b>1,209,964.28</b>	<b>1,209,964.28</b>	<b>0.00</b>	<b>0.00</b>	<b>0.00</b>	<b>49,893.75</b>	<b>(53,040.32)</b>

# Closed Positions Report

*01-Jul-2020 - 30-Jun-2021*

*Generated at:17-Oct-2022 12:31:29 (UTC)*



Saxo Capital Markets (Australia) Limited  
2000  
NSW  
Australia  
Phone No.: +61282679000  
Email: [operations@saxomarkets.com.au](mailto:operations@saxomarkets.com.au)

Karen G Super Fund Pty Ltd ATF Karen Glover SF  
3196  
VIC  
Australia

***Client ID : 8865342***

***Currency : USD***

***Account(s) : 36000/112794USD***

# Table of Contents

Closed Positions .....	2
------------------------	---



## Closed Positions

<i>Instrument</i>	<i>Close Date</i>	<i>Amount</i>	<i>Open Price</i>	<i>Close Price</i>	<i>Open Booked amount</i>	<i>Close Booked amount</i>	<i>P&amp;L</i>
<b>Exchange traded products(ETF, ETC, ETN)</b>							<b>4,158.38</b>
Invesco QQQ Trust, Series 1	05-Mar-2021	425.00	298.31	306.95	-126,870.50	130,361.76	3,491.26
iShares Core S&P Mid-Cap ETF	09-Sep-2020	777.00	185.94	187.12	-144,576.51	145,243.63	667.12
<b>Stocks</b>							<b>15,594.13</b>
NetEase Inc.	23-Jun-2021	157.00	97	106.26	-15,239.66	16,671.05	1,431.39
Tyson Foods Inc.	14-Jun-2021	235.00	61.14	77.07	-14,377.96	18,098.67	3,720.71
Sociedad Quimica y Minera de Chile SA	18-May-2021	424.00	33.1	46.8	-14,044.22	19,829.20	5,784.98
Micron Technology Inc.	13-May-2021	287.00	49.14	77.91	-14,113.05	22,344.40	8,231.35
Haemonetics Corp.	20-Apr-2021	168.00	83.96	71.01	-14,115.15	11,921.26	-2,193.89
Illumina Inc.	05-Mar-2021	44.00	312.82	402.24	-13,773.71	17,686.07	3,912.36
Amazon.com Inc.	04-Mar-2021	4.00	3152.12	3014	-12,617.31	12,047.49	-569.82
NVIDIA Corp.	04-Mar-2021	22.00	545.0277	512	-11,999.00	11,256.06	-742.94
Salesforce Inc	01-Mar-2021	51.00	235	219.9	-11,993.39	11,206.99	-786.40
Amgen Inc.	03-Feb-2021	61.00	233.77	232.14	-14,269.95	14,150.31	-119.64
Starbucks Corp.	28-Jan-2021	171.00	82.42	99.11	-14,103.69	16,935.57	2,831.88
Biogen Inc.	12-Nov-2020	39.00	346.07	244.71	-13,506.18	9,536.47	-3,969.71
**See AXON:xnas (Axon Enterprise Inc.)	04-Nov-2020	144.00	93.5	103.01	-13,473.42	14,822.73	1,349.31
Comcast Corporation - Class A	04-Nov-2020	311.00	38.5482	44.27	-11,996.88	13,758.02	1,761.14
Biogen Inc.	27-Oct-2020	46.00	308	256.33	-14,177.92	11,782.66	-2,395.26
Raytheon Technologies Corp.	25-Sep-2020	212.00	68.11	56.87	-14,449.43	12,047.73	-2,401.70
Boston Scien Corp.	24-Sep-2020	349.00	40.9383	37.43	-14,297.47	13,053.64	-1,243.83
Tyson Foods Inc.	24-Sep-2020	219.00	64.45	56.91	-14,124.43	12,454.29	-1,670.14
PulteGroup Inc.	04-Sep-2020	400.00	35.87625	44.6969	-14,360.55	17,860.48	3,499.93
Micron Technology Inc.	25-Aug-2020	279.00	47.7691	44.84	-13,336.91	12,501.32	-835.59



## Class Ruling

### TPG Telecom Limited – scheme of arrangement, special dividend and scrip dividend

#### **📌 Relying on this Ruling**

This publication is a public ruling for the purposes of the *Taxation Administration Act 1953*.

If this Ruling applies to you, and you correctly rely on it, we will apply the law to you in the way set out in this Ruling. That is, you will not pay any more tax or pay any penalties or interest in respect of the matters covered by this Ruling.

Further, if we think that this Ruling disadvantages you, we may apply the law in a way that is more favourable to you.

<b>Table of Contents</b>	<b>Paragraph</b>
What this Ruling is about	1
Who this Ruling applies to	4
When this Ruling applies	6
<b>Ruling</b>	<b>7</b>
<b>Scheme</b>	<b>46</b>

#### **What this Ruling is about**

1. This Ruling sets out the income tax consequences for shareholders of TPG Telecom Limited (TPG) who received the special dividend (Special Dividend) and the scrip dividend (Scrip Dividend) on 13 July 2020, and/or participated in the scheme of arrangement (Scheme) implemented on 13 July 2020 (the Implementation Date).
2. Full details of this scheme are set out in paragraphs 46 to 63 of this Ruling.
3. All legislative references are to provisions of the *Income Tax Assessment Act 1997* unless otherwise indicated.

#### **Who this Ruling applies to**

4. This Ruling applies to you if you:
  - were a TPG shareholder who received the Special Dividend and the Scrip Dividend, and/or participated in the Scheme
  - did not acquire your TPG shares pursuant to an employee share scheme
  - are not exempt from Australian income tax
  - acquired your TPG shares on or after 20 September 1985, and
  - held your TPG shares on capital account, that is, your TPG shares were neither held as revenue assets (as defined in section 977-50) nor as trading stock (as defined in subsection 995-1(1)).

5. This Ruling does not apply to anyone who is subject to the taxation of financial arrangements rules in Division 230 in relation to the scheme outlined in paragraphs 46 to 63 of this Ruling.

**Note:** Division 230 will not apply to individuals, unless they have made an election for it to apply.

### **When this Ruling applies**

6. This Ruling applies from 1 July 2020 to 30 June 2021.

## **Ruling**

### **The Special Dividend and the Scrip Dividend are assessable income**

7. The Special Dividend of 51.6c per TPG share and the Scrip Dividend of 67.99c for each Tuas Limited share received (together referred to as the 'Dividends') both satisfy the definition of 'dividend' in subsection 6(1) of the *Income Tax Assessment Act 1936* (ITAA 1936).

8. Demerger relief<sup>1</sup> is not available for the Scrip Dividend (consisting of the transfer of Tuas Limited shares by TPG to you), as the Scrip Dividend does not qualify as a 'demerger' under subsection 125-70(1).

9. If you are a resident of Australia<sup>2</sup>, you are required to include the Dividends in your assessable income under subparagraph 44(1)(a)(i) of the ITAA 1936.

10. If you are a non-resident of Australia (other than those carrying on business in Australia at or through a permanent establishment in Australia to which the dividend was attributable), you are not required to include the Dividends in your assessable income under subparagraph 44(1)(b)(i) of the ITAA 1936. This is because the Dividends, being fully franked, will not be liable for dividend withholding tax.<sup>3</sup> As a result, the Dividends will be treated as your non-assessable non-exempt income.<sup>4</sup>

11. If you are a non-resident who received the Dividends and carrying on business in Australia at or through a permanent establishment in Australia, and where the Dividends are attributable to the permanent establishment, you are required to include the Dividends in your assessable income under both subparagraphs 44(1)(b)(i) and 44(1)(c)(i) of the ITAA 1936. As a result, the Dividends will not be liable for dividend withholding tax.<sup>5</sup>

### **Franking credits on the Dividends**

#### **Gross-up and tax offset**

12. Each of the Dividends is a 'frankable distribution'.<sup>6</sup>

<sup>1</sup> Being demerger roll-over under Division 125 and demerger dividend treatment under subsections 44(3) and (4) of the ITAA 1936.

<sup>2</sup> As defined in subsection 6(1) of the ITAA 1936.

<sup>3</sup> Paragraph 128B(3)(ga) of the ITAA 1936.

<sup>4</sup> Section 128D of the ITAA 1936.

<sup>5</sup> Subsection 128B(3E) of the ITAA 1936.

<sup>6</sup> Section 202-40.

13. If you received the Dividends directly and satisfied the residency requirements in section 207-75, you:

- must include the amount of the franking credit on the Dividends in your assessable income, and
- will be entitled to a tax offset equal to the franking credit on the Dividends, under section 207-20,

in the income year the Dividends were paid, subject to you being a 'qualified person' in relation to the Dividends.

14. If you received the Dividends as a trustee of a trust (not being a complying superannuation entity) or as a partnership and you are not a corporate tax entity, you are required to include the amount of the franking credit on the Dividends in your assessable income<sup>7</sup>, subject to you being a qualified person in relation to the Dividends.

15. The relevant members of a partnership or trust to whom a distribution flows indirectly through the partnership or trust are entitled to a tax offset equal to their share of the franking credit on the Dividends included in the assessable income of the partnership or trust.<sup>8</sup>

### **Qualified persons**

16. Each of the Dividends is a 'related payment' for the purposes of former section 160APHN of the ITAA 1936.

17. For the purposes of paragraph 207-145(1)(a), which refers to Division 1A of former Part IIIAA of the ITAA 1936, you will satisfy the holding period rule under former section 160APHO of the ITAA 1936, and thus be a qualified person in relation to the Dividends if, during the period when you held the shares, you had sufficient risks of loss or opportunities for gain in respect of each of your TPG shares<sup>9</sup> for a continuous period of at least 45 days in the 'secondary qualification period'.

18. In determining whether you hold the shares for at least 45 days in the secondary qualification period, you do not count the day of acquisition of the TPG shares, or the day (if any) on which the TPG shares were disposed of. You must exclude any days on which you have materially diminished risks of loss or opportunities for gain in respect of your TPG shares<sup>10</sup>, but this is not taken to break the continuity of your holding period.

19. You will have materially diminished risks of loss or opportunities for gain in respect of your TPG shares from the Scheme Record Date of 7 July 2020.

20. Therefore, you will be a qualified person in relation to the Dividends if, in the secondary qualification period from 18 May 2020 to 6 July 2020 (inclusive), you held your TPG shares and did not have materially diminished risks of loss or opportunities for gain in respect of your TPG shares for a continuous period of at least 45 days (not counting the day on which the share was acquired or the day, if any, on which the share was disposed of).

<sup>7</sup> Subsection 207-35(1).

<sup>8</sup> Section 207-45.

<sup>9</sup> As defined in former section 160APHM of the ITAA 1936.

<sup>10</sup> Within the meaning of former sections 160APHM and 160APHJ of the ITAA 1936.

## ***Refundable tax offset***

21. The franking credit tax offset to which you are entitled under Division 207 is subject to the refundable tax offset rules in Division 67, provided you are not excluded by the operation of section 67-25.

## ***Exempting entity***

22. TPG was not an 'exempting entity'<sup>11</sup> or a 'former exempting entity'<sup>12</sup> when the Dividends were paid.

23. Section 208-195 will not apply to deny the gross-up of your assessable income by the amount of the franking credits on the Dividends received by you, nor to deny the franking credit tax offset on the Dividends to which you are otherwise entitled under Division 207.

## ***Anti-avoidance provisions***

24. The Commissioner will not make a determination under paragraph 177EA(5)(b) of the ITAA 1936 to deny the whole, or any part, of the imputation benefit you received in relation to the Dividends.

25. The Commissioner will not make a determination under paragraph 204-30(3)(c) to deny the whole, or any part, of the imputation benefit you received in relation to the Dividends.

26. The Dividends were not made as part of a dividend stripping operation for the purposes of paragraph 207-145(1)(d).

## ***Cost base and reduced cost base of Tuas Limited shares***

27. You acquired the shares in Tuas Limited under the Scrip Dividend when they were transferred by TPG to you on the Implementation Date.<sup>13</sup>

28. Your first element of the cost base and reduced cost base of each share in Tuas Limited will be its market value at the time of acquisition (that is, the Implementation Date).<sup>14</sup> This is 67.99c for each share in Tuas Limited.

## ***CGT event A1 happened on the sale of TPG shares***

29. CGT event A1 happened when you disposed of each of your TPG shares under the Scheme.<sup>15</sup>

30. The time of CGT event A1 is on the Implementation Date.<sup>16</sup>

---

<sup>11</sup> Section 208-20.

<sup>12</sup> Section 208-50.

<sup>13</sup> Event number A1 (case 1) of the table in subsection 109-5(2).

<sup>14</sup> Subsection 112-20(1).

<sup>15</sup> Section 104-10.

<sup>16</sup> Paragraph 104-10(3)(b).

31. The capital proceeds from CGT event A1 happening to a TPG share is the market value of the share in Vodafone Hutchison Australia Pty Limited (VHA) you received in respect of the disposal of that TPG share.<sup>17</sup> The market value of a share in VHA (being \$8.2603) was worked out as at the time of CGT event A1, which is on the Implementation Date.

32. The capital proceeds from CGT event A1 happening in respect of each TPG share do not include the Dividends.

33. You made a capital gain from CGT event A1 happening if the capital proceeds from the disposal of a TPG share exceeded the cost base of that share.<sup>18</sup>

34. You made a capital loss from CGT event A1 happening if the capital proceeds from the disposal of a TPG share were less than the reduced cost base of that share.<sup>19</sup>

### **Availability of scrip for scrip roll-over if a capital gain is made from the disposal of TPG shares**

35. Subject to the qualification in paragraph 36, if you made a capital gain from the disposal of your TPG shares, you may choose to obtain scrip for scrip roll-over for the capital gain.<sup>20</sup>

36. Scrip for scrip roll-over cannot be chosen if any capital gain you might make from your replacement shares in VHA would be disregarded, except because of a roll-over.<sup>21</sup>

### **Consequences if scrip for scrip roll-over is chosen in relation to TPG shares**

37. If you choose scrip for scrip roll-over, the capital gain from the disposal of your TPG shares is disregarded.<sup>22</sup>

38. For the purposes of determining the eligibility to make a discount capital gain, the shares in VHA acquired in exchange for TPG shares are taken to have been acquired on the date you acquired, for CGT purposes, the corresponding TPG shares.<sup>23</sup>

### **Consequences if scrip for scrip roll-over is not chosen, or cannot be chosen, in relation to TPG shares**

39. If you do not choose or cannot choose scrip for scrip roll-over, you take into account any capital gain or capital loss from CGT event A1 happening on the disposal of your TPG shares in working out your net capital gain or net capital loss for the income year in which CGT event A1 happens.<sup>24</sup>

40. If you make a capital gain where roll-over is not chosen, or cannot be chosen, you can treat the capital gain as a 'discount capital gain' provided that the conditions of Subdivision 115-A are met. In particular, the TPG shares that were disposed of must have been acquired by you at least 12 months before the Implementation Date.

<sup>17</sup> Subsection 116-20(1).

<sup>18</sup> Subsection 104-10(4).

<sup>19</sup> Subsection 104-10(4).

<sup>20</sup> Sections 124-780 and 124-785.

<sup>21</sup> Paragraph 124-795(2)(a).

<sup>22</sup> Subsection 124-785(1).

<sup>23</sup> Table item 2 of subsection 115-30(1).

<sup>24</sup> Sections 102-5 and 102-10.

41. You acquired the shares in VHA when they were issued by VHA on the Implementation Date.<sup>25</sup>

### **Cost base and reduced cost base of shares in VHA received in relation to the disposal of TPG shares**

42. The method for calculating the cost base and reduced cost base of the shares in VHA acquired by you in exchange for your TPG shares depends on whether scrip for scrip roll-over is chosen.

#### ***Scrip for scrip roll-over is chosen***

43. Where scrip for scrip roll-over is chosen, the first element of the cost base and reduced cost base of a replacement share in VHA that is received is equal to the cost base and reduced cost base (respectively) of the TPG share for which it was exchanged and for which the roll-over was obtained.<sup>26</sup>

#### ***Scrip for scrip roll-over is not chosen, or cannot be chosen***

44. Where scrip for scrip roll-over is not chosen, or cannot be chosen, the first element of the cost base and reduced cost base of a replacement share in VHA that is received is equal to the market value of the TPG share given in respect of acquiring the share in VHA.<sup>27</sup> The market value of TPG shares is worked out as at the time of the acquisition, which is on the Implementation Date.

### **Foreign resident TPG shareholders**

45. As shares in TPG are not 'taxable Australian property' under table items 1, 2 or 4 of section 855-15, if you are a foreign resident or the trustee of a foreign trust for CGT purposes just before the Implementation Date, you will only make a capital gain or capital loss from the disposal of your TPG shares if they are a CGT asset that:

- you have used at any time in carrying on a business through a permanent establishment in Australia<sup>28</sup>, or
- is covered by subsection 104-165(3) (choosing to disregard a gain or loss on ceasing to be an Australian resident).<sup>29</sup>

### **Scheme**

46. The following description of the scheme is based on information provided by the applicant. If the scheme is not carried out as described, this Ruling cannot be relied upon.

<sup>25</sup> Table item 2 of section 109-10.

<sup>26</sup> Subsections 124-785(2) and (4).

<sup>27</sup> Subsections 110-25(2) and 110-55(2).

<sup>28</sup> Table item 3 of section 855-15.

<sup>29</sup> Table item 5 of section 855-15.

**TPG**

47. TPG was an Australian resident company that was listed on the Australian Securities Exchange. As at 31 December 2019, approximately 8.41% of the shares in TPG were held by non-residents.
48. One of the wholly-owned subsidiaries of TPG was Tuas Limited.

**Scheme of arrangement**

49. VHA is an Australian resident company.
50. On 30 August 2018, TPG announced that it had entered into a Scheme Implementation Deed with VHA to implement the Scheme. Under the Scheme, VHA would acquire 100% of the shares in TPG in exchange for issuing one new VHA share per TPG share. The 1-day volume-weighted average price of one new VHA share received by TPG shareholders on the Implementation Date was \$8.2603.
51. The Scheme was approved by TPG's shareholders and the Supreme Court of New South Wales under section 411 of the *Corporations Act 2001*, and it was implemented on the Implementation Date.
52. The Scheme resulted in VHA acquiring all the shares in TPG from TPG shareholders who held their TPG shares as at the Scheme Record Date. Immediately after the Implementation Date, TPG shareholders owned approximately 49.9% of the shares in the merged group.
53. VHA did not hold any TPG shares prior to the Implementation Date.

**Dividends**

54. On the Implementation Date, TPG paid the Dividends to its shareholders who held their TPG shares on 1 July 2020.
55. The Special Dividend was a fully franked cash dividend of 51.6c per share paid entirely from TPG's existing cash reserves and borrowings.
56. The Scrip Dividend involved a fully franked in specie distribution of one Tuas Limited share for every two TPG shares, with any fractional entitlements rounded up to the nearest whole Tuas Limited share. The Scrip Dividend was 67.99c for each Tuas Limited share received.
57. The Dividends were debited against TPG's retained profits.
58. VHA did not fund or facilitate the payment of the Dividends. Furthermore, VHA was not obliged to bring about the result that the Dividends would be received by TPG shareholders.

**Other matters**

59. All of TPG's shareholders were offered the opportunity to participate in the Scheme, and the Scheme was available to all TPG shareholders on the same terms.
60. TPG did not have a 'significant stakeholder' or a 'common stakeholder' in relation to the Scheme within the meaning of those expressions in section 124-783.
61. Paragraph 124-780(3)(f) is satisfied in respect of the sale of TPG shares to VHA.



62. VHA did not make the choice that TPG shareholders could not obtain Subdivision 124-M roll-over for CGT event A1 happening in relation to the exchange of TPG shares for the purposes of subsection 124-795(4).

63. Shares in TPG are not 'taxable Australian property' under table items 1, 2 or 4 of section 855-15.

---

**Commissioner of Taxation**

29 July 2020

---

**References***Previous draft:*

Not previously issued as a draft

*Related Rulings/Determinations:*

TR 2006/10

*Legislative references:*

- ITAA 1936 6(1)
- ITAA 1936 former Pt IIIAA Div 1A
- ITAA 1936 44(1)(a)(i)
- ITAA 1936 44(1)(b)(i)
- ITAA 1936 44(1)(c)(i)
- ITAA 1936 44(3)
- ITAA 1936 128B(3)(ga)
- ITAA 1936 128B(3E)
- ITAA 1936 128D
- ITAA 1936 former 160APHJ
- ITAA 1936 former 160APHM
- ITAA 1936 former 160APHO
- ITAA 1936 former 160APHN
- ITAA 1936 177EA(5)(b)
- ITAA 1997 Div 67
- ITAA 1997 67-25
- ITAA 1997 102-5
- ITAA 1997 102-10
- ITAA 1997 104-10
- ITAA 1997 104-10(4)
- ITAA 1997 104-10(3)(b)
- ITAA 1997 104-165(3)
- ITAA 1997 109-5(2)
- ITAA 1997 109-10
- ITAA 1997 110-25(2)
- ITAA 1997 110-55(2)
- ITAA 1997 112-20(1)
- ITAA 1997 Subdiv 115-A
- ITAA 1997 115-30(1)
- ITAA 1997 116-20(1)
- ITAA 1997 Subdiv 124-M
- ITAA 1997 124-780
- ITAA 1997 124-780(3)(f)
- ITAA 1997 124-783
- ITAA 1997 124-785
- ITAA 1997 124-785(1)
- ITAA 1997 124-785(2)
- ITAA 1997 124-785(4)
- ITAA 1997 124-795(2)(a)
- ITAA 1997 124-795(4)
- ITAA 1997 Div 125
- ITAA 1997 125-70(1)
- ITAA 1997 202-40
- ITAA 1997 204-30(3)(c)
- ITAA 1997 Div 207
- ITAA 1997 207-20
- ITAA 1997 207-35(1)
- ITAA 1997 207-45
- ITAA 1997 207-75
- ITAA 1997 207-145(1)(a)
- ITAA 1997 207-145(1)(d)
- ITAA 1997 208-20
- ITAA 1997 208-50
- ITAA 1997 208-195
- ITAA 1997 Div 230
- ITAA 1997 855-15
- ITAA 1997 977-50
- ITAA 1997 995-1(1)
- TAA 1953
- Corporations Act 2001 441

## ATO references

NO: 1-LOP2MDS

ISSN: 2205-5517

BSL PGI

ATOlaw topic: Income tax ~~ Assessable income ~~ Dividend income ~~ Dividend income  
Income tax ~~ Assessable income ~~ Dividend income ~~ Dividend paid to  
non resident  
Income tax ~~ Capital gains tax ~~ CGT events ~~ CGT event A1 – disposal  
of a CGT asset  
Income tax ~~ Capital gains tax ~~ Capital proceeds  
Income tax ~~ Capital gains tax ~~ Cost base and reduced cost base  
Income tax ~~ Capital gains tax ~~ Discount capital gains  
Income tax ~~ Capital gains tax ~~ Rollovers ~~ Scrip for scrip –  
Subdivision 124-M  
Income tax ~~ Capital management ~~ 45 day rule  
Income tax ~~ Capital management ~~ Assessability of distribution  
Income tax ~~ Capital management ~~ Dividend streaming  
Income tax ~~ Capital management ~~ Frankability of distribution  
Income tax ~~ Capital management ~~ Franking credits / tax offsets  
Income tax ~~ Capital management ~~ Qualified person rule

Income tax ~~ Capital management ~~ Anti avoidance rules ~~  
Section 177EA  
International issues ~~ Capital gains tax ~~ Residency ~~ Taxable Australian  
real property – Division 855  
International issues ~~ Non-resident Australian income ~~ Dividends  
Tax integrity measures ~~ Part IVA ~~ Application of section 177EA  
Tax integrity measures ~~ Part IVA ~~ Dividend stripping

---

© AUSTRALIAN TAXATION OFFICE FOR THE COMMONWEALTH OF AUSTRALIA

You are free to copy, adapt, modify, transmit and distribute this material as you wish (but not in any way that suggests the ATO or the Commonwealth endorses you or any of your services or products).

# Trades Executed Report

*01-Jul-2020 - 30-Jun-2021*

*Generated at: 17-Oct-2022 12:18:09 (UTC)*



Saxo Capital Markets (Australia) Limited  
9 Castlereagh Street, Suite 1, Level 14  
2000 Sydney, Sydney  
NSW  
Australia  
Phone No.: +61282679000  
Email: [operations@saxomarkets.com.au](mailto:operations@saxomarkets.com.au)

Karen G Super Fund Pty Ltd ATF Karen Glover SF  
Field Avenue 46  
3196 Edithvale, Edithvale  
VIC  
Australia

***Client ID : 8865342***

***Currency : AUD***

***Account(s) : All accounts***

## Table of Contents

Trades Executed, 36000/112794, AUD .....	2
Trades Executed, 36000/112794USD, USD .....	5

## Trades Executed, 36000/112794, AUD

<i>Instrument</i>	<i>TradeTime</i>	<i>B/S</i>	<i>Open/Close</i>	<i>Amount</i>	<i>Price</i>	<i>Traded Value</i>	<i>Booked Amount (AUD)</i>
Fisher & Paykel Healthcare Corp. (ISIN: ...	30-Jun-2021	Bought	Open	440	29.04973864	-12,781.89	-12,791.74
Qantas Airways Ltd (ISIN: AU000000QAN2)	30-Jun-2021	Bought	Open	3000	4.665	-13,995.00	-14,005.78
National Australia Bank Ltd (ISIN: AU000...	28-Jun-2021	Sold	Close	-512	26.11	13,368.32	13,358.02
Endeavour Group Ltd. (ISIN: AU0000154833...	24-Jun-2021	Bought	Open	295	0	0.00	0.00
BHP Group Ltd (ISIN: AU000000BHP4)	21-Jun-2021	Sold	Close	-545	45.82	24,971.90	24,952.67
Fortescue Metals Group Ltd (ISIN: AU0000...	21-Jun-2021	Bought	Open	540	22.12	-11,944.80	-11,954.00
Ramsay Health Care Ltd (ISIN: AU000000RH...	21-Jun-2021	Bought	Open	200	64	-12,800.00	-12,809.86
Australia & New Zealand Banking Group Lt...	15-Jun-2021	Bought	Open	440	28.2	-12,408.00	-12,417.56
BHP Group Ltd (ISIN: AU000000BHP4)	15-Jun-2021	Bought	Open	264	49.16	-12,978.24	-12,988.23
SEEK Ltd (ISIN: AU000000SEK6)	15-Jun-2021	Bought	Open	400	31.9	-12,760.00	-12,769.82
Fisher & Paykel Healthcare Corp. (ISIN: ...	20-May-2021	Sold	Close	-802	30.15	24,180.30	24,161.68
Westpac Banking Corp. (ISIN: AU000000WBC...	14-May-2021	Sold	Close	-634	25.54	16,192.36	16,179.90
*Delisted 20210412 (Computershare Ltd - ...	04-May-2021	Bought	Close	-86	0	0.00	0.00
Flight Centre Travel Group Ltd (ISIN: AU...	03-May-2021	Sold	Close	-762	16.61	12,656.82	12,647.07
Computershare Ltd (ISIN: AU000000CPU5)	03-May-2021	Sold	Close	-757	13.95	10,560.15	10,552.02
*Delisted 20210412 (Computershare Ltd - ...	29-Mar-2021	Bought	Open	86	0	0.00	0.00
BHP Group Ltd (ISIN: AU000000BHP4)	19-Mar-2021	Sold	Close	-200	45.11	9,022.00	9,014.31
Computershare Ltd (ISIN: AU000000CPU5)	19-Mar-2021	Sold	Close	-750	14.95	11,212.50	11,203.86
BHP Group Ltd (ISIN: AU000000BHP4)	17-Mar-2021	Bought	Open	481	46.36	-22,299.16	-22,316.33
Computershare Ltd (ISIN: AU000000CPU5)	17-Mar-2021	Bought	Open	1507	14.97	-22,559.79	-22,577.16
Fisher & Paykel Healthcare Corp. (ISIN: ...	16-Mar-2021	Bought	Open	802	28.5	-22,857.00	-22,874.60
Transurban Group (ISIN: AU000000TCL6)	08-Mar-2021	Sold	Close	-922	12.54	11,561.88	11,552.98
Aristocrat Leisure Ltd (ISIN: AU000000AL...	01-Mar-2021	Sold	Close	-368	29.92	11,010.56	11,002.08
REA Group Ltd (ISIN: AU000000REA9)	01-Mar-2021	Sold	Close	-110	132.62	14,588.20	14,576.97
JB HI-FI (ISIN: AU000000JBH7)	25-Feb-2021	Sold	Close	-248	45.8	11,358.40	11,349.65
Wesfarmers Ltd (ISIN: AU000000WES1)	23-Feb-2021	Sold	Close	-245	50.78	12,441.10	12,431.52
Flight Centre Travel Group Ltd (ISIN: AU...	23-Feb-2021	Bought	Open	762	16.52677822	-12,593.41	-12,603.11
Aristocrat Leisure Ltd (ISIN: AU000000AL...	03-Feb-2021	Bought	Open	368	32.68	-12,026.24	-12,035.50
Worley Ltd (ISIN: AU000000WOR2)	02-Feb-2021	Sold	Close	-937	10.01	9,379.37	9,371.68
Transurban Group (ISIN: AU000000TCL6)	27-Jan-2021	Bought	Open	922	13.08	-12,059.76	-12,069.04
Aristocrat Leisure Ltd (ISIN: AU000000AL...	19-Jan-2021	Sold	Close	-444	28.77	12,773.88	12,764.05

<i>Instrument</i>	<i>TradeTime</i>	<i>B/S</i>	<i>Open/Close</i>	<i>Amount</i>	<i>Price</i>	<i>Traded Value</i>	<i>Booked Amount (AUD)</i>
Worley Ltd (ISIN: AU000000WOR2)	19-Jan-2021	Bought	Open	937	12.38921025	-11,608.69	-11,617.63
Fisher & Paykel Healthcare Corp. (ISIN: ...	18-Jan-2021	Sold	Close	-363	28.9	10,490.70	10,482.63
National Australia Bank Ltd (ISIN: AU000...	11-Jan-2021	Bought	Open	512	23.28	-11,919.36	-11,928.53
Woolworths Group Ltd (ISIN:	11-Jan-2021	Bought	Open	295	40.6	-11,977.00	-11,986.22
Ramsay Health Care Ltd (ISIN: AU000000RH...	07-Jan-2021	Sold	Close	-157	60.48	9,495.36	9,487.67
Flight Centre Travel Group Ltd (ISIN: AU...	22-Dec-2020	Sold	Close	-832	15.26	12,696.32	12,686.54
JB HI-FI (ISIN: AU000000JBH7)	21-Dec-2020	Bought	Open	248	48.40516129	-12,004.48	-12,013.72
Cochlear Ltd (ISIN: AU000000COH5)	15-Dec-2020	Sold	Close	-55	196.5	10,807.50	10,799.17
Fisher & Paykel Healthcare Corp. (ISIN: ...	01-Dec-2020	Bought	Open	363	34.19	-12,410.97	-12,420.53
Transurban Group (ISIN: AU000000TCL6)	30-Nov-2020	Sold	Close	-752	14.21	10,685.92	10,677.69
Aristocrat Leisure Ltd (ISIN: AU000000AL...	06-Nov-2020	Bought	Open	444	32.43	-14,398.92	-14,410.01
Flight Centre Travel Group Ltd (ISIN: AU...	06-Nov-2020	Bought	Open	832	14.1	-11,731.20	-11,740.23
SEEK Ltd (ISIN: AU000000SEK6)	02-Nov-2020	Sold	Close	-519	20.57	10,675.83	10,667.61
Rio Tinto Ltd (ISIN: AU000000RIO1)	28-Oct-2020	Sold	Close	-118	92.06	10,863.08	10,854.72
iShares S&P Mid-Cap ETF (ISIN: AU000000I...	30-Sep-2020	Bought	Open	383	259.9	-99,541.70	-99,618.35
Westpac Banking Corp. (ISIN: AU000000WBC...	30-Sep-2020	Bought	Open	634	16.99	-10,771.66	-10,779.95
SEEK Ltd (ISIN: AU000000SEK6)	30-Sep-2020	Bought	Open	519	21.42	-11,116.98	-11,125.54
Wesfarmers Ltd (ISIN: AU000000WES1)	24-Sep-2020	Bought	Open	245	44.78	-10,971.10	-10,979.55
CSR Ltd (ISIN: AU000000CSR5)	22-Sep-2020	Bought	Open	2648	4.16	-11,015.68	-11,024.16
iShares S&P Mid-Cap ETF (ISIN: AU000000I...	22-Sep-2020	Sold	Close	-402	251.46	101,086.92	101,009.08
Transurban Group (ISIN: AU000000TCL6)	18-Sep-2020	Bought	Open	752	14.35	-10,791.20	-10,799.51
BHP Group Ltd (ISIN: AU000000BHP4)	08-Sep-2020	Sold	Close	-310	37.35	11,578.50	11,565.76
National Australia Bank Ltd (ISIN: AU000...	08-Sep-2020	Sold	Close	-619	17.75	10,987.25	10,975.16
Transurban Group (ISIN: AU000000TCL6)	01-Sep-2020	Sold	Close	-765	13.25	10,136.25	10,128.44
TPG Telecom Ltd. (ISIN: AU00000090128)	01-Sep-2020	Sold	Close	-1358	8.1	10,999.80	10,991.33
Newcrest Mining Ltd (ISIN: AU000000NCM7)...	26-Aug-2020	Sold	Close	-361	31.9	11,515.90	11,507.03
National Australia Bank Ltd (ISIN: AU000...	17-Aug-2020	Bought	Open	619	17.97	-11,123.43	-11,132.00
Telstra Corp. Ltd (ISIN: AU000000TLS2)	14-Aug-2020	Sold	Close	-3323	3.115	10,351.14	10,343.16
iShares S&P Mid-Cap ETF (ISIN: AU000000I...	05-Aug-2020	Bought	Open	402	264.13	-106,180.26	-106,262.02
Tuas Ltd. (ISIN: AU00000089724)	21-Jul-2020	Sold	Close	-679	0.76	516.04	508.35
**See TUA:xasx (Tuas Ltd.) (ISIN: AU0000...	15-Jul-2020	Sold	Close	-679	0	0.00	0.00
Tuas Ltd. (ISIN: AU00000089724)	15-Jul-2020	Bought	Open	679	0	0.00	0.00
Cochlear Ltd (ISIN: AU000000COH5)	07-Jul-2020	Bought	Open	55	202.28	-11,125.40	-11,133.97

<i>Instrument</i>	<i>TradeTime</i>	<i>B/S</i>	<i>Open/Close</i>	<i>Amount</i>	<i>Price</i>	<i>Traded Value</i>	<i>Booked Amount (AUD)</i>
Telstra Corp. Ltd (ISIN: AU000000TLS2)	07-Jul-2020	Bought	Open	3323	3.39	-11,264.97	-11,273.65
**See TPG:xasx (TPG Telecom Ltd) (ISIN: ...	02-Jul-2020	Sold	Close	-1358	7.23	9,818.34	0.00
TPG Telecom Ltd. (ISIN: AU0000090128)	02-Jul-2020	Bought	Open	1358	7.23	-9,818.34	0.00



## Trades Executed, 36000/112794USD, USD

<i>Instrument</i>	<i>TradeTime</i>	<i>B/S</i>	<i>Open/Close</i>	<i>Amount</i>	<i>Price</i>	<i>Traded Value</i>	<i>Booked Amount (USD)</i>
Morgan Stanley (ISIN: US6174464486)	30-Jun-2021	Bought	Open	220	90.18	-19,839.60	-19,853.49
NetEase Inc. (ISIN: US64110W1027)	23-Jun-2021	Sold	Close	-157	106.26	16,682.82	16,671.05
Valero Energy (ISIN: US91913Y1001)	21-Jun-2021	Bought	Open	250	76.75	-19,187.50	-19,200.93
Haemonetics Corp. (ISIN: US4050241003)	14-Jun-2021	Bought	Open	279	60.21	-16,798.59	-16,810.35
Tyson Foods Inc. (ISIN: US9024941034)	14-Jun-2021	Sold	Close	-235	77.07	18,111.45	18,098.67
United Airlines Holdings Inc. (ISIN: US9...	14-Jun-2021	Bought	Open	297	56.52	-16,786.44	-16,798.19
Qualcomm Inc. (ISIN: US7475251036)	14-Jun-2021	Bought	Open	124	135.3	-16,777.20	-16,788.94
Sociedad Quimica y Minera de Chile SA (I...	18-May-2021	Sold	Close	-424	46.8	19,843.20	19,829.20
Micron Technology Inc. (ISIN: US59511210...	13-May-2021	Sold	Close	-287	77.91	22,360.17	22,344.40
Haemonetics Corp. (ISIN: US4050241003)	20-Apr-2021	Sold	Close	-168	71.01	11,929.68	11,921.26
*Delisted 20210415(Socie Quim y Minera d...	16-Apr-2021	Bought	Close	-79	3.82674	302.31	0.00
Invesco QQQ Trust, Series 1 (ISIN: US460...	06-Apr-2021	Bought	Open	400	330.73	-132,292.00	-132,384.60
**See SQM_R:xnys (Sociedad Quimica Miner...	01-Apr-2021	Sold	Close	-79	0	0.00	0.00
*Delisted 20210415(Socie Quim y Minera d...	01-Apr-2021	Bought	Open	79	0	0.00	0.00
**See SQM_R:xnys (Sociedad Quimica Miner...	29-Mar-2021	Bought	Open	79	0	0.00	0.00
Biogen Inc. (ISIN: US09062X1037)	16-Mar-2021	Bought	Open	65	261.81	-17,017.65	-17,029.56
Starbucks Corp. (ISIN: US8552441094)	16-Mar-2021	Bought	Open	157	110.68	-17,376.76	-17,388.92
FedEx Corp. (ISIN: US31428X1063)	15-Mar-2021	Bought	Open	83	271	-22,493.00	-22,508.75
Illumina Inc. (ISIN: US4523271090)	05-Mar-2021	Sold	Close	-44	402.24	17,698.56	17,686.07
Invesco QQQ Trust, Series 1 (ISIN: US460...	05-Mar-2021	Sold	Close	-425	306.95	130,453.75	130,361.76
Amazon.com Inc. (ISIN: US0231351067)	04-Mar-2021	Sold	Close	-4	3014	12,056.00	12,047.49
NVIDIA Corp. (ISIN: US67066G1040)	04-Mar-2021	Sold	Close	-22	512	11,264.00	11,256.06
Salesforce Inc (ISIN: US79466L3024)	01-Mar-2021	Sold	Close	-51	219.9	11,214.90	11,206.99
Salesforce Inc (ISIN: US79466L3024)	03-Feb-2021	Bought	Open	51	235	-11,985.00	-11,993.39
Amgen Inc. (ISIN: US0311621009)	03-Feb-2021	Sold	Close	-61	232.14	14,160.54	14,150.31
NVIDIA Corp. (ISIN: US67066G1040)	03-Feb-2021	Bought	Open	22	545.0277	-11,990.61	-11,999.00
Starbucks Corp. (ISIN: US8552441094)	28-Jan-2021	Sold	Close	-171	99.11	16,947.81	16,935.57
Invesco QQQ Trust, Series 1 (ISIN: US460...	27-Nov-2020	Bought	Open	425	298.31	-126,781.75	-126,870.50
NetEase Inc. (ISIN: US64110W1027)	24-Nov-2020	Bought	Open	157	97	-15,229.00	-15,239.66
Tyson Foods Inc. (ISIN: US9024941034)	12-Nov-2020	Bought	Open	235	61.14	-14,367.90	-14,377.96
Biogen Inc. (ISIN: US09062X1037)	12-Nov-2020	Sold	Close	-39	244.71	9,543.69	9,536.47

<i>Instrument</i>	<i>TradeTime</i>	<i>B/S</i>	<i>Open/Close</i>	<i>Amount</i>	<i>Price</i>	<i>Traded Value</i>	<i>Booked Amount (USD)</i>
Biogen Inc. (ISIN: US09062X1037)	05-Nov-2020	Bought	Open	39	346.07	-13,496.73	-13,506.18
Amgen Inc. (ISIN: US0311621009)	05-Nov-2020	Bought	Open	61	233.77	-14,259.97	-14,269.95
Comcast Corporation - Class A (ISIN: US2...	04-Nov-2020	Sold	Close	-311	44.27	13,767.97	13,758.02
**See AXON:xnas (Axon Enterprise Inc.) (...	04-Nov-2020	Sold	Close	-144	103.01	14,833.44	14,822.73
Biogen Inc. (ISIN: US09062X1037)	27-Oct-2020	Sold	Close	-46	256.33	11,791.18	11,782.66
**See AXON:xnas (Axon Enterprise Inc.) (...	02-Oct-2020	Bought	Open	144	93.5	-13,464.00	-13,473.42
Amazon.com Inc. (ISIN: US0231351067)	02-Oct-2020	Bought	Open	4	3152.12	-12,608.48	-12,617.31
Sociedad Quimica y Minera de Chile SA (I...	01-Oct-2020	Bought	Open	424	33.1	-14,034.40	-14,044.22
Illumina Inc. (ISIN: US4523271090)	01-Oct-2020	Bought	Open	44	312.82	-13,764.08	-13,773.71
Raytheon Technologies Corp. (ISIN: US755...	25-Sep-2020	Sold	Close	-212	56.87	12,056.44	12,047.73
Boston Scien Corp. (ISIN: US1011371077)	24-Sep-2020	Sold	Close	-349	37.43	13,063.07	13,053.64
Tyson Foods Inc. (ISIN: US9024941034)	24-Sep-2020	Sold	Close	-219	56.91	12,463.29	12,454.29
Micron Technology Inc. (ISIN: US59511210...	17-Sep-2020	Bought	Open	287	49.14	-14,103.18	-14,113.05
iShares Core S&P Mid-Cap ETF (ISIN: US46...	09-Sep-2020	Sold	Close	-777	187.12	145,392.24	145,243.63
PulteGroup Inc. (ISIN: US7458671010)	04-Sep-2020	Sold	Close	-400	44.6969	17,878.76	17,860.48
Boston Scien Corp. (ISIN: US1011371077)	31-Aug-2020	Bought	Open	349	40.9383	-14,287.47	-14,297.47
Starbucks Corp. (ISIN: US8552441094)	26-Aug-2020	Bought	Open	171	82.42	-14,093.82	-14,103.69
Micron Technology Inc. (ISIN: US59511210...	25-Aug-2020	Sold	Close	-279	44.84	12,510.36	12,501.32
Haemonetics Corp. (ISIN: US4050241003)	14-Aug-2020	Bought	Open	168	83.96	-14,105.28	-14,115.15
Biogen Inc. (ISIN: US09062X1037)	10-Aug-2020	Bought	Open	46	308	-14,168.00	-14,177.92
Tyson Foods Inc. (ISIN: US9024941034)	05-Aug-2020	Bought	Open	219	64.45	-14,114.55	-14,124.43
iShares Core S&P Mid-Cap ETF (ISIN: US46...	30-Jul-2020	Bought	Open	777	185.94	-144,475.38	-144,576.51

# Closed Positions Report

*01-Jul-2020 - 30-Jun-2021*

*Generated at:17-Oct-2022 12:31:01 (UTC)*



Saxo Capital Markets (Australia) Limited  
2000  
NSW  
Australia  
Phone No.: +61282679000  
Email: [operations@saxomarkets.com.au](mailto:operations@saxomarkets.com.au)

Karen G Super Fund Pty Ltd ATF Karen Glover SF  
3196  
VIC  
Australia

***Client ID : 8865342***

***Currency : AUD***

***Account(s) : 36000/112794***

# Table of Contents

Closed Positions .....	2
------------------------	---

## Closed Positions

<i>Instrument</i>	<i>Close Date</i>	<i>Amount</i>	<i>Open Price</i>	<i>Close Price</i>	<i>Open Booked amount</i>	<i>Close Booked amount</i>	<i>P&amp;L</i>
<b>Exchange traded products(ETF, ETC, ETN)</b>							<b>-5,252.94</b>
iShares S&P Mid-Cap ETF	22-Sep-2020	402.00	264.13	251.46	-106,262.02	101,009.08	-5,252.94
<b>Stocks</b>							<b>3,480.08</b>
National Australia Bank Ltd	28-Jun-2021	512.00	23.28	26.11	-11,928.53	13,358.02	1,429.49
BHP Group Ltd	21-Jun-2021	281.00	46.36	45.82	-13,037.19	12,865.51	-171.68
BHP Group Ltd	21-Jun-2021	264.00	49.16	45.82	-12,988.23	12,087.16	-901.07
Fisher & Paykel Healthcare Corp.	20-May-2021	802.00	28.5	30.15	-22,874.60	24,161.68	1,287.08
Westpac Banking Corp.	14-May-2021	634.00	16.99	25.54	-10,779.95	16,179.90	5,399.95
Computershare Ltd	03-May-2021	757.00	14.97	13.95	-11,341.02	10,552.02	-789.00
Flight Centre Travel Group Ltd	03-May-2021	762.00	16.52677822	16.61	-12,603.11	12,647.07	43.96
BHP Group Ltd	19-Mar-2021	200.00	46.36	45.11	-9,279.14	9,014.31	-264.83
Computershare Ltd	19-Mar-2021	750.00	14.97	14.95	-11,236.14	11,203.86	-32.28
Transurban Group	08-Mar-2021	922.00	13.08	12.54	-12,069.04	11,552.98	-516.06
Aristocrat Leisure Ltd	01-Mar-2021	368.00	32.68	29.92	-12,035.50	11,002.08	-1,033.42
REA Group Ltd	01-Mar-2021	110.00	96	132.62	-10,568.13	14,576.97	4,008.84
JB HI-FI	25-Feb-2021	248.00	48.40516129	45.8	-12,013.72	11,349.65	-664.07
Wesfarmers Ltd	23-Feb-2021	245.00	44.78	50.78	-10,979.55	12,431.52	1,451.97
Worley Ltd	02-Feb-2021	937.00	12.38921025	10.01	-11,617.63	9,371.68	-2,245.95
Aristocrat Leisure Ltd	19-Jan-2021	444.00	32.43	28.77	-14,410.01	12,764.05	-1,645.96
Fisher & Paykel Healthcare Corp.	18-Jan-2021	363.00	34.19	28.9	-12,420.53	10,482.63	-1,937.90
Ramsay Health Care Ltd	07-Jan-2021	157.00	62.25	60.48	-9,780.94	9,487.67	-293.27
Flight Centre Travel Group Ltd	22-Dec-2020	832.00	14.1	15.26	-11,740.23	12,686.54	946.31
Cochlear Ltd	15-Dec-2020	55.00	202.28	196.5	-11,133.97	10,799.17	-334.80
Transurban Group	30-Nov-2020	752.00	14.35	14.21	-10,799.51	10,677.69	-121.82
SEEK Ltd	02-Nov-2020	519.00	21.42	20.57	-11,125.54	10,667.61	-457.93
Rio Tinto Ltd	28-Oct-2020	118.00	92.99	92.06	-10,981.27	10,854.72	-126.55
BHP Group Ltd	08-Sep-2020	310.00	34.8	37.35	-10,796.31	11,565.76	769.45
National Australia Bank Ltd	08-Sep-2020	619.00	17.97	17.75	-11,132.00	10,975.16	-156.84
Transurban Group	01-Sep-2020	765.00	14.75	13.25	-11,292.44	10,128.44	-1,164.00
TPG Telecom Ltd.	01-Sep-2020	1,358.00	7.23	8.1	-9,818.34	10,991.33	1,172.99
Newcrest Mining Ltd	26-Aug-2020	361.00	31.16	31.9	-11,257.42	11,507.03	249.61

<i>Instrument</i>	<i>Close Date</i>	<i>Amount</i>	<i>Open Price</i>	<i>Close Price</i>	<i>Open Booked amount</i>	<i>Close Booked amount</i>	<i>P&amp;L</i>
Telstra Corp. Ltd	14-Aug-2020	3,323.00	3.39	3.115	-11,273.65	10,343.16	-930.49
Tuas Ltd.	21-Jul-2020	679.00	0	0.76	0.00	508.35	508.35

# 24800 - Changes in Market Values of Other Assets

2021 Financial Year

Preparer Jelly Cadiang

Reviewer Steven Lee

Status Completed

Account Code	Description	CY Balance	LY Balance	Change
24800	Changes in Market Values of Other Assets		(\$103.40)	100%
<b>TOTAL</b>		<b>CY Balance</b>	<b>LY Balance</b>	
			(\$103.40)	

## Supporting Documents

- General Ledger [Report](#)

## Standard Checklist

- Attach all supporting Documentation
- Has the Fund received any non-arm's length income? If so, it may be taxed at 47%

Karen Glover Super Fund

# General Ledger

As at 30 June 2021

Transaction Date	Description	Units	Debit	Credit	Balance \$
					0.00 DR

Total Debits: 0.00

Total Credits: 0.00



# 25000 - Interest Received

2021 Financial Year

Preparer Jelly Cadiang

Reviewer Steven Lee

Status Completed

Account Code	Description	CY Balance	LY Balance	Change
ANZ467748565	ANZ Business Premium Saver 4677-48565	(\$34.06)	(\$98.50)	(65.42)%
<b>TOTAL</b>		<b>CY Balance</b>	<b>LY Balance</b>	
		(\$34.06)	(\$98.50)	

## Supporting Documents

- Interest Reconciliation Report [Report](#)

## Standard Checklist

- Attach Interest Reconciliation Report
- Ensure all interest has been recorded from Bank Statements
- Review Statements to ensure all TFN withheld has been input

**Karen Glover Super Fund**  
**Interest Reconciliation Report**

For The Period 01 July 2020 - 30 June 2021

Date	Payment Amount	Gross Interest	TFN Withheld	Foreign Income	Foreign Credits
<b>Bank Accounts</b>					
ANZ467748565 ANZ Business Premium Saver 4677-48565					
31/07/2020	2.77	2.77			
31/08/2020	2.79	2.79			
30/09/2020	2.73	2.73			
30/10/2020	2.76	2.76			
30/11/2020	2.87	2.87			
31/12/2020	2.91	2.91			
29/01/2021	2.77	2.77			
26/02/2021	2.70	2.70			
31/03/2021	3.23	3.23			
30/04/2021	2.98	2.98			
31/05/2021	3.11	3.11			
30/06/2021	2.44	2.44			
	34.06	34.06			
	<b>34.06</b>	<b>34.06</b>			
<b>TOTAL</b>	<b>34.06</b>	<b>34.06</b>			

**Tax Return Reconciliation**

	Totals	Tax Return Label
<b>Gross Interest</b>	34.06	11C

# 26500 - Other Investment Income

2021 Financial Year

Preparer Jelly Cadiang

Reviewer Steven Lee

Status Completed

Account Code	Description	CY Balance	LY Balance	Change
SAXOAUDAC	Saxo AUD Cash Account	(\$6.78)		100%
SAXOUSDAC	Saxo USD Cash Account	(\$68.92)		100%
<b>TOTAL</b>		<b>CY Balance</b>	<b>LY Balance</b>	
		(\$75.70)		

## Supporting Documents

○ General Ledger [Report](#)

## Standard Checklist

Attach all source documentation

# Karen Glover Super Fund

## General Ledger

As at 30 June 2021

Transaction Date	Description	Units	Debit	Credit	Balance \$
<b>Other Investment Income (26500)</b>					
<u>Saxo AUD Cash Account (SAXOAUDAC)</u>					
04/11/2020	Refund for overcharge. Trade ID: 1821737283			3.30	3.30 CR
04/11/2020	Refund for overcharge. Trade ID: 1821735207			3.48	6.78 CR
				<b>6.78</b>	<b>6.78 CR</b>
<u>Saxo USD Cash Account (SAXOUSDAC)</u>					
04/11/2020	Refund for overcharge. Trade ID: 1820342562 (USD -5.36 / 0.7105)			7.54	7.54 CR
04/11/2020	Refund for overcharge. Trade ID: 1823510845 (USD -43.61 / 0.7105)			61.38	68.92 CR
				<b>68.92</b>	<b>68.92 CR</b>

**Total Debits: 0.00**

**Total Credits: 75.70**

# 28500 - Transfers In

2021 Financial Year

Preparer Jelly Cadiang

Reviewer Steven Lee

Status Completed

Account Code	Description	CY Balance	LY Balance	Change
GLOKAR00001A	(Transfers In) Glover, Karen - Accumulation (Accumulation)		(\$311.18)	100%
<b>TOTAL</b>		<b>CY Balance</b>	<b>LY Balance</b>	
			(\$311.18)	

## Supporting Documents

◦ General Ledger [Report](#)

## Standard Checklist

Attached copies of all Transfer Statements and Rollover Benefits Statements

Karen Glover Super Fund

# General Ledger

As at 30 June 2021

Transaction Date	Description	Units	Debit	Credit	Balance \$
					0.00 DR

Total Debits: 0.00

Total Credits: 0.00

# 30100 - Accountancy Fees

2021 Financial Year

---

**Preparer** Jelly Cadiang

**Reviewer** Steven Lee

**Status** Completed

Account Code	Description	CY Balance	LY Balance	Change
30100	Accountancy Fees	\$695.00	\$163.00	326.38%
<b>TOTAL</b>		<b>CY Balance</b>	<b>LY Balance</b>	
		\$695.00	\$163.00	

## Supporting Documents

- General Ledger [Report](#)
- Invoice\_Annual\_Karen Glover Super\_Final\_2020.pdf [30100](#)

## Standard Checklist

- Attach all source documentation
- Ensure all Transactions have been entered

Karen Glover Super Fund  
**General Ledger**

As at 30 June 2021

Transaction Date	Description	Units	Debit	Credit	Balance \$
<b>Accountancy Fees (30100)</b>					
<i>Accountancy Fees (30100)</i>					
22/10/2020	ANZ MOBILE BANKING PAYMENT 772956 TO Superhelp Australia		85.00		85.00 DR
05/02/2021	ANZ MOBILE BANKING PAYMENT 974022 TO Superhelp Australia		610.00		695.00 DR
			<b>695.00</b>		<b>695.00 DR</b>

**Total Debits: 695.00**

**Total Credits: 0.00**





# SUPERHELP AUSTRALIA PTY LTD

A.C.N. 061 126 663

## TAX INVOICE

**Date:** 16-Feb-21

PO BOX 1906  
 MACQUARIE CENTRE, NSW 2113  
 Phone: 1 300 736 453

**Karen Glover Super Fund**  
 1/46 Field Avenue  
 EDITHVALE VIC 3196

OUR REF	DATE	PARTICULARS	NO.	AMOUNT
KARE0001	16/2/21	Annual Administration - Base Fee	1	\$1,070.00
		Additional Investments	3	\$75.00
		Total		\$1,145.00
		GST Included in the Invoice	10.00%	\$104.09
		Amount Received Thank You		\$1,145.00
		<b>BALANCE DUE</b>		<b>\$0.00</b>

# 30400 - ATO Supervisory Levy

2021 Financial Year

---

**Preparer** Jelly Cadiang

**Reviewer** Steven Lee

**Status** Completed

Account Code	Description	CY Balance	LY Balance	Change
30400	ATO Supervisory Levy		\$259.00	100%
<b>TOTAL</b>		<b>CY Balance</b>	<b>LY Balance</b>	
			\$259.00	

## Supporting Documents

- General Ledger [Report](#)

## Standard Checklist

- Attach all source documentation
- Ensure all Transactions have been entered

Karen Glover Super Fund

# General Ledger

As at 30 June 2021

Transaction Date	Description	Units	Debit	Credit	Balance \$
					0.00 DR

Total Debits: 0.00

Total Credits: 0.00

# 30700 - Auditor's Remuneration

2021 Financial Year

---

**Preparer** Jelly Cadiang

**Reviewer** Steven Lee

**Status** Completed

Account Code	Description	CY Balance	LY Balance	Change
30700	Auditor's Remuneration	\$450.00	\$450.00	0%
<b>TOTAL</b>		<b>CY Balance</b>	<b>LY Balance</b>	
		\$450.00	\$450.00	

## Supporting Documents

- General Ledger [Report](#)

## Standard Checklist

- Attach all source documentation
- Ensure all Transactions have been entered

Karen Glover Super Fund

# General Ledger

As at 30 June 2021

Transaction Date	Description	Units	Debit	Credit	Balance \$
<b>Auditor's Remuneration (30700)</b>					
Auditor's Remuneration (30700)					
22/10/2020	ANZ MOBILE BANKING PAYMENT 772956 TO Superhelp Australia		450.00		450.00 DR
			<b>450.00</b>		<b>450.00 DR</b>

Total Debits: 450.00

Total Credits: 0.00

# 30800 - ASIC Fees

2021 Financial Year

Preparer Jelly Cadiang

Reviewer Steven Lee

Status Completed

Account Code	Description	CY Balance	LY Balance	Change
30800	ASIC Fees	\$395.00	\$54.00	631.48%
<b>TOTAL</b>		<b>CY Balance</b>	<b>LY Balance</b>	
		\$395.00	\$54.00	

## Supporting Documents

- General Ledger [Report](#)
- ASIC fees.pdf [30800](#)

## Standard Checklist

- Attach all source documentation
- Ensure all Transactions have been entered

## Karen Glover Super Fund

# General Ledger

As at 30 June 2021

Transaction Date	Description	Units	Debit	Credit	Balance \$
<b>ASIC Fees (30800)</b>					
ASIC Fees (30800)					
27/04/2021	ANZ INTERNET BANKING BPAY ASIC {529858}		137.00		137.00 DR
20/05/2021	ANZ INTERNET BANKING BPAY ASIC {122418}		258.00		395.00 DR
			<b>395.00</b>		<b>395.00 DR</b>

**Total Debits: 395.00**

**Total Credits: 0.00**



**ASIC**  
Australian Securities & Investments Commission

AFN 86 758 285 815

Inquiries  
www.asic.gov.au/tvtricks  
1300 300 800



991119

KAREN GLOVER SUPER FUND PTY LTD  
U 1  
48 FIELD AVE EDITHVALE VIC 3196

Pd 26/4

## INVOICE STATEMENT

Issue date 18 Mar 21  
KAREN GLOVER SUPER FUND PTY LTD

ACN 623 823 772  
Account No. 22 623823772

## Summary

Opening Balance	\$55.00
New items	\$82.00
Payments & credits	\$0.00
<b>TOTAL DUE</b>	<b>\$137.00</b>

- Amounts are not subject to GST (Treasury's determination - exempt taxes, fees and charges).
- Payment of your annual review fee will maintain your registration as an Australian company.

Transaction details are listed on the back of this page

## Please pay

Immediately **\$137.00**

If you have already paid please ignore this invoice statement.

- Late fees will apply if you do NOT
  - tell us about a change during the period that the law allows
  - bring your company or scheme details up to date within 28 days of the date of issue of the annual statement, or
  - pay your review fee within 2 months of the annual review date
- Information on late fee amounts can be found on the ASIC website.



**ASIC**  
Australian Securities & Investments Commission

PAYMENT SLIP  
KAREN GLOVER SUPER FUND PTY LTD

**TOTAL DUE** **\$137.00**  
Immediately **\$137.00**

Payment options are listed on the back of this payment slip



Biller Code: 11301  
Ref: 22623823772

ACN 623 823 772 Account No: 22 623823772



22 623823772



\*14 129 1002296238237723 31





ASIC

Australian Securities &amp; Investments Commission

ABN 96 764 200 015

Inquiries

www.asic.gov.au/invoices

1300 300 630



KAREN GLOVER SUPER FUND PTY LTD  
U 1  
45 FIELD AVE EDITHVALE VIC 3196

## INVOICE STATEMENT

Issue date: 02 May 21

KAREN GLOVER SUPER FUND PTY LTD

ACN 823 823 772

Account No. 22 623823772

## Summary

Opening Balance	\$395.00
New Items	\$0.00
Payments & credits	\$137.00 <i>cr</i>
<b>TOTAL DUE</b>	<b>\$258.00</b>

- Amounts are not subject to GST. (Treasurer's determination - exempt taxes, fees and charges)
  - Payment of your annual review fee will maintain your registration as an Australian company.
- Transaction details are listed on the back of this page.

## Please pay

Immediately **\$258.00**

If you have already paid please ignore this invoice statement.

- Late fees will apply if you do NOT
  - tell us about a change during the period that the law allows
  - bring your company or scheme details up to date within 28 days of the date of issue of the annual statement, or
  - pay your review fee within 2 months of the annual review date.
- Information on late fee amounts can be found on the ASIC website.



ASIC

Australian Securities &amp; Investments Commission

## PAYMENT SLIP

KAREN GLOVER SUPER FUND PTY LTD

ACN 823 823 772

Account No: 22 623823772



22 623823772

**TOTAL DUE** **\$258.00**Immediately **\$258.00**

Payment options are listed on the back of this payment slip.



Billier Code: 17301  
Ref: 2296238237725



7614 126 000296238237723 31

# 31500 - Bank Charges

2021 Financial Year

---

**Preparer** Jelly Cadiang

**Reviewer** Steven Lee

**Status** Completed

Account Code	Description	CY Balance	LY Balance	Change
31500	Bank Charges	\$7.80	\$0.60	1200%
<b>TOTAL</b>		<b>CY Balance</b>	<b>LY Balance</b>	
		\$7.80	\$0.60	

## Supporting Documents

- General Ledger [Report](#)

## Standard Checklist

- Attach all source documentation
- Ensure all Transactions have been entered

Karen Glover Super Fund

General Ledger

As at 30 June 2021

Transaction Date	Description	Units	Debit	Credit	Balance \$
<b>Bank Charges (31500)</b>					
Bank Charges (31500)					
30/10/2020	1 EXCESS EFTPOS PHONE BANKING AUTOMATIC TRANSACTIONS - FEE		0.60		0.60 DR
31/12/2020	1 EXCESS EFTPOS PHONE BANKING AUTOMATIC TRANSACTIONS - FEE		0.60		1.20 DR
29/01/2021	1 EXCESS EFTPOS PHONE BANKING AUTOMATIC TRANSACTIONS - FEE		0.60		1.80 DR
26/02/2021	1 EXCESS INTERNET/ONLINE TRANSACTIONS - FEE		0.60		2.40 DR
26/02/2021	1 EXCESS EFTPOS PHONE BANKING AUTOMATIC TRANSACTIONS - FEE		0.60		3.00 DR
31/03/2021	1 EXCESS EFTPOS PHONE BANKING AUTOMATIC TRANSACTIONS - FEE		0.60		3.60 DR
30/04/2021	2 EXCESS INTERNET/ONLINE TRANSACTIONS - FEE		1.20		4.80 DR
30/04/2021	3 EXCESS EFTPOS PHONE BANKING AUTOMATIC TRANSACTIONS - FEE		1.80		6.60 DR
31/05/2021	2 EXCESS EFTPOS PHONE BANKING AUTOMATIC TRANSACTIONS - FEE		1.20		7.80 DR
			<b>7.80</b>		<b>7.80 DR</b>

Total Debits: 7.80

Total Credits: 0.00

# 37500 - Investment Expenses

2021 Financial Year

Preparer Jelly Cadiang

Reviewer Steven Lee

Status Completed

Account Code	Description	CY Balance	LY Balance	Change
00065	Investment Expenses	\$1,352.94	\$1,317.49	2.69%
AGN.NYE1	Allergan PLC		\$3,956.49	100%
<b>TOTAL</b>		<b>CY Balance</b>	<b>LY Balance</b>	
		\$1,352.94	\$5,273.98	

## Supporting Documents

- General Ledger [Report](#)
- Investment Expenses.pdf [00065](#)

## Standard Checklist

- Attach all source documentation
- Ensure all Transactions have been entered

# Karen Glover Super Fund

## General Ledger

As at 30 June 2021

Transaction Date	Description	Units	Debit	Credit	Balance \$
<b>Investment Expenses (37500)</b>					
<u>Investment Expenses (00065)</u>					
01/07/2020	Client Custody Fee Shares - Jun 2020 (USD 21.01 / 0.6895)		30.47		30.47 DR
01/07/2020	VAT on Fee Client SH - 01-07-2020 (USD 2.10 / 0.6895)		3.05		33.52 DR
02/07/2020	VISA DEBIT PURCHASE CARD 3024 SHARE WEAL* SHARE WEAL SOUTHLAND CEN		55.00		88.52 DR
02/07/2020	VISA DEBIT PURCHASE CARD 3024 SHARE WEAL* SHARE WEAL SOUTHLAND CEN		27.50		116.02 DR
03/08/2020	VISA DEBIT PURCHASE CARD 3024 SHARE WEAL* SHARE WEAL SOUTHLAND CEN		55.00		171.02 DR
03/08/2020	VISA DEBIT PURCHASE CARD 3024 SHARE WEAL* SHARE WEAL SOUTHLAND CEN		27.50		198.52 DR
03/08/2020	Client Custody Fee Shares - Jul 2020 (USD 5.68 / 0.7213)		7.87		206.39 DR
03/08/2020	VAT on Fee Client SH - 03-08-2020 (USD 0.57 / 0.7213)		0.79		207.18 DR
01/09/2020	VISA DEBIT PURCHASE CARD 3024 SHARE WEAL* SHARE WEAL SOUTHLAND CEN		27.50		234.68 DR
01/09/2020	VISA DEBIT PURCHASE CARD 3024 SHARE WEAL* SHARE WEAL SOUTHLAND CEN		55.00		289.68 DR
01/09/2020	Client Custody Fee Shares - Aug 2020 (USD 23.16 / 0.7412)		31.25		320.93 DR
01/09/2020	VAT on Fee Client SH - 01-09-2020 (USD 2.32 / 0.7412)		3.13		324.06 DR
01/10/2020	Client Custody Fee Shares - Sep 2020 (USD 15.09 / 0.7188)		20.99		345.05 DR
01/10/2020	VAT on Fee Client SH - 01-10-2020 (USD 1.51 / 0.7188)		2.10		347.15 DR
02/10/2020	VISA DEBIT PURCHASE CARD 3024 SHARE WEAL* SHARE WEAL SOUTHLAND CEN		55.00		402.15 DR
02/10/2020	VISA DEBIT PURCHASE CARD 3024 SHARE WEAL* SHARE WEAL SOUTHLAND CEN		27.50		429.65 DR
02/11/2020	VISA DEBIT PURCHASE CARD 3024 SHARE WEAL* SHARE WEAL SOUTHLAND CEN		55.00		484.65 DR
02/11/2020	VISA DEBIT PURCHASE CARD 3024 SHARE WEAL* SHARE WEAL SOUTHLAND CEN		27.50		512.15 DR
02/11/2020	Client Custody Fee Shares - Oct 2020 (USD 12.43 / 0.7000)		17.76		529.91 DR
02/11/2020	VAT on Fee Client SH - 02-11-2020 (USD 1.24 / 0.7000)		1.77		531.68 DR
01/12/2020	Client Custody Fee Shares - Nov 2020 (USD 11.85 / 0.7368)		16.08		547.76 DR
01/12/2020	VAT on Fee Client SH - 01-12-2020 (USD 1.18 / 0.7368)		1.60		549.36 DR
02/12/2020	VISA DEBIT PURCHASE CARD 3024 SHARE WEAL* SHARE WEAL SOUTHLAND CEN		27.50		576.86 DR
02/12/2020	VISA DEBIT PURCHASE CARD 3024 SHARE WEAL* SHARE WEAL SOUTHLAND CEN		55.00		631.86 DR
04/01/2021	VISA DEBIT PURCHASE CARD 3024 SHARE WEAL* SHARE WEAL SOUTHLAND CEN		27.50		659.36 DR
04/01/2021	VISA DEBIT PURCHASE CARD 3024 SHARE WEAL* SHARE WEAL SOUTHLAND CEN		55.00		714.36 DR
04/01/2021	Client Custody Fee Shares - Dec 2020		37.65		752.01 DR

# Karen Glover Super Fund

## General Ledger

As at 30 June 2021

Transaction Date	Description	Units	Debit	Credit	Balance \$
	(USD 29.00 / 0.7703)				
04/01/2021	VAT on Fee Client SH - 04-01-2021 (USD 2.90 / 0.7703)		3.76		755.77 DR
01/02/2021	VISA DEBIT PURCHASE CARD 3024 SHARE WEAL* SHARE WEAL SOUTHLAND CEN		27.50		783.27 DR
01/02/2021	VISA DEBIT PURCHASE CARD 3024 SHARE WEAL* SHARE WEAL SOUTHLAND CEN		55.00		838.27 DR
01/02/2021	Client Custody Fee Shares - Jan 2021 (USD 30.63 / 0.7652)		40.03		878.30 DR
01/02/2021	VAT on Fee Client SH - 01-02-2021 (USD 3.06 / 0.7652)		4.00		882.30 DR
01/03/2021	Client Custody Fee Shares - Feb 2021 (USD 28.16 / 0.7745)		36.36		918.66 DR
01/03/2021	VAT on Fee Client SH - 01-03-2021 (USD 2.82 / 0.7745)		3.64		922.30 DR
02/03/2021	VISA DEBIT PURCHASE CARD 3024 SHARE WEAL* SHARE WEAL SOUTHLAND CEN		27.50		949.80 DR
02/03/2021	VISA DEBIT PURCHASE CARD 3024 SHARE WEAL* SHARE WEAL SOUTHLAND CEN		55.00		1,004.80 DR
01/04/2021	VISA DEBIT PURCHASE CARD 3024 SHARE WEAL* SHARE WEAL SOUTHLAND CEN		27.50		1,032.30 DR
01/04/2021	VISA DEBIT PURCHASE CARD 3024 SHARE WEAL* SHARE WEAL SOUTHLAND CEN		55.00		1,087.30 DR
01/04/2021	Client Custody Fee Shares - Mar 2021 (USD 17.94 / 0.7543)		23.78		1,111.08 DR
01/04/2021	VAT on Fee Client SH - 01-04-2021 (USD 1.79 / 0.7543)		2.37		1,113.45 DR
03/05/2021	VISA DEBIT PURCHASE CARD 3024 SHARE WEAL* SHARE WEAL SOUTHLAND CEN		27.50		1,140.95 DR
03/05/2021	VISA DEBIT PURCHASE CARD 3024 SHARE WEAL* SHARE WEAL SOUTHLAND CEN		55.00		1,195.95 DR
03/05/2021	Client Custody Fee Shares - Apr 2021 (USD 25.99 / 0.7714)		33.69		1,229.64 DR
03/05/2021	VAT on Fee Client SH - 03-05-2021 (USD 2.60 / 0.7714)		3.37		1,233.01 DR
01/06/2021	VISA DEBIT PURCHASE CARD 3024 SHARE WEAL* SHARE WEAL SOUTHLAND CEN		55.00		1,288.01 DR
01/06/2021	VISA DEBIT PURCHASE CARD 3024 SHARE WEAL* SHARE WEAL SOUTHLAND CEN		27.50		1,315.51 DR
01/06/2021	Client Custody Fee Shares - May 2021 (USD 26.35 / 0.7744)		34.03		1,349.54 DR
01/06/2021	VAT on Fee Client SH - 01-06-2021 (USD 2.63 / 0.7744)		3.40		1,352.94 DR
			<b>1,352.94</b>		<b>1,352.94 DR</b>

**Total Debits: 1,352.94**

**Total Credits: 0.00**



Share Wealth Systems Pty Ltd  
Suite 101, 75 Tulip Street  
Cheltenham, VIC 3192, Australia

AU: 1300 786 257 US: 1-800 3921257  
<https://sharewealthsystems.com>  
ABN : 46 066 441 405

## TAX INVOICE

Invoice # 30966  
Invoice Date Jul 30, 2020  
Invoice Amount \$27.50 (AUD)  
Customer ID 201890

PAID

**BILLED TO**  
Karen Glover  
Karen Glover Superfund  
1/46 Field Avenue  
Edithvale, VIC 3196  
Australia

DESCRIPTION	UNIT PRICE (Excl. Tax)	DISCOUNT (Excl. Tax)	SUB TOTAL (Excl. Tax)	TAX	AMOUNT (AUD) (Incl. Tax)
USA - Monthly Maintenance	\$77.27 x 1	-\$52.27	\$25.00	\$2.50	\$27.50
				Sub Total excl. Tax	\$25.00
				GST @ 10%	\$2.50
				<b>Total incl. Tax</b>	<b>\$27.50</b>
				Payments	-\$27.50
				<b>Amount Due (AUD)</b>	<b>\$0.00</b>

Additional Monthly Discount applied on line item #1 - \$57.50 .

### PAYMENTS

\$27.50 was paid on 30 Jul, 2020 22:23 AEST by Visa card ending 3024.

### NOTES

Monthly Maintenance payable via VISA / MC **only**  
Annual Maintenance payable via VISA/MC/Bank Transfer  
If you would like to change your subscription periodicity, please simply call us toll free on AU: 1300 786 257 US: 1-800 392 1257 or email us on [support@sharewealthsystems.com](mailto:support@sharewealthsystems.com).  
All other Product Purchases payable via VISA/MC.  
We no longer accept Bank Cheques

If you require them, our bank details are:  
Name: Share Wealth Systems Pty Ltd BSB:013-352 Account: 3545 91274

Thank you for your custom. Invoices are due 7 days from receipt.  
If you have already made or scheduled your payment, thank you and please keep this invoice for your records.



Share Wealth Systems Pty Ltd  
Suite 101, 75 Tulip Street  
Cheltenham, VIC 3192, Australia

AU: 1300 786 257 US: 1-800 3921257  
<https://sharewealthsystems.com>  
ABN : 46 066 441 405

**BILLED TO**  
Karen Glover  
Karen Glover Superfund  
1/46 Field Avenue  
Edithvale, VIC 3196  
Australia

## TAX INVOICE

Invoice # 30957  
Invoice Date Jul 30, 2020  
Invoice Amount \$55.00 (AUD)  
Customer ID 201890

**PAID**

DESCRIPTION	UNIT PRICE (Excl. Tax)	DISCOUNT (Excl. Tax)	SUB TOTAL (Excl. Tax)	TAX	AMOUNT (AUD) (Incl. Tax)
<b>ASX - Monthly Maintenance</b>	\$77.27 x 1	-\$27.27	\$50.00	\$5.00	<b>\$55.00</b>
				Sub Total excl. Tax	\$50.00
				GST @ 10%	\$5.00
				<b>Total incl. Tax</b>	<b>\$55.00</b>
				Payments	-\$55.00
				<b>Amount Due (AUD)</b>	<b>\$0.00</b>

### PAYMENTS

**\$55.00** was paid on 30 Jul, 2020 22:13 AEST by Visa card ending 3024.

### NOTES

Monthly Maintenance payable via VISA / MC **only**  
Annual Maintenance payable via VISA/MC/Bank Transfer  
If you would like to change your subscription periodicity, please simply call us toll free on AU: 1300 786 257 US: 1-800 392 1257 or email us on [support@sharewealthsystems.com](mailto:support@sharewealthsystems.com).  
All other Product Purchases payable via VISA/MC.  
We no longer accept Bank Cheques

If you require them, our bank details are:  
Name: Share Wealth Systems Pty Ltd BSB:013-352 Account: 3545 91274

Thank you for your custom. Invoices are due 7 days from receipt.  
If you have already made or scheduled your payment, thank you and please keep this invoice for your records.





Share Wealth Systems Pty Ltd  
Suite 101, 75 Tulip Street  
Cheltenham, VIC 3192, Australia

AU: 1300 786 257 US: 1-800 3921257  
<https://sharewealthsystems.com>  
ABN : 46 066 441 405

## TAX INVOICE

Invoice # 31592  
Invoice Date Aug 30, 2020  
Invoice Amount \$27.50 (AUD)  
Customer ID 201890

PAID

**BILLED TO**  
Karen Glover  
Karen Glover Superfund  
1/46 Field Avenue  
Edithvale, VIC 3196  
Australia

DESCRIPTION	UNIT PRICE (Excl. Tax)	DISCOUNT (Excl. Tax)	SUB TOTAL (Excl. Tax)	TAX	AMOUNT (AUD) (Incl. Tax)
USA - Monthly Maintenance	\$77.27 x 1	-\$52.27	\$25.00	\$2.50	\$27.50
				Sub Total excl. Tax	\$25.00
				GST @ 10%	\$2.50
				<b>Total incl. Tax</b>	<b>\$27.50</b>
				Payments	-\$27.50
				<b>Amount Due (AUD)</b>	<b>\$0.00</b>

Additional Monthly Discount applied on line item #1 - \$57.50 .

### PAYMENTS

\$27.50 was paid on 30 Aug, 2020 22:23 AEST by Visa card ending 3024.

### NOTES

Monthly Maintenance payable via VISA / MC **only**  
Annual Maintenance payable via VISA/MC/Bank Transfer  
If you would like to change your subscription periodicity, please simply call us toll free on AU: 1300 786 257 US: 1-800 392 1257 or email us on [support@sharewealthsystems.com](mailto:support@sharewealthsystems.com).  
All other Product Purchases payable via VISA/MC.  
We no longer accept Bank Cheques

If you require them, our bank details are:  
Name: Share Wealth Systems Pty Ltd BSB:013-352 Account: 3545 91274

Thank you for your custom. Invoices are due 7 days from receipt.  
If you have already made or scheduled your payment, thank you and please keep this invoice for your records.



Share Wealth Systems Pty Ltd  
Suite 101, 75 Tulip Street  
Cheltenham, VIC 3192, Australia

AU: 1300 786 257 US: 1-800 3921257  
<https://sharewealthsystems.com>  
ABN : 46 066 441 405

**BILLED TO**  
Karen Glover  
Karen Glover Superfund  
1/46 Field Avenue  
Edithvale, VIC 3196  
Australia

## TAX INVOICE

Invoice # 31584  
Invoice Date Aug 30, 2020  
Invoice Amount \$55.00 (AUD)  
Customer ID 201890

**PAID**

DESCRIPTION	UNIT PRICE (Excl. Tax)	DISCOUNT (Excl. Tax)	SUB TOTAL (Excl. Tax)	TAX	AMOUNT (AUD) (Incl. Tax)
<b>ASX - Monthly Maintenance</b>	\$77.27 x 1	-\$27.27	\$50.00	\$5.00	<b>\$55.00</b>
Mates Rates Discount applied on line item #1 - \$30.00 .			Sub Total excl. Tax		\$50.00
			GST @ 10%		\$5.00
			<b>Total incl. Tax</b>		<b>\$55.00</b>
			Payments		-\$55.00
			<b>Amount Due (AUD)</b>		<b>\$0.00</b>

### PAYMENTS

\$55.00 was paid on 30 Aug, 2020 22:13 AEST by Visa card ending 3024.

### NOTES

Monthly Maintenance payable via VISA / MC **only**  
Annual Maintenance payable via VISA/MC/Bank Transfer  
If you would like to change your subscription periodicity, please simply call us toll free on AU: 1300 786 257 US: 1-800 392 1257 or email us on [support@sharewealthsystems.com](mailto:support@sharewealthsystems.com).  
All other Product Purchases payable via VISA/MC.  
We no longer accept Bank Cheques

If you require them, our bank details are:

Name: Share Wealth Systems Pty Ltd BSB:013-352 Account: 3545 91274

Thank you for your custom. Invoices are due 7 days from receipt.

If you have already made or scheduled your payment, thank you and please keep this invoice for your records.



Share Wealth Systems Pty Ltd  
Suite 101, 75 Tulip Street  
Cheltenham, VIC 3192, Australia

AU: 1300 786 257 US: 1-800 3921257  
<https://sharewealthsystems.com>  
ABN : 46 066 441 405

## TAX INVOICE

Invoice # 32545  
Invoice Date Sep 30, 2020  
Invoice Amount \$27.50 (AUD)  
Customer ID 201890

PAID

**BILLED TO**  
Karen Glover  
Karen Glover Superfund  
1/46 Field Avenue  
Edithvale, VIC 3196  
Australia

DESCRIPTION	UNIT PRICE (Excl. Tax)	DISCOUNT (Excl. Tax)	SUB TOTAL (Excl. Tax)	TAX	AMOUNT (AUD) (Incl. Tax)
USA - Monthly Maintenance	\$77.27 x 1	-\$52.27	\$25.00	\$2.50	\$27.50
				Sub Total excl. Tax	\$25.00
				GST @ 10%	\$2.50
				<b>Total incl. Tax</b>	<b>\$27.50</b>
				Payments	-\$27.50
				<b>Amount Due (AUD)</b>	<b>\$0.00</b>

Additional Monthly Discount applied on line item #1 - \$57.50 .

### PAYMENTS

\$27.50 was paid on 30 Sep, 2020 22:23 AEST by Visa card ending 3024.

### NOTES

Monthly Maintenance payable via VISA / MC **only**  
Annual Maintenance payable via VISA/MC/Bank Transfer  
If you would like to change your subscription periodicity, please simply call us toll free on AU: 1300 786 257 US: 1-800 392 1257 or email us on [support@sharewealthsystems.com](mailto:support@sharewealthsystems.com).  
All other Product Purchases payable via VISA/MC.  
We no longer accept Bank Cheques

If you require them, our bank details are:  
Name: Share Wealth Systems Pty Ltd BSB:013-352 Account: 3545 91274

Thank you for your custom. Invoices are due 7 days from receipt.  
If you have already made or scheduled your payment, thank you and please keep this invoice for your records.



Share Wealth Systems Pty Ltd  
Suite 101, 75 Tulip Street  
Cheltenham, VIC 3192, Australia

AU: 1300 786 257 US: 1-800 3921257  
<https://sharewealthsystems.com>  
ABN : 46 066 441 405

**BILLED TO**  
Karen Glover  
Karen Glover Superfund  
1/46 Field Avenue  
Edithvale, VIC 3196  
Australia

## TAX INVOICE

Invoice # 32429  
Invoice Date Sep 30, 2020  
Invoice Amount \$55.00 (AUD)  
Customer ID 201890

**PAID**

DESCRIPTION	UNIT PRICE (Excl. Tax)	DISCOUNT (Excl. Tax)	SUB TOTAL (Excl. Tax)	TAX	AMOUNT (AUD) (Incl. Tax)
<b>ASX - Monthly Maintenance</b>	\$77.27 x 1	-\$27.27	\$50.00	\$5.00	<b>\$55.00</b>
Mates Rates Discount applied on line item #1 - \$30.00 .			Sub Total excl. Tax		\$50.00
			GST @ 10%		\$5.00
			<b>Total incl. Tax</b>		<b>\$55.00</b>
			Payments		-\$55.00
			<b>Amount Due (AUD)</b>		<b>\$0.00</b>

### PAYMENTS

\$55.00 was paid on 30 Sep, 2020 22:13 AEST by Visa card ending 3024.

### NOTES

Monthly Maintenance payable via VISA / MC **only**  
Annual Maintenance payable via VISA/MC/Bank Transfer  
If you would like to change your subscription periodicity, please simply call us toll free on AU: 1300 786 257 US: 1-800 392 1257 or email us on [support@sharewealthsystems.com](mailto:support@sharewealthsystems.com).  
All other Product Purchases payable via VISA/MC.  
We no longer accept Bank Cheques

If you require them, our bank details are:  
Name: Share Wealth Systems Pty Ltd BSB:013-352 Account: 3545 91274

Thank you for your custom. Invoices are due 7 days from receipt.  
If you have already made or scheduled your payment, thank you and please keep this invoice for your records.



Share Wealth Systems Pty Ltd  
Suite 101, 75 Tulip Street  
Cheltenham, VIC 3192, Australia

AU: 1300 786 257 US: 1-800 3921257  
<https://sharewealthsystems.com>  
ABN : 46 066 441 405

**BILLED TO**  
Karen Glover  
Karen Glover Superfund  
1/46 Field Avenue  
Edithvale, VIC 3196  
Australia

## TAX INVOICE

Invoice # 32855  
Invoice Date Oct 30, 2020  
Invoice Amount \$27.50 (AUD)  
Customer ID 201890

**PAID**

DESCRIPTION	UNIT PRICE (Excl. Tax)	DISCOUNT (Excl. Tax)	SUB TOTAL (Excl. Tax)	TAX	AMOUNT (AUD) (Incl. Tax)
USA - Monthly Maintenance	\$77.27273 x 1	-\$52.27	\$25.00	\$2.50	\$27.50
				Sub Total excl. Tax	\$25.00
				GST @ 10%	\$2.50
				<b>Total incl. Tax</b>	<b>\$27.50</b>
				Payments	-\$27.50
				<b>Amount Due (AUD)</b>	<b>\$0.00</b>

### PAYMENTS

**\$27.50** was paid on 30 Oct, 2020 22:23 AEDT by Visa card ending 3024.

### NOTES

Monthly Maintenance payable via VISA / MC **only**  
Annual Maintenance payable via VISA/MC/Bank Transfer  
If you would like to change your subscription periodicity, please simply call us toll free on AU: 1300 786 257 US: 1-800 392 1257 or email us on [support@sharewealthsystems.com](mailto:support@sharewealthsystems.com).  
All other Product Purchases payable via VISA/MC.  
We no longer accept Bank Cheques

If you require them, our bank details are:  
Name: Share Wealth Systems Pty Ltd BSB:013-352 Account: 3545 91274

Thank you for you custom. Invoices are due 7 days from receipt.  
If you have already made or scheduled your payment, thank you and please keep this invoice for your records.



Share Wealth Systems Pty Ltd  
Suite 101, 75 Tulip Street  
Cheltenham, VIC 3192, Australia

AU: 1300 786 257 US: 1-800 3921257  
<https://sharewealthsystems.com>  
ABN : 46 066 441 405

**BILLED TO**  
Karen Glover  
Karen Glover Superfund  
1/46 Field Avenue  
Edithvale, VIC 3196  
Australia

## TAX INVOICE

Invoice # 32844  
Invoice Date Oct 30, 2020  
Invoice Amount \$55.00 (AUD)  
Customer ID 201890

**PAID**

DESCRIPTION	UNIT PRICE (Excl. Tax)	DISCOUNT (Excl. Tax)	SUB TOTAL (Excl. Tax)	TAX	AMOUNT (AUD) (Incl. Tax)
<b>ASX - Monthly Maintenance</b>	\$77.27273 x 1	-\$27.27	\$50.00	\$5.00	<b>\$55.00</b>
Mates Rates Discount applied on line item #1 - \$30.00 .			Sub Total excl. Tax		\$50.00
			GST @ 10%		\$5.00
			<b>Total incl. Tax</b>		<b>\$55.00</b>
			Payments		-\$55.00
			<b>Amount Due (AUD)</b>		<b>\$0.00</b>

### PAYMENTS

**\$55.00** was paid on 30 Oct, 2020 22:13 AEDT by Visa card ending 3024.

### NOTES

Monthly Maintenance payable via VISA / MC **only**  
Annual Maintenance payable via VISA/MC/Bank Transfer  
If you would like to change your subscription periodicity, please simply call us toll free on AU: 1300 786 257 US: 1-800 392 1257 or email us on [support@sharewealthsystems.com](mailto:support@sharewealthsystems.com).  
All other Product Purchases payable via VISA/MC.  
We no longer accept Bank Cheques

If you require them, our bank details are:  
Name: Share Wealth Systems Pty Ltd BSB:013-352 Account: 3545 91274

Thank you for you custom. Invoices are due 7 days from receipt.  
If you have already made or scheduled your payment, thank you and please keep this invoice for your records.



Share Wealth Systems Pty Ltd  
Suite 101, 75 Tulip Street  
Cheltenham, VIC 3192, Australia

AU: 1300 786 257 US: 1-800 3921257  
<https://sharewealthsystems.com>  
ABN : 46 066 441 405

## TAX INVOICE

Invoice # 33678  
Invoice Date Nov 30, 2020  
Invoice Amount \$27.50 (AUD)  
Customer ID 201890

PAID

**BILLED TO**  
Karen Glover  
Karen Glover Superfund  
1/46 Field Avenue  
Edithvale, VIC 3196  
Australia

DESCRIPTION	UNIT PRICE (Excl. Tax)	DISCOUNT (Excl. Tax)	SUB TOTAL (Excl. Tax)	TAX	AMOUNT (AUD) (Incl. Tax)
USA - Monthly Maintenance	\$77.27273 x 1	-\$52.27	\$25.00	\$2.50	\$27.50
Additional Monthly Discount applied on line item #1 - \$57.50 .				Sub Total excl. Tax	\$25.00
				GST @ 10%	\$2.50
				<b>Total incl. Tax</b>	<b>\$27.50</b>
				Payments	-\$27.50
				<b>Amount Due (AUD)</b>	<b>\$0.00</b>

### PAYMENTS

\$27.50 was paid on 30 Nov, 2020 22:23 AEDT by Visa card ending 3024.

### NOTES

Monthly Maintenance payable via VISA / MC **only**  
Annual Maintenance payable via VISA/MC/Bank Transfer  
If you would like to change your subscription periodicity, please simply call us toll free on AU: 1300 786 257 US: 1-800 392 1257 or email us on [support@sharewealthsystems.com](mailto:support@sharewealthsystems.com).  
All other Product Purchases payable via VISA/MC.  
We no longer accept Bank Cheques

If you require them, our bank details are:  
Name: Share Wealth Systems Pty Ltd BSB:013-352 Account: 3545 91274

Thank you for you custom. Invoices are due 7 days from receipt.  
If you have already made or scheduled your payment, thank you and please keep this invoice for your records.



Share Wealth Systems Pty Ltd  
Suite 101, 75 Tulip Street  
Cheltenham, VIC 3192, Australia

AU: 1300 786 257 US: 1-800 3921257  
<https://sharewealthsystems.com>  
ABN : 46 066 441 405

**BILLED TO**  
Karen Glover  
Karen Glover Superfund  
1/46 Field Avenue  
Edithvale, VIC 3196  
Australia

## TAX INVOICE

Invoice # 33581  
Invoice Date Nov 30, 2020  
Invoice Amount \$55.00 (AUD)  
Customer ID 201890

**PAID**

DESCRIPTION	UNIT PRICE (Excl. Tax)	DISCOUNT (Excl. Tax)	SUB TOTAL (Excl. Tax)	TAX	AMOUNT (AUD) (Incl. Tax)
<b>ASX - Monthly Maintenance</b>	\$77.27273 x 1	-\$27.27	\$50.00	\$5.00	<b>\$55.00</b>
Mates Rates Discount applied on line item #1 - \$30.00 .			Sub Total excl. Tax		\$50.00
			GST @ 10%		\$5.00
			<b>Total incl. Tax</b>		<b>\$55.00</b>
			Payments		-\$55.00
			<b>Amount Due (AUD)</b>		<b>\$0.00</b>

### PAYMENTS

**\$55.00** was paid on 30 Nov, 2020 22:13 AEDT by Visa card ending 3024.

### NOTES

Monthly Maintenance payable via VISA / MC **only**  
Annual Maintenance payable via VISA/MC/Bank Transfer  
If you would like to change your subscription periodicity, please simply call us toll free on AU: 1300 786 257 US: 1-800 392 1257 or email us on [support@sharewealthsystems.com](mailto:support@sharewealthsystems.com).  
All other Product Purchases payable via VISA/MC.  
We no longer accept Bank Cheques

If you require them, our bank details are:  
Name: Share Wealth Systems Pty Ltd BSB:013-352 Account: 3545 91274

Thank you for you custom. Invoices are due 7 days from receipt.  
If you have already made or scheduled your payment, thank you and please keep this invoice for your records.





Share Wealth Systems Pty Ltd  
Suite 101, 75 Tulip Street  
Cheltenham, VIC 3192, Australia

AU: 1300 786 257 US: 1-800 3921257  
<https://sharewealthsystems.com>  
ABN : 46 066 441 405

## TAX INVOICE

Invoice # 34093  
Invoice Date Dec 30, 2020  
Invoice Amount \$27.50 (AUD)  
Customer ID 201890

**PAID**

**BILLED TO**  
Karen Glover  
Karen Glover Superfund  
1/46 Field Avenue  
Edithvale, VIC 3196  
Australia

DESCRIPTION	UNIT PRICE (Excl. Tax)	DISCOUNT (Excl. Tax)	SUB TOTAL (Excl. Tax)	TAX	AMOUNT (AUD) (Incl. Tax)
USA - Monthly Maintenance	\$77.27273 x 1	-\$52.27	\$25.00	\$2.50	\$27.50
				Sub Total excl. Tax	\$25.00
				GST @ 10%	\$2.50
				<b>Total incl. Tax</b>	<b>\$27.50</b>
				Payments	-\$27.50
				<b>Amount Due (AUD)</b>	<b>\$0.00</b>

### PAYMENTS

**\$27.50** was paid on 30 Dec, 2020 22:23 AEDT by Visa card ending 3024.

### NOTES

Monthly Maintenance payable via VISA / MC **only**  
Annual Maintenance payable via VISA/MC/Bank Transfer  
If you would like to change your subscription periodicity, please simply call us toll free on AU: 1300 786 257 US: 1-800 392 1257 or email us on [support@sharewealthsystems.com](mailto:support@sharewealthsystems.com).  
All other Product Purchases payable via VISA/MC.  
We no longer accept Bank Cheques

If you require them, our bank details are:

Name: Share Wealth Systems Pty Ltd BSB:013-352 Account: 3545 91274

Thank you for you custom. Invoices are due 7 days from receipt.

If you have already made or scheduled your payment, thank you and please keep this invoice for your records.



Share Wealth Systems Pty Ltd  
Suite 101, 75 Tulip Street  
Cheltenham, VIC 3192, Australia

AU: 1300 786 257 US: 1-800 3921257  
<https://sharewealthsystems.com>  
ABN : 46 066 441 405

## TAX INVOICE

Invoice # 34082  
Invoice Date Dec 30, 2020  
Invoice Amount \$55.00 (AUD)  
Customer ID 201890

**PAID**

**BILLED TO**  
Karen Glover  
Karen Glover Superfund  
1/46 Field Avenue  
Edithvale, VIC 3196  
Australia

DESCRIPTION	UNIT PRICE (Excl. Tax)	DISCOUNT (Excl. Tax)	SUB TOTAL (Excl. Tax)	TAX	AMOUNT (AUD) (Incl. Tax)
ASX - Monthly Maintenance	\$77.27273 x 1	-\$27.27	\$50.00	\$5.00	\$55.00

Mates Rates Discount applied on line item #1 - \$30.00 .				Sub Total excl. Tax	\$50.00
				GST @ 10%	\$5.00
				<b>Total incl. Tax</b>	<b>\$55.00</b>
				Payments	-\$55.00
				<b>Amount Due (AUD)</b>	<b>\$0.00</b>

### PAYMENTS

**\$55.00** was paid on 30 Dec, 2020 22:13 AEDT by Visa card ending 3024.

### NOTES

Monthly Maintenance payable via VISA / MC **only**  
Annual Maintenance payable via VISA/MC/Bank Transfer  
If you would like to change your subscription periodicity, please simply call us toll free on AU: 1300 786 257 US: 1-800 392 1257 or email us on [support@sharewealthsystems.com](mailto:support@sharewealthsystems.com).  
All other Product Purchases payable via VISA/MC.  
We no longer accept Bank Cheques

If you require them, our bank details are:

Name: Share Wealth Systems Pty Ltd BSB:013-352 Account: 3545 91274

Thank you for you custom. Invoices are due 7 days from receipt.  
If you have already made or scheduled your payment, thank you and please keep this invoice for your records.



Share Wealth Systems Pty Ltd  
Suite 101, 75 Tulip Street  
Cheltenham, VIC 3192, Australia

AU: 1300 786 257 US: 1-800 3921257  
<https://sharewealthsystems.com>  
ABN : 46 066 441 405

## TAX INVOICE

Invoice # 34773  
Invoice Date Jan 30, 2021  
Invoice Amount \$27.50 (AUD)  
Customer ID 201890

**PAID**

**BILLED TO**  
Karen Glover  
Karen Glover Superfund  
1/46 Field Avenue  
Edithvale, VIC 3196  
Australia

DESCRIPTION	UNIT PRICE (Excl. Tax)	DISCOUNT (Excl. Tax)	SUB TOTAL (Excl. Tax)	TAX	AMOUNT (AUD) (Incl. Tax)
USA - Monthly Maintenance	\$77.27273 x 1	-\$52.27	\$25.00	\$2.50	\$27.50
				Sub Total excl. Tax	\$25.00
				GST @ 10%	\$2.50
				<b>Total incl. Tax</b>	<b>\$27.50</b>
				Payments	-\$27.50
				<b>Amount Due (AUD)</b>	<b>\$0.00</b>

### PAYMENTS

\$27.50 was paid on 30 Jan, 2021 22:23 AEDT by Visa card ending 3024.

### NOTES

Monthly Maintenance payable via VISA / MC **only**  
Annual Maintenance payable via VISA/MC/Bank Transfer  
If you would like to change your subscription periodicity, please simply call us toll free on AU: 1300 786 257 US: 1-800 392 1257 or email us on [support@sharewealthsystems.com](mailto:support@sharewealthsystems.com).  
All other Product Purchases payable via VISA/MC.  
We no longer accept Bank Cheques

If you require them, our bank details are:

Name: Share Wealth Systems Pty Ltd BSB:013-352 Account: 3545 91274

Thank you for you custom. Invoices are due 7 days from receipt.

If you have already made or scheduled your payment, thank you and please keep this invoice for your records.



Share Wealth Systems Pty Ltd  
Suite 101, 75 Tulip Street  
Cheltenham, VIC 3192, Australia

AU: 1300 786 257 US: 1-800 3921257  
<https://sharewealthsystems.com>  
ABN : 46 066 441 405

## TAX INVOICE

Invoice # 34762  
Invoice Date Jan 30, 2021  
Invoice Amount \$55.00 (AUD)  
Customer ID 201890

**PAID**

**BILLED TO**  
Karen Glover  
Karen Glover Superfund  
1/46 Field Avenue  
Edithvale, VIC 3196  
Australia

DESCRIPTION	UNIT PRICE (Excl. Tax)	DISCOUNT (Excl. Tax)	SUB TOTAL (Excl. Tax)	TAX	AMOUNT (AUD) (Incl. Tax)
ASX - Monthly Maintenance	\$77.27273 x 1	-\$27.27	\$50.00	\$5.00	\$55.00
				Sub Total excl. Tax	\$50.00
				GST @ 10%	\$5.00
				<b>Total incl. Tax</b>	<b>\$55.00</b>
				Payments	-\$55.00
				<b>Amount Due (AUD)</b>	<b>\$0.00</b>

### PAYMENTS

\$55.00 was paid on 30 Jan, 2021 22:13 AEDT by Visa card ending 3024.

### NOTES

Monthly Maintenance payable via VISA / MC **only**  
Annual Maintenance payable via VISA/MC/Bank Transfer  
If you would like to change your subscription periodicity, please simply call us toll free on AU: 1300 786 257 US: 1-800 392 1257 or email us on [support@sharewealthsystems.com](mailto:support@sharewealthsystems.com).  
All other Product Purchases payable via VISA/MC.  
We no longer accept Bank Cheques

If you require them, our bank details are:

Name: Share Wealth Systems Pty Ltd BSB:013-352 Account: 3545 91274

Thank you for you custom. Invoices are due 7 days from receipt.  
If you have already made or scheduled your payment, thank you and please keep this invoice for your records.



Share Wealth Systems Pty Ltd  
Suite 101, 75 Tulip Street  
Cheltenham, VIC 3192, Australia

AU: 1300 786 257 US: 1-800 3921257  
<https://sharewealthsystems.com>  
ABN : 46 066 441 405

## TAX INVOICE

Invoice # 35656  
Invoice Date Feb 28, 2021  
Invoice Amount \$27.50 (AUD)  
Customer ID 201890

**PAID**

**BILLED TO**  
Karen Glover  
Karen Glover Superfund  
1/46 Field Avenue  
Edithvale, VIC 3196  
Australia

DESCRIPTION	UNIT PRICE (Excl. Tax)	DISCOUNT (Excl. Tax)	SUB TOTAL (Excl. Tax)	TAX	AMOUNT (AUD) (Incl. Tax)
USA - Monthly Maintenance	\$77.27 x 1	-\$52.27	\$25.00	\$2.50	\$27.50
				Sub Total excl. Tax	\$25.00
				GST @ 10%	\$2.50
				<b>Total incl. Tax</b>	<b>\$27.50</b>
				Payments	-\$27.50
				<b>Amount Due (AUD)</b>	<b>\$0.00</b>

### PAYMENTS

\$27.50 was paid on 28 Feb, 2021 22:23 AEDT by Visa card ending 3024.

### NOTES

Monthly Maintenance payable via VISA / MC **only**  
Annual Maintenance payable via VISA/MC/Bank Transfer  
If you would like to change your subscription periodicity, please simply call us toll free on AU: 1300 786 257 US: 1-800 392 1257 or email us on [support@sharewealthsystems.com](mailto:support@sharewealthsystems.com).  
All other Product Purchases payable via VISA/MC.  
We no longer accept Bank Cheques

If you require them, our bank details are:

Name: Share Wealth Systems Pty Ltd BSB:013-352 Account: 3545 91274

Thank you for you custom. Invoices are due 7 days from receipt.

If you have already made or scheduled your payment, thank you and please keep this invoice for your records.



Share Wealth Systems Pty Ltd  
Suite 101, 75 Tulip Street  
Cheltenham, VIC 3192, Australia

AU: 1300 786 257 US: 1-800 3921257  
<https://sharewealthsystems.com>  
ABN : 46 066 441 405

## TAX INVOICE

Invoice # 35562  
Invoice Date Feb 28, 2021  
Invoice Amount \$55.00 (AUD)  
Customer ID 201890

**PAID**

**BILLED TO**  
Karen Glover  
Karen Glover Superfund  
1/46 Field Avenue  
Edithvale, VIC 3196  
Australia

DESCRIPTION	UNIT PRICE (Excl. Tax)	DISCOUNT (Excl. Tax)	SUB TOTAL (Excl. Tax)	TAX	AMOUNT (AUD) (Incl. Tax)
ASX - Monthly Maintenance	\$77.27 x 1	-\$27.27	\$50.00	\$5.00	\$55.00

Mates Rates Discount applied on line item #1 - \$30.00 .				Sub Total excl. Tax	\$50.00
				GST @ 10%	\$5.00
				<b>Total incl. Tax</b>	<b>\$55.00</b>
				Payments	-\$55.00
				<b>Amount Due (AUD)</b>	<b>\$0.00</b>

### PAYMENTS

\$55.00 was paid on 28 Feb, 2021 22:13 AEDT by Visa card ending 3024.

### NOTES

Monthly Maintenance payable via VISA / MC **only**  
Annual Maintenance payable via VISA/MC/Bank Transfer  
If you would like to change your subscription periodicity, please simply call us toll free on AU: 1300 786 257 US: 1-800 392 1257 or email us on [support@sharewealthsystems.com](mailto:support@sharewealthsystems.com).  
All other Product Purchases payable via VISA/MC.  
We no longer accept Bank Cheques

If you require them, our bank details are:

Name: Share Wealth Systems Pty Ltd BSB:013-352 Account: 3545 91274

Thank you for you custom. Invoices are due 7 days from receipt.

If you have already made or scheduled your payment, thank you and please keep this invoice for your records.



Share Wealth Systems Pty Ltd  
Suite 101, 75 Tulip Street  
Cheltenham, VIC 3192, Australia

AU: 1300 786 257 US: 1-800 3921257  
<https://sharewealthsystems.com>  
ABN : 46 066 441 405

## TAX INVOICE

Invoice # 36157  
Invoice Date Mar 30, 2021  
Invoice Amount \$27.50 (AUD)  
Customer ID 201890

**PAID**

**BILLED TO**  
Karen Glover  
Karen Glover Superfund  
1/46 Field Avenue  
Edithvale, VIC 3196  
Australia

DESCRIPTION	UNIT PRICE (Excl. Tax)	DISCOUNT (Excl. Tax)	SUB TOTAL (Excl. Tax)	TAX	AMOUNT (AUD) (Incl. Tax)
USA - Monthly Maintenance	\$77.27 x 1	-\$52.27	\$25.00	\$2.50	\$27.50
				Sub Total excl. Tax	\$25.00
				GST @ 10%	\$2.50
				<b>Total incl. Tax</b>	<b>\$27.50</b>
				Payments	-\$27.50
				<b>Amount Due (AUD)</b>	<b>\$0.00</b>

### PAYMENTS

\$27.50 was paid on 30 Mar, 2021 22:23 AEDT by Visa card ending 3024.

### NOTES

Monthly Maintenance payable via VISA / MC **only**  
Annual Maintenance payable via VISA/MC/Bank Transfer  
If you would like to change your subscription periodicity, please simply call us toll free on AU: 1300 786 257 US: 1-800 392 1257 or email us on [support@sharewealthsystems.com](mailto:support@sharewealthsystems.com).  
All other Product Purchases payable via VISA/MC.  
We no longer accept Bank Cheques

If you require them, our bank details are:

Name: Share Wealth Systems Pty Ltd BSB:013-352 Account: 3545 91274

Thank you for you custom. Invoices are due 7 days from receipt.

If you have already made or scheduled your payment, thank you and please keep this invoice for your records.



Share Wealth Systems Pty Ltd  
Suite 101, 75 Tulip Street  
Cheltenham, VIC 3192, Australia

AU: 1300 786 257 US: 1-800 3921257  
<https://sharewealthsystems.com>  
ABN : 46 066 441 405

## TAX INVOICE

Invoice # 36146  
Invoice Date Mar 30, 2021  
Invoice Amount \$55.00 (AUD)  
Customer ID 201890

**PAID**

**BILLED TO**  
Karen Glover  
Karen Glover Superfund  
1/46 Field Avenue  
Edithvale, VIC 3196  
Australia

DESCRIPTION	UNIT PRICE (Excl. Tax)	DISCOUNT (Excl. Tax)	SUB TOTAL (Excl. Tax)	TAX	AMOUNT (AUD) (Incl. Tax)
ASX - Monthly Maintenance	\$77.27 x 1	-\$27.27	\$50.00	\$5.00	\$55.00

Mates Rates Discount applied on line item #1 - \$30.00 .				Sub Total excl. Tax	\$50.00
				GST @ 10%	\$5.00
				<b>Total incl. Tax</b>	<b>\$55.00</b>
				Payments	-\$55.00
				<b>Amount Due (AUD)</b>	<b>\$0.00</b>

### PAYMENTS

\$55.00 was paid on 30 Mar, 2021 22:13 AEDT by Visa card ending 3024.

### NOTES

Monthly Maintenance payable via VISA / MC **only**  
Annual Maintenance payable via VISA/MC/Bank Transfer  
If you would like to change your subscription periodicity, please simply call us toll free on AU: 1300 786 257 US: 1-800 392 1257 or email us on [support@sharewealthsystems.com](mailto:support@sharewealthsystems.com).  
All other Product Purchases payable via VISA/MC.  
We no longer accept Bank Cheques

If you require them, our bank details are:

Name: Share Wealth Systems Pty Ltd BSB:013-352 Account: 3545 91274

Thank you for you custom. Invoices are due 7 days from receipt.

If you have already made or scheduled your payment, thank you and please keep this invoice for your records.





Share Wealth Systems Pty Ltd  
Suite 101, 75 Tulip Street  
Cheltenham, VIC 3192, Australia

AU: 1300 786 257 US: 1-800 3921257  
<https://sharewealthsystems.com>  
ABN : 46 066 441 405

## TAX INVOICE

Invoice # 37131  
Invoice Date Apr 30, 2021  
Invoice Amount \$27.50 (AUD)  
Customer ID 201890

**PAID**

### BILLED TO

Karen Glover  
Karen Glover Superfund  
1/46 Field Avenue  
Edithvale, VIC 3196  
Australia

DESCRIPTION	UNIT PRICE (Excl. Tax)	DISCOUNT (Excl. Tax)	SUB TOTAL (Excl. Tax)	TAX	AMOUNT (AUD) (Incl. Tax)
USA - Monthly Maintenance	\$77.27 x 1	-\$52.27	\$25.00	\$2.50	\$27.50
				Sub Total excl. Tax	\$25.00
				GST @ 10%	\$2.50
				<b>Total incl. Tax</b>	<b>\$27.50</b>
				Payments	-\$27.50
				<b>Amount Due (AUD)</b>	<b>\$0.00</b>

### PAYMENTS

\$27.50 was paid on 30 Apr, 2021 22:23 AEST by Visa card ending 3024.

### NOTES

Monthly Maintenance payable via VISA / MC **only**  
Annual Maintenance payable via VISA/MC/Bank Transfer  
If you would like to change your subscription periodicity, please simply call us toll free on AU: 1300 786 257 US: 1-800 392 1257 or email us on [support@sharewealthsystems.com](mailto:support@sharewealthsystems.com).  
All other Product Purchases payable via VISA/MC.  
We no longer accept Bank Cheques

If you require them, our bank details are:

Name: Share Wealth Systems Pty Ltd BSB:013-352 Account: 3545 91274

Thank you for you custom. Invoices are due 7 days from receipt.

If you have already made or scheduled your payment, thank you and please keep this invoice for your records.



Share Wealth Systems Pty Ltd  
Suite 101, 75 Tulip Street  
Cheltenham, VIC 3192, Australia

AU: 1300 786 257 US: 1-800 3921257  
<https://sharewealthsystems.com>  
ABN : 46 066 441 405

## TAX INVOICE

Invoice # 37008  
Invoice Date Apr 30, 2021  
Invoice Amount \$55.00 (AUD)  
Customer ID 201890

**PAID**

**BILLED TO**  
Karen Glover  
Karen Glover Superfund  
1/46 Field Avenue  
Edithvale, VIC 3196  
Australia

DESCRIPTION	UNIT PRICE (Excl. Tax)	DISCOUNT (Excl. Tax)	SUB TOTAL (Excl. Tax)	TAX	AMOUNT (AUD) (Incl. Tax)
ASX - Monthly Maintenance	\$77.27 x 1	-\$27.27	\$50.00	\$5.00	\$55.00

Sub Total excl. Tax \$50.00  
GST @ 10% \$5.00

**Total incl. Tax \$55.00**

Payments -\$55.00

**Amount Due (AUD) \$0.00**

Mates Rates Discount applied on line item  
#1 - \$30.00 .

### PAYMENTS

\$55.00 was paid on 30 Apr, 2021 22:13 AEST by Visa card ending 3024.

### NOTES

Monthly Maintenance payable via VISA / MC **only**  
Annual Maintenance payable via VISA/MC/Bank Transfer  
If you would like to change your subscription periodicity, please simply call us toll free on AU: 1300 786 257 US: 1-800 392 1257 or email us on [support@sharewealthsystems.com](mailto:support@sharewealthsystems.com).  
All other Product Purchases payable via VISA/MC.  
We no longer accept Bank Cheques

If you require them, our bank details are:

Name: Share Wealth Systems Pty Ltd BSB:013-352 Account: 3545 91274

Thank you for you custom. Invoices are due 7 days from receipt.

If you have already made or scheduled your payment, thank you and please keep this invoice for your records.



Share Wealth Systems Pty Ltd  
Suite 101, 75 Tulip Street  
Cheltenham, VIC 3192, Australia

AU: 1300 786 257 US: 1-800 3921257  
<https://sharewealthsystems.com>  
ABN : 46 066 441 405

## TAX INVOICE

Invoice # 37530  
Invoice Date May 30, 2021  
Invoice Amount \$27.50 (AUD)  
Customer ID 201890

**PAID**

**BILLED TO**  
Karen Glover  
Karen Glover Superfund  
1/46 Field Avenue  
Edithvale, VIC 3196  
Australia

DESCRIPTION	UNIT PRICE (Excl. Tax)	DISCOUNT (Excl. Tax)	SUB TOTAL (Excl. Tax)	TAX	AMOUNT (AUD) (Incl. Tax)
USA - Monthly Maintenance	\$77.27 x 1	-\$52.27	\$25.00	\$2.50	\$27.50
				Sub Total excl. Tax	\$25.00
				GST @ 10%	\$2.50
				<b>Total incl. Tax</b>	<b>\$27.50</b>
				Payments	-\$27.50
				<b>Amount Due (AUD)</b>	<b>\$0.00</b>

### PAYMENTS

\$27.50 was paid on 30 May, 2021 22:23 AEST by Visa card ending 3024.

### NOTES

Monthly Maintenance payable via VISA / MC **only**  
Annual Maintenance payable via VISA/MC/Bank Transfer  
If you would like to change your subscription periodicity, please simply call us toll free on AU: 1300 786 257 US: 1-800 392 1257 or email us on [support@sharewealthsystems.com](mailto:support@sharewealthsystems.com).  
All other Product Purchases payable via VISA/MC.  
We no longer accept Bank Cheques

If you require them, our bank details are:

Name: Share Wealth Systems Pty Ltd BSB:013-352 Account: 3545 91274

Thank you for you custom. Invoices are due 7 days from receipt.

If you have already made or scheduled your payment, thank you and please keep this invoice for your records.



Share Wealth Systems Pty Ltd  
Suite 101, 75 Tulip Street  
Cheltenham, VIC 3192, Australia

AU: 1300 786 257 US: 1-800 3921257  
<https://sharewealthsystems.com>  
ABN : 46 066 441 405

## TAX INVOICE

Invoice # 37516  
Invoice Date May 30, 2021  
Invoice Amount \$55.00 (AUD)  
Customer ID 201890

**PAID**

**BILLED TO**  
Karen Glover  
Karen Glover Superfund  
1/46 Field Avenue  
Edithvale, VIC 3196  
Australia

DESCRIPTION	UNIT PRICE (Excl. Tax)	DISCOUNT (Excl. Tax)	SUB TOTAL (Excl. Tax)	TAX	AMOUNT (AUD) (Incl. Tax)
ASX - Monthly Maintenance	\$77.27 x 1	-\$27.27	\$50.00	\$5.00	\$55.00

Mates Rates Discount applied on line item #1 - \$30.00 .				Sub Total excl. Tax	\$50.00
				GST @ 10%	\$5.00
				<b>Total incl. Tax</b>	<b>\$55.00</b>
				Payments	-\$55.00
				<b>Amount Due (AUD)</b>	<b>\$0.00</b>

### PAYMENTS

\$55.00 was paid on 30 May, 2021 22:13 AEST by Visa card ending 3024.

### NOTES

Monthly Maintenance payable via VISA / MC **only**  
Annual Maintenance payable via VISA/MC/Bank Transfer  
If you would like to change your subscription periodicity, please simply call us toll free on AU: 1300 786 257 US: 1-800 392 1257 or email us on [support@sharewealthsystems.com](mailto:support@sharewealthsystems.com).  
All other Product Purchases payable via VISA/MC.  
We no longer accept Bank Cheques

If you require them, our bank details are:  
Name: Share Wealth Systems Pty Ltd BSB:013-352 Account: 3545 91274

Thank you for you custom. Invoices are due 7 days from receipt.  
If you have already made or scheduled your payment, thank you and please keep this invoice for your records.



Share Wealth Systems Pty Ltd  
Suite 101, 75 Tulip Street  
Cheltenham, VIC 3192, Australia

AU: 1300 786 257 US: 1-800 3921257  
<https://sharewealthsystems.com>  
ABN : 46 066 441 405

## TAX INVOICE

Invoice # 38586  
Invoice Date Jun 30, 2021  
Invoice Amount \$27.50 (AUD)  
Customer ID 201890

**PAID**

**BILLED TO**  
Karen Glover  
Karen Glover Superfund  
1/46 Field Avenue  
Edithvale, VIC 3196  
Australia

DESCRIPTION	UNIT PRICE (Excl. Tax)	DISCOUNT (Excl. Tax)	SUB TOTAL (Excl. Tax)	TAX	AMOUNT (AUD) (Incl. Tax)
USA - Monthly Maintenance	\$77.27 x 1	-\$52.27	\$25.00	\$2.50	\$27.50
				Sub Total excl. Tax	\$25.00
				GST @ 10%	\$2.50
				<b>Total incl. Tax</b>	<b>\$27.50</b>
				Payments	-\$27.50
				<b>Amount Due (AUD)</b>	<b>\$0.00</b>

### PAYMENTS

\$27.50 was paid on 30 Jun, 2021 22:23 AEST by Visa card ending 3024.

### NOTES

Monthly Maintenance payable via VISA / MC **only**  
Annual Maintenance payable via VISA/MC/Bank Transfer  
If you would like to change your subscription periodicity, please simply call us toll free on AU: 1300 786 257 US: 1-800 392 1257 or email us on [support@sharewealthsystems.com](mailto:support@sharewealthsystems.com).  
All other Product Purchases payable via VISA/MC.  
We no longer accept Bank Cheques

If you require them, our bank details are:

Name: Share Wealth Systems Pty Ltd BSB:013-352 Account: 3545 91274

Thank you for you custom. Invoices are due 7 days from receipt.

If you have already made or scheduled your payment, thank you and please keep this invoice for your records.



Share Wealth Systems Pty Ltd  
Suite 101, 75 Tulip Street  
Cheltenham, VIC 3192, Australia

AU: 1300 786 257 US: 1-800 3921257  
<https://sharewealthsystems.com>  
ABN : 46 066 441 405

## TAX INVOICE

Invoice # 38462  
Invoice Date Jun 30, 2021  
Invoice Amount \$55.00 (AUD)  
Customer ID 201890

**PAID**

**BILLED TO**  
Karen Glover  
Karen Glover Superfund  
1/46 Field Avenue  
Edithvale, VIC 3196  
Australia

DESCRIPTION	UNIT PRICE (Excl. Tax)	DISCOUNT (Excl. Tax)	SUB TOTAL (Excl. Tax)	TAX	AMOUNT (AUD) (Incl. Tax)
ASX - Monthly Maintenance	\$77.27 x 1	-\$27.27	\$50.00	\$5.00	\$55.00

Mates Rates Discount applied on line item #1 - \$30.00 .				Sub Total excl. Tax	\$50.00
				GST @ 10%	\$5.00
				<b>Total incl. Tax</b>	<b>\$55.00</b>
				Payments	-\$55.00
				<b>Amount Due (AUD)</b>	<b>\$0.00</b>

### PAYMENTS

\$55.00 was paid on 30 Jun, 2021 22:13 AEST by Visa card ending 3024.

### NOTES

Monthly Maintenance payable via VISA / MC **only**  
Annual Maintenance payable via VISA/MC/Bank Transfer  
If you would like to change your subscription periodicity, please simply call us toll free on AU: 1300 786 257 US: 1-800 392 1257 or email us on [support@sharewealthsystems.com](mailto:support@sharewealthsystems.com).  
All other Product Purchases payable via VISA/MC.  
We no longer accept Bank Cheques

If you require them, our bank details are:

Name: Share Wealth Systems Pty Ltd BSB:013-352 Account: 3545 91274

Thank you for you custom. Invoices are due 7 days from receipt.  
If you have already made or scheduled your payment, thank you and please keep this invoice for your records.

# 37900 - Interest Paid

2021 Financial Year

Preparer Jelly Cadiang

Reviewer Steven Lee

Status Completed

Account Code	Description	CY Balance	LY Balance	Change
37900	Interest Paid	\$16.32	\$3.52	363.64%
<b>TOTAL</b>		<b>CY Balance</b>	<b>LY Balance</b>	
		\$16.32	\$3.52	

## Supporting Documents

- General Ledger [Report](#)

## Standard Checklist

- Attach all source documentation
- Ensure all Transactions have been entered

Karen Glover Super Fund

# General Ledger

As at 30 June 2021

Transaction Date	Description	Units	Debit	Credit	Balance \$
<b>Interest Paid (37900)</b>					
<u>Interest Paid (37900)</u>					
31/03/2021	Client Interest - Mar 2021		16.32		16.32 DR
			<b>16.32</b>		<b>16.32 DR</b>

**Total Debits: 16.32**

**Total Credits: 0.00**



# 46000 - Benefits Paid/Transfers Out

2021 Financial Year

Preparer Jelly Cadiang

Reviewer Steven Lee

Status Completed

Account Code	Description	CY Balance	LY Balance	Change
GLOKAR00001A	(Benefits Paid/Transfers Out) Glover, Karen - Accumulation (Accumulation)	\$50,000.00		100%
<b>TOTAL</b>		<b>CY Balance</b>	<b>LY Balance</b>	
		\$50,000.00		

## Supporting Documents

- General Ledger [Report](#)
- Signed Lump\_sum\_Minutes.pdf [GLOKAR00001A](#)

## Standard Checklist

- Attach appropriate documentation in case of death or disability benefits or marriage breakdown
- Attach copies of Minutes, Rollover Benefits Statement, Lump Sum Payment form etc
- Ensure benefit calculated in accordance with Trust Deed

Karen Glover Super Fund

# General Ledger

As at 30 June 2021

Transaction Date	Description	Units	Debit	Credit	Balance \$
<b>Benefits Paid/Transfers Out (46000)</b>					
<i>(Benefits Paid/Transfers Out) Glover, Karen - Accumulation (GLOKAR00001A)</i>					
21/06/2021	ANZ INTERNET BANKING FUNDS TFER TRANSFER 107078 TO 013352284656529		50,000.00		50,000.00 DR
			<b>50,000.00</b>		<b>50,000.00 DR</b>

**Total Debits: 50,000.00**

**Total Credits: 0.00**

Karen Glover Super Fund

## Minutes of a Meeting of the Director(s)

held on 18/06/2021 at 4pm

---

PRESENT: Karen Glover

LUMP SUM PAYMENT: Member Karen Glover wishes to make the following lump sum payment(s).

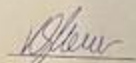
Lump Sum Date	Account Name	Amount
21/06/2021	Accumulation	\$50,000.00

TRUSTEE ACKNOWLEDGEMENT:

It was resolved that Trustees have agreed to this and has taken action to ensure the following:

- The Trustee(s) will notify the member, in writing, of their lump sum amount.
- The Trustee(s) will comply with the ATO obligations.

CLOSURE: Signed by the chairperson pursuant to the Fund Deed.



Karen Glover

Chairperson

# 48500 - Income Tax Expense

2021 Financial Year

---

**Preparer** Jelly Cadiang

**Reviewer** Steven Lee

**Status** Completed

Account Code	Description	CY Balance	LY Balance	Change
48500	Income Tax Expense	\$8,313.70	\$1,720.78	383.14%
<b>TOTAL</b>		<b>CY Balance</b>	<b>LY Balance</b>	
		\$8,313.70	\$1,720.78	

## Supporting Documents

No supporting documents

# 49000 - Profit/Loss Allocation Account

2021 Financial Year

---

**Preparer** Jelly Cadiang

**Reviewer** Steven Lee

**Status** Completed

Account Code	Description	CY Balance	LY Balance	Change
49000	Profit/Loss Allocation Account	\$16,405.98	\$48,438.40	(66.13)%
<b>TOTAL</b>		<b>CY Balance</b>	<b>LY Balance</b>	
		\$16,405.98	\$48,438.40	

## Supporting Documents

No supporting documents

## 50000 - Members

2021 Financial Year

Preparer Jelly Cadiang

Reviewer Steven Lee

Status Completed

Account Code	Description	Opening Balance	Contribution Income	Earnings	Member Payments	Tax & Fees	Closing Balance	Change
GLOKAR00001A	Glover, Karen - Accumulation (Accumulation)	(\$658,018.84)	(\$13,892.70)	(\$62,501.62)	\$50,000.00	\$9,988.34	(\$674,424.82)	2.49%
<b>TOTAL</b>		<b>Opening Balance</b>	<b>Contribution Income</b>	<b>Earnings</b>	<b>Member Payments</b>	<b>Tax &amp; Fees</b>	<b>Closing Balance</b>	
		(\$658,018.84)	(\$13,892.70)	(\$62,501.62)	\$50,000.00	\$9,988.34	(\$674,424.82)	

### Supporting Documents

- Members Summary [Report](#)
- Members Statements [Report](#)

### Standard Checklist

- Attach copies of Members Statements

# Karen Glover Super Fund

## Members Statement

Karen Joyce Glover  
 1/46 Field Avenue  
 Edithvale, Victoria, 3196, Australia

### Your Details

Date of Birth :	Provided	Nominated Beneficiaries:	N/A
Age:	58	Nomination Type:	N/A
Tax File Number:	Provided	Vested Benefits:	674,424.82
Date Joined Fund:	01/07/2018	Total Death Benefit:	674,424.82
Service Period Start Date:			
Date Left Fund:			
Member Code:	GLOKAR00001A		
Account Start Date:	01/07/2018		
Account Phase:	Accumulation Phase		
Account Description:	Accumulation		

### Your Balance

Total Benefits	674,424.82
<u>Preservation Components</u>	
Preserved	671,065.68
Unrestricted Non Preserved	3,359.14
Restricted Non Preserved	
<u>Tax Components</u>	
Tax Free	12,719.71
Taxable	661,705.11

### Your Detailed Account Summary

	This Year	Last Year
Opening balance at 01/07/2020	658,018.84	609,580.44
<u>Increases to Member account during the period</u>		
Employer Contributions	13,892.70	11,047.04
Personal Contributions (Concessional)		
Personal Contributions (Non Concessional)		
Government Co-Contributions		
Other Contributions		
Proceeds of Insurance Policies		
Transfers In		311.18
Net Earnings	62,501.62	40,452.88
Internal Transfer In		
<u>Decreases to Member account during the period</u>		
Pensions Paid		
Contributions Tax	2,083.94	1,657.01
Income Tax	7,904.40	1,715.69
No TFN Excess Contributions Tax		
Excess Contributions Tax		
Refund Excess Contributions		
Division 293 Tax		
Insurance Policy Premiums Paid		
Management Fees		
Member Expenses		
Benefits Paid/Transfers Out	50,000.00	
Superannuation Surcharge Tax		
Internal Transfer Out		
Closing balance at 30/06/2021	674,424.82	658,018.84

# Karen Glover Super Fund

## Members Statement

---

### Trustee's Disclaimer

This statement has been prepared by the Trustee for the member whose name appears at the top of this statement. Every effort has been made by the Trustee to ensure the accuracy and completeness of this Statement. The Trustee does not accept any liability for any error, omission or misprint. All amounts shown in relation to benefits do not take into account any amounts which may be withheld to satisfy the requirements imposed by the Income Tax Assessment Act 1936.

Signed by all the trustees of the fund

---

Karen Joyce Glover  
Director



Karen Glover Super Fund  
**Members Summary**

As at 30 June 2021

Opening Balances	Increases				Decreases					Closing Balance	
	Contributions	Transfers In	Net Earnings	Insurance Proceeds	Pensions Paid	Contributions Tax	Taxes Paid	Benefits Paid/ Transfers Out	Insurance Premiums		Member Expenses
<b>Karen Joyce Glover (Age: 58)</b>											
GLOKAR00001A - Accumulation											
658,018.84	13,892.70		62,501.62			2,083.94	7,904.40	50,000.00			674,424.82
<b>658,018.84</b>	<b>13,892.70</b>		<b>62,501.62</b>			<b>2,083.94</b>	<b>7,904.40</b>	<b>50,000.00</b>			<b>674,424.82</b>
<b>658,018.84</b>	<b>13,892.70</b>		<b>62,501.62</b>			<b>2,083.94</b>	<b>7,904.40</b>	<b>50,000.00</b>			<b>674,424.82</b>

# 60400 - Bank Accounts

2021 Financial Year

Preparer Jelly Cadiang

Reviewer Steven Lee

Status Completed

Account Code	Description	CY Balance	LY Balance	Change
ANZ467748565	ANZ Business Premium Saver 4677-48565	\$25,163.24	\$64,783.28	(61.16)%
SAXOAUDAC	Saxo AUD Cash Account	\$14,848.02	\$137,359.23	(89.19)%
SAXOUSDAC	Saxo USD Cash Account	\$2,226.53	\$298,922.00	(99.26)%
<b>TOTAL</b>		<b>CY Balance</b>	<b>LY Balance</b>	
		\$42,237.79	\$501,064.51	

## Supporting Documents

- Bank Statement Report [Report](#)
- Bank\_stats\_ANZ\_565.pdf [ANZ467748565](#)
- AccountStatement\_8865342\_2020-07-01\_2021-06-30.pdf [SAXOAUDAC](#)
- AccountStatement\_8865342\_2020-07-01\_2021-06-30 (1).pdf [SAXOUSDAC](#)
- WP\_USD.pdf [SAXOUSDAC](#)

## Standard Checklist

- Attach Copies of Bank Statements
- Attach copy of Bank Statement Report
- Ensure all Balances match Statement Balances at June 30
- Ensure all Transactions have been entered

# Karen Glover Super Fund

## Bank Statement Report

For The Period 01 July 2020 to 30 June 2021

**Chart Code:** 60400 / ANZ467748565

**Account Name:** ANZ Business Premium Saver 4677-48565

**BSB and Account Number:** 016268 467748565

<b>Opening Balance</b>	-	<b>Total Debits</b>	+	<b>Total Credits</b>	=	<b>Closing Balance</b>	<b>Data Feed Used</b>
\$ 64,783.28		\$ 53,546.80		\$ 13,926.76		\$ 25,163.24	

Date	Description	Debit \$	Credit \$	Ledger Balance \$	Statement Balance \$	Variance \$
01/07/2020	Opening Balance			64,783.28		
02/07/2020	VISA DEBIT PURCHASE CARD 3024 SHARE WEAL* SHARE WEAL SOUTHLAND CEN	55.00		64,728.28		
02/07/2020	VISA DEBIT PURCHASE CARD 3024 SHARE WEAL* SHARE WEAL SOUTHLAND CEN	27.50		64,700.78		
09/07/2020	TRANSFER FROM QUICKSUPER QUICKSPR2730732670		433.73	65,134.51		
23/07/2020	TRANSFER FROM QUICKSUPER QUICKSPR2740534115		445.38	65,579.89		
31/07/2020	CREDIT INTEREST PAID		2.77	65,582.66		
03/08/2020	ANZ INTERNET BANKING BPAY TAX OFFICE PAYMENT {795154}	262.00		65,320.66		
03/08/2020	VISA DEBIT PURCHASE CARD 3024 SHARE WEAL* SHARE WEAL SOUTHLAND CEN	55.00		65,265.66		
03/08/2020	VISA DEBIT PURCHASE CARD 3024 SHARE WEAL* SHARE WEAL SOUTHLAND CEN	27.50		65,238.16		
06/08/2020	TRANSFER FROM QUICKSUPER QUICKSPR2750460835		410.60	65,648.76		
20/08/2020	TRANSFER FROM QUICKSUPER QUICKSPR2760548649		410.60	66,059.36		
31/08/2020	CREDIT INTEREST PAID		2.79	66,062.15		
01/09/2020	VISA DEBIT PURCHASE CARD 3024 SHARE WEAL* SHARE WEAL SOUTHLAND CEN	55.00		66,007.15		
01/09/2020	VISA DEBIT PURCHASE CARD 3024 SHARE WEAL* SHARE WEAL SOUTHLAND CEN	27.50		65,979.65		
03/09/2020	TRANSFER FROM QUICKSUPER QUICKSPR2770461109		413.11	66,392.76		
17/09/2020	TRANSFER FROM QUICKSUPER QUICKSPR2780384667		421.90	66,814.66		
30/09/2020	CREDIT INTEREST PAID		2.73	66,817.39		

**Karen Glover Super Fund**

**Bank Statement Report**

For The Period 01 July 2020 to 30 June 2021

Date	Description	Debit \$	Credit \$	Ledger Balance \$	Statement Balance \$	Variance \$
01/10/2020	TRANSFER FROM QUICKSUPER QUICKSPR2790358717		421.90	67,239.29		
02/10/2020	VISA DEBIT PURCHASE CARD 3024 SHARE WEAL* SHARE WEAL SOUTHLAND CEN	55.00		67,184.29		
02/10/2020	VISA DEBIT PURCHASE CARD 3024 SHARE WEAL* SHARE WEAL SOUTHLAND CEN	27.50		67,156.79		
15/10/2020	TRANSFER FROM QUICKSUPER QUICKSPR2800203041		421.90	67,578.69		
21/10/2020	ANZ INTERNET BANKING BPAY TAX OFFICE PAYMENT {413829}	249.00		67,329.69		
22/10/2020	ANZ MOBILE BANKING PAYMENT 772956 TO Superhelp Australia	535.00		66,794.69		
29/10/2020	TRANSFER FROM QUICKSUPER QUICKSPR2810275366		421.90	67,216.59		
30/10/2020	1 EXCESS EFTPOS PHONE BANKING AUTOMATIC TRANSACTIONS - FEE	0.60		67,215.99		
30/10/2020	CREDIT INTEREST PAID		2.76	67,218.75		
02/11/2020	VISA DEBIT PURCHASE CARD 3024 SHARE WEAL* SHARE WEAL SOUTHLAND CEN	55.00		67,163.75		
02/11/2020	VISA DEBIT PURCHASE CARD 3024 SHARE WEAL* SHARE WEAL SOUTHLAND CEN	27.50		67,136.25		
12/11/2020	TRANSFER FROM QUICKSUPER QUICKSPR2820888401		421.90	67,558.15		
26/11/2020	TRANSFER FROM SMARTSALARY 001107613000906010		150.00	67,708.15		
26/11/2020	TRANSFER FROM QUICKSUPER QUICKSPR2831742807		421.90	68,130.05		
30/11/2020	CREDIT INTEREST PAID		2.87	68,132.92		
02/12/2020	VISA DEBIT PURCHASE CARD 3024 SHARE WEAL* SHARE WEAL SOUTHLAND CEN	55.00		68,077.92		
02/12/2020	VISA DEBIT PURCHASE CARD 3024 SHARE WEAL* SHARE WEAL SOUTHLAND CEN	27.50		68,050.42		
10/12/2020	TRANSFER FROM SMARTSALARY 001123580000906010		150.00	68,200.42		
10/12/2020	TRANSFER FROM QUICKSUPER QUICKSPR2842753118		421.90	68,622.32		
24/12/2020	TRANSFER FROM SMARTSALARY 001139428000906010		150.00	68,772.32		
24/12/2020	TRANSFER FROM QUICKSUPER QUICKSPR2853316303		441.31	69,213.63		

**Karen Glover Super Fund**

**Bank Statement Report**

For The Period 01 July 2020 to 30 June 2021

Date	Description	Debit \$	Credit \$	Ledger Balance \$	Statement Balance \$	Variance \$
31/12/2020	1 EXCESS EFTPOS PHONE BANKING AUTOMATIC TRANSACTIONS - FEE	0.60		69,213.03		
31/12/2020	CREDIT INTEREST PAID		2.91	69,215.94		
04/01/2021	VISA DEBIT PURCHASE CARD 3024 SHARE WEAL* SHARE WEAL SOUTHLAND CEN	55.00		69,160.94		
04/01/2021	VISA DEBIT PURCHASE CARD 3024 SHARE WEAL* SHARE WEAL SOUTHLAND CEN	27.50		69,133.44		
07/01/2021	TRANSFER FROM SMARTSALARY 001152274000906010		150.00	69,283.44		
07/01/2021	TRANSFER FROM QUICKSUPER QUICKSPR2861705482		480.15	69,763.59		
21/01/2021	TRANSFER FROM SMARTSALARY 001167948000906010		150.00	69,913.59		
21/01/2021	TRANSFER FROM QUICKSUPER QUICKSPR2872250951		480.15	70,393.74		
29/01/2021	1 EXCESS EFTPOS PHONE BANKING AUTOMATIC TRANSACTIONS - FEE	0.60		70,393.14		
29/01/2021	CREDIT INTEREST PAID		2.77	70,395.91		
01/02/2021	VISA DEBIT PURCHASE CARD 3024 SHARE WEAL* SHARE WEAL SOUTHLAND CEN	55.00		70,340.91		
01/02/2021	VISA DEBIT PURCHASE CARD 3024 SHARE WEAL* SHARE WEAL SOUTHLAND CEN	27.50		70,313.41		
04/02/2021	TRANSFER FROM SMARTSALARY 001183263000906010		150.00	70,463.41		
04/02/2021	TRANSFER FROM QUICKSUPER QUICKSPR2882766400		465.71	70,929.12		
05/02/2021	ANZ MOBILE BANKING PAYMENT 974022 TO Superhelp Australia	610.00		70,319.12		
18/02/2021	TRANSFER FROM SMARTSALARY 001199667000906010		150.00	70,469.12		
18/02/2021	TRANSFER FROM QUICKSUPER QUICKSPR2893787901		421.90	70,891.02		
25/02/2021	ANZ INTERNET BANKING BPAY TAX OFFICE PAYMENT {614853}	249.00		70,642.02		
26/02/2021	1 EXCESS INTERNET/ONLINE TRANSACTIONS - FEE	0.60		70,641.42		
26/02/2021	1 EXCESS EFTPOS PHONE BANKING AUTOMATIC TRANSACTIONS - FEE	0.60		70,640.82		
26/02/2021	CREDIT INTEREST PAID		2.70	70,643.52		

**Karen Glover Super Fund**

**Bank Statement Report**

For The Period 01 July 2020 to 30 June 2021

Date	Description	Debit \$	Credit \$	Ledger Balance \$	Statement Balance \$	Variance \$
02/03/2021	VISA DEBIT PURCHASE CARD 3024 SHARE WEAL* SHARE WEAL SOUTHLAND CEN	55.00		70,588.52		
02/03/2021	VISA DEBIT PURCHASE CARD 3024 SHARE WEAL* SHARE WEAL SOUTHLAND CEN	27.50		70,561.02		
04/03/2021	TRANSFER FROM SMARTSALARY 001216590000906010		150.00	70,711.02		
04/03/2021	TRANSFER FROM QUICKSUPER QUICKSPR2905421981		443.74	71,154.76		
18/03/2021	TRANSFER FROM SMARTSALARY 001232994000906010		150.00	71,304.76		
18/03/2021	TRANSFER FROM QUICKSUPER QUICKSPR2916866370		421.90	71,726.66		
31/03/2021	1 EXCESS EFTPOS PHONE BANKING AUTOMATIC TRANSACTIONS - FEE	0.60		71,726.06		
31/03/2021	CREDIT INTEREST PAID		3.23	71,729.29		
01/04/2021	VISA DEBIT PURCHASE CARD 3024 SHARE WEAL* SHARE WEAL SOUTHLAND CEN	55.00		71,674.29		
01/04/2021	VISA DEBIT PURCHASE CARD 3024 SHARE WEAL* SHARE WEAL SOUTHLAND CEN	27.50		71,646.79		
01/04/2021	TRANSFER FROM SMARTSALARY 001249534000906010		150.00	71,796.79		
01/04/2021	TRANSFER FROM QUICKSUPER QUICKSPR2928089473		454.26	72,251.05		
15/04/2021	TRANSFER FROM SMARTSALARY 001263551000906010		150.00	72,401.05		
15/04/2021	TRANSFER FROM QUICKSUPER QUICKSPR2938569874		451.02	72,852.07		
27/04/2021	ANZ INTERNET BANKING BPAY TAX OFFICE PAYMENT {532576}	249.00		72,603.07		
27/04/2021	ANZ INTERNET BANKING BPAY ASIC {529858}	137.00		72,466.07		
29/04/2021	TRANSFER FROM SMARTSALARY 001279735000906010		150.00	72,616.07		
29/04/2021	TRANSFER FROM QUICKSUPER QUICKSPR2949775937		421.89	73,037.96		
30/04/2021	3 EXCESS EFTPOS PHONE BANKING AUTOMATIC TRANSACTIONS - FEE	1.80		73,036.16		
30/04/2021	2 EXCESS INTERNET/ONLINE TRANSACTIONS - FEE	1.20		73,034.96		
30/04/2021	CREDIT INTEREST PAID		2.98	73,037.94		

**Karen Glover Super Fund**

**Bank Statement Report**

For The Period 01 July 2020 to 30 June 2021

Date	Description	Debit \$	Credit \$	Ledger Balance \$	Statement Balance \$	Variance \$
03/05/2021	VISA DEBIT PURCHASE CARD 3024 SHARE WEAL* SHARE WEAL SOUTHLAND CEN	55.00		72,982.94		
03/05/2021	VISA DEBIT PURCHASE CARD 3024 SHARE WEAL* SHARE WEAL SOUTHLAND CEN	27.50		72,955.44		
13/05/2021	TRANSFER FROM SMARTSALARY 001296931000906010		150.00	73,105.44		
13/05/2021	TRANSFER FROM QUICKSUPER QUICKSPR2961462667		474.67	73,580.11		
20/05/2021	ANZ INTERNET BANKING BPAY ASIC {122418}	258.00		73,322.11		
27/05/2021	TRANSFER FROM SMARTSALARY 001312636000906010		150.00	73,472.11		
27/05/2021	TRANSFER FROM QUICKSUPER QUICKSPR2972133223		489.76	73,961.87		
31/05/2021	2 EXCESS EFTPOS PHONE BANKING AUTOMATIC TRANSACTIONS - FEE	1.20		73,960.67		
31/05/2021	CREDIT INTEREST PAID		3.11	73,963.78		
01/06/2021	VISA DEBIT PURCHASE CARD 3024 SHARE WEAL* SHARE WEAL SOUTHLAND CEN	55.00		73,908.78		
01/06/2021	VISA DEBIT PURCHASE CARD 3024 SHARE WEAL* SHARE WEAL SOUTHLAND CEN	27.50		73,881.28		
10/06/2021	TRANSFER FROM SMARTSALARY 001329752000906010		150.00	74,031.28		
10/06/2021	TRANSFER FROM QUICKSUPER QUICKSPR2982212030		489.76	74,521.04		
21/06/2021	ANZ INTERNET BANKING FUNDS TFER TRANSFER 107078 TO 013352284656529	50,000.00		24,521.04		
24/06/2021	TRANSFER FROM SMARTSALARY 001346697000906010		150.00	24,671.04		
24/06/2021	TRANSFER FROM QUICKSUPER QUICKSPR2992012913		489.76	25,160.80		
30/06/2021	CREDIT INTEREST PAID		2.44	25,163.24		
30/06/2021	CLOSING BALANCE			25,163.24		
		<u>53,546.80</u>	<u>13,926.76</u>			

# Karen Glover Super Fund

## Bank Statement Report

For The Period 01 July 2020 to 30 June 2021

**Chart Code:** 60400 / SAXOAUDAC

**Account Name:** Saxo AUD Cash Account

**BSB and Account Number:**

<b>Opening Balance</b>	-	<b>Total Debits</b>	+	<b>Total Credits</b>	=	<b>Closing Balance</b>	<b>Data Feed Used</b>
\$ 137,359.23		\$ 574,474.62		\$ 451,963.41		\$ 14,848.02	

Date	Description	Debit \$	Credit \$	Ledger Balance \$	Statement Balance \$	Variance \$
01/07/2020	Opening Balance			137,359.23		
07/07/2020	Shares TLS:xasx 1780953385	11,273.65		126,085.58		
07/07/2020	Shares COH:xasx 1780937887	11,133.97		114,951.61		
14/07/2020	Corporate Actions TPM:xasx 0		700.73	115,652.34		
21/07/2020	Shares TUA:xasx 1790236659		508.35	116,160.69		
05/08/2020	Shares IJH:xasx 1800216457	106,262.02		9,898.67		
14/08/2020	Corporate Actions TCL:xasx 0 [Amount Receivable]		122.40	10,021.07		
14/08/2020	Shares TLS:xasx 1806649429		10,343.16	20,364.23		
17/08/2020	Shares NAB:xasx 1807295822 [BUY 619 NAB]	11,132.00		9,232.23		
26/08/2020	Shares NCM:xasx 1812618397 [SELL 361 NCM]		11,507.03	20,739.26		
01/09/2020	Shares TCL:xasx 1816382774 [SELL 765 TCL]		10,128.44	30,867.70		
01/09/2020	Shares TPG:xasx 1816382806		10,991.33	41,859.03		
08/09/2020	Shares NAB:xasx 1821737283 [SELL 619 NAB]		10,975.16	52,834.19		
08/09/2020	Shares BHP:xasx 1821735207 [SELL 310 BHP]		11,565.76	64,399.95		
17/09/2020	Corporate Actions RIO:xasx 0 [System Matched Income Data]		255.43	64,655.38		
18/09/2020	Shares TCL:xasx 1829300253 [BUY 752 TCL]	10,799.51		53,855.87		
22/09/2020	Shares CSR:xasx 1831450353 [BUY 2648 CSR]	11,024.16		42,831.71		



**Karen Glover Super Fund****Bank Statement Report**

For The Period 01 July 2020 to 30 June 2021

Date	Description	Debit \$	Credit \$	Ledger Balance \$	Statement Balance \$	Variance \$
22/09/2020	Corporate Actions REA:xasx 0		60.50	42,892.21		
22/09/2020	Shares IJH:xasx 1831542924 [SELL 402 IJH]		101,009.08	143,901.29		
23/09/2020	Corporate Actions BHP:xasx 0		233.91	144,135.20		
24/09/2020	Shares WES:xasx 1833442031 [BUY 245 WES]	10,979.55		133,155.65		
28/09/2020	Corporate Actions NCM:xasx 0		88.01	133,243.66		
30/09/2020	Shares IJH:xasx 1836877464 [BUY 383 IJH]	99,618.35		33,625.31		
30/09/2020	Shares SEK:xasx 1836880343 [BUY 519 SEK]	11,125.54		22,499.77		
30/09/2020	Shares WBC:xasx 1836880287 [BUY 634 WBC]	10,779.95		11,719.82		
15/10/2020	Corporate Actions IJH:xasx 0		323.05	12,042.87		
28/10/2020	Shares RIO:xasx 1854897811 [SELL 118 RIO]		10,854.72	22,897.59		
02/11/2020	Shares SEK:xasx 1858325017 [SELL 519 SEK]		10,667.61	33,565.20		
04/11/2020	Refund for overcharge. Trade ID: 1821737283		3.30	33,568.50		
04/11/2020	Refund for overcharge. Trade ID: 1821735207		3.48	33,571.98		
06/11/2020	Shares ALL:xasx 1862710310 [BUY 444 ALL]	14,410.01		19,161.97		
06/11/2020	Shares FLT:xasx 1862711327 [BUY 832 FLT]	11,740.23		7,421.74		
30/11/2020	Shares TCL:xasx 1881272999 [SELL 752 TCL]		10,677.69	18,099.43		
01/12/2020	Shares FPH:xasx 1882434525	12,420.53		5,678.90		
14/12/2020	Corporate Actions CSR:xasx 0		331.00	6,009.90		
15/12/2020	Shares COH:xasx 1893304033 [SELL 55 COH]		10,799.17	16,809.07		
17/12/2020	Corporate Actions FPH:xasx 0		54.80	16,863.87		
21/12/2020	Shares JBH:xasx 1897368668 [BUY 248 JBH]	12,013.72		4,850.15		

**Karen Glover Super Fund**  
**Bank Statement Report**

For The Period 01 July 2020 to 30 June 2021

Date	Description	Debit \$	Credit \$	Ledger Balance \$	Statement Balance \$	Variance \$
21/12/2020	Corporate Actions WBC:xasx 0		196.54	5,046.69		
22/12/2020	Shares FLT:xasx 1898700088 [SELL 832 FLT]		12,686.54	17,733.23		
30/12/2020	Corporate Actions ALL:xasx 0		44.40	17,777.63		
07/01/2021	Corporate Actions IJH:xasx 0		219.21	17,996.84		
07/01/2021	Shares RHC:xasx 1909552123 [SELL 157 RHC]		9,487.67	27,484.51		
11/01/2021	Shares WOW:xasx 1912573296 [BUY 295 WOW]	11,986.22		15,498.29		
11/01/2021	Shares NAB:xasx 1912571753 [BUY 512 NAB]	11,928.53		3,569.76		
18/01/2021	Shares FPH:xasx 1919278994		10,482.63	14,052.39		
19/01/2021	Shares WOR:xasx 1919934900 [BUY 937 WOR]	11,617.63		2,434.76		
19/01/2021	Shares ALL:xasx 1919905088 [SELL 444 ALL]		12,764.05	15,198.81		
27/01/2021	Shares TCL:xasx 1927934119 [BUY 922 TCL]	12,069.04		3,129.77		
02/02/2021	Shares WOR:xasx 1936197835 [SELL 937 WOR]		9,371.68	12,501.45		
03/02/2021	Shares ALL:xasx 1937533100 [BUY 368 ALL]	12,035.50		465.95		
23/02/2021	Shares FLT:xasx 1955866320 [BUY 762 FLT]	12,603.11		(12,137.16)		
23/02/2021	Shares WES:xasx 1955671743 [SELL 245 WES]		12,431.52	294.36		
25/02/2021	Shares JBH:xasx 1959009954 [SELL 248 JBH]		11,349.65	11,644.01		
01/03/2021	Shares ALL:xasx 1962546375 [SELL 368 ALL]		11,002.08	22,646.09		
01/03/2021	Shares REA:xasx 1962553272 [SELL 110 REA]		14,576.97	37,223.06		
08/03/2021	Shares TCL:xasx 1970435693 [SELL 922 TCL]		11,552.98	48,776.04		
15/03/2021	Corporate Actions JBH:xasx 0		446.40	49,222.44		
16/03/2021	Shares FPH:xasx 1978604766	22,874.60		26,347.84		

**Karen Glover Super Fund****Bank Statement Report**

For The Period 01 July 2020 to 30 June 2021

Date	Description	Debit \$	Credit \$	Ledger Balance \$	Statement Balance \$	Variance \$
17/03/2021	Shares CPU:xasx 1979760663 [BUY 1507 CPU]	22,577.16		3,770.68		
17/03/2021	Shares BHP:xasx 1979662769 [BUY 481 BHP]	22,316.33		(18,545.65)		
19/03/2021	Shares BHP:xasx 1982189132 [SELL 200 BHP]		9,014.31	(9,531.34)		
19/03/2021	Shares CPU:xasx 1982189548 [SELL 750 CPU]		11,203.86	1,672.52		
31/03/2021	Client Interest - Mar 2021	16.32		1,656.20		
01/04/2021	Corporate Actions WES:xasx 0		215.60	1,871.80		
15/04/2021	Corporate Actions WOW:xasx 0		156.35	2,028.15		
16/04/2021	Corporate Actions IJH:xasx 0		251.78	2,279.93		
03/05/2021	Shares CPU:xasx 2015917800 [SELL 757 CPU]		10,552.02	12,831.95		
03/05/2021	Shares FLT:xasx 2015917744 [SELL 762 FLT]		12,647.07	25,479.02		
04/05/2021	CPUR:xasx_GR-8739052_Rights Payout credit [Renounceable Rights Issue - Sold / transferred 87 units of CPUR.AX.]		86.00	25,565.02		
14/05/2021	Shares WBC:xasx 2027305800 [SELL 634 WBC]		16,179.90	41,744.92		
20/05/2021	Shares FPH:xasx 2033798571		24,161.68	65,906.60		
15/06/2021	Shares BHP:xasx 2052349281 [BUY 264 BHP]	12,988.23		52,918.37		
15/06/2021	Shares SEK:xasx 2052354059 [BUY 400 SEK]	12,769.82		40,148.55		
15/06/2021	Shares ANZ:xasx 2052349158 [BUY 440 ANZ]	12,417.56		27,730.99		
21/06/2021	Shares RHC:xasx 2056856222 [BUY 200 RHC]	12,809.86		14,921.13		
21/06/2021	Shares FMG:xasx 2056854106 [BUY 540 FMG]	11,954.00		2,967.13		
21/06/2021	Shares BHP:xasx 2056852372 [SELL 545 BHP]		24,952.67	27,919.80		
25/06/2021	Corporate Actions WBC:xasx 0 [System Matched Income Data]		367.72	28,287.52		
28/06/2021	Shares NAB:xasx 2061590311 [SELL 512 NAB]		13,358.02	41,645.54		

**Karen Glover Super Fund**  
**Bank Statement Report**

For The Period 01 July 2020 to 30 June 2021

Date	Description	Debit \$	Credit \$	Ledger Balance \$	Statement Balance \$	Variance \$
30/06/2021	Shares QAN:xasx 2063726583 [BUY 3000 QAN]	14,005.78		27,639.76		
30/06/2021	Shares FPH:xasx 2063726025	12,791.74		14,848.02		
30/06/2021	CLOSING BALANCE			14,848.02		
		<u>574,474.62</u>	<u>451,963.41</u>			

# Karen Glover Super Fund

## Bank Statement Report

For The Period 01 July 2020 to 30 June 2021

**Chart Code:** 60400 / SAXOUSDAC

**Account Name:** Saxo USD Cash Account

**BSB and Account Number:**

<b>Opening Balance</b>	-	<b>Total Debits</b>	+	<b>Total Credits</b>	=	<b>Closing Balance</b>	<b>Data Feed Used</b>
\$ 298,922.00		\$ 1,057,459.56		\$ 760,764.09		\$ 2,226.53	

Date	Description	Debit \$	Credit \$	Ledger Balance \$	Statement Balance \$	Variance \$
01/07/2020	Opening Balance			298,922.00		
01/07/2020	Client Custody Fee Shares - Jun 2020 (USD 21.01 / 0.6895)	30.47		298,891.53		
01/07/2020	VAT on Fee Client SH - 01-07-2020 (USD 2.10 / 0.6895)	3.05		298,888.48		
02/07/2020	Corporate Actions PHM:xnys 0 (USD -40.80 / 0.6924)		58.93	298,947.41		
22/07/2020	Corporate Actions CMCSA:xnas 0 (USD -60.80 / 0.7152)		85.01	299,032.42		
30/07/2020	Shares IJH:arcx 1796927350 (USD 144,576.51 / 0.7159)	201,950.71		97,081.71		
31/07/2020	Corporate Actions QQQ:xnas 0 (USD -115.04 / 0.7213)		159.49	97,241.20		
03/08/2020	Client Custody Fee Shares - Jul 2020 (USD 5.68 / 0.7213)	7.87		97,233.33		
03/08/2020	VAT on Fee Client SH - 03-08-2020 (USD 0.57 / 0.7213)	0.79		97,232.54		
05/08/2020	Shares TSN:xnys 1800622099 (USD 14,124.43 / 0.7181)	19,669.17		77,563.37		
10/08/2020	Shares BIIB:xnas 1803290126 (USD 14,177.92 / 0.7165)	19,787.75		57,775.62		
14/08/2020	Shares HAE:xnys 1806953065 (USD 14,115.15 / 0.7157)	19,722.16		38,053.46		
25/08/2020	Shares MU:xnas 1812202503 (USD -12,501.32 / 0.7174)		17,425.87	55,479.33		
26/08/2020	Shares SBUX:xnas 1812917648 (USD 14,103.69 / 0.7193)	19,607.52		35,871.81		
31/08/2020	Shares BSX:xnys 1815904750 (USD 14,297.47 / 0.7354)	19,441.76		16,430.05		
01/09/2020	Client Custody Fee Shares - Aug 2020 (USD 23.16 / 0.7412)	31.25		16,398.80		
01/09/2020	VAT on Fee Client SH - 01-09-2020 (USD 2.32 / 0.7412)	3.13		16,395.67		

**Karen Glover Super Fund**  
**Bank Statement Report**

For The Period 01 July 2020 to 30 June 2021

Date	Description	Debit \$	Credit \$	Ledger Balance \$	Statement Balance \$	Variance \$
04/09/2020	Shares PHM:xnys 1820342562 (USD -17,860.48 / 0.7270)		24,567.37	40,963.04		
09/09/2020	Shares IJH:arcx 1823510845 (USD -145,243.63 / 0.7225)		201,029.25	241,992.29		
10/09/2020	Corporate Actions RTX:xnys 0 (USD -85.59 / 0.7280)		117.57	242,109.86		
15/09/2020	Corporate Actions TSN:xnys 0 (USD -78.18 / 0.7328)		106.69	242,216.55		
17/09/2020	Shares MU:xnas 1828793019 (USD 14,113.05 / 0.7278)	19,391.38		222,825.17		
24/09/2020	Shares TSN:xnys 1833881743 (USD -12,454.29 / 0.7042)		17,685.73	240,510.90		
24/09/2020	Shares BSX:xnys 1833874264 (USD -13,053.64 / 0.7042)		18,536.84	259,047.74		
25/09/2020	Shares RTX:xnys 1834843162 (USD -12,047.73 / 0.7061)		17,062.36	276,110.10		
01/10/2020	Shares SQM:xnys 1838254799 (USD 14,044.22 / 0.7188)	19,538.43		256,571.67		
01/10/2020	Shares ILMN:xnas 1838259844 (USD 13,773.71 / 0.7188)	19,162.09		237,409.58		
01/10/2020	Client Custody Fee Shares - Sep 2020 (USD 15.09 / 0.7188)	20.99		237,388.59		
01/10/2020	VAT on Fee Client SH - 01-10-2020 (USD 1.51 / 0.7188)	2.10		237,386.49		
02/10/2020	Shares AAXN:xnas 1839232415 (USD 13,473.42 / 0.7139)	18,872.98		218,513.51		
02/10/2020	Shares AMZN:xnas 1839237503 (USD 12,617.31 / 0.7139)	17,673.78		200,839.73		
19/10/2020	Corporate Actions SQM:xnys 0 (USD -102.60 / 0.7086)		144.79	200,984.52		
27/10/2020	Shares BIIB:xnas 1854435941 (USD -11,782.66 / 0.7134)		16,516.20	217,500.72		
28/10/2020	Corporate Actions CMCSA:xnas 0 (USD -60.80 / 0.7145)		85.09	217,585.81		
02/11/2020	Client Custody Fee Shares - Oct 2020 (USD 12.43 / 0.7000)	17.76		217,568.05		
02/11/2020	VAT on Fee Client SH - 02-11-2020 (USD 1.24 / 0.7000)	1.77		217,566.28		
04/11/2020	Refund for overcharge. Trade ID: 1820342562 (USD -5.36 / 0.7105)		7.54	217,573.82		
04/11/2020	Refund for overcharge. Trade ID: 1823510845 (USD -43.61 / 0.7105)		61.38	217,635.20		

**Karen Glover Super Fund**

**Bank Statement Report**

For The Period 01 July 2020 to 30 June 2021

Date	Description	Debit \$	Credit \$	Ledger Balance \$	Statement Balance \$	Variance \$
04/11/2020	Shares CMCSA:xnas 1861013961 (USD -13,758.02 / 0.7105)		19,363.86	236,999.06		
04/11/2020	Shares AAXN:xnas 1861016163 (USD -14,822.73 / 0.7105)		20,862.39	257,861.45		
05/11/2020	Shares AMGN:xnas 1862196374 (USD 14,269.95 / 0.7166)	19,913.41		237,948.04		
05/11/2020	Shares BIIB:xnas 1862192855 (USD 13,506.18 / 0.7166)	18,847.59		219,100.45		
12/11/2020	Shares TSN:xnys 1868658958 (USD 14,377.96 / 0.7270)	19,777.11		199,323.34		
12/11/2020	Shares BIIB:xnas 1868663952 (USD -9,536.47 / 0.7270)		13,117.57	212,440.91		
24/11/2020	Shares NTES:xnas 1877299307 (USD 15,239.66 / 0.7317)	20,827.74		191,613.17		
27/11/2020	Shares QQQ:xnas 1880005086 (USD 126,870.50 / 0.7375)	172,027.80		19,585.37		
27/11/2020	Corporate Actions SBUX:xnas 0 (USD -65.41 / 0.7375)		88.69	19,674.06		
01/12/2020	Client Custody Fee Shares - Nov 2020 (USD 11.85 / 0.7368)	16.08		19,657.98		
01/12/2020	VAT on Fee Client SH - 01-12-2020 (USD 1.18 / 0.7368)	1.60		19,656.38		
08/12/2020	Corporate Actions AMGN:xnas 0 (USD -82.96 / 0.7426)		111.72	19,768.10		
14/12/2020	Corporate Actions TSN:xnys 0 (USD -88.89 / 0.7540)		117.89	19,885.99		
28/12/2020	Corporate Actions NTES:xnas 0 (USD -30.23 / 0.7582)		39.87	19,925.86		
31/12/2020	Corporate Actions QQQ:xnas 0 (USD -202.78 / 0.7702)		263.28	20,189.14		
04/01/2021	Client Custody Fee Shares - Dec 2020 (USD 29.00 / 0.7703)	37.65		20,151.49		
04/01/2021	VAT on Fee Client SH - 04-01-2021 (USD 2.90 / 0.7703)	3.76		20,147.73		
28/01/2021	Shares SBUX:xnas 1931249216 (USD -16,935.57 / 0.7628)		22,201.85	42,349.58		
01/02/2021	Client Custody Fee Shares - Jan 2021 (USD 30.63 / 0.7652)	40.03		42,309.55		
01/02/2021	VAT on Fee Client SH - 01-02-2021 (USD 3.06 / 0.7652)	4.00		42,305.55		
03/02/2021	Shares NVDA:xnas 1938229610 (USD 11,999.00 / 0.7613)	15,761.20		26,544.35		

**Karen Glover Super Fund**

**Bank Statement Report**

For The Period 01 July 2020 to 30 June 2021

Date	Description	Debit \$	Credit \$	Ledger Balance \$	Statement Balance \$	Variance \$
03/02/2021	Shares CRM:xnys 1938205372 (USD 11,993.39 / 0.7613)	15,753.83		10,790.52		
03/02/2021	Shares AMGN:xnas 1938209965 (USD -14,150.31 / 0.7613)		18,587.04	29,377.56		
01/03/2021	Client Custody Fee Shares - Feb 2021 (USD 28.16 / 0.7745)	36.36		29,341.20		
01/03/2021	VAT on Fee Client SH - 01-03-2021 (USD 2.82 / 0.7745)	3.64		29,337.56		
01/03/2021	Shares CRM:xnys 1963149718 (USD -11,206.99 / 0.7745)		14,469.97	43,807.53		
04/03/2021	Shares NVDA:xnas 1967294507 (USD -11,256.06 / 0.7793)		14,443.81	58,251.34		
04/03/2021	Shares AMZN:xnas 1967293917 (USD -12,047.49 / 0.7793)		15,459.37	73,710.71		
05/03/2021	Shares ILMN:xnas 1969248940 (USD -17,686.07 / 0.7709)		22,942.11	96,652.82		
05/03/2021	Shares QQQ:xnas 1969253519 (USD -130,361.76 / 0.7709)		169,103.33	265,756.15		
15/03/2021	Shares FDX:xnys 1977917003 (USD 22,508.75 / 0.7749)	29,047.30		236,708.85		
15/03/2021	Corporate Actions TSN:xnys 0 (USD -88.89 / 0.7749)		114.71	236,823.56		
16/03/2021	Shares SBUX:xnas 1979028508 (USD 17,388.92 / 0.7753)	22,428.63		214,394.93		
16/03/2021	Shares BIIB:xnas 1979028017 (USD 17,029.56 / 0.7753)	21,965.12		192,429.81		
26/03/2021	Corporate Actions NTES:xnas 0 (USD -9.03 / 0.7613)		11.86	192,441.67		
01/04/2021	Client Custody Fee Shares - Mar 2021 (USD 17.94 / 0.7543)	23.78		192,417.89		
01/04/2021	VAT on Fee Client SH - 01-04-2021 (USD 1.79 / 0.7543)	2.37		192,415.52		
06/04/2021	Shares QQQ:xnas 1995135211 (USD 132,384.60 / 0.7648)	173,097.02		19,318.50		
16/04/2021	Sale of rights proceeds @ \$3.82674 per right (USD -302.31 / 0.7745)		390.33	19,708.83		
20/04/2021	Shares HAE:xnys 2007104528 (USD -11,921.26 / 0.7803)		15,277.79	34,986.62		
03/05/2021	Client Custody Fee Shares - Apr 2021 (USD 25.99 / 0.7714)	33.69		34,952.93		
03/05/2021	VAT on Fee Client SH - 03-05-2021 (USD 2.60 / 0.7714)	3.37		34,949.56		



**Karen Glover Super Fund**

**Bank Statement Report**

For The Period 01 July 2020 to 30 June 2021

Date	Description	Debit \$	Credit \$	Ledger Balance \$	Statement Balance \$	Variance \$
13/05/2021	Shares MU:xnas 2026689176 (USD -22,344.40 / 0.7709)		28,984.82	63,934.38		
18/05/2021	Corporate Actions SQM:xnys 0 (USD -4.26 / 0.7787)		5.47	63,939.85		
18/05/2021	Shares SQM:xnys 2030105500 (USD -19,829.20 / 0.7787)		25,464.49	89,404.34		
28/05/2021	Corporate Actions SBUX:xnas 0 (USD -60.05 / 0.7727)		77.71	89,482.05		
01/06/2021	Client Custody Fee Shares - May 2021 (USD 26.35 / 0.7744)	34.03		89,448.02		
01/06/2021	VAT on Fee Client SH - 01-06-2021 (USD 2.63 / 0.7744)	3.40		89,444.62		
14/06/2021	Shares HAE:xnys 2051766670 (USD 16,810.35 / 0.7754)	21,679.58		67,765.04		
14/06/2021	Shares UAL:xnas 2051774398 (USD 16,798.19 / 0.7754)	21,663.90		46,101.14		
14/06/2021	Shares QCOM:xnas 2051775935 (USD 16,788.94 / 0.7754)	21,651.97		24,449.17		
14/06/2021	Shares TSN:xnys 2051769021 (USD -18,098.67 / 0.7754)		23,341.08	47,790.25		
15/06/2021	Corporate Actions TSN:xnys 0 (USD -88.89 / 0.7716)		115.20	47,905.45		
21/06/2021	Shares VLO:xnys 2057374886 (USD 19,200.93 / 0.7500)	25,601.24		22,304.21		
21/06/2021	Corporate Actions NTES:xnas 0 (USD -46.71 / 0.7500)		62.28	22,366.49		
23/06/2021	Shares NTES:xnas 2059346164 (USD -16,671.05 / 0.7545)		22,095.49	44,461.98		
30/06/2021	Shares MS:xnys 2064173286 (USD 19,853.49 / 0.7518)	26,407.94		18,054.04		
30/06/2021	Forex Loss	15,827.51		2,226.53		
30/06/2021	CLOSING BALANCE			2,226.53		
		<u>1,057,459.56</u>	<u>760,764.09</u>			



# BUSINESS PREMIUM SAVER STATEMENT

STATEMENT NUMBER 26  
12 JUNE 2020 TO 14 JULY 2020

THE DIRECTOR  
KAREN GLOVER SUPER FUND PTY LTD  
1/46 FIELD AVE  
EDITHVALE VIC 3196

## WELCOME TO YOUR ANZ ACCOUNT AT A GLANCE

### Account Details

KAREN GLOVER SUPER FUND PTY LTD  
ACN 623823772 ATF  
KAREN GLOVER SUPER FUND

### Branch Number (BSB)

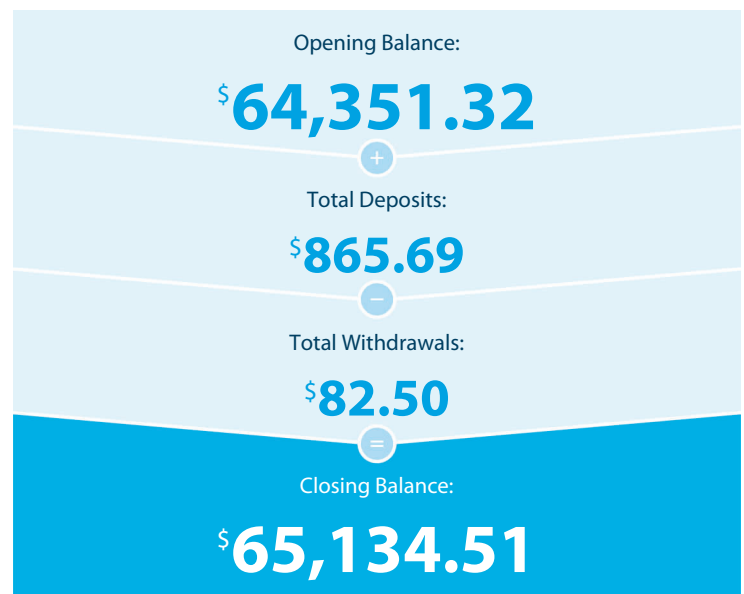
016-268

### Account Number

4677-48565

### Account Descriptor

BUS PREMIUM SAVER



## NEED TO GET IN TOUCH?



**ANZ Internet Banking**  
anz.com

OR



**Enquiries:** 13 13 14  
**Lost/Stolen Cards:** 1800 033 844

# BUSINESS PREMIUM SAVER STATEMENT

Account Number 4677-48565

## Transaction Details

Please retain this statement for taxation purposes

Date	Transaction Details	Withdrawals (\$)	Deposits (\$)	Balance (\$)
<b>2020</b>				
<b>12 JUN</b>	<b>OPENING BALANCE</b>			<b>64,351.32</b>
25 JUN	<b>TRANSFER</b> FROM QUICKSUPER QUICKSPR2720897611		428.02	64,779.34
30 JUN	<b>CREDIT INTEREST PAID</b>		3.94	64,783.28
02 JUL	<b>VISA DEBIT PURCHASE CARD 3024</b> SHARE WEAL* SHARE WEAL SOUTHLAND CEN EFFECTIVE DATE 30 JUN 2020	27.50		64,755.78
02 JUL	<b>VISA DEBIT PURCHASE CARD 3024</b> SHARE WEAL* SHARE WEAL SOUTHLAND CEN EFFECTIVE DATE 30 JUN 2020	55.00		64,700.78
09 JUL	<b>TRANSFER</b> FROM QUICKSUPER QUICKSPR2730732670		433.73	65,134.51
	<b>TOTALS AT END OF PAGE</b>	<b>\$82.50</b>	<b>\$865.69</b>	
	<b>TOTALS AT END OF PERIOD</b>	<b>\$82.50</b>	<b>\$865.69</b>	<b>\$65,134.51</b>

## This Statement Includes

Interest earned on deposits	\$3.94
-----------------------------	--------

## Yearly Summary

Previous Year to 30/06/2020 (\$)

Interest earned on deposits	98.50
<b>Fees Charged</b>	
ANZ bank account fee	0.60
<b>Total</b>	<b>\$0.60</b>

## Fee Summary

Fees Charged for period: 30 MAY 2020 to 30 JUN 2020

### Summary of ANZ Transaction Fees

Transaction Fees	Transactions		Fee Per Transaction (\$)	Total Charge (\$)
	Total	Free Additional		
EFTPOS/PHONE BANKING WDL	5.00	5.00	0.60	0.00
<b>Total Transaction Fees Charged</b>				<b>\$0.00</b>

**Please note:** Overseas transaction fees, overseas ATM fees and non ANZ ATM operator fees not included

**Please note:** Your fee cycle may not always reconcile with your statement cycle. This statement date ends on 14/07/20 and the monthly fee cycle, as appears above, ended on 30/06/20.

# BUSINESS PREMIUM SAVER STATEMENT

Account Number 4677-48565

Summary of Relationship Benefit for this account	Amount (\$)
<b>Your Relationship Benefit</b>	<b>3.00</b>
<b>This is made up of:</b>	
Value of Free Transactions	3.00

## New Profile menu in ANZ Internet Banking

The new Profile menu in ANZ Internet Banking lets you securely manage your contact information and security details. You can find the new menu in the top right corner of ANZ Internet Banking.

Keep your contact information up to date, as these details may be used for security purposes (e.g. to verify transactions), or send you account information.

You can also choose which offers and promotions you want to receive and how. You can select as many as you like and make changes any time.

Visit [www.anz.com.au](http://www.anz.com.au) to explore your Profile today.

## IMPORTANT INFORMATION

### PLEASE CHECK THE ENTRIES AND CALL 13 13 14 REGARDING ANY ERRORS ON THIS STATEMENT.

All entries generated are subject to authorisation and verification and if necessary, adjustments will appear on a later statement.

If you have a complaint or unresolved issue with ANZ's product or service please call our National Feedback Line **1800 805 154** and advise us. Further information in relation to ANZ's dispute resolution process and this product (including details of benefits or fees and charges) is available on request and you can access this information by reviewing the Terms and Conditions, and Fees and Charges brochures which can be found at [www.anz.com](http://www.anz.com) or by calling **13 13 14**.





# BUSINESS PREMIUM SAVER STATEMENT

STATEMENT NUMBER 27  
14 JULY 2020 TO 14 AUGUST 2020

THE DIRECTOR  
KAREN GLOVER SUPER FUND PTY LTD  
1/46 FIELD AVE  
EDITHVALE VIC 3196

## WELCOME TO YOUR ANZ ACCOUNT AT A GLANCE

### Account Details

KAREN GLOVER SUPER FUND PTY LTD  
ACN 623823772 ATF  
KAREN GLOVER SUPER FUND

### Branch Number (BSB)

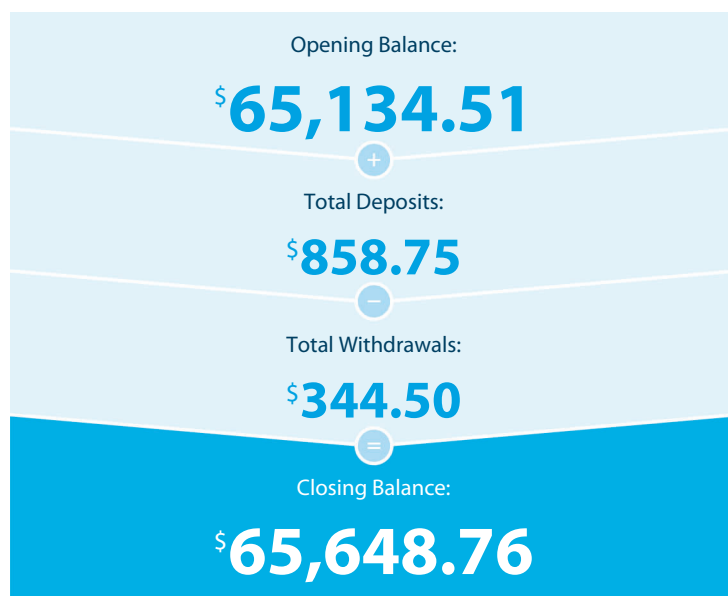
016-268

### Account Number

4677-48565

### Account Descriptor

BUS PREMIUM SAVER



## NEED TO GET IN TOUCH?



**ANZ Internet Banking**  
anz.com

OR



**Enquiries:** 13 13 14  
**Lost/Stolen Cards:** 1800 033 844

# BUSINESS PREMIUM SAVER STATEMENT

Account Number 4677-48565

## Transaction Details

Please retain this statement for taxation purposes

Date	Transaction Details	Withdrawals (\$)	Deposits (\$)	Balance (\$)
<b>2020</b>				
<b>14 JUL</b>	<b>OPENING BALANCE</b>			<b>65,134.51</b>
23 JUL	<b>TRANSFER</b> FROM QUICKSUPER QUICKSPR2740534115		445.38	65,579.89
31 JUL	<b>CREDIT INTEREST PAID</b>		2.77	65,582.66
03 AUG	<b>VISA DEBIT PURCHASE CARD 3024</b> SHARE WEAL* SHARE WEAL SOUTHLAND CEN EFFECTIVE DATE 30 JUL 2020	27.50		65,555.16
03 AUG	<b>VISA DEBIT PURCHASE CARD 3024</b> SHARE WEAL* SHARE WEAL SOUTHLAND CEN EFFECTIVE DATE 30 JUL 2020	55.00		65,500.16
03 AUG	<b>ANZ INTERNET BANKING BPAY</b> TAX OFFICE PAYMENT {795154} EFFECTIVE DATE 01 AUG 2020	262.00		65,238.16
06 AUG	<b>TRANSFER</b> FROM QUICKSUPER QUICKSPR2750460835		410.60	65,648.76
	<b>TOTALS AT END OF PAGE</b>	<b>\$344.50</b>	<b>\$858.75</b>	
	<b>TOTALS AT END OF PERIOD</b>	<b>\$344.50</b>	<b>\$858.75</b>	<b>\$65,648.76</b>

## This Statement Includes

Interest earned on deposits	\$2.77
-----------------------------	--------

## Fee Summary

Fees Charged for period: 01 JUL 2020 to 31 JUL 2020

### Summary of ANZ Transaction Fees

Transaction Fees	Transactions		Fee Per Transaction (\$)	Total Charge (\$)
	Total	Free Additional		
EFTPOS/PHONE BANKING WDL	4.00	4.00	0.60	0.00
<b>Total Transaction Fees Charged</b>				<b>\$0.00</b>

**Please note:** Overseas transaction fees, overseas ATM fees and non ANZ ATM operator fees not included

**Please note:** Your fee cycle may not always reconcile with your statement cycle. This statement date ends on 14/08/20 and the monthly fee cycle, as appears above, ended on 31/07/20.

# BUSINESS PREMIUM SAVER STATEMENT

Account Number 4677-48565

Summary of Relationship Benefit for this account	Amount (\$)
<b>Your Relationship Benefit</b>	<b>2.40</b>
<b>This is made up of:</b>	
Value of Free Transactions	2.40

## Update your profile in the ANZ App or ANZ Internet Banking

New mobile number or email address? No worries. You can update your details via Profile in the ANZ App or ANZ Internet Banking. By keeping your details up to date, we can contact you for security purposes (e.g. send you an SMS one-time passcode or verify transactions), or send you account information.

Forgot your password? We've all been there. You can also securely reset your ANZ App PIN or change ANZ Internet Banking password too. It's all in one place – your Profile.

Visit [www.anz.com.au/ways-to-bank](http://www.anz.com.au/ways-to-bank) to learn about how you can manage your money, simply and securely.

## IMPORTANT INFORMATION

### PLEASE CHECK THE ENTRIES AND CALL 13 13 14 REGARDING ANY ERRORS ON THIS STATEMENT.

All entries generated are subject to authorisation and verification and if necessary, adjustments will appear on a later statement.

If you have a complaint or unresolved issue with ANZ's product or service please call our National Feedback Line **1800 805 154** and advise us. Further information in relation to ANZ's dispute resolution process and this product (including details of benefits or fees and charges) is available on request and you can access this information by reviewing the Terms and Conditions, and Fees and Charges brochures which can be found at [www.anz.com](http://www.anz.com) or by calling **13 13 14**.







# BUSINESS PREMIUM SAVER STATEMENT

STATEMENT NUMBER 28

14 AUGUST 2020 TO 14 SEPTEMBER 2020

THE DIRECTOR  
KAREN GLOVER SUPER FUND PTY LTD  
1/46 FIELD AVE  
EDITHVALE VIC 3196

## WELCOME TO YOUR ANZ ACCOUNT AT A GLANCE

### Account Details

KAREN GLOVER SUPER FUND PTY LTD  
ACN 623823772 ATF  
KAREN GLOVER SUPER FUND

### Branch Number (BSB)

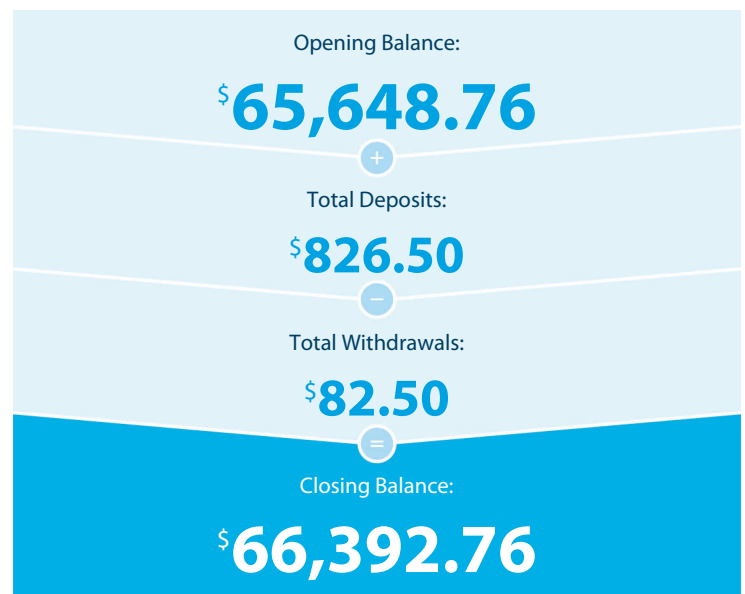
016-268

### Account Number

4677-48565

### Account Descriptor

BUS PREMIUM SAVER



## NEED TO GET IN TOUCH?



**ANZ Internet Banking**  
anz.com

OR



**Enquiries:** 13 13 14  
**Lost/Stolen Cards:** 1800 033 844

# BUSINESS PREMIUM SAVER STATEMENT

Account Number 4677-48565

## Transaction Details

Please retain this statement for taxation purposes

Date	Transaction Details	Withdrawals (\$)	Deposits (\$)	Balance (\$)
<b>2020</b>				
<b>14 AUG</b>	<b>OPENING BALANCE</b>			<b>65,648.76</b>
20 AUG	<b>TRANSFER</b> FROM QUICKSUPER QUICKSPR2760548649		410.60	66,059.36
31 AUG	<b>CREDIT INTEREST PAID</b>		2.79	66,062.15
01 SEP	<b>VISA DEBIT PURCHASE CARD 3024</b> SHARE WEAL* SHARE WEAL SOUTHLAND CEN EFFECTIVE DATE 30 AUG 2020	27.50		66,034.65
01 SEP	<b>VISA DEBIT PURCHASE CARD 3024</b> SHARE WEAL* SHARE WEAL SOUTHLAND CEN EFFECTIVE DATE 30 AUG 2020	55.00		65,979.65
03 SEP	<b>TRANSFER</b> FROM QUICKSUPER QUICKSPR2770461109		413.11	66,392.76
	<b>TOTALS AT END OF PAGE</b>	<b>\$82.50</b>	<b>\$826.50</b>	
	<b>TOTALS AT END OF PERIOD</b>	<b>\$82.50</b>	<b>\$826.50</b>	<b>\$66,392.76</b>

## This Statement Includes

Interest earned on deposits	\$2.79
-----------------------------	--------

## Fee Summary

Fees Charged for period: 01 AUG 2020 to 31 AUG 2020

### Summary of ANZ Transaction Fees

	Transactions		Fee Per Transaction (\$)	Total Charge (\$)
	Total	Free Additional		
<b>Transaction Fees</b>				
INTERNET/ONLINE WDL	1.00	1.00	0.60	0.00
EFTPOS/PHONE BANKING WDL	4.00	4.00	0.60	0.00
<b>Total Transaction Fees Charged</b>				<b>\$0.00</b>

**Please note:** Overseas transaction fees, overseas ATM fees and non ANZ ATM operator fees not included

**Please note:** Your fee cycle may not always reconcile with your statement cycle. This statement date ends on 14/09/20 and the monthly fee cycle, as appears above, ended on 31/08/20.

# BUSINESS PREMIUM SAVER STATEMENT

Account Number 4677-48565

Summary of Relationship Benefit for this account	Amount (\$)
<b>Your Relationship Benefit</b>	<b>3.00</b>
<b>This is made up of:</b>	
Value of Free Transactions	3.00

## Update your profile in the ANZ App or ANZ Internet Banking

New mobile number or email address? No worries. You can update your details via Profile in the ANZ App or ANZ Internet Banking. By keeping your details up to date, we can contact you for security purposes (e.g. send you an SMS one-time passcode or verify transactions), or send you account information.

Forgot your password? We've all been there. You can also securely reset your ANZ App PIN or change ANZ Internet Banking password too. It's all in one place – your Profile.

Visit [www.anz.com.au/ways-to-bank](http://www.anz.com.au/ways-to-bank) to learn about how you can manage your money, simply and securely.

## IMPORTANT INFORMATION

### PLEASE CHECK THE ENTRIES AND CALL 13 13 14 REGARDING ANY ERRORS ON THIS STATEMENT.

All entries generated are subject to authorisation and verification and if necessary, adjustments will appear on a later statement.

If you have a complaint or unresolved issue with ANZ's product or service please call our National Feedback Line **1800 805 154** and advise us. Further information in relation to ANZ's dispute resolution process and this product (including details of benefits or fees and charges) is available on request and you can access this information by reviewing the Terms and Conditions, and Fees and Charges brochures which can be found at [www.anz.com](http://www.anz.com) or by calling **13 13 14**.





# BUSINESS PREMIUM SAVER STATEMENT

STATEMENT NUMBER 29

14 SEPTEMBER 2020 TO 14 OCTOBER 2020

THE DIRECTOR  
KAREN GLOVER SUPER FUND PTY LTD  
1/46 FIELD AVE  
EDITHVALE VIC 3196

## WELCOME TO YOUR ANZ ACCOUNT AT A GLANCE

### Account Details

KAREN GLOVER SUPER FUND PTY LTD  
ACN 623823772 ATF  
KAREN GLOVER SUPER FUND

### Branch Number (BSB)

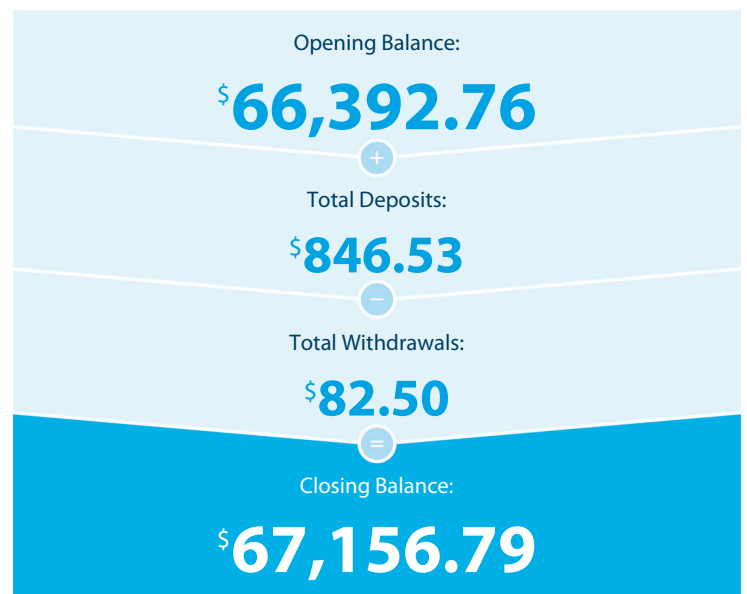
016-268

### Account Number

4677-48565

### Account Descriptor

BUS PREMIUM SAVER



## NEED TO GET IN TOUCH?



**ANZ Internet Banking**  
anz.com

OR



**Enquiries:** 13 13 14  
**Lost/Stolen Cards:** 1800 033 844

# BUSINESS PREMIUM SAVER STATEMENT

Account Number 4677-48565

## Transaction Details

Please retain this statement for taxation purposes

Date	Transaction Details	Withdrawals (\$)	Deposits (\$)	Balance (\$)
<b>2020</b>				
<b>14 SEP</b>	<b>OPENING BALANCE</b>			<b>66,392.76</b>
17 SEP	<b>TRANSFER</b> FROM QUICKSUPER QUICKSPR2780384667		421.90	66,814.66
30 SEP	<b>CREDIT INTEREST PAID</b>		2.73	66,817.39
01 OCT	<b>TRANSFER</b> FROM QUICKSUPER QUICKSPR2790358717		421.90	67,239.29
02 OCT	<b>VISA DEBIT PURCHASE CARD 3024</b> SHARE WEAL* SHARE WEAL SOUTHLAND CEN EFFECTIVE DATE 30 SEP 2020	27.50		67,211.79
02 OCT	<b>VISA DEBIT PURCHASE CARD 3024</b> SHARE WEAL* SHARE WEAL SOUTHLAND CEN EFFECTIVE DATE 30 SEP 2020	55.00		67,156.79
	<b>TOTALS AT END OF PAGE</b>	<b>\$82.50</b>	<b>\$846.53</b>	
	<b>TOTALS AT END OF PERIOD</b>	<b>\$82.50</b>	<b>\$846.53</b>	<b>\$67,156.79</b>

### This Statement Includes

Interest earned on deposits	\$2.73
-----------------------------	--------

### Fee Summary

Fees Charged for period: 01 SEP 2020 to 30 SEP 2020

#### Summary of ANZ Transaction Fees

Transaction Fees	Transactions		Fee Per Transaction (\$)	Total Charge (\$)
	Total	Free Additional		
EFTPOS/PHONE BANKING WDL	4.00	4.00	0.60	0.00
<b>Total Transaction Fees Charged</b>				<b>\$0.00</b>

**Please note:** Overseas transaction fees, overseas ATM fees and non ANZ ATM operator fees not included

**Please note:** Your fee cycle may not always reconcile with your statement cycle. This statement date ends on 14/10/20 and the monthly fee cycle, as appears above, ended on 30/09/20.

### Summary of Relationship Benefit for this account

Amount (\$)

**Your Relationship Benefit** 2.40

#### This is made up of:

Value of Free Transactions 2.40

# BUSINESS PREMIUM SAVER STATEMENT

Account Number 4677-48565

## Update your profile in the ANZ App or ANZ Internet Banking

New mobile number or email address? No worries. You can update your details via Profile in the ANZ App or ANZ Internet Banking. By keeping your details up to date, we can contact you for security purposes (e.g. send you an SMS one-time passcode or verify transactions), or send you account information.

Forgot your password? We've all been there. You can also securely reset your ANZ App PIN or change ANZ Internet Banking password too. It's all in one place – your Profile.

Visit [www.anz.com.au/ways-to-bank](http://www.anz.com.au/ways-to-bank) to learn about how you can manage your money, simply and securely.

## IMPORTANT INFORMATION

### PLEASE CHECK THE ENTRIES AND CALL 13 13 14 REGARDING ANY ERRORS ON THIS STATEMENT.

All entries generated are subject to authorisation and verification and if necessary, adjustments will appear on a later statement.

If you have a complaint or unresolved issue with ANZ's product or service please call our National Feedback Line **1800 805 154** and advise us. Further information in relation to ANZ's dispute resolution process and this product (including details of benefits or fees and charges) is available on request and you can access this information by reviewing the Terms and Conditions, and Fees and Charges brochures which can be found at [www.anz.com](http://www.anz.com) or by calling **13 13 14**.







# BUSINESS PREMIUM SAVER STATEMENT

STATEMENT NUMBER 30

14 OCTOBER 2020 TO 13 NOVEMBER 2020

THE DIRECTOR  
KAREN GLOVER SUPER FUND PTY LTD  
1/46 FIELD AVE  
EDITHVALE VIC 3196

## WELCOME TO YOUR ANZ ACCOUNT AT A GLANCE

### Account Details

KAREN GLOVER SUPER FUND PTY LTD  
ACN 623823772 ATF  
KAREN GLOVER SUPER FUND

### Branch Number (BSB)

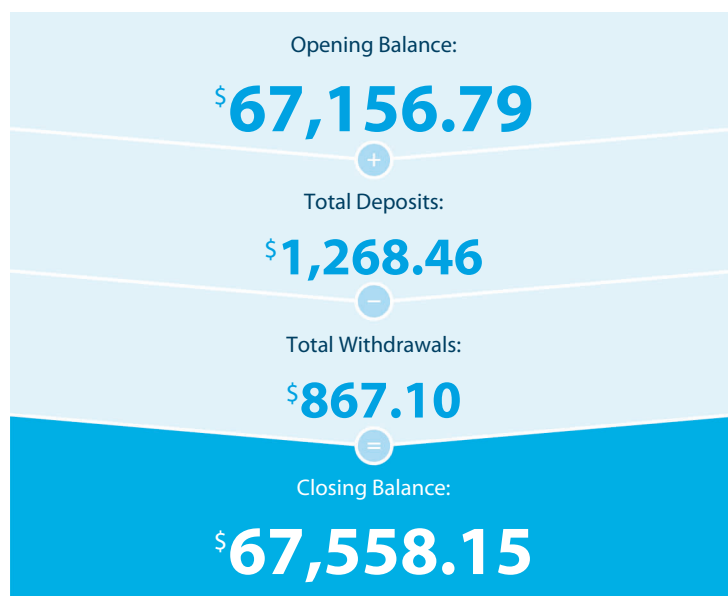
016-268

### Account Number

4677-48565

### Account Descriptor

BUS PREMIUM SAVER



## NEED TO GET IN TOUCH?



**ANZ Internet Banking**  
anz.com

OR



**Enquiries:** 13 13 14  
**Lost/Stolen Cards:** 1800 033 844

# BUSINESS PREMIUM SAVER STATEMENT

Account Number 4677-48565

## Transaction Details

Please retain this statement for taxation purposes

Date	Transaction Details	Withdrawals (\$)	Deposits (\$)	Balance (\$)
<b>2020</b>				
<b>14 OCT</b>	<b>OPENING BALANCE</b>			<b>67,156.79</b>
15 OCT	<b>TRANSFER</b> FROM QUICKSUPER QUICKSPR2800203041		421.90	67,578.69
21 OCT	<b>ANZ INTERNET BANKING BPAY</b> TAX OFFICE PAYMENT {413829}	249.00		67,329.69
22 OCT	<b>ANZ MOBILE BANKING PAYMENT 772956</b> TO SUPERHELP AUSTRALIA	535.00		66,794.69
29 OCT	<b>TRANSFER</b> FROM QUICKSUPER QUICKSPR2810275366		421.90	67,216.59
30 OCT	<b>CREDIT INTEREST PAID</b>		2.76	67,219.35
30 OCT	<b>1 EXCESS EFTPOS, PHONE BANKING,</b> AUTOMATIC TRANSACTIONS - FEE	0.60		67,218.75
02 NOV	<b>VISA DEBIT PURCHASE CARD 3024</b> SHARE WEAL* SHARE WEAL SOUTHLAND CEN EFFECTIVE DATE 30 OCT 2020	27.50		67,191.25
02 NOV	<b>VISA DEBIT PURCHASE CARD 3024</b> SHARE WEAL* SHARE WEAL SOUTHLAND CEN EFFECTIVE DATE 30 OCT 2020	55.00		67,136.25
12 NOV	<b>TRANSFER</b> FROM QUICKSUPER QUICKSPR2820888401		421.90	67,558.15
	<b>TOTALS AT END OF PAGE</b>	<b>\$867.10</b>	<b>\$1,268.46</b>	
	<b>TOTALS AT END OF PERIOD</b>	<b>\$867.10</b>	<b>\$1,268.46</b>	<b>\$67,558.15</b>

## This Statement Includes

Interest earned on deposits	\$2.76
ANZ bank charges	\$0.60

## Fee Summary

Fees Charged for period: 01 OCT 2020 to 30 OCT 2020

### Summary of ANZ Transaction Fees

Transaction Fees	Transactions			Fee Per Transaction (\$)	Total Charge (\$)
	Total	Free	Additional		
INTERNET/ONLINE WDL	1.00	1.00		0.60	0.00
EFTPOS/PHONE BANKING WDL	5.00	4.00	1.00	0.60	0.60
<b>Total Transaction Fees Charged</b>					<b>\$0.60</b>

**Please note:** Overseas transaction fees, overseas ATM fees and non ANZ ATM operator fees not included

# BUSINESS PREMIUM SAVER STATEMENT

Account Number 4677-48565

**Please note:** Your fee cycle may not always reconcile with your statement cycle. This statement date ends on 13/11/20 and the monthly fee cycle, as appears above, ended on 30/10/20.

Summary of Relationship Benefit for this account	Amount (\$)
<b>Your Relationship Benefit</b>	<b>3.00</b>
<b>This is made up of:</b>	
Value of Free Transactions	3.00

## Update your profile in the ANZ App or ANZ Internet Banking

New mobile number or email address? No worries. You can update your details via Profile in the ANZ App or ANZ Internet Banking. By keeping your details up to date, we can contact you for security purposes (e.g. send you an SMS one-time passcode or verify transactions), or send you account information.

Forgot your password? We've all been there. You can also securely reset your ANZ App PIN or change ANZ Internet Banking password too. It's all in one place – your Profile.

Visit [www.anz.com.au/ways-to-bank](http://www.anz.com.au/ways-to-bank) to learn about how you can manage your money, simply and securely.

## IMPORTANT INFORMATION

### PLEASE CHECK THE ENTRIES AND CALL 13 13 14 REGARDING ANY ERRORS ON THIS STATEMENT.

All entries generated are subject to authorisation and verification and if necessary, adjustments will appear on a later statement.

If you have a complaint or unresolved issue with ANZ's product or service please call our National Feedback Line **1800 805 154** and advise us. Further information in relation to ANZ's dispute resolution process and this product (including details of benefits or fees and charges) is available on request and you can access this information by reviewing the Terms and Conditions, and Fees and Charges brochures which can be found at [www.anz.com](http://www.anz.com) or by calling **13 13 14**.



# WE'RE REMINDING YOU ABOUT INFORMATION REGARDING YOUR ANZ BUSINESS VISA DEBIT CARD

---

We wanted to remind you about what to do if you need to dispute a transaction on your ANZ Business Visa Debit card.

## WHAT YOU NEED TO KNOW

ANZ has a process in place to help you with any incorrect or unauthorised transactions charged to your card.

## WHAT YOU CAN DO IF THIS HAPPENS

You may be entitled to have a transaction reversed (a chargeback) in some situations where you have a dispute with the merchant. If you believe you're entitled to have a transaction reversed, you should let us know promptly. The Visa scheme rules impose time limits for raising a dispute. Generally under the scheme rules, ANZ must lodge a fully detailed claim on your behalf within 120 days<sup>1</sup>. However, we recommend that you raise your dispute with us as soon as possible.

If you do not notify us of your disputed transaction and provide us with all necessary details and documentation in time for ANZ to meet this deadline, ANZ may not be able to assist you in having the disputed transaction reversed.

In some cases, the time limits under the scheme rules may not apply to your disputed transaction. However, you should still let us know about your dispute as soon as you can.

If we're satisfied after an investigation that you're entitled to have the transaction reversed, we'll credit your account for the amount originally debited for the transaction.

If we're not notified in time, we may not be able to investigate your claim, which means you're likely to be liable for the transaction. Therefore, it's important to review your statements carefully.

## VISA SECURE (FORMERLY KNOWN AS VERIFIED BY VISA)

Visa Secure (formerly known as Verified by Visa) provides an extra level of protection for online Visa purchases at participating retailers utilising One Time Password via SMS sent to your mobile phone number held by ANZ. It's only possible to reverse a transaction that's been authenticated using Visa Secure where ANZ is liable as provided in the Electronic Banking Conditions of Use contained in your product Terms and Conditions or Conditions of Use.

## ANY QUESTIONS?

For more information on disputing a transaction, refer to the relevant Terms and Conditions or Conditions of Use.

If you have any questions, please visit [www.anz.com](http://www.anz.com) or call us on 1800 801 485 (8am – 8pm Melbourne time, Monday – Friday).

Hearing and speech impaired customers can utilise the TTY service by calling 133 677.

<sup>1</sup> For transactions performed using the EFTPOS system, longer time limits may apply.

**Australia and New Zealand Banking Group Limited (ANZ) ABN 11 005 357 522.**  
Australian Credit Licence Number 234527. Item No. 96878 10.2020 WX248841





# BUSINESS PREMIUM SAVER STATEMENT

STATEMENT NUMBER 31

13 NOVEMBER 2020 TO 14 DECEMBER 2020

THE DIRECTOR  
KAREN GLOVER SUPER FUND PTY LTD  
1/46 FIELD AVE  
EDITHVALE VIC 3196

## WELCOME TO YOUR ANZ ACCOUNT AT A GLANCE

### Account Details

KAREN GLOVER SUPER FUND PTY LTD  
ACN 623823772 ATF  
KAREN GLOVER SUPER FUND

### Branch Number (BSB)

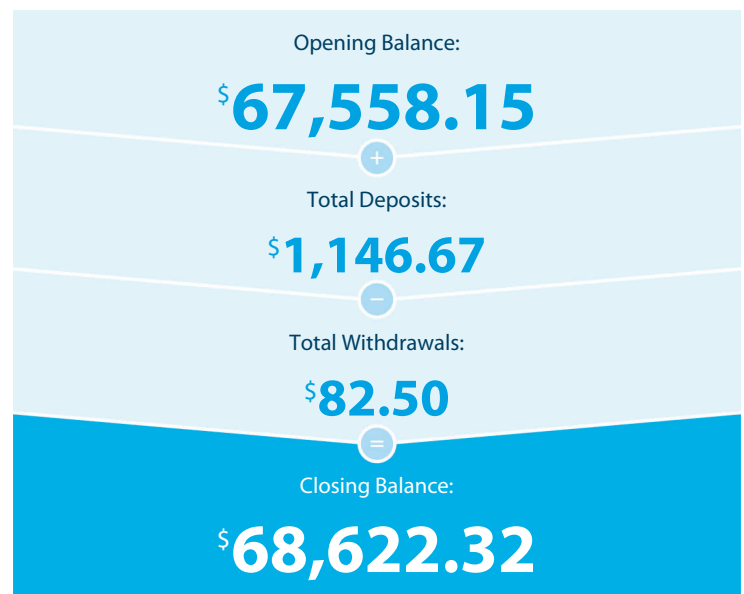
016-268

### Account Number

4677-48565

### Account Descriptor

BUS PREMIUM SAVER



## NEED TO GET IN TOUCH?



**ANZ Internet Banking**  
anz.com

OR



**Enquiries:** 13 13 14  
**Lost/Stolen Cards:** 1800 033 844

# BUSINESS PREMIUM SAVER STATEMENT

Account Number 4677-48565

## Transaction Details

Please retain this statement for taxation purposes

Date	Transaction Details	Withdrawals (\$)	Deposits (\$)	Balance (\$)
<b>2020</b>				
<b>13 NOV</b>	<b>OPENING BALANCE</b>			<b>67,558.15</b>
26 NOV	<b>TRANSFER</b> FROM SMARTSALARY 001107613000906010		150.00	67,708.15
26 NOV	<b>TRANSFER</b> FROM QUICKSUPER QUICKSPR2831742807		421.90	68,130.05
30 NOV	<b>CREDIT INTEREST PAID</b>		2.87	68,132.92
02 DEC	<b>VISA DEBIT PURCHASE CARD 3024</b> SHARE WEAL* SHARE WEAL SOUTHLAND CEN EFFECTIVE DATE 30 NOV 2020	27.50		68,105.42
02 DEC	<b>VISA DEBIT PURCHASE CARD 3024</b> SHARE WEAL* SHARE WEAL SOUTHLAND CEN EFFECTIVE DATE 30 NOV 2020	55.00		68,050.42
10 DEC	<b>TRANSFER</b> FROM SMARTSALARY 001123580000906010		150.00	68,200.42
10 DEC	<b>TRANSFER</b> FROM QUICKSUPER QUICKSPR2842753118		421.90	68,622.32
	<b>TOTALS AT END OF PAGE</b>	<b>\$82.50</b>	<b>\$1,146.67</b>	
	<b>TOTALS AT END OF PERIOD</b>	<b>\$82.50</b>	<b>\$1,146.67</b>	<b>\$68,622.32</b>

## This Statement Includes

Interest earned on deposits	\$2.87
-----------------------------	--------

## Fee Summary

Fees Charged for period: 31 OCT 2020 to 30 NOV 2020

### Summary of ANZ Transaction Fees

Transaction Fees	Transactions			Fee Per Transaction (\$)	Total Charge (\$)
	Total	Free	Additional		
EFTPOS/PHONE BANKING WDL	5.00	5.00		0.60	0.00
<b>Total Transaction Fees Charged</b>					<b>\$0.00</b>

**Please note:** Overseas transaction fees, overseas ATM fees and non ANZ ATM operator fees not included

**Please note:** Your fee cycle may not always reconcile with your statement cycle. This statement date ends on 14/12/20 and the monthly fee cycle, as appears above, ended on 30/11/20.



# BUSINESS PREMIUM SAVER STATEMENT

Account Number 4677-48565

Summary of Relationship Benefit for this account	Amount (\$)
<b>Your Relationship Benefit</b>	<b>3.00</b>
<b>This is made up of:</b>	
Value of Free Transactions	3.00

## Update your profile in the ANZ App or ANZ Internet Banking

New mobile number or email address? No worries. You can update your details via Profile in the ANZ App or ANZ Internet Banking. By keeping your details up to date, we can contact you for security purposes (e.g. send you an SMS one-time passcode or verify transactions), or send you account information.

Forgot your password? We've all been there. You can also securely reset your ANZ App PIN or change ANZ Internet Banking password too. It's all in one place – your Profile.

Visit [www.anz.com.au/ways-to-bank](http://www.anz.com.au/ways-to-bank) to learn about how you can manage your money, simply and securely.

## IMPORTANT INFORMATION

### PLEASE CHECK THE ENTRIES AND CALL 13 13 14 REGARDING ANY ERRORS ON THIS STATEMENT.

All entries generated are subject to authorisation and verification and if necessary, adjustments will appear on a later statement.

If you have a complaint or unresolved issue with ANZ's product or service please call our National Feedback Line **1800 805 154** and advise us. Further information in relation to ANZ's dispute resolution process and this product (including details of benefits or fees and charges) is available on request and you can access this information by reviewing the Terms and Conditions, and Fees and Charges brochures which can be found at [www.anz.com](http://www.anz.com) or by calling **13 13 14**.





# BUSINESS PREMIUM SAVER STATEMENT

STATEMENT NUMBER 32

14 DECEMBER 2020 TO 14 JANUARY 2021

THE DIRECTOR  
KAREN GLOVER SUPER FUND PTY LTD  
1/46 FIELD AVE  
EDITHVALE VIC 3196

## WELCOME TO YOUR ANZ ACCOUNT AT A GLANCE

### Account Details

KAREN GLOVER SUPER FUND PTY LTD  
ACN 623823772 ATF  
KAREN GLOVER SUPER FUND

### Branch Number (BSB)

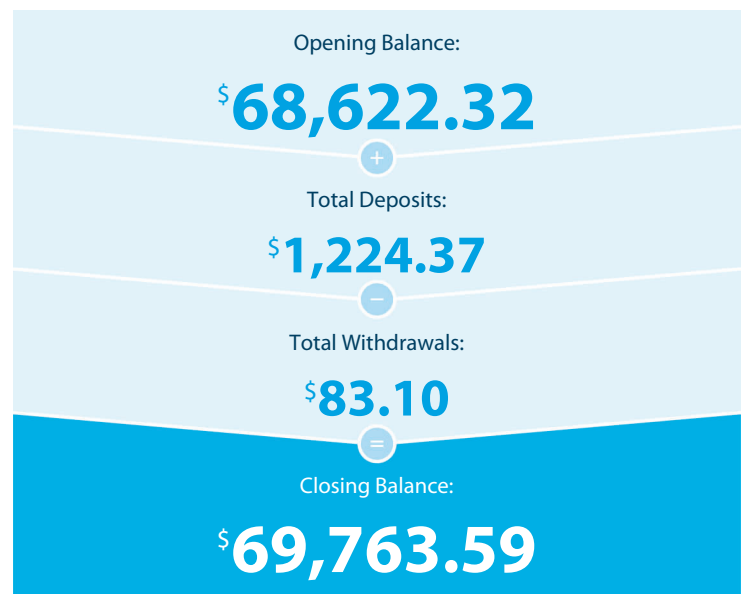
016-268

### Account Number

4677-48565

### Account Descriptor

BUS PREMIUM SAVER



## NEED TO GET IN TOUCH?



**ANZ Internet Banking**  
anz.com

OR



**Enquiries:** 13 13 14  
**Lost/Stolen Cards:** 1800 033 844

# BUSINESS PREMIUM SAVER STATEMENT

Account Number 4677-48565

## Transaction Details

Please retain this statement for taxation purposes

Date	Transaction Details	Withdrawals (\$)	Deposits (\$)	Balance (\$)
<b>2020</b>				
14 DEC	<b>OPENING BALANCE</b>			<b>68,622.32</b>
24 DEC	<b>TRANSFER</b> FROM SMARTSALARY 001139428000906010		150.00	68,772.32
24 DEC	<b>TRANSFER</b> FROM QUICKSUPER QUICKSPR2853316303		441.31	69,213.63
31 DEC	<b>CREDIT INTEREST PAID</b>		2.91	69,216.54
31 DEC	<b>1 EXCESS EFTPOS, PHONE BANKING,</b> AUTOMATIC TRANSACTIONS - FEE	0.60		69,215.94
<b>2021</b>				
04 JAN	<b>VISA DEBIT PURCHASE CARD 3024</b> SHARE WEAL* SHARE WEAL SOUTHLAND CEN EFFECTIVE DATE 30 DEC 2020	27.50		69,188.44
04 JAN	<b>VISA DEBIT PURCHASE CARD 3024</b> SHARE WEAL* SHARE WEAL SOUTHLAND CEN EFFECTIVE DATE 30 DEC 2020	55.00		69,133.44
07 JAN	<b>TRANSFER</b> FROM SMARTSALARY 001152274000906010		150.00	69,283.44
07 JAN	<b>TRANSFER</b> FROM QUICKSUPER QUICKSPR2861705482		480.15	69,763.59
<b>TOTALS AT END OF PAGE</b>		<b>\$83.10</b>	<b>\$1,224.37</b>	
<b>TOTALS AT END OF PERIOD</b>		<b>\$83.10</b>	<b>\$1,224.37</b>	<b>\$69,763.59</b>

## This Statement Includes

Interest earned on deposits	\$2.91
ANZ bank charges	\$0.60

## Fee Summary

Fees Charged for period: 01 DEC 2020 to 31 DEC 2020

### Summary of ANZ Transaction Fees

Transaction Fees	Transactions			Fee Per Transaction (\$)	Total Charge (\$)
	Total	Free	Additional		
EFTPOS/PHONE BANKING WDL	6.00	5.00	1.00	0.60	0.60
<b>Total Transaction Fees Charged</b>					<b>\$0.60</b>

**Please note:** Overseas transaction fees, overseas ATM fees and non ANZ ATM operator fees not included

**Please note:** Your fee cycle may not always reconcile with your statement cycle. This statement date ends on 14/01/21 and the monthly fee cycle, as appears above, ended on 31/12/20.

# BUSINESS PREMIUM SAVER STATEMENT

Account Number 4677-48565

Summary of Relationship Benefit for this account	Amount (\$)
<b>Your Relationship Benefit</b>	<b>3.00</b>
<b>This is made up of:</b>	
Value of Free Transactions	3.00

## Update your profile in the ANZ App or ANZ Internet Banking

New mobile number or email address? No worries. You can update your details via Profile in the ANZ App or ANZ Internet Banking. By keeping your details up to date, we can contact you for security purposes (e.g. send you an SMS one-time passcode or verify transactions), or send you account information.

Forgot your password? We've all been there. You can also securely reset your ANZ App PIN or change ANZ Internet Banking password too. It's all in one place – your Profile.

Visit [www.anz.com.au/ways-to-bank](http://www.anz.com.au/ways-to-bank) to learn about how you can manage your money, simply and securely.

## IMPORTANT INFORMATION

### PLEASE CHECK THE ENTRIES AND CALL 13 13 14 REGARDING ANY ERRORS ON THIS STATEMENT.

All entries generated are subject to authorisation and verification and if necessary, adjustments will appear on a later statement.

If you have a complaint or unresolved issue with ANZ's product or service please call our National Feedback Line **1800 805 154** and advise us. Further information in relation to ANZ's dispute resolution process and this product (including details of benefits or fees and charges) is available on request and you can access this information by reviewing the Terms and Conditions, and Fees and Charges brochures which can be found at [www.anz.com](http://www.anz.com) or by calling **13 13 14**.





# BUSINESS PREMIUM SAVER STATEMENT

STATEMENT NUMBER 33

14 JANUARY 2021 TO 12 FEBRUARY 2021

THE DIRECTOR  
KAREN GLOVER SUPER FUND PTY LTD  
1/46 FIELD AVE  
EDITHVALE VIC 3196

## WELCOME TO YOUR ANZ ACCOUNT AT A GLANCE

### Account Details

KAREN GLOVER SUPER FUND PTY LTD  
ACN 623823772 ATF  
KAREN GLOVER SUPER FUND

### Branch Number (BSB)

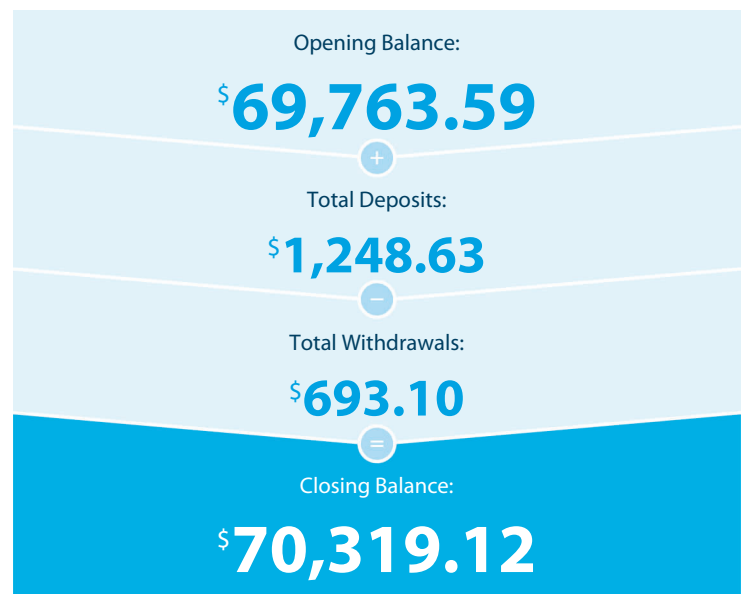
016-268

### Account Number

4677-48565

### Account Descriptor

BUS PREMIUM SAVER



## NEED TO GET IN TOUCH?



**ANZ Internet Banking**  
anz.com

OR



**Enquiries:** 13 13 14  
**Lost/Stolen Cards:** 1800 033 844

# BUSINESS PREMIUM SAVER STATEMENT

Account Number 4677-48565

## Transaction Details

Please retain this statement for taxation purposes

Date	Transaction Details	Withdrawals (\$)	Deposits (\$)	Balance (\$)
<b>2021</b>				
<b>14 JAN</b>	<b>OPENING BALANCE</b>			<b>69,763.59</b>
21 JAN	<b>TRANSFER</b> FROM SMARTSALARY 001167948000906010		150.00	69,913.59
21 JAN	<b>TRANSFER</b> FROM QUICKSUPER QUICKSPR2872250951		480.15	70,393.74
29 JAN	<b>CREDIT INTEREST PAID</b>		2.77	70,396.51
29 JAN	<b>1 EXCESS EFTPOS, PHONE BANKING,</b> AUTOMATIC TRANSACTIONS - FEE	0.60		70,395.91
01 FEB	<b>VISA DEBIT PURCHASE CARD 3024</b> SHARE WEAL* SHARE WEAL SOUTHLAND CEN EFFECTIVE DATE 30 JAN 2021	27.50		70,368.41
01 FEB	<b>VISA DEBIT PURCHASE CARD 3024</b> SHARE WEAL* SHARE WEAL SOUTHLAND CEN EFFECTIVE DATE 30 JAN 2021	55.00		70,313.41
04 FEB	<b>TRANSFER</b> FROM SMARTSALARY 001183263000906010		150.00	70,463.41
04 FEB	<b>TRANSFER</b> FROM QUICKSUPER QUICKSPR2882766400		465.71	70,929.12
05 FEB	<b>ANZ MOBILE BANKING PAYMENT 974022</b> TO SUPERHELP AUSTRALIA	610.00		70,319.12
	<b>TOTALS AT END OF PAGE</b>	<b>\$693.10</b>	<b>\$1,248.63</b>	
	<b>TOTALS AT END OF PERIOD</b>	<b>\$693.10</b>	<b>\$1,248.63</b>	<b>\$70,319.12</b>

### This Statement Includes

Interest earned on deposits	\$2.77
ANZ bank charges	\$0.60

### Fee Summary

Fees Charged for period: 01 JAN 2021 to 29 JAN 2021

#### Summary of ANZ Transaction Fees

Transaction Fees	Transactions			Fee Per Transaction (\$)	Total Charge (\$)
	Total	Free	Additional		
EFTPOS/PHONE BANKING WDL	6.00	5.00	1.00	0.60	0.60
<b>Total Transaction Fees Charged</b>					<b>\$0.60</b>

**Please note:** Overseas transaction fees, overseas ATM fees and non ANZ ATM operator fees not included

**Please note:** Your fee cycle may not always reconcile with your statement cycle. This statement date ends on 12/02/21 and the monthly fee cycle, as appears above, ended on 29/01/21.



# BUSINESS PREMIUM SAVER STATEMENT

Account Number 4677-48565

Summary of Relationship Benefit for this account	Amount (\$)
<b>Your Relationship Benefit</b>	<b>3.00</b>
<b>This is made up of:</b>	
Value of Free Transactions	3.00

## Update your profile in the ANZ App or ANZ Internet Banking

New mobile number or email address? No worries. You can update your details via Profile in the ANZ App or ANZ Internet Banking. By keeping your details up to date, we can contact you for security purposes (e.g. send you an SMS one-time passcode or verify transactions), or send you account information.

Forgot your password? We've all been there. You can also securely reset your ANZ App PIN or change ANZ Internet Banking password too. It's all in one place – your Profile.

Visit [www.anz.com.au/ways-to-bank](http://www.anz.com.au/ways-to-bank) to learn about how you can manage your money, simply and securely.

## IMPORTANT INFORMATION

### PLEASE CHECK THE ENTRIES AND CALL 13 13 14 REGARDING ANY ERRORS ON THIS STATEMENT.

All entries generated are subject to authorisation and verification and if necessary, adjustments will appear on a later statement.

If you have a complaint or unresolved issue with ANZ's product or service please call our National Feedback Line **1800 805 154** and advise us. Further information in relation to ANZ's dispute resolution process and this product (including details of benefits or fees and charges) is available on request and you can access this information by reviewing the Terms and Conditions, and Fees and Charges brochures which can be found at [www.anz.com](http://www.anz.com) or by calling **13 13 14**.





# BUSINESS PREMIUM SAVER STATEMENT

STATEMENT NUMBER 34

12 FEBRUARY 2021 TO 12 MARCH 2021

THE DIRECTOR  
KAREN GLOVER SUPER FUND PTY LTD  
1/46 FIELD AVE  
EDITHVALE VIC 3196

## WELCOME TO YOUR ANZ ACCOUNT AT A GLANCE

### Account Details

KAREN GLOVER SUPER FUND PTY LTD  
ACN 623823772 ATF  
KAREN GLOVER SUPER FUND

### Branch Number (BSB)

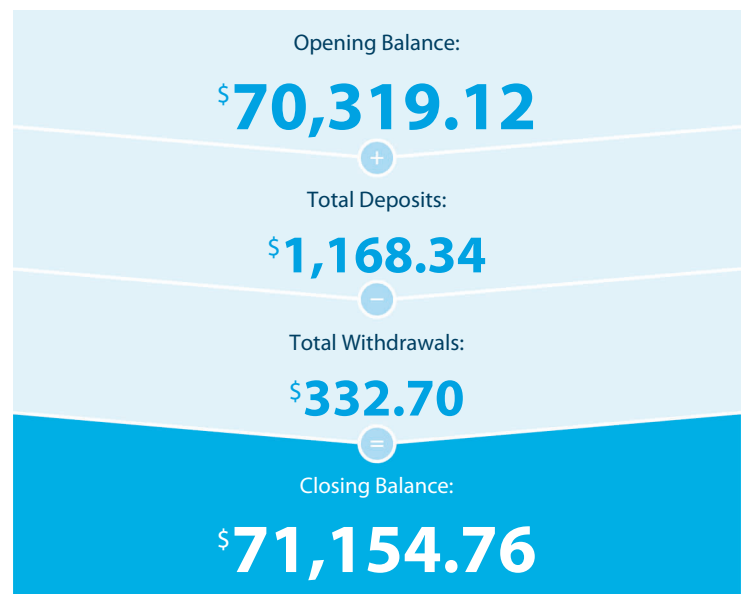
016-268

### Account Number

4677-48565

### Account Descriptor

BUS PREMIUM SAVER



## NEED TO GET IN TOUCH?



**ANZ Internet Banking**  
anz.com

OR



**Enquiries:** 13 13 14  
**Lost/Stolen Cards:** 1800 033 844

# BUSINESS PREMIUM SAVER STATEMENT

Account Number 4677-48565

## Transaction Details

Please retain this statement for taxation purposes

Date	Transaction Details	Withdrawals (\$)	Deposits (\$)	Balance (\$)
<b>2021</b>				
<b>12 FEB</b>	<b>OPENING BALANCE</b>			<b>70,319.12</b>
18 FEB	<b>TRANSFER</b> FROM SMARTSALARY 001199667000906010		150.00	70,469.12
18 FEB	<b>TRANSFER</b> FROM QUICKSUPER QUICKSPR2893787901		421.90	70,891.02
25 FEB	<b>ANZ INTERNET BANKING BPAY</b> TAX OFFICE PAYMENT {614853}	249.00		70,642.02
26 FEB	<b>CREDIT INTEREST PAID</b>		2.70	70,644.72
26 FEB	<b>1 EXCESS EFTPOS, PHONE BANKING,</b> AUTOMATIC TRANSACTIONS - FEE	0.60		70,644.12
26 FEB	<b>1 EXCESS INTERNET/ONLINE TRANSACTIONS</b> - FEE	0.60		70,643.52
02 MAR	<b>VISA DEBIT PURCHASE CARD 3024</b> SHARE WEAL* SHARE WEAL SOUTHLAND CEN EFFECTIVE DATE 28 FEB 2021	27.50		70,616.02
02 MAR	<b>VISA DEBIT PURCHASE CARD 3024</b> SHARE WEAL* SHARE WEAL SOUTHLAND CEN EFFECTIVE DATE 28 FEB 2021	55.00		70,561.02
04 MAR	<b>TRANSFER</b> FROM SMARTSALARY 001216590000906010		150.00	70,711.02
04 MAR	<b>TRANSFER</b> FROM QUICKSUPER QUICKSPR2905421981		443.74	71,154.76
	<b>TOTALS AT END OF PAGE</b>	<b>\$332.70</b>	<b>\$1,168.34</b>	
	<b>TOTALS AT END OF PERIOD</b>	<b>\$332.70</b>	<b>\$1,168.34</b>	<b>\$71,154.76</b>

### This Statement Includes

Interest earned on deposits	\$2.70
ANZ bank charges	\$1.20

### Fee Summary

Fees Charged for period: 30 JAN 2021 to 26 FEB 2021

#### Summary of ANZ Transaction Fees

Transaction Fees	Transactions			Fee Per Transaction (\$)	Total Charge (\$)
	Total	Free	Additional		
INTERNET/ONLINE WDL	1.00		1.00	0.60	0.60
EFTPOS/PHONE BANKING WDL	6.00	5.00	1.00	0.60	0.60
<b>Total Transaction Fees Charged</b>					<b>\$1.20</b>

**Please note:** Overseas transaction fees, overseas ATM fees and non ANZ ATM operator fees not included

# BUSINESS PREMIUM SAVER STATEMENT

Account Number 4677-48565

**Please note:** Your fee cycle may not always reconcile with your statement cycle. This statement date ends on 12/03/21 and the monthly fee cycle, as appears above, ended on 26/02/21.

Summary of Relationship Benefit for this account	Amount (\$)
<b>Your Relationship Benefit</b>	<b>3.00</b>
<b>This is made up of:</b>	
Value of Free Transactions	3.00

## IMPORTANT INFORMATION

### PLEASE CHECK THE ENTRIES AND CALL 13 13 14 REGARDING ANY ERRORS ON THIS STATEMENT.

All entries generated are subject to authorisation and verification and if necessary, adjustments will appear on a later statement.

If you have a complaint or unresolved issue with ANZ's product or service please call our National Feedback Line **1800 805 154** and advise us. Further information in relation to ANZ's dispute resolution process and this product (including details of benefits or fees and charges) is available on request and you can access this information by reviewing the Terms and Conditions, and Fees and Charges brochures which can be found at [www.anz.com](http://www.anz.com) or by calling **13 13 14**.





# BUSINESS PREMIUM SAVER STATEMENT

STATEMENT NUMBER 35  
12 MARCH 2021 TO 14 APRIL 2021

THE DIRECTOR  
KAREN GLOVER SUPER FUND PTY LTD  
1/46 FIELD AVE  
EDITHVALE VIC 3196

## WELCOME TO YOUR ANZ ACCOUNT AT A GLANCE

### Account Details

KAREN GLOVER SUPER FUND PTY LTD  
ACN 623823772 ATF  
KAREN GLOVER SUPER FUND

### Branch Number (BSB)

016-268

### Account Number

4677-48565

### Account Descriptor

BUS PREMIUM SAVER



## NEED TO GET IN TOUCH?



**ANZ Internet Banking**  
anz.com

OR



**Enquiries:** 13 13 14  
**Lost/Stolen Cards:** 1800 033 844

# BUSINESS PREMIUM SAVER STATEMENT

Account Number 4677-48565

## Transaction Details

Please retain this statement for taxation purposes

Date	Transaction Details	Withdrawals (\$)	Deposits (\$)	Balance (\$)
<b>2021</b>				
<b>12 MAR</b>	<b>OPENING BALANCE</b>			<b>71,154.76</b>
18 MAR	<b>TRANSFER</b> FROM SMARTSALARY 001232994000906010		150.00	71,304.76
18 MAR	<b>TRANSFER</b> FROM QUICKSUPER QUICKSPR2916866370		421.90	71,726.66
31 MAR	<b>CREDIT INTEREST PAID</b>		3.23	71,729.89
31 MAR	<b>1 EXCESS EFTPOS, PHONE BANKING,</b> AUTOMATIC TRANSACTIONS - FEE	0.60		71,729.29
01 APR	<b>TRANSFER</b> FROM SMARTSALARY 001249534000906010		150.00	71,879.29
01 APR	<b>TRANSFER</b> FROM QUICKSUPER QUICKSPR2928089473		454.26	72,333.55
01 APR	<b>VISA DEBIT PURCHASE CARD 3024</b> SHARE WEAL* SHARE WEAL SOUTHLAND CEN EFFECTIVE DATE 30 MAR 2021	27.50		72,306.05
01 APR	<b>VISA DEBIT PURCHASE CARD 3024</b> SHARE WEAL* SHARE WEAL SOUTHLAND CEN EFFECTIVE DATE 30 MAR 2021	55.00		72,251.05
	<b>TOTALS AT END OF PAGE</b>	<b>\$83.10</b>	<b>\$1,179.39</b>	
	<b>TOTALS AT END OF PERIOD</b>	<b>\$83.10</b>	<b>\$1,179.39</b>	<b>\$72,251.05</b>

## This Statement Includes

Interest earned on deposits	\$3.23
ANZ bank charges	\$0.60

## Fee Summary

Fees Charged for period: 27 FEB 2021 to 31 MAR 2021

### Summary of ANZ Transaction Fees

	Transactions			Fee Per Transaction (\$)	Total Charge (\$)
	Total	Free	Additional		
<b>Transaction Fees</b>					
EFTPOS/PHONE BANKING WDL	6.00	5.00	1.00	0.60	0.60
<b>Total Transaction Fees Charged</b>					<b>\$0.60</b>

**Please note:** Overseas transaction fees, overseas ATM fees and non ANZ ATM operator fees not included

**Please note:** Your fee cycle may not always reconcile with your statement cycle. This statement date ends on 14/04/21 and the monthly fee cycle, as appears above, ended on 31/03/21.



# BUSINESS PREMIUM SAVER STATEMENT

Account Number 4677-48565

Summary of Relationship Benefit for this account	Amount (\$)
<b>Your Relationship Benefit</b>	<b>3.00</b>
<b>This is made up of:</b>	
Value of Free Transactions	3.00

## IMPORTANT INFORMATION

### PLEASE CHECK THE ENTRIES AND CALL 13 13 14 REGARDING ANY ERRORS ON THIS STATEMENT.

All entries generated are subject to authorisation and verification and if necessary, adjustments will appear on a later statement.

If you have a complaint or unresolved issue with ANZ's product or service please call our National Feedback Line **1800 805 154** and advise us. Further information in relation to ANZ's dispute resolution process and this product (including details of benefits or fees and charges) is available on request and you can access this information by reviewing the Terms and Conditions, and Fees and Charges brochures which can be found at [www.anz.com](http://www.anz.com) or by calling **13 13 14**.



# CHANGES TO YOUR BUSINESS PREMIUM SAVER ACCOUNT

---

From 1 June 2021, we're making some updates to our business banking products and improving our account features, in line with how our customers like to bank.

## What's changing?

- Your ANZ Business Premium Saver account is being renamed ANZ Business Essentials.
- You'll now get 20 (instead of 5) free electronic or ATM transactions each month.
- Charges will apply for any assisted transactions like ANZ branch transactions (\$1.60), cheque deposits and manual merchant deposits (\$0.60).

## What's staying the same?

- Your current interest rate will stay the same.
- Your account number and BSB details will remain unchanged.
- Your ANZ Business Visa Debit card will remain linked to your ANZ Business Essentials account.
- You can access your ANZ Business Essentials account in Internet Banking and in the ANZ App.

## Want to know more?

For any enquiries or to find out about other ANZ business account options, please call **1800 801 485** and select option 2.

These changes will be reflected in the ANZ Business Transaction Accounts Terms & Conditions and Business Banking Transaction Account Fees and Charges from 1 June 2021, and available on [anz.com](http://anz.com)

Any advice does not take into account your personal needs, financial circumstances or objectives and you should consider whether it is appropriate for you.

ANZ recommends you read the applicable Terms and Conditions and the ANZ Financial Services Guide available on [anz.com](http://anz.com)

Please refer to the ANZ Business Transaction Accounts Terms and Conditions available on [anz.com](http://anz.com)

**Australia and New Zealand Banking Group Limited ABN 11 005 357 522.**  
Australian Credit Licence Number 234527. Item No. 97618 03.2021 WZ102672



# BUSINESS PREMIUM SAVER STATEMENT

STATEMENT NUMBER 36

14 APRIL 2021 TO 14 MAY 2021

THE DIRECTOR  
KAREN GLOVER SUPER FUND PTY LTD  
1/46 FIELD AVE  
EDITHVALE VIC 3196

## WELCOME TO YOUR ANZ ACCOUNT AT A GLANCE

### Account Details

KAREN GLOVER SUPER FUND PTY LTD  
ACN 623823772 ATF  
KAREN GLOVER SUPER FUND

### Branch Number (BSB)

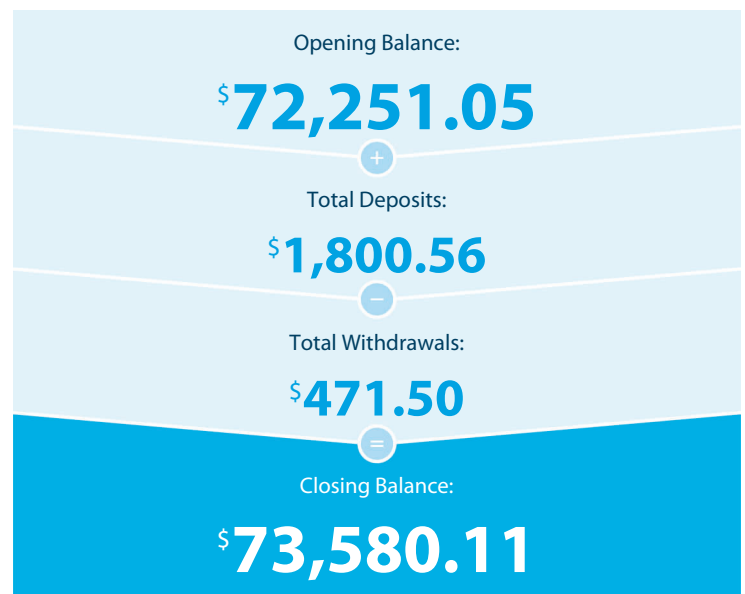
016-268

### Account Number

4677-48565

### Account Descriptor

BUS PREMIUM SAVER



## NEED TO GET IN TOUCH?



**ANZ Internet Banking**  
anz.com

OR



**Enquiries:** 13 13 14  
**Lost/Stolen Cards:** 1800 033 844

# BUSINESS PREMIUM SAVER STATEMENT

Account Number 4677-48565

## Transaction Details

Please retain this statement for taxation purposes

Date	Transaction Details	Withdrawals (\$)	Deposits (\$)	Balance (\$)
<b>2021</b>				
<b>14 APR</b>	<b>OPENING BALANCE</b>			<b>72,251.05</b>
15 APR	<b>TRANSFER</b> FROM SMARTSALARY 001263551000906010		150.00	72,401.05
15 APR	<b>TRANSFER</b> FROM QUICKSUPER QUICKSPR2938569874		451.02	72,852.07
27 APR	<b>ANZ INTERNET BANKING BPAY</b> ASIC {529858}	137.00		72,715.07
27 APR	<b>ANZ INTERNET BANKING BPAY</b> TAX OFFICE PAYMENT {532576}	249.00		72,466.07
29 APR	<b>TRANSFER</b> FROM SMARTSALARY 001279735000906010		150.00	72,616.07
29 APR	<b>TRANSFER</b> FROM QUICKSUPER QUICKSPR2949775937		421.89	73,037.96
30 APR	<b>CREDIT INTEREST PAID</b>		2.98	73,040.94
30 APR	<b>3 EXCESS EFTPOS, PHONE BANKING,</b> AUTOMATIC TRANSACTIONS - FEE	1.80		73,039.14
30 APR	<b>2 EXCESS INTERNET/ONLINE TRANSACTIONS</b> - FEE	1.20		73,037.94
03 MAY	<b>VISA DEBIT PURCHASE CARD 3024</b> SHARE WEAL* SHARE WEAL SOUTHLAND CEN EFFECTIVE DATE 30 APR 2021	27.50		73,010.44
03 MAY	<b>VISA DEBIT PURCHASE CARD 3024</b> SHARE WEAL* SHARE WEAL SOUTHLAND CEN EFFECTIVE DATE 30 APR 2021	55.00		72,955.44
13 MAY	<b>TRANSFER</b> FROM SMARTSALARY 001296931000906010		150.00	73,105.44
13 MAY	<b>TRANSFER</b> FROM QUICKSUPER QUICKSPR2961462667		474.67	73,580.11
	<b>TOTALS AT END OF PAGE</b>	<b>\$471.50</b>	<b>\$1,800.56</b>	
	<b>TOTALS AT END OF PERIOD</b>	<b>\$471.50</b>	<b>\$1,800.56</b>	<b>\$73,580.11</b>

### This Statement Includes

Interest earned on deposits	\$2.98
ANZ bank charges	\$3.00

# BUSINESS PREMIUM SAVER STATEMENT

Account Number 4677-48565

## Fee Summary

Fees Charged for period: 01 APR 2021 to 30 APR 2021

### Summary of ANZ Transaction Fees

	Transactions			Fee Per Transaction (\$)	Total Charge (\$)
	Total	Free	Additional		
<b>Transaction Fees</b>					
INTERNET/ONLINE WDL	2.00		2.00	0.60	1.20
EFTPOS/PHONE BANKING WDL	8.00	5.00	3.00	0.60	1.80
<b>Total Transaction Fees Charged</b>					<b>\$3.00</b>

**Please note:** Overseas transaction fees, overseas ATM fees and non ANZ ATM operator fees not included

**Please note:** Your fee cycle may not always reconcile with your statement cycle. This statement date ends on 14/05/21 and the monthly fee cycle, as appears above, ended on 30/04/21.

### Summary of Relationship Benefit for this account

Amount (\$)

<b>Your Relationship Benefit</b>	<b>3.00</b>
<b>This is made up of:</b>	
Value of Free Transactions	3.00

### No transaction fees\* for ANZ cardholders across the new atm by Armaguard network

As an ANZ cardholder you can withdraw cash or make a balance enquiry, with no transaction fee\* at any atm by Armaguard. \*Terms and conditions apply.

Visit [www.anz.com.au/ways-to-bank/atms](http://www.anz.com.au/ways-to-bank/atms) for further detail and terms and conditions.

## IMPORTANT INFORMATION

### PLEASE CHECK THE ENTRIES AND CALL 13 13 14 REGARDING ANY ERRORS ON THIS STATEMENT.

All entries generated are subject to authorisation and verification and if necessary, adjustments will appear on a later statement.

If you have a complaint or unresolved issue with ANZ's product or service please call our National Feedback Line **1800 805 154** and advise us. Further information in relation to ANZ's dispute resolution process and this product (including details of benefits or fees and charges) is available on request and you can access this information by reviewing the Terms and Conditions, and Fees and Charges brochures which can be found at [www.anz.com](http://www.anz.com) or by calling **13 13 14**.





# ANZ BUSINESS ESSENTIALS STATEMENT

STATEMENT NUMBER 37

14 MAY 2021 TO 14 JUNE 2021

THE DIRECTOR  
KAREN GLOVER SUPER FUND PTY LTD  
1/46 FIELD AVE  
EDITHVALE VIC 3196

## WELCOME TO YOUR ANZ ACCOUNT AT A GLANCE

### Account Details

KAREN GLOVER SUPER FUND PTY LTD  
ACN 623823772 ATF  
KAREN GLOVER SUPER FUND

### Branch Number (BSB)

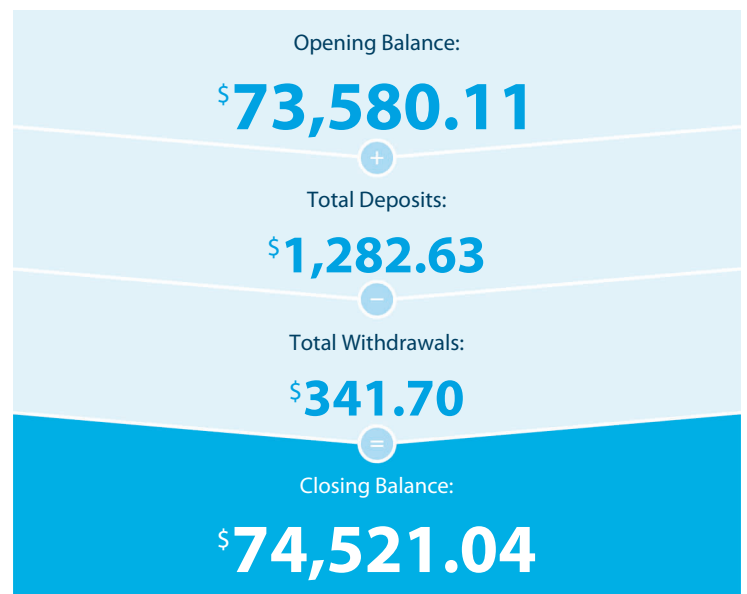
016-268

### Account Number

4677-48565

### Account Descriptor

BUS PREMIUM SAVER



## NEED TO GET IN TOUCH?



**ANZ Internet Banking**  
anz.com

OR



**Enquiries:** 13 13 14  
**Lost/Stolen Cards:** 1800 033 844



# ANZ BUSINESS ESSENTIALS STATEMENT

Account Number 4677-48565

## Transaction Details

Please retain this statement for taxation purposes

Date	Transaction Details	Withdrawals (\$)	Deposits (\$)	Balance (\$)
<b>2021</b>				
<b>14 MAY</b>	<b>OPENING BALANCE</b>			<b>73,580.11</b>
20 MAY	<b>ANZ INTERNET BANKING BPAY</b> ASIC {122418}	258.00		73,322.11
27 MAY	<b>TRANSFER</b> FROM SMARTSALARY 001312636000906010		150.00	73,472.11
27 MAY	<b>TRANSFER</b> FROM QUICKSUPER QUICKSPR2972133223		489.76	73,961.87
31 MAY	<b>CREDIT INTEREST PAID</b>		3.11	73,964.98
31 MAY	<b>2 EXCESS EFTPOS, PHONE BANKING,</b> AUTOMATIC TRANSACTIONS - FEE	1.20		73,963.78
01 JUN	<b>VISA DEBIT PURCHASE CARD 3024</b> SHARE WEAL* SHARE WEAL SOUTHLAND CEN EFFECTIVE DATE 30 MAY 2021	27.50		73,936.28
01 JUN	<b>VISA DEBIT PURCHASE CARD 3024</b> SHARE WEAL* SHARE WEAL SOUTHLAND CEN EFFECTIVE DATE 30 MAY 2021	55.00		73,881.28
10 JUN	<b>TRANSFER</b> FROM SMARTSALARY 001329752000906010		150.00	74,031.28
10 JUN	<b>TRANSFER</b> FROM QUICKSUPER QUICKSPR2982212030		489.76	74,521.04
	<b>TOTALS AT END OF PAGE</b>	<b>\$341.70</b>	<b>\$1,282.63</b>	
	<b>TOTALS AT END OF PERIOD</b>	<b>\$341.70</b>	<b>\$1,282.63</b>	<b>\$74,521.04</b>

### This Statement Includes

Interest earned on deposits	\$3.11
ANZ bank charges	\$1.20

### Fee Summary

Fees Charged for period: 01 MAY 2021 to 31 MAY 2021

#### Summary of ANZ Transaction Fees

	Transactions			Fee Per Transaction (\$)	Total Charge (\$)
	Total	Free	Additional		
<b>Transaction Fees</b>					
INTERNET/ONLINE WDL	1.00	1.00		0.60	0.00
EFTPOS/PHONE BANKING WDL	6.00	4.00	2.00	0.60	1.20
<b>Total Transaction Fees Charged</b>					<b>\$1.20</b>

**Please note:** Overseas transaction fees, overseas ATM fees and non ANZ ATM operator fees not included

# ANZ BUSINESS ESSENTIALS STATEMENT

Account Number 4677-48565

**Please note:** Your fee cycle may not always reconcile with your statement cycle. This statement date ends on 14/06/21 and the monthly fee cycle, as appears above, ended on 31/05/21.

Summary of Relationship Benefit for this account	Amount (\$)
<b>Your Relationship Benefit</b>	<b>3.00</b>
<b>This is made up of:</b>	
Value of Free Transactions	3.00

## No transaction fees\* for ANZ cardholders across the new atm by Armaguard network

As an ANZ cardholder you can withdraw cash or make a balance enquiry, with no transaction fee\* at any atm by Armaguard ATM.

\*Terms and conditions apply.

Visit [www.anz.com.au/ways-to-bank/atms](http://www.anz.com.au/ways-to-bank/atms) for further detail and terms and conditions.

## IMPORTANT INFORMATION

### PLEASE CHECK THE ENTRIES AND CALL 13 13 14 REGARDING ANY ERRORS ON THIS STATEMENT.

All entries generated are subject to authorisation and verification and if necessary, adjustments will appear on a later statement.

If you have a complaint or unresolved issue with ANZ's product or service please call our National Feedback Line **1800 805 154** and advise us. Further information in relation to ANZ's dispute resolution process and this product (including details of benefits or fees and charges) is available on request and you can access this information by reviewing the Terms and Conditions, and Fees and Charges brochures which can be found at [www.anz.com](http://www.anz.com) or by calling **13 13 14**.





# ANZ BUSINESS ESSENTIALS STATEMENT

STATEMENT NUMBER 38

14 JUNE 2021 TO 14 JULY 2021

THE DIRECTOR  
KAREN GLOVER SUPER FUND PTY LTD  
1/46 FIELD AVE  
EDITHVALE VIC 3196

## WELCOME TO YOUR ANZ ACCOUNT AT A GLANCE

### Account Details

KAREN GLOVER SUPER FUND PTY LTD  
ACN 623823772 ATF  
KAREN GLOVER SUPER FUND

### Branch Number (BSB)

016-268

### Account Number

4677-48565

### Account Descriptor

BUS PREMIUM SAVER



## NEED TO GET IN TOUCH?



**ANZ Internet Banking**  
anz.com

OR



**Enquiries:** 13 13 14  
**Lost/Stolen Cards:** 1800 033 844

# ANZ BUSINESS ESSENTIALS STATEMENT

Account Number 4677-48565

## Transaction Details

Please retain this statement for taxation purposes

Date	Transaction Details	Withdrawals (\$)	Deposits (\$)	Balance (\$)
<b>2021</b>				
<b>14 JUN</b>	<b>OPENING BALANCE</b>			<b>74,521.04</b>
21 JUN	<b>ANZ INTERNET BANKING FUNDS TFER</b> TRANSFER 107078 TO 013352284656529	50,000.00		24,521.04
24 JUN	<b>TRANSFER</b> FROM SMARTSALARY 001346697000906010		150.00	24,671.04
24 JUN	<b>TRANSFER</b> FROM QUICKSUPER QUICKSPR2992012913		489.76	25,160.80
30 JUN	<b>CREDIT INTEREST PAID</b>		2.44	25,163.24
02 JUL	<b>VISA DEBIT PURCHASE CARD 3024</b> SHARE WEAL* SHARE WEAL SOUTHLAND CEN EFFECTIVE DATE 30 JUN 2021	27.50		25,135.74
02 JUL	<b>VISA DEBIT PURCHASE CARD 3024</b> SHARE WEAL* SHARE WEAL SOUTHLAND CEN EFFECTIVE DATE 30 JUN 2021	55.00		25,080.74
08 JUL	<b>TRANSFER</b> FROM SMARTSALARY 001365186000906010		150.00	25,230.74
08 JUL	<b>TRANSFER</b> FROM QUICKSUPER QUICKSPR3001606078		489.76	25,720.50
	<b>TOTALS AT END OF PAGE</b>	<b>\$50,082.50</b>	<b>\$1,281.96</b>	
	<b>TOTALS AT END OF PERIOD</b>	<b>\$50,082.50</b>	<b>\$1,281.96</b>	<b>\$25,720.50</b>

## This Statement Includes

Interest earned on deposits	\$2.44
-----------------------------	--------

## Yearly Summary

Previous Year to 30/06/2021 (\$)

Interest earned on deposits	34.06
<b>Fees Charged</b>	
ANZ bank account fee	7.80
<b>Total</b>	<b>\$7.80</b>

# ANZ BUSINESS ESSENTIALS STATEMENT

Account Number 4677-48565

## Fee Summary

Fees Charged for period: 01 JUN 2021 to 30 JUN 2021

### Summary of ANZ Transaction Fees

	Transactions		Fee Per Transaction (\$)	Total Charge (\$)
	Total	Free Additional		
<b>Transaction Fees</b>				
INTERNET/ONLINE WDL	1.00	1.00	0.60	0.00
EFTPOS/PHONE BANKING WDL	6.00	6.00	0.60	0.00
<b>Total Transaction Fees Charged</b>				<b>\$0.00</b>

**Please note:** Overseas transaction fees, overseas ATM fees and non ANZ ATM operator fees not included

**Please note:** Your fee cycle may not always reconcile with your statement cycle. This statement date ends on 14/07/21 and the monthly fee cycle, as appears above, ended on 30/06/21.

### Summary of Relationship Benefit for this account

Amount (\$)

<b>Your Relationship Benefit</b>	<b>4.20</b>
<b>This is made up of:</b>	
Value of Free Transactions	4.20

### No transaction fees\* for ANZ cardholders across the new atm by Armaguard network

As an ANZ cardholder you can withdraw cash or make a balance enquiry, with no transaction fee\* at any atm by Armaguard ATM.

\*Terms and conditions apply.

Visit [www.anz.com.au/ways-to-bank/atms](http://www.anz.com.au/ways-to-bank/atms) for further detail and terms and conditions.

## IMPORTANT INFORMATION

### PLEASE CHECK THE ENTRIES AND CALL 13 13 14 REGARDING ANY ERRORS ON THIS STATEMENT.

All entries generated are subject to authorisation and verification and if necessary, adjustments will appear on a later statement.

If you have a complaint or unresolved issue with ANZ's product or service please call our National Feedback Line **1800 805 154** and advise us. Further information in relation to ANZ's dispute resolution process and this product (including details of benefits or fees and charges) is available on request and you can access this information by reviewing the Terms and Conditions, and Fees and Charges brochures which can be found at [www.anz.com](http://www.anz.com) or by calling **13 13 14**.



# Account Statement Report

01-Jul-2020 - 30-Jun-2021

Generated at:17-Oct-2022 12:14:04 (UTC)



Saxo Capital Markets (Australia) Limited  
9 Castlereagh Street, Suite 1, Level 14  
2000 Sydney, Sydney  
NSW  
Australia  
Phone No.: +61282679000  
Email: [operations@saxomarkets.com.au](mailto:operations@saxomarkets.com.au)

Karen G Super Fund Pty Ltd ATF Karen Glover SF  
Field Avenue 46  
3196 Edithvale, Edithvale  
VIC  
Australia

**Client ID : 8865342**

**Currency : AUD**

**Account(s) : 36000/112794**



## Table of Contents

Account Statement, 36000/112794, AUD .....	2
--	---

## Account Statement, 36000/112794, AUD

Summary for the period	Start Cash Balance	Credited	Debited	End Cash Balance	Account value
	<b>137,359.23</b>	<b>451,963.41</b>	<b>-574,474.62</b>	<b>14,848.02</b>	<b>258,176.69</b>

<i>Posting Date</i>	<i>Value Date</i>	<i>Product</i>	<i>Net Change</i>	<i>Cash Balance</i>
30-Jun-2021	02-Jul-2021	Shares QAN:xasx 2063726583	-14,005.78	14,848.02
30-Jun-2021	02-Jul-2021	Shares FPH:xasx 2063726025	-12,791.74	28,853.80
28-Jun-2021	30-Jun-2021	Shares NAB:xasx 2061590311	13,358.02	41,645.54
25-Jun-2021	25-Jun-2021	Corporate Actions WBC:xasx 0	367.72	28,287.52
21-Jun-2021	23-Jun-2021	Shares RHC:xasx 2056856222	-12,809.86	27,919.80
21-Jun-2021	23-Jun-2021	Shares FMG:xasx 2056854106	-11,954.00	40,729.66
21-Jun-2021	23-Jun-2021	Shares BHP:xasx 2056852372	24,952.67	52,683.66
15-Jun-2021	17-Jun-2021	Shares SEK:xasx 2052354059	-12,769.82	27,730.99
15-Jun-2021	17-Jun-2021	Shares BHP:xasx 2052349281	-12,988.23	40,500.81
15-Jun-2021	17-Jun-2021	Shares ANZ:xasx 2052349158	-12,417.56	53,489.04
20-May-2021	24-May-2021	Shares FPH:xasx 2033798571	24,161.68	65,906.60
14-May-2021	18-May-2021	Shares WBC:xasx 2027305800	16,179.90	41,744.92
04-May-2021	04-May-2021	CPUR:xasx_GR-8739052_Rights Payout credit	86.00	25,565.02
03-May-2021	05-May-2021	Shares FLT:xasx 2015917744	12,647.07	25,479.02
03-May-2021	05-May-2021	Shares CPU:xasx 2015917800	10,552.02	12,831.95
16-Apr-2021	15-Apr-2021	Corporate Actions IJH:xasx 0	251.78	2,279.93
15-Apr-2021	14-Apr-2021	Corporate Actions WOW:xasx 0	156.35	2,028.15
01-Apr-2021	31-Mar-2021	Corporate Actions WES:xasx 0	215.60	1,871.80
31-Mar-2021	01-Apr-2021	Client Interest - Mar 2021	-16.32	1,656.20
19-Mar-2021	23-Mar-2021	Shares CPU:xasx 1982189548	11,203.86	1,672.52
19-Mar-2021	23-Mar-2021	Shares BHP:xasx 1982189132	9,014.31	-9,531.34
17-Mar-2021	19-Mar-2021	Shares CPU:xasx 1979760663	-22,577.16	-18,545.65
17-Mar-2021	19-Mar-2021	Shares BHP:xasx 1979662769	-22,316.33	4,031.51
16-Mar-2021	18-Mar-2021	Shares FPH:xasx 1978604766	-22,874.60	26,347.84
15-Mar-2021	12-Mar-2021	Corporate Actions JBH:xasx 0	446.40	49,222.44
08-Mar-2021	10-Mar-2021	Shares TCL:xasx 1970435693	11,552.98	48,776.04
01-Mar-2021	03-Mar-2021	Shares REA:xasx 1962553272	14,576.97	37,223.06
01-Mar-2021	03-Mar-2021	Shares ALL:xasx 1962546375	11,002.08	22,646.09

<i>Posting Date</i>	<i>Value Date</i>	<i>Product</i>	<i>Net Change</i>	<i>Cash Balance</i>
25-Feb-2021	01-Mar-2021	Shares JBH:xasx 1959009954	11,349.65	11,644.01
23-Feb-2021	25-Feb-2021	Shares WES:xasx 1955671743	12,431.52	294.36
23-Feb-2021	25-Feb-2021	Shares FLT:xasx 1955866320	-12,603.11	-12,137.16
03-Feb-2021	05-Feb-2021	Shares ALL:xasx 1937533100	-12,035.50	465.95
02-Feb-2021	04-Feb-2021	Shares WOR:xasx 1936197835	9,371.68	12,501.45
27-Jan-2021	29-Jan-2021	Shares TCL:xasx 1927934119	-12,069.04	3,129.77
19-Jan-2021	21-Jan-2021	Shares WOR:xasx 1919934900	-11,617.63	15,198.81
19-Jan-2021	21-Jan-2021	Shares ALL:xasx 1919905088	12,764.05	26,816.44
18-Jan-2021	20-Jan-2021	Shares FPH:xasx 1919278994	10,482.63	14,052.39
11-Jan-2021	13-Jan-2021	Shares WOW:xasx 1912573296	-11,986.22	3,569.76
11-Jan-2021	13-Jan-2021	Shares NAB:xasx 1912571753	-11,928.53	15,555.98
07-Jan-2021	06-Jan-2021	Corporate Actions IJH:xasx 0	219.21	27,484.51
07-Jan-2021	11-Jan-2021	Shares RHC:xasx 1909552123	9,487.67	27,265.30
30-Dec-2020	18-Dec-2020	Corporate Actions ALL:xasx 0	44.40	17,777.63
22-Dec-2020	24-Dec-2020	Shares FLT:xasx 1898700088	12,686.54	17,733.23
21-Dec-2020	18-Dec-2020	Corporate Actions WBC:xasx 0	196.54	5,046.69
21-Dec-2020	23-Dec-2020	Shares JBH:xasx 1897368668	-12,013.72	4,850.15
17-Dec-2020	16-Dec-2020	Corporate Actions FPH:xasx 0	54.80	16,863.87
15-Dec-2020	17-Dec-2020	Shares COH:xasx 1893304033	10,799.17	16,809.07
14-Dec-2020	08-Dec-2020	Corporate Actions CSR:xasx 0	331.00	6,009.90
01-Dec-2020	03-Dec-2020	Shares FPH:xasx 1882434525	-12,420.53	5,678.90
30-Nov-2020	02-Dec-2020	Shares TCL:xasx 1881272999	10,677.69	18,099.43
06-Nov-2020	10-Nov-2020	Shares FLT:xasx 1862711327	-11,740.23	7,421.74
06-Nov-2020	10-Nov-2020	Shares ALL:xasx 1862710310	-14,410.01	19,161.97
04-Nov-2020	10-Sep-2020	Refund for overcharge. Trade ID: 1821737283	3.30	33,571.98
04-Nov-2020	10-Sep-2020	Refund for overcharge. Trade ID: 1821735207	3.48	33,568.68
02-Nov-2020	04-Nov-2020	Shares SEK:xasx 1858325017	10,667.61	33,565.20
28-Oct-2020	30-Oct-2020	Shares RIO:xasx 1854897811	10,854.72	22,897.59
15-Oct-2020	13-Oct-2020	Corporate Actions IJH:xasx 0	323.05	12,042.87
30-Sep-2020	02-Oct-2020	Shares WBC:xasx 1836880287	-10,779.95	11,719.82
30-Sep-2020	02-Oct-2020	Shares SEK:xasx 1836880343	-11,125.54	22,499.77
30-Sep-2020	02-Oct-2020	Shares IJH:xasx 1836877464	-99,618.35	33,625.31
28-Sep-2020	25-Sep-2020	Corporate Actions NCM:xasx 0	88.01	133,243.66

<i>Posting Date</i>	<i>Value Date</i>	<i>Product</i>	<i>Net Change</i>	<i>Cash Balance</i>
24-Sep-2020	28-Sep-2020	Shares WES:xasx 1833442031	-10,979.55	133,155.65
23-Sep-2020	22-Sep-2020	Corporate Actions BHP:xasx 0	233.91	144,135.20
22-Sep-2020	17-Sep-2020	Corporate Actions REA:xasx 0	60.50	143,901.29
22-Sep-2020	24-Sep-2020	Shares IJH:xasx 1831542924	101,009.08	143,840.79
22-Sep-2020	24-Sep-2020	Shares CSR:xasx 1831450353	-11,024.16	42,831.71
18-Sep-2020	22-Sep-2020	Shares TCL:xasx 1829300253	-10,799.51	53,855.87
17-Sep-2020	17-Sep-2020	Corporate Actions RIO:xasx 0	255.43	64,655.38
08-Sep-2020	10-Sep-2020	Shares NAB:xasx 1821737283	10,975.16	64,399.95
08-Sep-2020	10-Sep-2020	Shares BHP:xasx 1821735207	11,565.76	53,424.79
01-Sep-2020	03-Sep-2020	Shares TPG:xasx 1816382806	10,991.33	41,859.03
01-Sep-2020	03-Sep-2020	Shares TCL:xasx 1816382774	10,128.44	30,867.70
26-Aug-2020	28-Aug-2020	Shares NCM:xasx 1812618397	11,507.03	20,739.26
17-Aug-2020	19-Aug-2020	Shares NAB:xasx 1807295822	-11,132.00	9,232.23
14-Aug-2020	14-Aug-2020	Corporate Actions TCL:xasx 0	122.40	20,364.23
14-Aug-2020	18-Aug-2020	Shares TLS:xasx 1806649429	10,343.16	20,241.83
05-Aug-2020	07-Aug-2020	Shares IJH:xasx 1800216457	-106,262.02	9,898.67
21-Jul-2020	23-Jul-2020	Shares TUA:xasx 1790236659	508.35	116,160.69
14-Jul-2020	13-Jul-2020	Corporate Actions TPM:xasx 0	700.73	115,652.34
07-Jul-2020	09-Jul-2020	Shares TLS:xasx 1780953385	-11,273.65	114,951.61
07-Jul-2020	09-Jul-2020	Shares COH:xasx 1780937887	-11,133.97	126,225.26

# Account Statement Report

*01-Jul-2020 - 30-Jun-2021*

*Generated at:17-Oct-2022 12:15:17 (UTC)*



Saxo Capital Markets (Australia) Limited  
9 Castlereagh Street, Suite 1, Level 14  
2000 Sydney, Sydney  
NSW  
Australia  
Phone No.: +61282679000  
Email: [operations@saxomarkets.com.au](mailto:operations@saxomarkets.com.au)

Karen G Super Fund Pty Ltd ATF Karen Glover SF  
Field Avenue 46  
3196 Edithvale, Edithvale  
VIC  
Australia

***Client ID : 8865342***

***Currency : USD***

***Account(s) : 36000/112794USD***

## Table of Contents

Account Statement, 36000/112794USD, USD .....	2
---	---

## Account Statement, 36000/112794USD, USD

Summary for the period	Start Cash Balance	Credited	Debited	End Cash Balance	Account value
	<b>205,150.17</b>	<b>567,232.99</b>	<b>-770,709.26</b>	<b>1,673.90</b>	<b>299,806.82</b>

<i>Posting Date</i>	<i>Value Date</i>	<i>Product</i>	<i>Net Change</i>	<i>Cash Balance</i>
30-Jun-2021	02-Jul-2021	Shares MS:xnys 2064173286	-19,853.49	1,673.90
23-Jun-2021	25-Jun-2021	Shares NTES:xnas 2059346164	16,671.05	21,527.39
21-Jun-2021	18-Jun-2021	Corporate Actions NTES:xnas 0	46.71	4,856.34
21-Jun-2021	23-Jun-2021	Shares VLO:xnys 2057374886	-19,200.93	4,809.63
15-Jun-2021	15-Jun-2021	Corporate Actions TSN:xnys 0	88.89	24,010.56
14-Jun-2021	16-Jun-2021	Shares UAL:xnas 2051774398	-16,798.19	23,921.67
14-Jun-2021	16-Jun-2021	Shares TSN:xnys 2051769021	18,098.67	40,719.86
14-Jun-2021	16-Jun-2021	Shares QCOM:xnas 2051775935	-16,788.94	22,621.19
14-Jun-2021	16-Jun-2021	Shares HAE:xnys 2051766670	-16,810.35	39,410.13
01-Jun-2021	01-Jun-2021	Client Custody Fee Shares - May 2021	-26.35	56,220.48
01-Jun-2021	01-Jun-2021	VAT on Fee Client SH - 01-06-2021	-2.63	56,246.83
28-May-2021	28-May-2021	Corporate Actions SBUX:xnas 0	60.05	56,249.46
18-May-2021	17-May-2021	Corporate Actions SQM:xnys 0	4.26	56,189.41
18-May-2021	20-May-2021	Shares SQM:xnys 2030105500	19,829.20	56,185.15
13-May-2021	17-May-2021	Shares MU:xnas 2026689176	22,344.40	36,355.95
03-May-2021	03-May-2021	Client Custody Fee Shares - Apr 2021	-25.99	14,011.55
03-May-2021	03-May-2021	VAT on Fee Client SH - 03-05-2021	-2.60	14,037.54
20-Apr-2021	22-Apr-2021	Shares HAE:xnys 2007104528	11,921.26	14,040.14
16-Apr-2021	16-Apr-2021	Sale of rights proceeds @ \$3.82674 per right	302.31	2,118.88
06-Apr-2021	08-Apr-2021	Shares QQQ:xnas 1995135211	-132,384.60	1,816.57
01-Apr-2021	01-Apr-2021	Client Custody Fee Shares - Mar 2021	-17.94	134,201.17
01-Apr-2021	01-Apr-2021	VAT on Fee Client SH - 01-04-2021	-1.79	134,219.11
26-Mar-2021	26-Mar-2021	Corporate Actions NTES:xnas 0	9.03	134,220.90
16-Mar-2021	18-Mar-2021	Shares SBUX:xnas 1979028508	-17,388.92	134,211.87
16-Mar-2021	18-Mar-2021	Shares BIIB:xnas 1979028017	-17,029.56	151,600.79
15-Mar-2021	15-Mar-2021	Corporate Actions TSN:xnys 0	88.89	168,630.35
15-Mar-2021	17-Mar-2021	Shares FDX:xnys 1977917003	-22,508.75	168,541.46
05-Mar-2021	09-Mar-2021	Shares QQQ:xnas 1969253519	130,361.76	191,050.21

<i>Posting Date</i>	<i>Value Date</i>	<i>Product</i>	<i>Net Change</i>	<i>Cash Balance</i>
05-Mar-2021	09-Mar-2021	Shares ILMN:xnas 1969248940	17,686.07	60,688.45
04-Mar-2021	08-Mar-2021	Shares NVDA:xnas 1967294507	11,256.06	43,002.38
04-Mar-2021	08-Mar-2021	Shares AMZN:xnas 1967293917	12,047.49	31,746.32
01-Mar-2021	01-Mar-2021	Client Custody Fee Shares - Feb 2021	-28.16	19,698.83
01-Mar-2021	01-Mar-2021	VAT on Fee Client SH - 01-03-2021	-2.82	19,726.99
01-Mar-2021	03-Mar-2021	Shares CRM:xnys 1963149718	11,206.99	19,729.81
03-Feb-2021	05-Feb-2021	Shares NVDA:xnas 1938229610	-11,999.00	8,522.82
03-Feb-2021	05-Feb-2021	Shares CRM:xnys 1938205372	-11,993.39	20,521.82
03-Feb-2021	05-Feb-2021	Shares AMGN:xnas 1938209965	14,150.31	32,515.21
01-Feb-2021	01-Feb-2021	Client Custody Fee Shares - Jan 2021	-30.63	18,364.90
01-Feb-2021	01-Feb-2021	VAT on Fee Client SH - 01-02-2021	-3.06	18,395.53
28-Jan-2021	01-Feb-2021	Shares SBUX:xnas 1931249216	16,935.57	18,398.59
04-Jan-2021	04-Jan-2021	Client Custody Fee Shares - Dec 2020	-29.00	1,463.02
04-Jan-2021	04-Jan-2021	VAT on Fee Client SH - 04-01-2021	-2.90	1,492.02
31-Dec-2020	31-Dec-2020	Corporate Actions QQQ:xnas 0	202.78	1,494.92
28-Dec-2020	18-Dec-2020	Corporate Actions NTES:xnas 0	30.23	1,292.14
14-Dec-2020	15-Dec-2020	Corporate Actions TSN:xnys 0	88.89	1,261.91
08-Dec-2020	08-Dec-2020	Corporate Actions AMGN:xnas 0	82.96	1,173.02
01-Dec-2020	01-Dec-2020	Client Custody Fee Shares - Nov 2020	-11.85	1,090.06
01-Dec-2020	01-Dec-2020	VAT on Fee Client SH - 01-12-2020	-1.18	1,101.91
27-Nov-2020	27-Nov-2020	Corporate Actions SBUX:xnas 0	65.41	1,103.09
27-Nov-2020	01-Dec-2020	Shares QQQ:xnas 1880005086	-126,870.50	1,037.68
24-Nov-2020	27-Nov-2020	Shares NTES:xnas 1877299307	-15,239.66	127,908.18
12-Nov-2020	16-Nov-2020	Shares TSN:xnys 1868658958	-14,377.96	143,147.84
12-Nov-2020	16-Nov-2020	Shares BIIB:xnas 1868663952	9,536.47	157,525.80
05-Nov-2020	09-Nov-2020	Shares BIIB:xnas 1862192855	-13,506.18	147,989.33
05-Nov-2020	09-Nov-2020	Shares AMGN:xnas 1862196374	-14,269.95	161,495.51
04-Nov-2020	06-Nov-2020	Shares CMCSA:xnas 1861013961	13,758.02	175,765.46
04-Nov-2020	06-Nov-2020	Shares AAXN:xnas 1861016163	14,822.73	162,007.44
04-Nov-2020	11-Sep-2020	Refund for overcharge. Trade ID: 1823510845	43.61	147,184.71
04-Nov-2020	09-Sep-2020	Refund for overcharge. Trade ID: 1820342562	5.36	147,141.10
02-Nov-2020	02-Nov-2020	Client Custody Fee Shares - Oct 2020	-12.43	147,135.74
02-Nov-2020	02-Nov-2020	VAT on Fee Client SH - 02-11-2020	-1.24	147,148.17



<i>Posting Date</i>	<i>Value Date</i>	<i>Product</i>	<i>Net Change</i>	<i>Cash Balance</i>
28-Oct-2020	28-Oct-2020	Corporate Actions CMCSA:xnas 0	60.80	147,149.41
27-Oct-2020	29-Oct-2020	Shares BIIB:xnas 1854435941	11,782.66	147,088.61
19-Oct-2020	19-Oct-2020	Corporate Actions SQM:xnys 0	102.60	135,305.95
02-Oct-2020	06-Oct-2020	Shares AMZN:xnas 1839237503	-12,617.31	135,203.35
02-Oct-2020	06-Oct-2020	Shares AAXN:xnas 1839232415	-13,473.42	147,820.66
01-Oct-2020	01-Oct-2020	Client Custody Fee Shares - Sep 2020	-15.09	161,294.08
01-Oct-2020	01-Oct-2020	VAT on Fee Client SH - 01-10-2020	-1.51	161,309.17
01-Oct-2020	05-Oct-2020	Shares SQM:xnys 1838254799	-14,044.22	161,310.68
01-Oct-2020	05-Oct-2020	Shares ILMN:xnas 1838259844	-13,773.71	175,354.90
25-Sep-2020	29-Sep-2020	Shares RTX:xnys 1834843162	12,047.73	189,128.61
24-Sep-2020	28-Sep-2020	Shares TSN:xnys 1833881743	12,454.29	177,080.88
24-Sep-2020	28-Sep-2020	Shares BSX:xnys 1833874264	13,053.64	164,626.59
17-Sep-2020	21-Sep-2020	Shares MU:xnas 1828793019	-14,113.05	151,572.95
15-Sep-2020	15-Sep-2020	Corporate Actions TSN:xnys 0	78.18	165,686.00
10-Sep-2020	10-Sep-2020	Corporate Actions RTX:xnys 0	85.59	165,607.82
09-Sep-2020	11-Sep-2020	Shares IJH:arcx 1823510845	145,243.63	165,522.23
04-Sep-2020	09-Sep-2020	Shares PHM:xnys 1820342562	17,860.48	20,278.60
01-Sep-2020	01-Sep-2020	Client Custody Fee Shares - Aug 2020	-23.16	2,418.12
01-Sep-2020	01-Sep-2020	VAT on Fee Client SH - 01-09-2020	-2.32	2,441.28
31-Aug-2020	02-Sep-2020	Shares BSX:xnys 1815904750	-14,297.47	2,443.60
26-Aug-2020	28-Aug-2020	Shares SBUX:xnas 1812917648	-14,103.69	16,741.07
25-Aug-2020	27-Aug-2020	Shares MU:xnas 1812202503	12,501.32	30,844.76
14-Aug-2020	18-Aug-2020	Shares HAE:xnys 1806953065	-14,115.15	18,343.44
10-Aug-2020	12-Aug-2020	Shares BIIB:xnas 1803290126	-14,177.92	32,458.59
05-Aug-2020	07-Aug-2020	Shares TSN:xnys 1800622099	-14,124.43	46,636.51
03-Aug-2020	03-Aug-2020	Client Custody Fee Shares - Jul 2020	-5.68	60,760.94
03-Aug-2020	03-Aug-2020	VAT on Fee Client SH - 03-08-2020	-0.57	60,766.62
31-Jul-2020	31-Jul-2020	Corporate Actions QQQ:xnas 0	115.04	60,767.19
30-Jul-2020	03-Aug-2020	Shares IJH:arcx 1796927350	-144,576.51	60,652.15
22-Jul-2020	22-Jul-2020	Corporate Actions CMCSA:xnas 0	60.80	205,228.66
02-Jul-2020	02-Jul-2020	Corporate Actions PHM:xnys 0	40.80	205,167.86
01-Jul-2020	01-Jul-2020	Client Custody Fee Shares - Jun 2020	-21.01	205,127.06
01-Jul-2020	01-Jul-2020	VAT on Fee Client SH - 01-07-2020	-2.10	205,148.07



Date	Description	USD Amount	USD Balance	Forex rate	AUD amount	AUD Balance
Beginning			205,150.17			298,922.00
1/07/2020	Client Custody Fee Shares - Jun 2020	-21.01	205,129.16	0.6895	-30.47135606	298,891.53
1/07/2020	VAT on Fee Client SH - 01-07-2020	-2.1	205,127.06	0.6895	-3.045685279	298,888.48
2/07/2020	Corporate Actions PHM:xnys 0	40.8	205,167.86	0.6924	58.9254766	298,947.41
22/07/2020	Corporate Actions CMCSA:xnas 0	60.8	205,228.66	0.7152	85.01118568	299,032.42
30/07/2020	Shares IJH:arcx 1796927350	-144576.51	60,652.15	0.7159	-201950.7054	97,081.71
31/07/2020	Corporate Actions QQQ:xnas 0	115.04	60,767.19	0.7213	159.4898101	97,241.20
3/08/2020	Client Custody Fee Shares - Jul 2020	-5.68	60,761.51	0.7213	-7.874670733	97,233.33
3/08/2020	VAT on Fee Client SH - 03-08-2020	-0.57	60,760.94	0.7213	-0.790239845	97,232.54
5/08/2020	Shares TSN:xnys 1800622099	-14124.43	46,636.51	0.7181	-19669.16864	77,563.37
10/08/2020	Shares BIIB:xnas 1803290126	-14177.92	32,458.59	0.7165	-19787.74599	57,775.62
14/08/2020	Shares HAE:xnys 1806953065	-14115.15	18,343.44	0.7157	-19722.16012	38,053.46
25/08/2020	Shares MU:xnas 1812202503	12501.32	30,844.76	0.7174	17425.8712	55,479.34
26/08/2020	Shares SBUX:xnas 1812917648	-14103.69	16,741.07	0.7193	-19607.5212	35,871.81
31/08/2020	Shares BSX:xnys 1815904750	-14297.47	2,443.60	0.7354	-19441.75959	16,430.05
1/09/2020	Client Custody Fee Shares - Aug 2020	-23.16	2,420.44	0.7412	-31.24662709	16,398.81
1/09/2020	VAT on Fee Client SH - 01-09-2020	-2.32	2,418.12	0.7412	-3.130059363	16,395.68
4/09/2020	Shares PHM:xnys 1820342562	17860.48	20,278.60	0.727	24567.37276	40,963.05
9/09/2020	Shares IJH:arcx 1823510845	145243.63	165,522.23	0.7225	201029.2457	241,992.30
10/09/2020	Corporate Actions RTX:xnys 0	85.59	165,607.82	0.728	117.5686813	242,109.87
15/09/2020	Corporate Actions TSN:xnys 0	78.18	165,686.00	0.7328	106.6866812	242,216.55
17/09/2020	Shares MU:xnas 1828793019	-14113.05	151,572.95	0.7278	-19391.385	222,825.17
24/09/2020	Shares TSN:xnys 1833881743	12454.29	164,027.24	0.7042	17685.72849	240,510.90
24/09/2020	Shares BSX:xnys 1833874264	13053.64	177,080.88	0.7042	18536.83613	259,047.73
25/09/2020	Shares RTX:xnys 1834843162	12047.73	189,128.61	0.7061	17062.35661	276,110.09
1/10/2020	Client Custody Fee Shares - Sep 2020	-15.09	189,113.52	0.7188	-20.9933222	276,089.09
1/10/2020	VAT on Fee Client SH - 01-10-2020	-1.51	189,112.01	0.7188	-2.100723428	276,086.99
1/10/2020	Shares SQM:xnys 1838254799	-14044.22	175,067.79	0.7188	-19538.42515	256,548.57
1/10/2020	Shares ILMN:xnas 1838259844	-13773.71	161,294.08	0.7188	-19162.08959	237,386.48
2/10/2020	Shares AMZN:xnas 1839237503	-12617.31	148,676.77	0.7139	-17673.77784	219,712.70
2/10/2020	Shares AAXN:xnas 1839232415	-13473.42	135,203.35	0.7139	-18872.97941	200,839.72
19/10/2020	Corporate Actions SQM:xnys 0	102.6	135,305.95	0.7086	144.7925487	200,984.51
27/10/2020	Shares BIIB:xnas 1854435941	11782.66	147,088.61	0.7134	16516.20409	217,500.72
28/10/2020	Corporate Actions CMCSA:xnas 0	60.8	147,149.41	0.7145	85.09447166	217,585.81
2/11/2020	Client Custody Fee Shares - Oct 2020	-12.43	147,136.98	0.7	-17.75714286	217,568.06
2/11/2020	VAT on Fee Client SH - 02-11-2020	-1.24	147,135.74	0.7	-1.771428571	217,566.28
4/11/2020	Shares CMCSA:xnas 1861013961	13758.02	160,893.76	0.7105	19363.85644	236,930.14
4/11/2020	Shares AAXN:xnas 1861016163	14822.73	175,716.49	0.7105	20862.39268	257,792.53
4/11/2020	Refund for overcharge. Trade ID: 1823510845	43.61	175,760.10	0.7105	61.37931034	257,853.91
4/11/2020	Refund for overcharge. Trade ID: 1820342562	5.36	175,765.46	0.7105	7.54398311	257,861.46
5/11/2020	Shares BIIB:xnas 1862192855	-13506.18	162,259.28	0.7166	-18847.58582	239,013.87
5/11/2020	Shares AMGN:xnas 1862196374	-14269.95	147,989.33	0.7166	-19913.41055	219,100.46
12/11/2020	Shares TSN:xnys 1868658958	-14377.96	133,611.37	0.727	-19777.11142	199,323.35
12/11/2020	Shares BIIB:xnas 1868663952	9536.47	143,147.84	0.727	13117.56534	212,440.91
24/11/2020	Shares NTES:xnas 1877299307	-15239.66	127,908.18	0.7317	-20827.74361	191,613.17
27/11/2020	Corporate Actions SBUX:xnas 0	65.41	127,973.59	0.7375	88.69152542	191,701.86
27/11/2020	Shares QQQ:xnas 1880005086	-126870.5	1,103.09	0.7375	-172027.7966	19,674.07
1/12/2020	Client Custody Fee Shares - Nov 2020	-11.85	1,091.24	0.7368	-16.08306189	19,657.98
1/12/2020	VAT on Fee Client SH - 01-12-2020	-1.18	1,090.06	0.7368	-1.601520087	19,656.38
8/12/2020	Corporate Actions AMGN:xnas 0	82.96	1,173.02	0.7426	111.7155939	19,768.10
14/12/2020	Corporate Actions TSN:xnys 0	88.89	1,261.91	0.754	117.8912467	19,885.99
28/12/2020	Corporate Actions NTES:xnas 0	30.23	1,292.14	0.7582	39.8707465	19,925.86
31/12/2020	Corporate Actions QQQ:xnas 0	202.78	1,494.92	0.7702	263.2822643	20,189.14
4/01/2021	Client Custody Fee Shares - Dec 2020	-29	1,465.92	0.7703	-37.64766974	20,151.49
4/01/2021	VAT on Fee Client SH - 04-01-2021	-2.9	1,463.02	0.7703	-3.764766974	20,147.73
28/01/2021	Shares SBUX:xnas 1931249216	16935.57	18,398.59	0.7628	22201.84845	42,349.58
1/02/2021	Client Custody Fee Shares - Jan 2021	-30.63	18,367.96	0.7652	-40.02875065	42,309.55
1/02/2021	VAT on Fee Client SH - 01-02-2021	-3.06	18,364.90	0.7652	-3.998954522	42,305.55
3/02/2021	Shares NVDA:xnas 1938229610	-11999	6,365.90	0.7613	-15761.19795	26,544.35
3/02/2021	Shares CRM:xnys 1938205372	-11993.39	5,627.49	0.7613	-15753.82898	10,790.52
3/02/2021	Shares AMGN:xnas 1938209965	14150.31	8,522.82	0.7613	18587.03533	29,377.56
1/03/2021	Client Custody Fee Shares - Feb 2021	-28.16	8,494.66	0.7745	-36.35894125	29,341.20
1/03/2021	VAT on Fee Client SH - 01-03-2021	-2.82	8,491.84	0.7745	-3.641058748	29,337.56
1/03/2021	Shares CRM:xnys 1963149718	11206.99	19,698.83	0.7745	14469.96772	43,807.53

4/03/2021	Shares NVDA:xnas 1967294507	11256.06	30,954.89	0.7793	14443.80855	58,251.33
4/03/2021	Shares AMZN:xnas 1967293917	12047.49	43,002.38	0.7793	15459.3738	73,710.71
5/03/2021	Shares QQQ:xnas 1969253519	130361.76	173,364.14	0.7709	169103.3338	242,814.04
5/03/2021	Shares ILMN:xnas 1969248940	17686.07	191,050.21	0.7709	22942.10663	265,756.15
15/03/2021	Corporate Actions TSN:xnys 0	88.89	191,139.10	0.7749	114.7115757	265,870.86
15/03/2021	Shares FDX:xnys 1977917003	-22508.75	168,630.35	0.7749	-29047.29643	236,823.56
16/03/2021	Shares SBUX:xnas 1979028508	-17388.92	151,241.43	0.7753	-22428.63408	214,394.93
16/03/2021	Shares BIIB:xnas 1979028017	-17029.56	134,211.87	0.7753	-21965.12318	192,429.81
26/03/2021	Corporate Actions NTES:xnas 0	9.03	134,220.90	0.7613	11.8612899	192,441.67
1/04/2021	Client Custody Fee Shares - Mar 2021	-17.94	134,202.96	0.7543	-23.78364046	192,417.88
1/04/2021	VAT on Fee Client SH - 01-04-2021	-1.79	134,201.17	0.7543	-2.373061116	192,415.51
6/04/2021	Shares QQQ:xnas 1995135211	-132384.6	1,816.57	0.7648	-173097.0188	19,318.49
16/04/2021	Sale of rights proceeds @ \$3.82674 per right	302.31	2,118.88	0.7745	390.3292447	19,708.82
20/04/2021	Shares HAE:xnys 2007104528	11921.26	14,040.14	0.7803	15277.79059	34,986.61
3/05/2021	Client Custody Fee Shares - Apr 2021	-25.99	14,014.15	0.7714	-33.69198859	34,952.92
3/05/2021	VAT on Fee Client SH - 03-05-2021	-2.6	14,011.55	0.7714	-3.370495204	34,949.55
13/05/2021	Shares MU:xnas 2026689176	22344.4	36,355.95	0.7709	28984.82293	63,934.37
18/05/2021	Corporate Actions SQM:xnys 0	4.26	36,360.21	0.7787	5.470656222	63,939.84
18/05/2021	Shares SQM:xnys 2030105500	19829.2	56,189.41	0.7787	25464.4921	89,404.34
28/05/2021	Corporate Actions SBUX:xnas 0	60.05	56,249.46	0.7727	77.71450757	89,482.05
1/06/2021	Client Custody Fee Shares - May 2021	-26.35	56,223.11	0.7744	-34.02634298	89,448.02
1/06/2021	VAT on Fee Client SH - 01-06-2021	-2.63	56,220.48	0.7744	-3.396177686	89,444.63
14/06/2021	Shares UAL:xnas 2051774398	-16798.19	39,422.29	0.7754	-21663.9025	67,780.72
14/06/2021	Shares TSN:xnys 2051769021	18098.67	57,520.96	0.7754	23341.07557	91,121.80
14/06/2021	Shares QCOM:xnas 2051775935	-16788.94	40,732.02	0.7754	-21651.97318	69,469.83
14/06/2021	Shares HAE:xnys 2051766670	-16810.35	23,921.67	0.7754	-21679.58473	47,790.24
15/06/2021	Corporate Actions TSN:xnys 0	88.89	24,010.56	0.7716	115.2021773	47,905.44
21/06/2021	Corporate Actions NTES:xnas 0	46.71	24,057.27	0.75	62.28	47,967.72
21/06/2021	Shares VLO:xnys 2057374886	-19200.93	4,856.34	0.75	-25601.24	22,366.48
23/06/2021	Shares NTES:xnas 2059346164	16671.05	21,527.39	0.7545	22095.4937	44,461.98
30/06/2021	Shares MS:xnys 2064173286	-19853.49	1,673.90	0.7518	-26407.94094	18,054.04
30/06/2021	Ending Balance		1,673.90	0.7518		2,226.52
	FOREX LOSS					15,827.51

# 61800 - Distributions Receivable

2021 Financial Year

---

**Preparer** Jelly Cadiang

**Reviewer** Steven Lee

**Status** Completed

Account Code	Description	CY Balance	LY Balance	Change
TCL.AX	Transurban Group		\$122.40	100%
<b>TOTAL</b>		<b>CY Balance</b>	<b>LY Balance</b>	
			\$122.40	

## Supporting Documents

◦ General Ledger [Report](#)

## Standard Checklist

Review aging of amounts receivable and comment on any delay in payment

# Karen Glover Super Fund General Ledger

As at 30 June 2021

Transaction Date	Description	Units	Debit	Credit	Balance \$
<b>Distributions Receivable (61800)</b>					
Transurban Group (TCL.AX)					
01/07/2020	Opening Balance				122.40 DR
14/08/2020	Corporate Actions TCL:xasx 0 [Amount Receivable]			122.40	0.00 DR
				<b>122.40</b>	<b>0.00 DR</b>

**Total Debits: 0.00**

**Total Credits: 122.40**

# 64000 - Formation Expenses

2021 Financial Year

---

**Preparer** Jelly Cadiang

**Reviewer** Steven Lee

**Status** Completed

Account Code	Description	CY Balance	LY Balance	Change
64000	Formation Expenses	\$1,325.00	\$1,325.00	0%
<b>TOTAL</b>		<b>CY Balance</b>	<b>LY Balance</b>	
		\$1,325.00	\$1,325.00	

## Supporting Documents

- General Ledger [Report](#)

## Standard Checklist

- Attach all source documentation
- Ensure all Transactions have been entered

Karen Glover Super Fund

# General Ledger

As at 30 June 2021

Transaction Date	Description	Units	Debit	Credit	Balance \$
<b>Formation Expenses (64000)</b>					
Formation Expenses (64000)					
01/07/2020	Opening Balance				1,325.00 DR
					<b>1,325.00 DR</b>
<b>Total Debits:</b>	<b>0.00</b>				
<b>Total Credits:</b>	<b>0.00</b>				



## 77600 - Shares in Listed Companies (Australian)

2021 Financial Year

Preparer Jelly Cadiang

Reviewer Steven Lee

Status Completed

Account Code	Description	CY Units	CY Balance	LY Units	LY Balance	Change
ALL.AX	Aristocrat Leisure Limited	0.000000		0.000000		0%
ANZ.AX	Australia And New Zealand Banking Group Limited	440.000000	\$12,386.00	0.000000		100%
BHP.AX	BHP Group Limited	0.000000		310.000000	\$11,104.20	100%
COH.AX	Cochlear Limited	0.000000		0.000000		0%
CPU.AX	Computershare Limited.	0.000000				0%
CPUR.AX	Computershare Limited.	0.000000				0%
CSR.AX	CSR Limited	2648.000000	\$15,252.48	0.000000		100%
EDV.AX	Endeavour Group Limited	295.000000	\$1,855.55			100%
FLT.AX	Flight Centre Travel Group Limited	0.000000		0.000000		0%
FMG.AX	Fortescue Metals Group Ltd	540.000000	\$12,603.60	0.000000		100%
FPH.AX	Fisher & Paykel Healthcare Corporation Limited	440.000000	\$12,724.80			100%
IJH.AX	Ishares S&p Mid-cap Etf	383.000000	\$137,431.89	0.000000		100%
JBH.AX	Jb Hi-fi Limited	0.000000		0.000000		0%
NAB.AX	National Australia Bank Limited	0.000000		0.000000		0%

Account Code	Description	CY Units	CY Balance	LY Units	LY Balance	Change
NCM.AX	Newcrest Mining Limited	0.000000		361.000000	\$11,382.33	100%
QAN.AX	Qantas Airways Limited	3000.000000	\$13,980.00			100%
REA.AX	REA Group Ltd	0.000000		110.000000	\$11,866.80	100%
RHC.AX	Ramsay Health Care Limited	200.000000	\$12,590.00	157.000000	\$10,443.64	20.55%
RIO.AX	RIO Tinto Limited	0.000000		118.000000	\$11,559.28	100%
SEK.AX	Seek Limited	400.000000	\$13,256.00			100%
TLS.AX	Telstra Corporation Limited.	0.000000		0.000000		0%
TPG.AX	TPG Telecom Limited.	0.000000				0%
TPM.AX	Tpg Telecom Limited	0.000000		1358.000000	\$12,126.94	100%
TUA.AX	Tuas Limited	0.000000		679.000000	\$458.33	100%
WBC.AX	Westpac Banking Corporation	0.000000		0.000000		0%
WES.AX	Wesfarmers Limited	0.000000		0.000000		0%
WOR.AX	Worley Limited	0.000000				0%
WOW.AX	Woolworths Group Limited	295.000000	\$11,248.35	0.000000		100%
	<b>TOTAL</b>	<b>CY Units</b>	<b>CY Balance</b>	<b>LY Units</b>	<b>LY Balance</b>	
		8641.000000	\$243,328.67	3093.000000	\$68,941.52	

## Supporting Documents

- [Investment Movement Report](#) Report
- [Balance Review Report](#) Report

- SAXO Portfolio\_8865342\_2020-07-01\_2021-06-30.pdf ALL.AX

### **Standard Checklist**

- Attach Balance Review Report
- Attach copies of HIN/SRN or Chess Statements, Broker Statements, Contract Notes Corporate Action documentation and any other relevant Source Documentation
- Attach Investment Movement Report
- Ensure all Investments are valued correctly at June 30
- Ensure the investment is in accordance with the Fund's investment strategy

# Karen Glover Super Fund

## Balance Review Report

As at 30 June 2021

Investment Code	Investment Name	Holding Reference	Third Party Data			BGL Ledger	Variance
			Data Feed Provider	Balance Date	Balance Amount	Balance	
<b>60400</b>	<b>Bank Accounts</b>						
ANZ467748565	ANZ Business Premium Saver 4677-48565					25,163.24	
SAXOAUDAC	Saxo AUD Cash Account					14,848.02	
SAXOUSDAC	Saxo USD Cash Account					2,226.53	
<b>77600</b>	<b>Shares in Listed Companies (Australian)</b>						
ANZ.AX	Australia And New Zealand Banking Group Limited				Setup	440.0000	<b>440.0000</b>
CSR.AX	CSR Limited				Setup	2,648.0000	<b>2,648.0000</b>
EDV.AX	Endeavour Group Limited				Setup	295.0000	<b>295.0000</b>
FPH.AX	Fisher & Paykel Healthcare Corporation Limited				Setup	440.0000	<b>440.0000</b>
FMG.AX	Fortescue Metals Group Ltd				Setup	540.0000	<b>540.0000</b>
IJH.AX	Ishares S&p Mid-cap Etf				Setup	383.0000	<b>383.0000</b>
QAN.AX	Qantas Airways Limited				Setup	3,000.0000	<b>3,000.0000</b>
RHC.AX	Ramsay Health Care Limited				Setup	200.0000	<b>200.0000</b>
SEK.AX	Seek Limited				Setup	400.0000	<b>400.0000</b>
WOW.AX	Woolworths Group Limited				Setup	295.0000	<b>295.0000</b>
<b>77700</b>	<b>Shares in Listed Companies (Overseas)</b>						
BIIB.NDQ	Biogen Inc					65.0000	
FDX.NYE	Fedex Corp				Setup	83.0000	<b>83.0000</b>
HAE.NYE	Haemonetics Corp.					279.0000	
QQQ.NDQ	Invesco Capital Management LLC - Invesco QQQ Trust Series 1					400.0000	

**Karen Glover Super Fund**  
**Balance Review Report**

As at 30 June 2021

---

Investment Code	Investment Name	Holding Reference	Third Party Data			BGL Ledger	Variance
			Data Feed Provider	Balance Date	Balance Amount	Balance	
MS.NYE	Morgan Stanley					220.0000	
QCOM.NDQ	Qualcomm, Inc.					124.0000	
SBUX.NDQ	Starbucks Corp.					157.0000	
UAL.NDQ	United Airlines Holdings Inc					297.0000	
VLO.NYE	Valero Energy Corp.					250.0000	

---

# Karen Glover Super Fund

## Investment Movement Report

As at 30 June 2021

Investment	Opening Balance		Additions		Disposals			Closing Balance		
	Units	Cost	Units	Cost	Units	Cost	Accounting Profit/(Loss)	Units	Cost	Market Value
<b>Bank Accounts</b>										
ANZ Business Premium Saver 4677-48565		64,783.28		13,926.76		(53,546.80)			25,163.24	25,163.24
Saxo AUD Cash Account		137,359.23		451,963.41		(574,474.62)			14,848.02	14,848.02
Saxo USD Cash Account		298,922.00		760,764.09		(1,057,459.56)			2,226.53	2,226.53
		<b>501,064.51</b>		<b>1,226,654.26</b>		<b>(1,685,480.98)</b>			<b>42,237.79</b>	<b>42,237.79</b>
<b>Shares in Listed Companies (Australian)</b>										
ALL.AX - Aristocrat Leisure Limited			812.00	26,445.51	(812.00)	(26,445.51)	(2,679.38)		0.00	
ANZ.AX - Australia And New Zealand Banking Group Limited			440.00	12,417.56				440.00	12,417.56	12,386.00
BHP.AX - BHP Group Limited	310.00	10,796.31	745.00	35,304.56	(1,055.00)	(46,100.87)	(568.13)		0.00	
COH.AX - Cochlear Limited			55.00	11,133.97	(55.00)	(11,133.97)	(334.80)		0.00	
CPU.AX - Computershare Limited.			1,507.00	22,577.16	(1,507.00)	(22,577.16)	(821.28)		0.00	
CPUR.AX - Computershare Limited.			87.00		(87.00)	0.00	86.00		0.00	
CSR.AX - CSR Limited			2,648.00	11,024.16				2,648.00	11,024.16	15,252.48
EDV.AX - Endeavour Group Limited										

# Karen Glover Super Fund

## Investment Movement Report

As at 30 June 2021

Investment	Opening Balance		Additions		Disposals			Closing Balance		
	Units	Cost	Units	Cost	Units	Cost	Accounting Profit/(Loss)	Units	Cost	Market Value
			295.00	1,700.84				295.00	1,700.84	1,855.55
FPH.AX - Fisher & Paykel Healthcare Corporation Limited			1,605.00	48,086.87	(1,165.00)	(35,295.13)	(650.82)	440.00	12,791.74	12,724.80
FLT.AX - Flight Centre Travel Group Limited			1,594.00	24,343.34	(1,594.00)	(24,343.34)	990.27		0.00	
FMG.AX - Fortescue Metals Group Ltd			540.00	11,954.00				540.00	11,954.00	12,603.60
IJH.AX - Ishares S&p Mid-cap Etf			785.00	205,880.37	(402.00)	(106,262.02)	(5,252.94)	383.00	99,618.35	137,431.89
JBH.AX - Jb Hi-fi Limited			248.00	12,013.72	(248.00)	(12,013.72)	(664.07)		0.00	
NAB.AX - National Australia Bank Limited			1,131.00	23,060.53	(1,131.00)	(23,060.53)	1,272.65		0.00	
NCM.AX - Newcrest Mining Limited	361.00	11,257.42			(361.00)	(11,257.42)	249.61		0.00	
QAN.AX - Qantas Airways Limited			3,000.00	14,005.78				3,000.00	14,005.78	13,980.00
RHC.AX - Ramsay Health Care Limited	157.00	9,780.94	200.00	12,809.86	(157.00)	(9,780.94)	(293.27)	200.00	12,809.86	12,590.00
REA.AX - REA Group Ltd	110.00	10,568.13			(110.00)	(10,568.13)	4,008.84		0.00	
RIO.AX - RIO Tinto Limited	118.00	10,981.27			(118.00)	(10,981.27)	(126.55)		0.00	
SEK.AX - Seek Limited										

# Karen Glover Super Fund

## Investment Movement Report

As at 30 June 2021

Investment	Opening Balance		Additions		Disposals			Closing Balance		
	Units	Cost	Units	Cost	Units	Cost	Accounting Profit/(Loss)	Units	Cost	Market Value
			919.00	23,895.36	(519.00)	(11,125.54)	(457.93)	400.00	12,769.82	13,256.00
TLS.AX - Telstra Corporation Limited.			3,323.00	11,273.65	(3,323.00)	(11,273.65)	(930.49)		0.00	
TPM.AX - Tpg Telecom Limited	1,358.00	9,826.03			(1,358.00)	(9,826.03)	0.00		0.00	
TPG.AX - TPG Telecom Limited.			1,358.00	9,826.03	(1,358.00)	(9,826.03)	1,165.30		0.00	
TUA.AX - Tuas Limited	679.00	461.65			(679.00)	(461.65)	46.70		0.00	
WES.AX - Wesfarmers Limited			245.00	10,979.55	(245.00)	(10,979.55)	1,451.97		0.00	
WBC.AX - Westpac Banking Corporation			634.00	10,779.95	(634.00)	(10,779.95)	5,399.95		0.00	
WOW.AX - Woolworths Group Limited			295.00	11,986.22		(1,700.84)	0.00	295.00	10,285.38	11,248.35
WOR.AX - Worley Limited			937.00	11,617.63	(937.00)	(11,617.63)	(2,245.95)		0.00	
		<b>63,671.75</b>		<b>563,116.62</b>		<b>(427,410.88)</b>	<b>(354.32)</b>		<b>199,377.49</b>	<b>243,328.67</b>

### Shares in Listed Companies (Overseas)

AMZN.NDQ7 - Amazon.com Inc.	4.00	17,673.78	(4.00)	(17,673.78)	(2,214.41)	0.00
AMGN.NDQ2 - AMGEN Inc.	61.00	19,913.41	(61.00)	(19,913.41)	(1,326.37)	0.00
AAXN.NDQ1 - Axon Enterprise Inc						



# Karen Glover Super Fund

## Investment Movement Report

As at 30 June 2021

Investment	Opening Balance		Additions		Disposals			Closing Balance		
	Units	Cost	Units	Cost	Units	Cost	Accounting Profit/(Loss)	Units	Cost	Market Value
			144.00	18,872.98	(144.00)	(18,872.98)	1,989.41		0.00	
BIIB.NDQ - Biogen Inc			150.00	60,600.46	(85.00)	(38,635.34)	(9,001.57)	65.00	21,965.12	29,938.21
IJH.ARCX - BlackRock Institutional Trust Company N.A. - iShares Core S&P Mid-Cap ETF			777.00	201,950.71	(777.00)	(201,950.71)	(921.46)		0.00	
BSX.NYE2 - Boston Scientific Corp.			349.00	19,441.76	(349.00)	(19,441.76)	(904.92)		0.00	
CMCSA.NDQ1 - Comcast Corp - Ordinary Shares - Class A	311.00	18,400.12			(311.00)	(18,400.12)	963.74		0.00	
FDX.NYE - Fedex Corp			83.00	29,047.30				83.00	29,047.30	32,936.14
HAE.NYE2 - Haemonetics Corp.			447.00	41,401.74	(168.00)	(19,722.16)	(4,444.37)	279.00	21,679.58	24,730.73
ILMN.NDQ3 - Illumina Inc			44.00	19,162.09	(44.00)	(19,162.09)	3,780.02		0.00	
QQQ.NDQ2 - Invesco Capital Management LLC - Invesco QQQ Trust Series 1			825.00	345,124.82	(425.00)	(172,027.80)	(2,924.47)	400.00	173,097.02	188,576.76
MU.NDQ6 - Micron Technology Inc.	279.00	20,312.08	287.00	19,391.38	(566.00)	(39,703.46)	6,707.23		0.00	
MS.NYE2 - Morgan Stanley			220.00	26,407.94				220.00	26,407.94	26,831.33
NTES.NDQ1 - NetEase Inc - ADR			157.00	20,827.74	(157.00)	(20,827.74)	1,267.75		0.00	
NVDA.NDQ5 - NVIDIA Corp										

# Karen Glover Super Fund

## Investment Movement Report

As at 30 June 2021

Investment	Opening Balance		Additions		Disposals			Closing Balance		
	Units	Cost	Units	Cost	Units	Cost	Accounting Profit/(Loss)	Units	Cost	Market Value
			22.00	15,761.20	(22.00)	(15,761.20)	(1,317.39)		0.00	
PHM.NYE1 - PulteGroup Inc	400.00	21,627.33			(400.00)	(21,627.33)	2,940.04		0.00	
QCOM.NDQ10 - Qualcomm, Inc.			124.00	21,651.97				124.00	21,651.97	23,574.52
RTX.NYE - Raytheon Technologies Corporation	212.00	21,853.34			(212.00)	(21,853.34)	(4,790.98)		0.00	
CRM.NYE4 - Salesforce Inc			51.00	15,753.83	(51.00)	(15,753.83)	(1,283.86)		0.00	
SQM.NYE2 - Sociedad Quimica Y Minera de Chile S.A. - ADR			424.00	19,538.43	(424.00)	(19,538.43)	5,926.06		0.00	
SQM_R - SQM_R:xnys Sociedad Quimica Minera d Chile			79.00	0.00	(79.00)	0.00	390.33		0.00	
SBUX.NDQ1 - Starbucks Corp.			328.00	42,036.15	(171.00)	(19,607.52)	2,594.33	157.00	22,428.63	23,349.53
TSN.NYE2 - Tyson Foods, Inc. - Ordinary Shares - Class A			454.00	39,446.28	(454.00)	(39,446.28)	1,580.53		0.00	
UAL.NDQ - United Airlines Holdings Inc			297.00	21,663.90				297.00	21,663.90	20,657.27
VLO.NYE1 - Valero Energy Corp.			250.00	25,601.24				250.00	25,601.24	25,964.35
	<b>82,192.87</b>		<b>1,041,269.11</b>		<b>(759,919.28)</b>		<b>(990.36)</b>	<b>363,542.70</b>		<b>396,558.84</b>

### Units in Listed Unit Trusts (Australian)

TCL.AX - Transurban Group

**Karen Glover Super Fund**  
**Investment Movement Report**

As at 30 June 2021

Investment	Opening Balance		Additions		Disposals			Closing Balance		Market Value
	Units	Cost	Units	Cost	Units	Cost	Accounting Profit/(Loss)	Units	Cost	
	765.00	11,292.44	1,674.00	22,868.55	(2,439.00)	(34,160.99)	(1,801.88)		0.00	
		<b>11,292.44</b>		<b>22,868.55</b>		<b>(34,160.99)</b>	<b>(1,801.88)</b>		<b>0.00</b>	
		<b>658,221.57</b>		<b>2,853,908.54</b>		<b>(2,906,972.13)</b>	<b>(3,146.56)</b>		<b>605,157.98</b>	<b>682,125.30</b>



**Karen G Super Fund Pty Ltd ATF Karen Glover SF - 8865342**

# Portfolio Report

Reporting period: 01-Jul-2020 - 30-Jun-2021

Generated at:13-Feb-2022 09:04:10 (UTC)

Karen G Super Fund Pty Ltd ATF Karen Glover SF  
Field Avenue 46  
3196 Edithvale, Edithvale  
VIC  
Australia

Saxo Capital Markets (Australia) Limited  
9 Castlereagh Street, Suite 1, Level 14  
2000 Sydney, Sydney  
NSW  
Australia

**Reporting period**

01-Jul-2020 to 30-Jun-2021

Account value  
30-Jun-2020**591,280.14**  
AUD

P/L (MtM)

**67,140.61**  
AUDNet deposits &  
transfers**-450.84**  
AUDAccount value  
30-Jun-2021**657,969.91**  
AUD

Change in Account Value

**66,689.77 AUD**

Total return

**11.36%**

# Account value development, AUD

## Reporting period

01-Jul-2020 to 30-Jun-2021

## Cash

Cash is the sum of your cash balance, transactions not booked and corporate action accruals. Transactions not booked and accruals are amounts that are incurred but not yet paid from your account, these are included to give an accurate picture of your spending power. In the table the value of cash is shown for specific dates in the selected period.

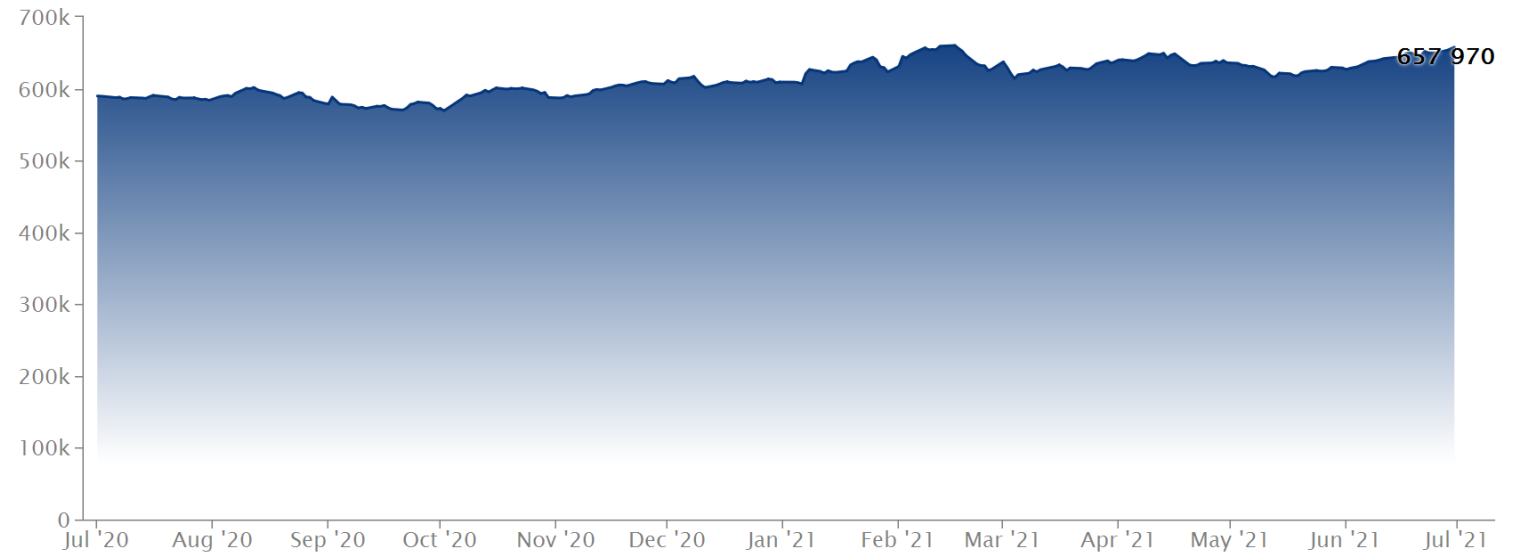
## Position Value

Position value is the sum of all your open positions, P/L of margin positions. As opposed to live updating positions the value does not include the cost to close. In the table the total position value is shown for specific dates in the selected period.

## Account value

Account value is the sum of cash and position value. In the table, the account value is shown for specific dates in the selected period. The chart shows the development of account value in the selected period.

## Account value



	30-Jun-2020	30-Sep-2020	31-Dec-2020	31-Mar-2021	30-Jun-2021
Cash	434,065.51	275,766.58	19,720.71	178,331.23	17,080.17
Position Value	155,808.77	296,085.84	589,590.34	459,533.54	640,889.73
Account value	589,874.28	571,852.42	609,311.04	637,864.78	657,969.91

# P/L(MtM) development, AUD

## Reporting period

01-Jul-2020 to 30-Jun-2021

## % Return

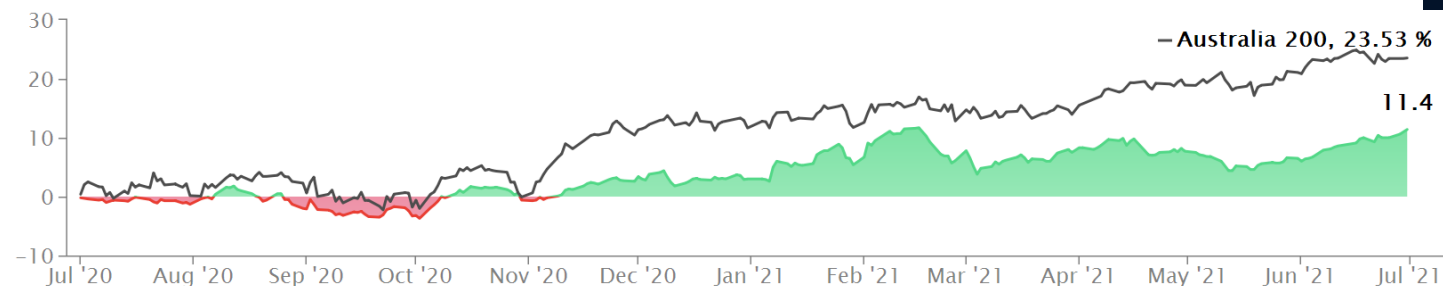
The return displayed is the cumulative daily time weighted percentage return for the account(s) for the selected period. The percentage return for each day is calculated as the total earnings of the day divided by the previous days account value adjusted for deposits, withdrawals and transfers. The percentage return allows for comparisons of returns between accounts and periods even when the account value differs.

## P/L (MtM)

P/L (Mark-To-Market) is calculated as the following: Account value at the end of the selected period – value of deposits, withdrawals and security transfers– account value at the start of the selected period. The P/L(MtM) include P/L from instruments held in the period as well as non-instrument related transactions and valuation changes to cash balances on foreign currency accounts. P/L(MtM) do not include gains/losses made outside the selected period. P/L(MtM) excluding costs depict what the P/L of the account would have been if no costs had been incurred in the selected period. For positions opened prior to the selected period only price gains/losses incurred in the period will be included in the P/L(MtM).



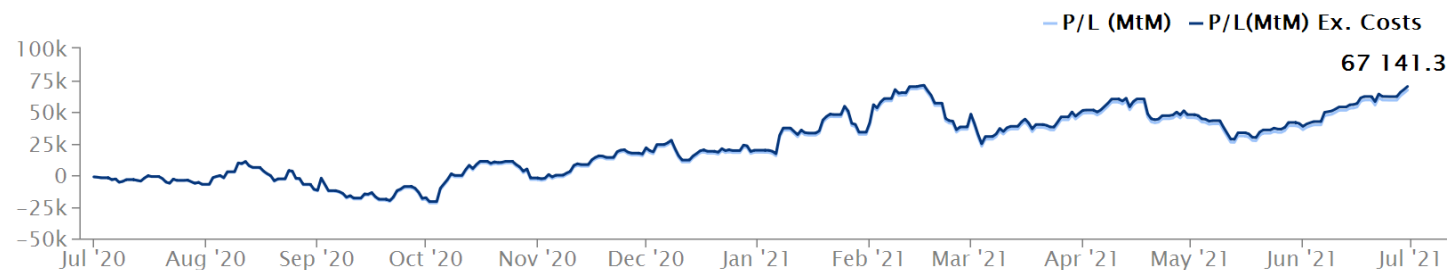
## % Return



	Q3-2020*	Q4 2020	Q1-2021	Q2-2021*	Total
% Return	-3.3 %	6.6 %	4.7 %	3.2 %	11.4 %
Benchmark Australia 200	-1.8 %	13.7 %	2.8 %	7.7 %	23.5 %

\*Partial period

## P/L (MtM)



	Q3-2020*	Q4 2020	Q1-2021	Q2-2021*	Total
P/L (MtM)	-19,427.71	37,458.62	28,553.73	20,556.66	67,141.30
Total costs	-1,070.02	-562.19	-642.64	-593.85	-2,868.70

\*Partial period

# P/L(MtM) breakdown, AUD

## Reporting period

01-Jul-2020 to 30-Jun-2021

## Income

The sum of all dividends, coupons and other income received in the selected period for the instrument.

## Costs

The sum of all costs in the selected period for the instrument. Costs include both transaction costs and ongoing costs. Costs not attributable to a specific instrument are not included in this overview. Indirect costs that do not directly affect your cash balance are also included in this figure. For further details please see the Cost Summary section.

## P/L (MtM)

P/L (Mark-to-Market) is calculated as the following: Value of held positions at the end of the selected period + all cash booking in the period (dividends, traded values, commissions etc) – value of held positions at the start of the selected period. The P/L(MtM) can therefore be interpreted as how much the instrument contributed to the growth or decline in the account value for the selected period. P/L(MtM) do not include realized or unrealized gains/losses made outside the selected period.

## Return

The time weighted percentage return for the instrument in the selected period. The percentage return reflects the total percentage gain/loss in the selected period for the instrument and includes price changes, currency gains as well as income and costs.



## Summary

Product type	Income	Costs	P/L (MtM)
Stocks	4,892.11	-1,457.07	35,457.75
Exchange traded products(ETF, ETC, ETN)	1,293.61	-1,048.95	46,642.42
Non Instrument Related	0.00	-362.68	97.83
Cash balance currency movements	0.00	0.00	-15,508.23
<b>Grand Total</b>	<b>6,185.72</b>	<b>-2,868.70</b>	<b>66,689.77</b>

## Stocks

Instrument	Income	Costs	P/L (MtM)	% Return
**See AXON:xnas (Axon Enterprise Inc.)	0.00	-28.03	1,895.13	10.10 %
**See TPG:xasx (TPG Telecom Ltd)	700.73	0.00	388.39	-2.58 %
**See TUA:xasx (Tuas Ltd.)	0.00	0.00	-458.32	18.52 %
Amazon.com Inc.	0.00	-23.31	-1,961.64	-11.17 %
Amgen Inc.	131.73	-46.88	-915.06	-4.68 %
Aristocrat Leisure Ltd	44.40	-38.66	-2,634.98	-18.77 %
Australia & New Zealand Banking Group Ltd	0.00	-9.56	-31.56	-0.25 %
BHP Group Ltd	233.91	-63.34	-638.63	2.63 %



# P/L(MtM) breakdown, AUD

## Reporting period

01-Jul-2020 to 30-Jun-2021

## Income

The sum of all dividends, coupons and other income received in the selected period for the instrument.

## Costs

The sum of all costs in the selected period for the instrument. Costs include both transaction costs and ongoing costs. Costs not attributable to a specific instrument are not included in this overview. Indirect costs that do not directly affect your cash balance are also included in this figure. For further details please see the Cost Summary section.

## P/L (MtM)

P/L (Mark-to-Market) is calculated as the following: Value of held positions at the end of the selected period + all cash booking in the period (dividends, traded values, commissions etc) – value of held positions at the start of the selected period. The P/L(MtM) can therefore be interpreted as how much the instrument contributed to the growth or decline in the account value for the selected period. P/L(MtM) do not include realized or unrealized gains/losses made outside the selected period.

## Return

The time weighted percentage return for the instrument in the selected period. The percentage return reflects the total percentage gain/loss in the selected period for the instrument and includes price changes, currency gains as well as income and costs.



## Stocks

Instrument	Income	Costs	P/L (MtM)	% Return
Biogen Inc.	0.00	-64.17	-639.72	-19.14 %
Boston Scien Corp.	0.00	-26.94	-858.52	-4.43 %
Cochlear Ltd	0.00	-16.90	-334.80	-3.01 %
Comcast Corporation - Class A	201.73	-44.12	1,780.22	10.17 %
Computershare Ltd	0.00	-34.14	-821.28	-7.48 %
CSR Ltd	331.00	-8.48	4,559.32	41.76 %
Endeavour Group Ltd.	0.00	0.00	1,855.55	4.49 %
FedEx Corp.	0.00	-20.31	3,994.98	13.76 %
Fisher & Paykel Healthcare Corp.	54.80	-63.70	-662.96	-10.89 %
Flight Centre Travel Group Ltd	0.00	-38.26	990.27	8.44 %
Fortescue Metals Group Ltd	0.00	-9.20	649.60	5.43 %
Haemonetics Corp.	0.00	-39.91	-1,257.89	-10.83 %
llumina Inc.	0.00	-29.67	3,853.42	20.10 %
JB HI-FI	446.40	-17.99	-217.67	-5.53 %
Micron Technology Inc.	0.00	-46.48	6,169.40	25.03 %

# P/L(MtM) breakdown, AUD

## Reporting period

01-Jul-2020 to 30-Jun-2021

## Income

The sum of all dividends, coupons and other income received in the selected period for the instrument.

## Costs

The sum of all costs in the selected period for the instrument. Costs include both transaction costs and ongoing costs. Costs not attributable to a specific instrument are not included in this overview. Indirect costs that do not directly affect your cash balance are also included in this figure. For further details please see the Cost Summary section.

## P/L (MtM)

P/L (Mark-to-Market) is calculated as the following: Value of held positions at the end of the selected period + all cash booking in the period (dividends, traded values, commissions etc) – value of held positions at the start of the selected period. The P/L(MtM) can therefore be interpreted as how much the instrument contributed to the growth or decline in the account value for the selected period. P/L(MtM) do not include realized or unrealized gains/losses made outside the selected period.

## Return

The time weighted percentage return for the instrument in the selected period. The percentage return reflects the total percentage gain/loss in the selected period for the instrument and includes price changes, currency gains as well as income and costs.



## Stocks

Instrument	Income	Costs	P/L (MtM)	% Return
Morgan Stanley	0.00	-18.52	424.47	1.60 %
National Australia Bank Ltd	0.00	-36.83	1,275.95	10.40 %
NetEase Inc.	113.65	-31.56	1,413.23	6.85 %
Newcrest Mining Ltd	88.01	-8.87	212.71	1.10 %
NVidia Corp.	0.00	-21.30	-1,166.00	-7.41 %
PulteGroup Inc.	69.30	-28.03	4,876.94	24.78 %
Qantas Airways Ltd	0.00	-10.78	-25.78	-0.18 %
Qualcomm Inc.	0.00	-15.22	1,863.30	8.56 %
Ramsay Health Care Ltd	0.00	-17.55	-1,175.83	-10.71 %
Raytheon Technologies Corp.	138.75	-33.21	-1,661.69	-8.79 %
REA Group Ltd	60.50	-11.23	2,770.67	23.46 %
Rio Tinto Ltd	255.43	-8.36	-449.13	-4.05 %
Salesforce.com Inc.	0.00	-21.19	-1,317.37	-8.37 %
SEEK Ltd	0.00	-26.60	28.25	-0.47 %
Sociedad Quimica y Minera de Chile SA	231.69	-112.72	6,055.20	31.13 %

# P/L(MtM) breakdown, AUD

## Reporting period

01-Jul-2020 to 30-Jun-2021

## Income

The sum of all dividends, coupons and other income received in the selected period for the instrument.

## Costs

The sum of all costs in the selected period for the instrument. Costs include both transaction costs and ongoing costs. Costs not attributable to a specific instrument are not included in this overview. Indirect costs that do not directly affect your cash balance are also included in this figure. For further details please see the Cost Summary section.

## P/L (MtM)

P/L (Mark-to-Market) is calculated as the following: Value of held positions at the end of the selected period + all cash booking in the period (dividends, traded values, commissions etc) – value of held positions at the start of the selected period. The P/L(MtM) can therefore be interpreted as how much the instrument contributed to the growth or decline in the account value for the selected period. P/L(MtM) do not include realized or unrealized gains/losses made outside the selected period.

## Return

The time weighted percentage return for the instrument in the selected period. The percentage return reflects the total percentage gain/loss in the selected period for the instrument and includes price changes, currency gains as well as income and costs.



## Stocks

Instrument	Income	Costs	P/L (MtM)	% Return
Starbucks Corp.	195.79	-74.66	3,689.21	18.84 %
Telstra Corp. Ltd	0.00	-16.66	-930.49	-8.25 %
TPG Telecom Ltd.	0.00	-8.47	-823.27	-6.97 %
Transurban Group	122.40	-42.53	-1,196.49	-10.29 %
Tuas Ltd.	0.00	-7.69	508.35	1.17 %
Tyson Foods Inc.	535.68	-137.36	2,083.84	7.96 %
United Airlines Holdings Inc.	0.00	-15.24	-1,073.33	-4.93 %
Valero Energy	0.00	-17.81	567.45	2.23 %
Wesfarmers Ltd	215.60	-18.03	1,667.57	13.23 %
Westpac Banking Corp.	564.26	-20.75	5,964.21	52.43 %
Woolworths Group Ltd	156.35	-9.22	-581.52	-4.97 %
Worley Ltd	0.00	-16.63	-2,245.95	-19.33 %
<b>Total</b>	<b>4,892.11</b>	<b>-1,457.07</b>	<b>35,457.75</b>	<b>-</b>

# P/L(MtM) breakdown, AUD

## Reporting period

01-Jul-2020 to 30-Jun-2021

## Income

The sum of all dividends, coupons and other income received in the selected period for the instrument.

## Costs

The sum of all costs in the selected period for the instrument. Costs include both transaction costs and ongoing costs. Costs not attributable to a specific instrument are not included in this overview. Indirect costs that do not directly affect your cash balance are also included in this figure. For further details please see the Cost Summary section.

## P/L (MtM)

P/L (Mark-to-Market) is calculated as the following: Value of held positions at the end of the selected period + all cash booking in the period (dividends, traded values, commissions etc) – value of held positions at the start of the selected period. The P/L(MtM) can therefore be interpreted as how much the instrument contributed to the growth or decline in the account value for the selected period. P/L(MtM) do not include realized or unrealized gains/losses made outside the selected period.

## Return

The time weighted percentage return for the instrument in the selected period. The percentage return reflects the total percentage gain/loss in the selected period for the instrument and includes price changes, currency gains as well as income and costs.



## Exchange traded products(ETF, ETC, ETN)

Instrument	Income	Costs	P/L (MtM)	% Return
Invesco QQQ Trust, Series 1	499.57	-435.67	14,743.73	8.34 %
iShares Core S&P Mid-Cap ETF	0.00	-300.47	-1,455.95	-0.75 %
iShares S&P Mid-Cap ETF	794.04	-312.81	33,354.64	32.03 %
<b>Total</b>	<b>1,293.61</b>	<b>-1,048.95</b>	<b>46,642.42</b>	<b>-</b>

All positions shown in this section are subject to the rules of Directive 2014/65/EU and its implementing measures

## Summary

Product	P/L	Value	% Weight
Stocks	24,102.0	314,404.49	47.78 %
Exchange traded products(ETF, ETC, ETN)	54,319.0	326,485.24	49.62 %
Cash	-	17,080.17	2.60 %
<b>Grand Total</b>	<b>78,421.0</b>	<b>657,969.91</b>	<b>100.00</b>

## Stocks

Instrument	Instrument currency	Quantity	Conversion Rate	Open price	Current price	% Price change	P/L	Market Value	% Weight
Australia & New Zealand Banking Group Ltd (ISIN: AU000000ANZ3)	AUD	440	1.00000	28.20000	28.15000	-0.18 %	-22.0	12,386.00	1.88 %
Biogen Inc. (ISIN: US09062X1037)	USD	65	1.33350	261.81000	346.27000	32.26 %	8,041.4	30,013.88	4.56 %
CSR Ltd (ISIN: AU000000CSR5)	AUD	2648	1.00000	4.16000	5.76000	38.46 %	4,236.8	15,252.48	2.32 %
Endeavour Group Ltd. (ISIN: AU0000154833)	AUD	295	1.00000	0.00000	6.29000	0.00 %	1,855.6	1,855.55	0.28 %
FedEx Corp. (ISIN: US31428X1063)	USD	83	1.33350	271.00000	298.33000	10.08 %	4,015.3	33,019.38	5.02 %
Fisher & Paykel Healthcare Corp. (ISIN: NZFAPE0001S2)	AUD	440	1.00000	29.04974	28.92000	-0.45 %	-57.1	12,724.80	1.93 %

## Stocks

Instrument	Instrument currency	Quantity	Conversion Rate	Open price	Current price	% Price change	P/L	Market Value	% Weight
Fortescue Metals Group Ltd (ISIN: AU000000FMG4)	AUD	540	1.00000	22.12000	23.34000	5.52 %	658.8	12,603.60	1.92 %
Haemonetics Corp. (ISIN: US4050241003)	USD	279	1.33350	60.21000	66.64000	10.68 %	3,009.9	24,793.23	3.77 %
Morgan Stanley (ISIN: US6174464486)	USD	220	1.33350	90.18000	91.69000	1.67 %	443.0	26,899.15	4.09 %
Qantas Airways Ltd (ISIN: AU000000QAN2)	AUD	3000	1.00000	4.66500	4.66000	-0.11 %	-15.0	13,980.00	2.12 %
Qualcomm Inc. (ISIN: US7475251036)	USD	124	1.33350	135.30000	142.93000	5.64 %	1,878.5	23,634.10	3.59 %
Ramsay Health Care Ltd (ISIN: AU000000RHC8)	AUD	200	1.00000	64.00000	62.95000	-1.64 %	-210.0	12,590.00	1.91 %
SEEK Ltd (ISIN: AU000000SEK6)	AUD	400	1.00000	31.90000	33.14000	3.89 %	496.0	13,256.00	2.01 %
Starbucks Corp. (ISIN: US8552441094)	USD	157	1.33350	110.68000	111.81000	1.02 %	972.4	23,408.53	3.56 %
United Airlines Holdings Inc. (ISIN: US9100471096)	USD	297	1.33350	56.52000	52.29000	-7.48 %	-1,058.1	20,709.47	3.15 %
Valero Energy (ISIN: US91913Y1001)	USD	250	1.33350	76.75000	78.08000	1.73 %	585.3	26,029.97	3.96 %
Woolworths Group Ltd (ISIN: AU000000WOW2)	AUD	295	1.00000	40.60000	38.13000	-6.08 %	-728.7	11,248.35	1.71 %
<b>Total</b>	-	-	-	-	-	-	<b>24,102.0</b>	<b>314,404.49</b>	<b>47.78 %</b>

## Exchange traded products(ETF, ETC, ETN)

Instrument	Instrument currency	Quantity	Conversion Rate	Open price	Current price	% Price change	P/L	Market Value	% Weight
Invesco QQQ Trust, Series 1 (ISIN: US46090E1038)	USD	400	1.33350	330.73000	354.43000	7.17 %	16,428.8	189,053.35	28.73 %
iShares S&P Mid-Cap ETF (ISIN: AU000000LJH2)	AUD	383	1.00000	259.90000	358.83000	38.06 %	37,890.2	137,431.89	20.89 %
<b>Total</b>	-	-	-	-	-	-	<b>54,319.0</b>	<b>326,485.24</b>	<b>49.62 %</b>

## Cash

Account	Currency	Value	% Weight
36000/112794	AUD	14,848.02	
36000/112794USD	USD	1,673.90	
<b>All accounts</b>	<b>AUD</b>	<b>17,080.17</b>	<b>2.60 %</b>

# Cost summary

**SAXO****MARKETS****Reporting period**

01-Jul-2020 to 30-Jun-2021

**Investment service costs**

<b>Ongoing costs</b>	<b>0 AUD</b>
<b>Transaction costs</b>	<b>-2064.29 AUD</b>
Commission	-1980.28 AUD
Exchange Fee	-10.93 AUD
VAT on Commission	-73.08 AUD
<b>Incidental costs</b>	<b>0 AUD</b>
<b>Ancillary costs</b>	<b>-362.68 AUD</b>
Client Custody Fee	-329.72 AUD
VAT on Fee Client	-32.96 AUD
<b>One-off costs</b>	<b>0 AUD</b>
<b>Total</b>	<b>-2,426.97 AUD</b>
<b>Total %</b>	<b>-0.50 %</b>

**Financial instrument costs**

<b>Ongoing costs</b>	<b>-93.20 AUD</b>
*External product costs	-93.20 AUD
<b>Transaction costs</b>	<b>-348.53 AUD</b>
Corporate Actions - Fee	-1.54 AUD
Corporate Actions - Withholding Tax	-346.99 AUD
<b>Incidental costs</b>	<b>0 AUD</b>
<b>One-off costs</b>	<b>0 AUD</b>
<b>Total</b>	<b>-441.73 AUD</b>
<b>Total %</b>	<b>-0.09 %</b>

**Third-party payments**

<b>Total</b>	<b>0 AUD</b>
<b>Total %</b>	<b>0.00 %</b>
<b>Total costs</b>	
<b>Total costs in period</b>	<b>-2,868.70 AUD</b>
Average portfolio exposure in period	481,024.67 AUD
Cost as a percentage	-0.60 %



## 77700 - Shares in Listed Companies (Overseas)

2021 Financial Year

Preparer Jelly Cadiang

Reviewer Steven Lee

Status Completed

Account Code	Description	CY Units	CY Balance	LY Units	LY Balance	Change
AAXN.NDQ1	Axon Enterprise Inc	0.000000				0%
AMGN.NDQ2	AMGEN Inc.	0.000000		0.000000		0%
AMZN.NDQ7	Amazon.com Inc.	0.000000		0.000000		0%
BIIB.NDQ	Biogen Inc	65.000000	\$29,938.21	0.000000		100%
BSX.NYE2	Boston Scientific Corp.	0.000000		0.000000		0%
CMCSA.NDQ1	Comcast Corp - Ordinary Shares - Class A	0.000000		311.000000	\$17,663.96	100%
CRM.NYE4	Salesforce Inc	0.000000				0%
FDX.NYE	Fedex Corp	83.000000	\$32,936.14	0.000000		100%
HAE.NYE2	Haemonetics Corp.	279.000000	\$24,730.73			100%
IJH.ARCX	BlackRock Institutional Trust Company N.A. - iShares Core S&P Mid-Cap ETF	0.000000				0%
ILMN.NDQ3	Illumina Inc	0.000000				0%
MS.NYE2	Morgan Stanley	220.000000	\$26,831.33	0.000000		100%
MU.NDQ6	Micron Technology Inc.	0.000000		279.000000	\$20,944.31	100%
NTES.NDQ1	NetEase Inc - ADR	0.000000				0%
NVDA.NDQ5	NVIDIA Corp	0.000000		0.000000		0%

Account Code	Description	CY Units	CY Balance	LY Units	LY Balance	Change
PHM.NYE1	PulteGroup Inc	0.000000		400.000000	\$19,833.88	100%
QCOM.NDQ10	Qualcomm, Inc.	124.000000	\$23,574.52			100%
QQQ.NDQ2	Invesco Capital Management LLC - Invesco QQQ Trust Series 1	400.000000	\$188,576.76	0.000000		100%
RTX.NYE	Raytheon Technologies Corporation	0.000000		212.000000	\$19,034.59	100%
SBUX.NDQ1	Starbucks Corp.	157.000000	\$23,349.53	0.000000		100%
SQM.NYE2	Sociedad Quimica Y Minera de Chile S.A. - ADR	0.000000				0%
SQM_R	SQM_R:xnys Sociedad Quimica Minera d Chile	0.000000				0%
TSN.NYE2	Tyson Foods, Inc. - Ordinary Shares - Class A	0.000000				0%
UAL.NDQ	United Airlines Holdings Inc	297.000000	\$20,657.27			100%
VLO.NYE1	Valero Energy Corp.	250.000000	\$25,964.35	0.000000		100%
	<b>TOTAL</b>	<b>CY Units</b>	<b>CY Balance</b>	<b>LY Units</b>	<b>LY Balance</b>	
		1875.000000	\$396,558.84	1202.000000	\$77,476.74	

## Supporting Documents

○ Investment Movement Report [Report](#)

## Standard Checklist

- Attach copies of Statements and Source Documentation
- Attach Investment Movement Report
- Ensure all Investments are valued at June 30 in Australian Dollars

- Ensure the investment is in accordance with the Fund's investment strategy
- Ensure the investment is in accordance with the SIS Act

# Karen Glover Super Fund

## Investment Movement Report

As at 30 June 2021

Investment	Opening Balance		Additions		Disposals			Closing Balance		
	Units	Cost	Units	Cost	Units	Cost	Accounting Profit/(Loss)	Units	Cost	Market Value
<b>Bank Accounts</b>										
ANZ Business Premium Saver 4677-48565		64,783.28		13,926.76		(53,546.80)			25,163.24	25,163.24
Saxo AUD Cash Account		137,359.23		451,963.41		(574,474.62)			14,848.02	14,848.02
Saxo USD Cash Account		298,922.00		760,764.09		(1,057,459.56)			2,226.53	2,226.53
		<b>501,064.51</b>		<b>1,226,654.26</b>		<b>(1,685,480.98)</b>			<b>42,237.79</b>	<b>42,237.79</b>
<b>Shares in Listed Companies (Australian)</b>										
ALL.AX - Aristocrat Leisure Limited			812.00	26,445.51	(812.00)	(26,445.51)	(2,679.38)		0.00	
ANZ.AX - Australia And New Zealand Banking Group Limited			440.00	12,417.56				440.00	12,417.56	12,386.00
BHP.AX - BHP Group Limited	310.00	10,796.31	745.00	35,304.56	(1,055.00)	(46,100.87)	(568.13)		0.00	
COH.AX - Cochlear Limited			55.00	11,133.97	(55.00)	(11,133.97)	(334.80)		0.00	
CPU.AX - Computershare Limited.			1,507.00	22,577.16	(1,507.00)	(22,577.16)	(821.28)		0.00	
CPUR.AX - Computershare Limited.			87.00		(87.00)	0.00	86.00		0.00	
CSR.AX - CSR Limited			2,648.00	11,024.16				2,648.00	11,024.16	15,252.48
EDV.AX - Endeavour Group Limited										

# Karen Glover Super Fund

## Investment Movement Report

As at 30 June 2021

Investment	Opening Balance		Additions		Disposals			Closing Balance		
	Units	Cost	Units	Cost	Units	Cost	Accounting Profit/(Loss)	Units	Cost	Market Value
			295.00	1,700.84				295.00	1,700.84	1,855.55
FPH.AX - Fisher & Paykel Healthcare Corporation Limited			1,605.00	48,086.87	(1,165.00)	(35,295.13)	(650.82)	440.00	12,791.74	12,724.80
FLT.AX - Flight Centre Travel Group Limited			1,594.00	24,343.34	(1,594.00)	(24,343.34)	990.27		0.00	
FMG.AX - Fortescue Metals Group Ltd			540.00	11,954.00				540.00	11,954.00	12,603.60
IJH.AX - Ishares S&p Mid-cap Etf			785.00	205,880.37	(402.00)	(106,262.02)	(5,252.94)	383.00	99,618.35	137,431.89
JBH.AX - Jb Hi-fi Limited			248.00	12,013.72	(248.00)	(12,013.72)	(664.07)		0.00	
NAB.AX - National Australia Bank Limited			1,131.00	23,060.53	(1,131.00)	(23,060.53)	1,272.65		0.00	
NCM.AX - Newcrest Mining Limited	361.00	11,257.42			(361.00)	(11,257.42)	249.61		0.00	
QAN.AX - Qantas Airways Limited			3,000.00	14,005.78				3,000.00	14,005.78	13,980.00
RHC.AX - Ramsay Health Care Limited	157.00	9,780.94	200.00	12,809.86	(157.00)	(9,780.94)	(293.27)	200.00	12,809.86	12,590.00
REA.AX - REA Group Ltd	110.00	10,568.13			(110.00)	(10,568.13)	4,008.84		0.00	
RIO.AX - RIO Tinto Limited	118.00	10,981.27			(118.00)	(10,981.27)	(126.55)		0.00	
SEK.AX - Seek Limited										

# Karen Glover Super Fund

## Investment Movement Report

As at 30 June 2021

Investment	Opening Balance		Additions		Disposals			Closing Balance		
	Units	Cost	Units	Cost	Units	Cost	Accounting Profit/(Loss)	Units	Cost	Market Value
			919.00	23,895.36	(519.00)	(11,125.54)	(457.93)	400.00	12,769.82	13,256.00
TLS.AX - Telstra Corporation Limited.			3,323.00	11,273.65	(3,323.00)	(11,273.65)	(930.49)		0.00	
TPM.AX - Tpg Telecom Limited	1,358.00	9,826.03			(1,358.00)	(9,826.03)	0.00		0.00	
TPG.AX - TPG Telecom Limited.			1,358.00	9,826.03	(1,358.00)	(9,826.03)	1,165.30		0.00	
TUA.AX - Tuas Limited	679.00	461.65			(679.00)	(461.65)	46.70		0.00	
WES.AX - Wesfarmers Limited			245.00	10,979.55	(245.00)	(10,979.55)	1,451.97		0.00	
WBC.AX - Westpac Banking Corporation			634.00	10,779.95	(634.00)	(10,779.95)	5,399.95		0.00	
WOW.AX - Woolworths Group Limited			295.00	11,986.22		(1,700.84)	0.00	295.00	10,285.38	11,248.35
WOR.AX - Worley Limited			937.00	11,617.63	(937.00)	(11,617.63)	(2,245.95)		0.00	
		<b>63,671.75</b>		<b>563,116.62</b>		<b>(427,410.88)</b>	<b>(354.32)</b>		<b>199,377.49</b>	<b>243,328.67</b>

### Shares in Listed Companies (Overseas)

AMZN.NDQ7 - Amazon.com Inc.	4.00	17,673.78	(4.00)	(17,673.78)	(2,214.41)	0.00
AMGN.NDQ2 - AMGEN Inc.	61.00	19,913.41	(61.00)	(19,913.41)	(1,326.37)	0.00
AAXN.NDQ1 - Axon Enterprise Inc						

# Karen Glover Super Fund

## Investment Movement Report

As at 30 June 2021

Investment	Opening Balance		Additions		Disposals			Closing Balance		
	Units	Cost	Units	Cost	Units	Cost	Accounting Profit/(Loss)	Units	Cost	Market Value
			144.00	18,872.98	(144.00)	(18,872.98)	1,989.41		0.00	
BIIB.NDQ - Biogen Inc			150.00	60,600.46	(85.00)	(38,635.34)	(9,001.57)	65.00	21,965.12	29,938.21
IJH.ARCX - BlackRock Institutional Trust Company N.A. - iShares Core S&P Mid-Cap ETF			777.00	201,950.71	(777.00)	(201,950.71)	(921.46)		0.00	
BSX.NYE2 - Boston Scientific Corp.			349.00	19,441.76	(349.00)	(19,441.76)	(904.92)		0.00	
CMCSA.NDQ1 - Comcast Corp - Ordinary Shares - Class A	311.00	18,400.12			(311.00)	(18,400.12)	963.74		0.00	
FDX.NYE - Fedex Corp			83.00	29,047.30				83.00	29,047.30	32,936.14
HAE.NYE2 - Haemonetics Corp.			447.00	41,401.74	(168.00)	(19,722.16)	(4,444.37)	279.00	21,679.58	24,730.73
ILMN.NDQ3 - Illumina Inc			44.00	19,162.09	(44.00)	(19,162.09)	3,780.02		0.00	
QQQ.NDQ2 - Invesco Capital Management LLC - Invesco QQQ Trust Series 1			825.00	345,124.82	(425.00)	(172,027.80)	(2,924.47)	400.00	173,097.02	188,576.76
MU.NDQ6 - Micron Technology Inc.	279.00	20,312.08	287.00	19,391.38	(566.00)	(39,703.46)	6,707.23		0.00	
MS.NYE2 - Morgan Stanley			220.00	26,407.94				220.00	26,407.94	26,831.33
NTES.NDQ1 - NetEase Inc - ADR			157.00	20,827.74	(157.00)	(20,827.74)	1,267.75		0.00	
NVDA.NDQ5 - NVIDIA Corp										

# Karen Glover Super Fund

## Investment Movement Report

As at 30 June 2021

Investment	Opening Balance		Additions		Disposals			Closing Balance		
	Units	Cost	Units	Cost	Units	Cost	Accounting Profit/(Loss)	Units	Cost	Market Value
			22.00	15,761.20	(22.00)	(15,761.20)	(1,317.39)		0.00	
PHM.NYE1 - PulteGroup Inc	400.00	21,627.33			(400.00)	(21,627.33)	2,940.04		0.00	
QCOM.NDQ10 - Qualcomm, Inc.			124.00	21,651.97				124.00	21,651.97	23,574.52
RTX.NYE - Raytheon Technologies Corporation	212.00	21,853.34			(212.00)	(21,853.34)	(4,790.98)		0.00	
CRM.NYE4 - Salesforce Inc			51.00	15,753.83	(51.00)	(15,753.83)	(1,283.86)		0.00	
SQM.NYE2 - Sociedad Quimica Y Minera de Chile S.A. - ADR			424.00	19,538.43	(424.00)	(19,538.43)	5,926.06		0.00	
SQM_R - SQM_R:xnys Sociedad Quimica Minera d Chile			79.00	0.00	(79.00)	0.00	390.33		0.00	
SBUX.NDQ1 - Starbucks Corp.			328.00	42,036.15	(171.00)	(19,607.52)	2,594.33	157.00	22,428.63	23,349.53
TSN.NYE2 - Tyson Foods, Inc. - Ordinary Shares - Class A			454.00	39,446.28	(454.00)	(39,446.28)	1,580.53		0.00	
UAL.NDQ - United Airlines Holdings Inc			297.00	21,663.90				297.00	21,663.90	20,657.27
VLO.NYE1 - Valero Energy Corp.			250.00	25,601.24				250.00	25,601.24	25,964.35
	<b>82,192.87</b>		<b>1,041,269.11</b>		<b>(759,919.28)</b>		<b>(990.36)</b>	<b>363,542.70</b>		<b>396,558.84</b>

### Units in Listed Unit Trusts (Australian)

TCL.AX - Transurban Group



Karen Glover Super Fund

# Investment Movement Report

As at 30 June 2021

Investment	Opening Balance		Additions		Disposals			Closing Balance		Market Value
	Units	Cost	Units	Cost	Units	Cost	Accounting Profit/(Loss)	Units	Cost	
	765.00	11,292.44	1,674.00	22,868.55	(2,439.00)	(34,160.99)	(1,801.88)		0.00	
		<b>11,292.44</b>		<b>22,868.55</b>		<b>(34,160.99)</b>	<b>(1,801.88)</b>		<b>0.00</b>	
		<b>658,221.57</b>		<b>2,853,908.54</b>		<b>(2,906,972.13)</b>	<b>(3,146.56)</b>		<b>605,157.98</b>	<b>682,125.30</b>

# 78200 - Units in Listed Unit Trusts (Australian)

2021 Financial Year

Preparer Jelly Cadiang

Reviewer Steven Lee

Status Completed

Account Code	Description	CY Units	CY Balance	LY Units	LY Balance	Change
TCL.AX	Transurban Group	0.000000		765.000000	\$10,809.45	100%
<b>TOTAL</b>		<b>CY Units</b>	<b>CY Balance</b>	<b>LY Units</b>	<b>LY Balance</b>	
		0.000000		765.000000	\$10,809.45	

## Supporting Documents

○ Investment Movement Report [Report](#)

## Standard Checklist

- Attach copies of Statements and Source Documentation
- Attach Investment Movement Report
- Ensure all Investments are valued correctly at June 30
- Ensure the investment is in accordance with the Fund's investment strategy
- Ensure the investment is in accordance with the SIS Act

# Karen Glover Super Fund

## Investment Movement Report

As at 30 June 2021

Investment	Opening Balance		Additions		Disposals			Closing Balance		
	Units	Cost	Units	Cost	Units	Cost	Accounting Profit/(Loss)	Units	Cost	Market Value
<b>Bank Accounts</b>										
ANZ Business Premium Saver 4677-48565		64,783.28		13,926.76		(53,546.80)			25,163.24	25,163.24
Saxo AUD Cash Account		137,359.23		451,963.41		(574,474.62)			14,848.02	14,848.02
Saxo USD Cash Account		298,922.00		760,764.09		(1,057,459.56)			2,226.53	2,226.53
		<b>501,064.51</b>		<b>1,226,654.26</b>		<b>(1,685,480.98)</b>			<b>42,237.79</b>	<b>42,237.79</b>
<b>Shares in Listed Companies (Australian)</b>										
ALL.AX - Aristocrat Leisure Limited			812.00	26,445.51	(812.00)	(26,445.51)	(2,679.38)		0.00	
ANZ.AX - Australia And New Zealand Banking Group Limited			440.00	12,417.56				440.00	12,417.56	12,386.00
BHP.AX - BHP Group Limited	310.00	10,796.31	745.00	35,304.56	(1,055.00)	(46,100.87)	(568.13)		0.00	
COH.AX - Cochlear Limited			55.00	11,133.97	(55.00)	(11,133.97)	(334.80)		0.00	
CPU.AX - Computershare Limited.			1,507.00	22,577.16	(1,507.00)	(22,577.16)	(821.28)		0.00	
CPUR.AX - Computershare Limited.			87.00		(87.00)	0.00	86.00		0.00	
CSR.AX - CSR Limited			2,648.00	11,024.16				2,648.00	11,024.16	15,252.48
EDV.AX - Endeavour Group Limited										

Karen Glover Super Fund

# Investment Movement Report

As at 30 June 2021

Investment	Opening Balance		Additions		Disposals			Closing Balance		
	Units	Cost	Units	Cost	Units	Cost	Accounting Profit/(Loss)	Units	Cost	Market Value
			295.00	1,700.84				295.00	1,700.84	1,855.55
FPH.AX - Fisher & Paykel Healthcare Corporation Limited			1,605.00	48,086.87	(1,165.00)	(35,295.13)	(650.82)	440.00	12,791.74	12,724.80
FLT.AX - Flight Centre Travel Group Limited			1,594.00	24,343.34	(1,594.00)	(24,343.34)	990.27		0.00	
FMG.AX - Fortescue Metals Group Ltd			540.00	11,954.00				540.00	11,954.00	12,603.60
IJH.AX - Ishares S&p Mid-cap Etf			785.00	205,880.37	(402.00)	(106,262.02)	(5,252.94)	383.00	99,618.35	137,431.89
JBH.AX - Jb Hi-fi Limited			248.00	12,013.72	(248.00)	(12,013.72)	(664.07)		0.00	
NAB.AX - National Australia Bank Limited			1,131.00	23,060.53	(1,131.00)	(23,060.53)	1,272.65		0.00	
NCM.AX - Newcrest Mining Limited	361.00	11,257.42			(361.00)	(11,257.42)	249.61		0.00	
QAN.AX - Qantas Airways Limited			3,000.00	14,005.78				3,000.00	14,005.78	13,980.00
RHC.AX - Ramsay Health Care Limited	157.00	9,780.94	200.00	12,809.86	(157.00)	(9,780.94)	(293.27)	200.00	12,809.86	12,590.00
REA.AX - REA Group Ltd	110.00	10,568.13			(110.00)	(10,568.13)	4,008.84		0.00	
RIO.AX - RIO Tinto Limited	118.00	10,981.27			(118.00)	(10,981.27)	(126.55)		0.00	
SEK.AX - Seek Limited										

# Karen Glover Super Fund

## Investment Movement Report

As at 30 June 2021

Investment	Opening Balance		Additions		Disposals			Closing Balance		
	Units	Cost	Units	Cost	Units	Cost	Accounting Profit/(Loss)	Units	Cost	Market Value
			919.00	23,895.36	(519.00)	(11,125.54)	(457.93)	400.00	12,769.82	13,256.00
TLS.AX - Telstra Corporation Limited.			3,323.00	11,273.65	(3,323.00)	(11,273.65)	(930.49)		0.00	
TPM.AX - Tpg Telecom Limited	1,358.00	9,826.03			(1,358.00)	(9,826.03)	0.00		0.00	
TPG.AX - TPG Telecom Limited.			1,358.00	9,826.03	(1,358.00)	(9,826.03)	1,165.30		0.00	
TUA.AX - Tuas Limited	679.00	461.65			(679.00)	(461.65)	46.70		0.00	
WES.AX - Wesfarmers Limited			245.00	10,979.55	(245.00)	(10,979.55)	1,451.97		0.00	
WBC.AX - Westpac Banking Corporation			634.00	10,779.95	(634.00)	(10,779.95)	5,399.95		0.00	
WOW.AX - Woolworths Group Limited			295.00	11,986.22		(1,700.84)	0.00	295.00	10,285.38	11,248.35
WOR.AX - Worley Limited			937.00	11,617.63	(937.00)	(11,617.63)	(2,245.95)		0.00	
		<b>63,671.75</b>		<b>563,116.62</b>		<b>(427,410.88)</b>	<b>(354.32)</b>		<b>199,377.49</b>	<b>243,328.67</b>

### Shares in Listed Companies (Overseas)

AMZN.NDQ7 - Amazon.com Inc.	4.00	17,673.78	(4.00)	(17,673.78)	(2,214.41)	0.00
AMGN.NDQ2 - AMGEN Inc.	61.00	19,913.41	(61.00)	(19,913.41)	(1,326.37)	0.00
AAXN.NDQ1 - Axon Enterprise Inc						

# Karen Glover Super Fund

## Investment Movement Report

As at 30 June 2021

Investment	Opening Balance		Additions		Disposals			Closing Balance		
	Units	Cost	Units	Cost	Units	Cost	Accounting Profit/(Loss)	Units	Cost	Market Value
			144.00	18,872.98	(144.00)	(18,872.98)	1,989.41		0.00	
BIIB.NDQ - Biogen Inc			150.00	60,600.46	(85.00)	(38,635.34)	(9,001.57)	65.00	21,965.12	29,938.21
IJH.ARCX - BlackRock Institutional Trust Company N.A. - iShares Core S&P Mid-Cap ETF			777.00	201,950.71	(777.00)	(201,950.71)	(921.46)		0.00	
BSX.NYE2 - Boston Scientific Corp.			349.00	19,441.76	(349.00)	(19,441.76)	(904.92)		0.00	
CMCSA.NDQ1 - Comcast Corp - Ordinary Shares - Class A	311.00	18,400.12			(311.00)	(18,400.12)	963.74		0.00	
FDX.NYE - Fedex Corp			83.00	29,047.30				83.00	29,047.30	32,936.14
HAE.NYE2 - Haemonetics Corp.			447.00	41,401.74	(168.00)	(19,722.16)	(4,444.37)	279.00	21,679.58	24,730.73
ILMN.NDQ3 - Illumina Inc			44.00	19,162.09	(44.00)	(19,162.09)	3,780.02		0.00	
QQQ.NDQ2 - Invesco Capital Management LLC - Invesco QQQ Trust Series 1			825.00	345,124.82	(425.00)	(172,027.80)	(2,924.47)	400.00	173,097.02	188,576.76
MU.NDQ6 - Micron Technology Inc.	279.00	20,312.08	287.00	19,391.38	(566.00)	(39,703.46)	6,707.23		0.00	
MS.NYE2 - Morgan Stanley			220.00	26,407.94				220.00	26,407.94	26,831.33
NTES.NDQ1 - NetEase Inc - ADR			157.00	20,827.74	(157.00)	(20,827.74)	1,267.75		0.00	
NVDA.NDQ5 - NVIDIA Corp										

# Karen Glover Super Fund

## Investment Movement Report

As at 30 June 2021

Investment	Opening Balance		Additions		Disposals			Closing Balance		
	Units	Cost	Units	Cost	Units	Cost	Accounting Profit/(Loss)	Units	Cost	Market Value
			22.00	15,761.20	(22.00)	(15,761.20)	(1,317.39)		0.00	
PHM.NYE1 - PulteGroup Inc	400.00	21,627.33			(400.00)	(21,627.33)	2,940.04		0.00	
QCOM.NDQ10 - Qualcomm, Inc.			124.00	21,651.97				124.00	21,651.97	23,574.52
RTX.NYE - Raytheon Technologies Corporation	212.00	21,853.34			(212.00)	(21,853.34)	(4,790.98)		0.00	
CRM.NYE4 - Salesforce Inc			51.00	15,753.83	(51.00)	(15,753.83)	(1,283.86)		0.00	
SQM.NYE2 - Sociedad Quimica Y Minera de Chile S.A. - ADR			424.00	19,538.43	(424.00)	(19,538.43)	5,926.06		0.00	
SQM_R - SQM_R:xnys Sociedad Quimica Minera d Chile			79.00	0.00	(79.00)	0.00	390.33		0.00	
SBUX.NDQ1 - Starbucks Corp.			328.00	42,036.15	(171.00)	(19,607.52)	2,594.33	157.00	22,428.63	23,349.53
TSN.NYE2 - Tyson Foods, Inc. - Ordinary Shares - Class A			454.00	39,446.28	(454.00)	(39,446.28)	1,580.53		0.00	
UAL.NDQ - United Airlines Holdings Inc			297.00	21,663.90				297.00	21,663.90	20,657.27
VLO.NYE1 - Valero Energy Corp.			250.00	25,601.24				250.00	25,601.24	25,964.35
	<b>82,192.87</b>		<b>1,041,269.11</b>		<b>(759,919.28)</b>		<b>(990.36)</b>	<b>363,542.70</b>		<b>396,558.84</b>

### Units in Listed Unit Trusts (Australian)

TCL.AX - Transurban Group

Karen Glover Super Fund

# Investment Movement Report

As at 30 June 2021

Investment	Opening Balance		Additions		Disposals			Closing Balance		Market Value
	Units	Cost	Units	Cost	Units	Cost	Accounting Profit/(Loss)	Units	Cost	
	765.00	11,292.44	1,674.00	22,868.55	(2,439.00)	(34,160.99)	(1,801.88)		0.00	
		<b>11,292.44</b>		<b>22,868.55</b>		<b>(34,160.99)</b>	<b>(1,801.88)</b>		<b>0.00</b>	
		<b>658,221.57</b>		<b>2,853,908.54</b>		<b>(2,906,972.13)</b>	<b>(3,146.56)</b>		<b>605,157.98</b>	<b>682,125.30</b>



# 85000 - Income Tax Payable/Refundable

2021 Financial Year

Preparer Jelly Cadiang

Reviewer Steven Lee

Status Completed

Account Code	Description	CY Balance	LY Balance	Change
85000	Income Tax Payable/Refundable	(\$1,551.74)	(\$1,451.73)	6.89%
<b>TOTAL</b>		<b>CY Balance</b>	<b>LY Balance</b>	
		(\$1,551.74)	(\$1,451.73)	

## Supporting Documents

- Exempt Pension Reconciliation [Report](#)
- Non Deductible Expense Reconciliation [Report](#)
- Tax Reconciliation Report [Report](#)
- Statement of Taxable Income [Report](#)
- ATO Income Tax.pdf [85000](#)
- ATO PAYG.pdf [85000](#)

## Standard Checklist

- Attach Actuarial Certificate (if applicable)
- Attach any other Tax reconciliations
- Attach copy of Exempt Pension Reconciliation (if applicable)
- Attach copy of Non Deductible Expense Reconciliation (if applicable)
- Attach copy of Statement of Taxable Income
- Attach copy of Tax Reconciliation Report
- Confirm Transactions in ATO Portal

Karen Glover Super Fund

## Exempt Current Pension Income Reconciliation

For The Period 01 July 2020 - 30 June 2021

	Date	Account Code	Account Description	Taxable Amount	Actuary/Pool %	Exempt Amount
<b>Segment - 01 July 2020 to 30 June 2021</b>						
<b>Label C</b>						
	31/07/2020	25000/ANZ467748565	ANZ Business Premium Saver 4677-48565	2.77		
	31/08/2020	25000/ANZ467748565	ANZ Business Premium Saver 4677-48565	2.79		
	30/09/2020	25000/ANZ467748565	ANZ Business Premium Saver 4677-48565	2.73		
	30/10/2020	25000/ANZ467748565	ANZ Business Premium Saver 4677-48565	2.76		
	30/11/2020	25000/ANZ467748565	ANZ Business Premium Saver 4677-48565	2.87		
	31/12/2020	25000/ANZ467748565	ANZ Business Premium Saver 4677-48565	2.91		
	29/01/2021	25000/ANZ467748565	ANZ Business Premium Saver 4677-48565	2.77		
	26/02/2021	25000/ANZ467748565	ANZ Business Premium Saver 4677-48565	2.70		
	31/03/2021	25000/ANZ467748565	ANZ Business Premium Saver 4677-48565	3.23		
	30/04/2021	25000/ANZ467748565	ANZ Business Premium Saver 4677-48565	2.98		
	31/05/2021	25000/ANZ467748565	ANZ Business Premium Saver 4677-48565	3.11		
	30/06/2021	25000/ANZ467748565	ANZ Business Premium Saver 4677-48565	2.44		
			<b>Total</b>	34.06	0.000 %	<b>0.00</b>
<b>Label D1</b>						
	02/07/2020	23900/PHM.NYE1	PulteGroup Inc	69.33		
	22/07/2020	23900/CMCSA.NDQ1	Comcast Corp - Ordinary Shares - Class A	100.01		
	31/07/2020	23900/QQQ.NDQ2	Invesco Capital Management LLC - Invesco	187.63		
	10/09/2020	23900/RTX.NYE	Raytheon Technologies Corporation	138.33		
	15/09/2020	23900/TSN.NYE2	Tyson Foods, Inc. - Ordinary Shares - Class	125.52		
	19/10/2020	23900/SQM.NYE2	Sociedad Quimica Y Minera de Chile S.A. -	222.75		
	28/10/2020	23900/CMCSA.NDQ1	Comcast Corp - Ordinary Shares - Class A	100.11		

Karen Glover Super Fund

## Exempt Current Pension Income Reconciliation

For The Period 01 July 2020 - 30 June 2021

	Date	Account Code	Account Description	Taxable Amount	Actuary/Pool %	Exempt Amount
<b>Label D1</b>						
	27/11/2020	23900/SBUX.NDQ1	Starbucks Corp.	104.34		
	08/12/2020	23900/AMGN.NDQ2	AMGEN Inc.	131.43		
	14/12/2020	23900/TSN.NYE2	Tyson Foods, Inc. - Ordinary Shares - Class	138.70		
	17/12/2020	23900/FPH.AX	Fisher & Paykel Healthcare Corporation	54.80		
	28/12/2020	23900/NTES.NDQ1	NetEase Inc - ADR	40.38		
	31/12/2020	23900/QQQ.NDQ2	Invesco Capital Management LLC - Invesco	309.75		
	15/03/2021	23900/TSN.NYE2	Tyson Foods, Inc. - Ordinary Shares - Class	134.96		
	26/03/2021	23900/NTES.NDQ1	NetEase Inc - ADR	12.37		
	18/05/2021	23900/SQM.NYE2	Sociedad Quimica Y Minera de Chile S.A. -	8.41		
	28/05/2021	23900/SBUX.NDQ1	Starbucks Corp.	91.43		
	15/06/2021	23900/TSN.NYE2	Tyson Foods, Inc. - Ordinary Shares - Class	135.53		
	21/06/2021	23900/NTES.NDQ1	NetEase Inc - ADR	62.80		
			<b>Total</b>	2,168.58	0.000 %	<b>0.00</b>
<b>Label J</b>						
	15/10/2020	23900/IJH.AX	Ishares S&p Mid-cap Etf	323.05		
	07/01/2021	23900/IJH.AX	Ishares S&p Mid-cap Etf	219.21		
	16/04/2021	23900/IJH.AX	Ishares S&p Mid-cap Etf	251.78		
			<b>Total</b>	794.04	0.000 %	<b>0.00</b>
<b>Label K</b>						
	14/07/2020	23900/TPM.AX	Tpg Telecom Limited	700.73		
	17/09/2020	23900/RIO.AX	RIO Tinto Limited	255.43		
	22/09/2020	23900/REA.AX	REA Group Ltd	60.50		

Karen Glover Super Fund

**Exempt Current Pension Income Reconciliation**

For The Period 01 July 2020 - 30 June 2021

	Date	Account Code	Account Description	Taxable Amount	Actuary/Pool %	Exempt Amount
<b>Label K</b>						
	23/09/2020	23900/BHP.AX	BHP Group Limited	233.91		
	28/09/2020	23900/NCM.AX	Newcrest Mining Limited	88.01		
	14/12/2020	23900/CSR.AX	CSR Limited	331.00		
	21/12/2020	23900/WBC.AX	Westpac Banking Corporation	196.54		
	30/12/2020	23900/ALL.AX	Aristocrat Leisure Limited	44.40		
	15/03/2021	23900/JBH.AX	Jb Hi-fi Limited	446.40		
	01/04/2021	23900/WES.AX	Wesfarmers Limited	215.60		
	15/04/2021	23900/WOW.AX	Woolworths Group Limited	156.35		
	25/06/2021	23900/WBC.AX	Westpac Banking Corporation	367.72		
			<b>Total</b>	3,096.59	0.000 %	<b>0.00</b>
<b>Label L</b>						
	14/07/2020	23900/TPM.AX	Tpg Telecom Limited	300.31		
	17/09/2020	23900/RIO.AX	RIO Tinto Limited	109.47		
	22/09/2020	23900/REA.AX	REA Group Ltd	25.93		
	23/09/2020	23900/BHP.AX	BHP Group Limited	100.25		
	28/09/2020	23900/NCM.AX	Newcrest Mining Limited	37.72		
	14/12/2020	23900/CSR.AX	CSR Limited	141.86		
	21/12/2020	23900/WBC.AX	Westpac Banking Corporation	84.23		
	30/12/2020	23900/ALL.AX	Aristocrat Leisure Limited	19.03		
	15/03/2021	23900/JBH.AX	Jb Hi-fi Limited	191.31		
	01/04/2021	23900/WES.AX	Wesfarmers Limited	92.40		
	15/04/2021	23900/WOW.AX	Woolworths Group Limited	67.01		

Karen Glover Super Fund

# Exempt Current Pension Income Reconciliation

For The Period 01 July 2020 - 30 June 2021

	Date	Account Code	Account Description	Taxable Amount	Actuary/Pool %	Exempt Amount
<b>Label L</b>						
	25/06/2021	23900/WBC.AX	Westpac Banking Corporation	157.59		
			<b>Total</b>	1,327.11	0.000 %	<b>0.00</b>
<b>Label S</b>						
	04/11/2020	26500/SAXOAUDAC	Saxo AUD Cash Account	3.30		
	04/11/2020	26500/SAXOUSDAC	Saxo USD Cash Account	61.38		
	04/11/2020	26500/SAXOUSDAC	Saxo USD Cash Account	7.54		
	04/11/2020	26500/SAXOAUDAC	Saxo AUD Cash Account	3.48		
			<b>Total</b>	75.70	0.000 %	<b>0.00</b>
					<b>Total Segment ECPI *</b>	<b>0.00</b>
					<b>SMSF Annual Return Rounding</b>	<b>0.00</b>
					<b>Total ECPI</b>	<b>0.00</b>

\* Total Segment ECPI does not include ECPI amounts from Label A. The total ECPI from Label A is shown separately at the start of the report.

Karen Glover Super Fund

# Pension Non Deductible Expense Report

For The Period 01 July 2020 - 30 June 2021

---

	Date	Account Code	Account Description	Amount	Expense %	Deductible	Non Deductible
<b>Segment - 01 July 2020 to 30 June 2021</b>							
<b><u>Label A</u></b>							
	31/03/2021	37900	Interest Paid	16.32			
			<b>Total</b>	16.32	0.000 %	16.32	0.00
<hr/>							
<b><u>Label H</u></b>							
	22/10/2020	30700	Auditor's Remuneration	450.00			
			<b>Total</b>	450.00	0.000 %	450.00	0.00
<hr/>							
<b><u>Label I</u></b>							
	03/05/2021	37500/00065	Investment Expenses	27.50			
	03/05/2021	37500/00065	Investment Expenses	55.00			
	01/12/2020	37500/00065	Investment Expenses	1.60			
	02/07/2020	37500/00065	Investment Expenses	55.00			
	02/03/2021	37500/00065	Investment Expenses	27.50			
	01/12/2020	37500/00065	Investment Expenses	16.08			
	01/09/2020	37500/00065	Investment Expenses	55.00			
	02/07/2020	37500/00065	Investment Expenses	27.50			
	04/01/2021	37500/00065	Investment Expenses	27.50			
	01/09/2020	37500/00065	Investment Expenses	31.25			
	02/11/2020	37500/00065	Investment Expenses	27.50			
	02/11/2020	37500/00065	Investment Expenses	55.00			

---

Karen Glover Super Fund

# Pension Non Deductible Expense Report

For The Period 01 July 2020 - 30 June 2021

---

	Date	Account Code	Account Description	Amount	Expense %	Deductible	Non Deductible
<b>Label I</b>							
	01/06/2021	37500/00065	Investment Expenses	3.40			
	03/05/2021	37500/00065	Investment Expenses	33.69			
	02/12/2020	37500/00065	Investment Expenses	27.50			
	01/07/2020	37500/00065	Investment Expenses	30.47			
	02/03/2021	37500/00065	Investment Expenses	55.00			
	02/11/2020	37500/00065	Investment Expenses	1.77			
	02/12/2020	37500/00065	Investment Expenses	55.00			
	01/06/2021	37500/00065	Investment Expenses	34.03			
	03/08/2020	37500/00065	Investment Expenses	7.87			
	01/02/2021	37500/00065	Investment Expenses	40.03			
	01/10/2020	37500/00065	Investment Expenses	2.10			
	01/06/2021	37500/00065	Investment Expenses	27.50			
	01/04/2021	37500/00065	Investment Expenses	2.37			
	03/08/2020	37500/00065	Investment Expenses	55.00			
	02/11/2020	37500/00065	Investment Expenses	17.76			
	01/03/2021	37500/00065	Investment Expenses	3.64			
	01/02/2021	37500/00065	Investment Expenses	27.50			
	04/01/2021	37500/00065	Investment Expenses	3.76			
	01/03/2021	37500/00065	Investment Expenses	36.36			
	03/08/2020	37500/00065	Investment Expenses	0.79			
	01/04/2021	37500/00065	Investment Expenses	27.50			
	02/10/2020	37500/00065	Investment Expenses	27.50			
	04/01/2021	37500/00065	Investment Expenses	37.65			

---

Karen Glover Super Fund

# Pension Non Deductible Expense Report

For The Period 01 July 2020 - 30 June 2021

---

	Date	Account Code	Account Description	Amount	Expense %	Deductible	Non Deductible
<b>Label I</b>							
	01/04/2021	37500/00065	Investment Expenses	55.00			
	03/08/2020	37500/00065	Investment Expenses	27.50			
	01/04/2021	37500/00065	Investment Expenses	23.78			
	01/09/2020	37500/00065	Investment Expenses	27.50			
	02/10/2020	37500/00065	Investment Expenses	55.00			
	01/06/2021	37500/00065	Investment Expenses	55.00			
	04/01/2021	37500/00065	Investment Expenses	55.00			
	01/09/2020	37500/00065	Investment Expenses	3.13			
	03/05/2021	37500/00065	Investment Expenses	3.37			
	01/07/2020	37500/00065	Investment Expenses	3.05			
	01/02/2021	37500/00065	Investment Expenses	55.00			
	01/10/2020	37500/00065	Investment Expenses	20.99			
	01/02/2021	37500/00065	Investment Expenses	4.00			
			<b>Total</b>	1,352.94	0.000 %	1,352.94	0.00

---

**Label J**

30/04/2021	31500	Bank Charges	1.80
31/03/2021	31500	Bank Charges	0.60
30/10/2020	31500	Bank Charges	0.60
30/04/2021	31500	Bank Charges	1.20
26/02/2021	31500	Bank Charges	0.60
29/01/2021	31500	Bank Charges	0.60

---



Karen Glover Super Fund

# Pension Non Deductible Expense Report

For The Period 01 July 2020 - 30 June 2021

---

	Date	Account Code	Account Description	Amount	Expense %	Deductible	Non Deductible	
<b>Label J</b>								
	05/02/2021	30100	Accountancy Fees	610.00				
	31/12/2020	31500	Bank Charges	0.60				
	27/04/2021	30800	ASIC Fees	137.00				
	20/05/2021	30800	ASIC Fees	258.00				
	22/10/2020	30100	Accountancy Fees	85.00				
	31/05/2021	31500	Bank Charges	1.20				
	26/02/2021	31500	Bank Charges	0.60				
			<b>Total</b>	1,097.80	0.000 %	1,097.80	0.00	
						<b>Total Segment Expenses</b>	<b>2,917.06</b>	<b>0.00</b>
						<b>Total Expenses *</b>	<b>2,917.06</b>	<b>0.00</b>

---

\* General expense percentage - 0.000 %

\* Investment expense percentage - 0.000 %

---

# Karen Glover Super Fund

## Statement of Taxable Income

For the year ended 30 June 2021

	2021
	\$
Benefits accrued as a result of operations	24,719.68
<b>Less</b>	
Other Non Taxable Income	(15,827.51)
Increase in MV of investments	76,896.67
Realised Accounting Capital Gains	(3,146.56)
	<u>57,922.60</u>
<b>Add</b>	
Franking Credits	1,327.11
Foreign Credits	347.53
Benefits Paid/Transfers Out	50,000.00
	<u>51,674.64</u>
SMSF Annual Return Rounding	(0.72)
	<u>18,471.00</u>
<b>Taxable Income or Loss</b>	<u>18,471.00</u>
Income Tax on Taxable Income or Loss	2,770.65
<b>Less</b>	
Franking Credits	1,327.11
Foreign Credits	347.53
	<u>1,096.01</u>
<b>CURRENT TAX OR REFUND</b>	<u>1,096.01</u>
Supervisory Levy	259.00
Income Tax Instalments Paid	(996.00)
	<u>359.01</u>
<b>AMOUNT DUE OR REFUNDABLE</b>	<u>359.01</u>

Karen Glover Super Fund

# Tax Reconciliation Report

For the year ended 30 June 2021

Tax Return Label	Date	Account Code	Account Name	Amount \$
<b>C - Income - Gross interest</b>				
	31/07/2020	25000/ANZ467748565	ANZ Business Premium Saver 4677-48565	2.77
	31/08/2020	25000/ANZ467748565	ANZ Business Premium Saver 4677-48565	2.79
	30/09/2020	25000/ANZ467748565	ANZ Business Premium Saver 4677-48565	2.73
	30/10/2020	25000/ANZ467748565	ANZ Business Premium Saver 4677-48565	2.76
	30/11/2020	25000/ANZ467748565	ANZ Business Premium Saver 4677-48565	2.87
	31/12/2020	25000/ANZ467748565	ANZ Business Premium Saver 4677-48565	2.91
	29/01/2021	25000/ANZ467748565	ANZ Business Premium Saver 4677-48565	2.77
	26/02/2021	25000/ANZ467748565	ANZ Business Premium Saver 4677-48565	2.70
	31/03/2021	25000/ANZ467748565	ANZ Business Premium Saver 4677-48565	3.23
	30/04/2021	25000/ANZ467748565	ANZ Business Premium Saver 4677-48565	2.98
	31/05/2021	25000/ANZ467748565	ANZ Business Premium Saver 4677-48565	3.11
	30/06/2021	25000/ANZ467748565	ANZ Business Premium Saver 4677-48565	2.44
<b>Sub-Total</b>				<b>34.06</b>
<b>Ignore Cents</b>				<b>0.06</b>
<b>Total</b>				<b>34.00</b>
<b>D1 - Income - Gross foreign income</b>				
	02/07/2020	23900/PHM.NYE1	PulteGroup Inc	69.33
	22/07/2020	23900/CMCSA.NDQ1	Comcast Corp - Ordinary Shares - Class A	100.01
	31/07/2020	23900/QQQ.NDQ2	Invesco Capital Management LLC - Invesco QQQ Trust Series 1	187.63
	10/09/2020	23900/RTX.NYE	Raytheon Technologies Corporation	138.33
	15/09/2020	23900/TSN.NYE2	Tyson Foods, Inc. - Ordinary Shares - Class A	125.52
	19/10/2020	23900/SQM.NYE2	Sociedad Quimica Y Minera de Chile S.A. - ADR	222.75
	28/10/2020	23900/CMCSA.NDQ1	Comcast Corp - Ordinary Shares - Class A	100.11
	27/11/2020	23900/SBUX.NDQ1	Starbucks Corp.	104.34
	08/12/2020	23900/AMGN.NDQ2	AMGEN Inc.	131.43
	14/12/2020	23900/TSN.NYE2	Tyson Foods, Inc. - Ordinary Shares - Class A	138.70
	17/12/2020	23900/FPH.AX	Fisher & Paykel Healthcare Corporation Limited	54.80
	28/12/2020	23900/NTES.NDQ1	NetEase Inc - ADR	40.38
	31/12/2020	23900/QQQ.NDQ2	Invesco Capital Management LLC - Invesco QQQ Trust Series 1	309.75
	15/03/2021	23900/TSN.NYE2	Tyson Foods, Inc. - Ordinary Shares - Class A	134.96
	26/03/2021	23900/NTES.NDQ1	NetEase Inc - ADR	12.37
	18/05/2021	23900/SQM.NYE2	Sociedad Quimica Y Minera de Chile S.A. - ADR	8.41
	28/05/2021	23900/SBUX.NDQ1	Starbucks Corp.	91.43
	15/06/2021	23900/TSN.NYE2	Tyson Foods, Inc. - Ordinary Shares -	135.53

# Karen Glover Super Fund

## Tax Reconciliation Report

For the year ended 30 June 2021

Tax Return Label	Date	Account Code	Account Name	Amount \$
<b>D1 - Income - Gross foreign income</b>				
			Class A	
	21/06/2021	23900/NTES.NDQ1	NetEase Inc - ADR	62.80
<b>Sub-Total</b>				<b>2,168.58</b>
<b>Ignore Cents</b>				<b>0.58</b>
<b>Total</b>				<b>2,168.00</b>
<b>D - Income - Net foreign income</b>				
	02/07/2020	23900/PHM.NYE1	PulteGroup Inc	69.33
	22/07/2020	23900/CMCSA.NDQ1	Comcast Corp - Ordinary Shares - Class A	100.01
	31/07/2020	23900/QQQ.NDQ2	Invesco Capital Management LLC - Invesco QQQ Trust Series 1	187.63
	10/09/2020	23900/RTX.NYE	Raytheon Technologies Corporation	138.33
	15/09/2020	23900/TSN.NYE2	Tyson Foods, Inc. - Ordinary Shares - Class A	125.52
	19/10/2020	23900/SQM.NYE2	Sociedad Quimica Y Minera de Chile S.A. - ADR	222.75
	28/10/2020	23900/CMCSA.NDQ1	Comcast Corp - Ordinary Shares - Class A	100.11
	27/11/2020	23900/SBUX.NDQ1	Starbucks Corp.	104.34
	08/12/2020	23900/AMGN.NDQ2	AMGEN Inc.	131.43
	14/12/2020	23900/TSN.NYE2	Tyson Foods, Inc. - Ordinary Shares - Class A	138.70
	17/12/2020	23900/FPH.AX	Fisher & Paykel Healthcare Corporation Limited	54.80
	28/12/2020	23900/NTES.NDQ1	NetEase Inc - ADR	40.38
	31/12/2020	23900/QQQ.NDQ2	Invesco Capital Management LLC - Invesco QQQ Trust Series 1	309.75
	15/03/2021	23900/TSN.NYE2	Tyson Foods, Inc. - Ordinary Shares - Class A	134.96
	26/03/2021	23900/NTES.NDQ1	NetEase Inc - ADR	12.37
	18/05/2021	23900/SQM.NYE2	Sociedad Quimica Y Minera de Chile S.A. - ADR	8.41
	28/05/2021	23900/SBUX.NDQ1	Starbucks Corp.	91.43
	15/06/2021	23900/TSN.NYE2	Tyson Foods, Inc. - Ordinary Shares - Class A	135.53
	21/06/2021	23900/NTES.NDQ1	NetEase Inc - ADR	62.80
<b>Sub-Total</b>				<b>2,168.58</b>
<b>Ignore Cents</b>				<b>0.58</b>
<b>Total</b>				<b>2,168.00</b>
<b>J - Unfranked dividend amount</b>				
	15/10/2020	23900/IJH.AX	Ishares S&p Mid-cap Etf	323.05
	07/01/2021	23900/IJH.AX	Ishares S&p Mid-cap Etf	219.21
	16/04/2021	23900/IJH.AX	Ishares S&p Mid-cap Etf	251.78
<b>Sub-Total</b>				<b>794.04</b>
<b>Ignore Cents</b>				<b>0.04</b>
<b>Total</b>				<b>794.00</b>
<b>K - Franked dividend amount</b>				
	14/07/2020	23900/TPM.AX	Tpg Telecom Limited	700.73

# Karen Glover Super Fund

## Tax Reconciliation Report

For the year ended 30 June 2021

Tax Return Label	Date	Account Code	Account Name	Amount \$
<b>K - Franked dividend amount</b>				
	17/09/2020	23900/RIO.AX	RIO Tinto Limited	255.43
	22/09/2020	23900/REA.AX	REA Group Ltd	60.50
	23/09/2020	23900/BHP.AX	BHP Group Limited	233.91
	28/09/2020	23900/NCM.AX	Newcrest Mining Limited	88.01
	14/12/2020	23900/CSR.AX	CSR Limited	331.00
	21/12/2020	23900/WBC.AX	Westpac Banking Corporation	196.54
	30/12/2020	23900/ALL.AX	Aristocrat Leisure Limited	44.40
	15/03/2021	23900/JBH.AX	Jb Hi-fi Limited	446.40
	01/04/2021	23900/WES.AX	Wesfarmers Limited	215.60
	15/04/2021	23900/WOW.AX	Woolworths Group Limited	156.35
	25/06/2021	23900/WBC.AX	Westpac Banking Corporation	367.72
<b>Sub-Total</b>				<b>3,096.59</b>
<b>Ignore Cents</b>				<b>0.59</b>
<b>Total</b>				<b>3,096.00</b>
<b>L - Income - Dividend franking credit</b>				
	14/07/2020	23900/TPM.AX	Tpg Telecom Limited	300.31
	17/09/2020	23900/RIO.AX	RIO Tinto Limited	109.47
	22/09/2020	23900/REA.AX	REA Group Ltd	25.93
	23/09/2020	23900/BHP.AX	BHP Group Limited	100.25
	28/09/2020	23900/NCM.AX	Newcrest Mining Limited	37.72
	14/12/2020	23900/CSR.AX	CSR Limited	141.86
	21/12/2020	23900/WBC.AX	Westpac Banking Corporation	84.23
	30/12/2020	23900/ALL.AX	Aristocrat Leisure Limited	19.03
	15/03/2021	23900/JBH.AX	Jb Hi-fi Limited	191.31
	01/04/2021	23900/WES.AX	Wesfarmers Limited	92.40
	15/04/2021	23900/WOW.AX	Woolworths Group Limited	67.01
	25/06/2021	23900/WBC.AX	Westpac Banking Corporation	157.59
<b>Sub-Total</b>				<b>1,327.11</b>
<b>Ignore Cents</b>				<b>0.11</b>
<b>Total</b>				<b>1,327.00</b>
<b>R1 - Assessable employer contributions</b>				
	09/07/2020	24200/GLOKAR00001A	(Contributions) Glover, Karen - Accumulation (Accumulation)	433.73
	23/07/2020	24200/GLOKAR00001A	(Contributions) Glover, Karen - Accumulation (Accumulation)	445.38
	06/08/2020	24200/GLOKAR00001A	(Contributions) Glover, Karen - Accumulation (Accumulation)	410.60
	20/08/2020	24200/GLOKAR00001A	(Contributions) Glover, Karen - Accumulation (Accumulation)	410.60
	03/09/2020	24200/GLOKAR00001A	(Contributions) Glover, Karen - Accumulation (Accumulation)	413.11
	17/09/2020	24200/GLOKAR00001A	(Contributions) Glover, Karen - Accumulation (Accumulation)	421.90
	01/10/2020	24200/GLOKAR00001A	(Contributions) Glover, Karen - Accumulation (Accumulation)	421.90
	15/10/2020	24200/GLOKAR00001A	(Contributions) Glover, Karen - Accumulation (Accumulation)	421.90

**Karen Glover Super Fund**

**Tax Reconciliation Report**

For the year ended 30 June 2021

Tax Return Label	Date	Account Code	Account Name	Amount \$
<b>R1 - Assessable employer contributions</b>				
	29/10/2020	24200/GLOKAR00001A	(Contributions) Glover, Karen - Accumulation (Accumulation)	421.90
	12/11/2020	24200/GLOKAR00001A	(Contributions) Glover, Karen - Accumulation (Accumulation)	421.90
	26/11/2020	24200/GLOKAR00001A	(Contributions) Glover, Karen - Accumulation (Accumulation)	421.90
	26/11/2020	24200/GLOKAR00001A	(Contributions) Glover, Karen - Accumulation (Accumulation)	150.00
	10/12/2020	24200/GLOKAR00001A	(Contributions) Glover, Karen - Accumulation (Accumulation)	421.90
	10/12/2020	24200/GLOKAR00001A	(Contributions) Glover, Karen - Accumulation (Accumulation)	150.00
	24/12/2020	24200/GLOKAR00001A	(Contributions) Glover, Karen - Accumulation (Accumulation)	441.31
	24/12/2020	24200/GLOKAR00001A	(Contributions) Glover, Karen - Accumulation (Accumulation)	150.00
	07/01/2021	24200/GLOKAR00001A	(Contributions) Glover, Karen - Accumulation (Accumulation)	480.15
	07/01/2021	24200/GLOKAR00001A	(Contributions) Glover, Karen - Accumulation (Accumulation)	150.00
	21/01/2021	24200/GLOKAR00001A	(Contributions) Glover, Karen - Accumulation (Accumulation)	480.15
	21/01/2021	24200/GLOKAR00001A	(Contributions) Glover, Karen - Accumulation (Accumulation)	150.00
	04/02/2021	24200/GLOKAR00001A	(Contributions) Glover, Karen - Accumulation (Accumulation)	465.71
	04/02/2021	24200/GLOKAR00001A	(Contributions) Glover, Karen - Accumulation (Accumulation)	150.00
	18/02/2021	24200/GLOKAR00001A	(Contributions) Glover, Karen - Accumulation (Accumulation)	421.90
	18/02/2021	24200/GLOKAR00001A	(Contributions) Glover, Karen - Accumulation (Accumulation)	150.00
	04/03/2021	24200/GLOKAR00001A	(Contributions) Glover, Karen - Accumulation (Accumulation)	443.74
	04/03/2021	24200/GLOKAR00001A	(Contributions) Glover, Karen - Accumulation (Accumulation)	150.00
	18/03/2021	24200/GLOKAR00001A	(Contributions) Glover, Karen - Accumulation (Accumulation)	421.90
	18/03/2021	24200/GLOKAR00001A	(Contributions) Glover, Karen - Accumulation (Accumulation)	150.00
	01/04/2021	24200/GLOKAR00001A	(Contributions) Glover, Karen - Accumulation (Accumulation)	454.26
	01/04/2021	24200/GLOKAR00001A	(Contributions) Glover, Karen - Accumulation (Accumulation)	150.00
	15/04/2021	24200/GLOKAR00001A	(Contributions) Glover, Karen - Accumulation (Accumulation)	451.02
	15/04/2021	24200/GLOKAR00001A	(Contributions) Glover, Karen - Accumulation (Accumulation)	150.00
	29/04/2021	24200/GLOKAR00001A	(Contributions) Glover, Karen - Accumulation (Accumulation)	421.89
	29/04/2021	24200/GLOKAR00001A	(Contributions) Glover, Karen - Accumulation (Accumulation)	150.00
	13/05/2021	24200/GLOKAR00001A	(Contributions) Glover, Karen - Accumulation (Accumulation)	474.67
	13/05/2021	24200/GLOKAR00001A	(Contributions) Glover, Karen - Accumulation (Accumulation)	150.00
	27/05/2021	24200/GLOKAR00001A	(Contributions) Glover, Karen - Accumulation (Accumulation)	489.76
	27/05/2021	24200/GLOKAR00001A	(Contributions) Glover, Karen - Accumulation (Accumulation)	150.00
	10/06/2021	24200/GLOKAR00001A	(Contributions) Glover, Karen - Accumulation (Accumulation)	489.76

# Karen Glover Super Fund

## Tax Reconciliation Report

For the year ended 30 June 2021

Tax Return Label	Date	Account Code	Account Name	Amount \$
<b>R1 - Assessable employer contributions</b>				
	10/06/2021	24200/GLOKAR00001A	(Contributions) Glover, Karen - Accumulation (Accumulation)	150.00
	24/06/2021	24200/GLOKAR00001A	(Contributions) Glover, Karen - Accumulation (Accumulation)	489.76
	24/06/2021	24200/GLOKAR00001A	(Contributions) Glover, Karen - Accumulation (Accumulation)	150.00
<b>Sub-Total</b>				<b>13,892.70</b>
<b>Ignore Cents</b>				<b>0.70</b>
<b>Total</b>				<b>13,892.00</b>
<b>R - Assessable contributions (R1 plus R2 plus R3 less R6)</b>				
			Assessable employer contributions	13,892.70
<b>Sub-Total</b>				<b>13,892.70</b>
<b>Ignore Cents</b>				<b>0.70</b>
<b>Total</b>				<b>13,892.00</b>
<b>S - Income - Other income</b>				
	04/11/2020	26500/SAXOAUDAC	Saxo AUD Cash Account	3.30
	04/11/2020	26500/SAXOAUDAC	Saxo AUD Cash Account	3.48
	04/11/2020	26500/SAXOUSDAC	Saxo USD Cash Account	7.54
	04/11/2020	26500/SAXOUSDAC	Saxo USD Cash Account	61.38
<b>Sub-Total</b>				<b>75.70</b>
<b>Ignore Cents</b>				<b>0.70</b>
<b>Total</b>				<b>75.00</b>
<b>W - GROSS INCOME (Sum of labels A to U)</b>				
				21,386.00
<b>Sub-Total</b>				<b>21,386.00</b>
<b>Ignore Cents</b>				<b>0.00</b>
<b>Total</b>				<b>21,386.00</b>
<b>V - TOTAL ASSESSABLE INCOME (W less Y)</b>				
				21,386.00
<b>Sub-Total</b>				<b>21,386.00</b>
<b>Ignore Cents</b>				<b>0.00</b>
<b>Total</b>				<b>21,386.00</b>
<b>A1 - Expenses - Interest expenses within Australia</b>				
	31/03/2021	37900	Interest Paid	16.32
<b>Sub-Total</b>				<b>16.32</b>
<b>Ignore Cents</b>				<b>0.32</b>
<b>Total</b>				<b>16.00</b>
<b>H1 - Expenses - SMSF auditor fee</b>				
	22/10/2020	30700	Auditor's Remuneration	450.00
<b>Sub-Total</b>				<b>450.00</b>
<b>Ignore Cents</b>				<b>0.00</b>
<b>Total</b>				<b>450.00</b>

Karen Glover Super Fund

# Tax Reconciliation Report

For the year ended 30 June 2021

Tax Return Label	Date	Account Code	Account Name	Amount \$
<b>I1 - Expenses - Investment expenses</b>				
	01/09/2020	37500/00065	Investment Expenses	27.50
	02/10/2020	37500/00065	Investment Expenses	55.00
	02/11/2020	37500/00065	Investment Expenses	55.00
	02/07/2020	37500/00065	Investment Expenses	55.00
	01/09/2020	37500/00065	Investment Expenses	55.00
	03/08/2020	37500/00065	Investment Expenses	55.00
	02/12/2020	37500/00065	Investment Expenses	27.50
	02/03/2021	37500/00065	Investment Expenses	27.50
	04/01/2021	37500/00065	Investment Expenses	27.50
	01/04/2021	37500/00065	Investment Expenses	27.50
	02/07/2020	37500/00065	Investment Expenses	27.50
	01/02/2021	37500/00065	Investment Expenses	27.50
	03/08/2020	37500/00065	Investment Expenses	27.50
	02/11/2020	37500/00065	Investment Expenses	27.50
	01/06/2021	37500/00065	Investment Expenses	55.00
	02/12/2020	37500/00065	Investment Expenses	55.00
	03/05/2021	37500/00065	Investment Expenses	27.50
	02/03/2021	37500/00065	Investment Expenses	55.00
	02/10/2020	37500/00065	Investment Expenses	27.50
	01/06/2021	37500/00065	Investment Expenses	27.50
	01/02/2021	37500/00065	Investment Expenses	55.00
	04/01/2021	37500/00065	Investment Expenses	55.00
	03/05/2021	37500/00065	Investment Expenses	55.00
	01/04/2021	37500/00065	Investment Expenses	55.00
	01/09/2020	37500/00065	Investment Expenses	31.25
	01/07/2020	37500/00065	Investment Expenses	30.47
	03/08/2020	37500/00065	Investment Expenses	7.87
	01/10/2020	37500/00065	Investment Expenses	20.99
	01/02/2021	37500/00065	Investment Expenses	40.03
	02/11/2020	37500/00065	Investment Expenses	17.76
	04/01/2021	37500/00065	Investment Expenses	37.65
	01/03/2021	37500/00065	Investment Expenses	36.36
	01/06/2021	37500/00065	Investment Expenses	34.03
	01/12/2020	37500/00065	Investment Expenses	16.08
	03/05/2021	37500/00065	Investment Expenses	33.69
	01/04/2021	37500/00065	Investment Expenses	23.78
	01/07/2020	37500/00065	Investment Expenses	3.05
	01/02/2021	37500/00065	Investment Expenses	4.00
	03/08/2020	37500/00065	Investment Expenses	0.79
	01/12/2020	37500/00065	Investment Expenses	1.60
	01/10/2020	37500/00065	Investment Expenses	2.10
	02/11/2020	37500/00065	Investment Expenses	1.77
	01/04/2021	37500/00065	Investment Expenses	2.37



Karen Glover Super Fund

# Tax Reconciliation Report

For the year ended 30 June 2021

Tax Return Label	Date	Account Code	Account Name	Amount \$
<b>I1 - Expenses - Investment expenses</b>				
	01/09/2020	37500/00065	Investment Expenses	3.13
	01/03/2021	37500/00065	Investment Expenses	3.64
	01/06/2021	37500/00065	Investment Expenses	3.40
	04/01/2021	37500/00065	Investment Expenses	3.76
	03/05/2021	37500/00065	Investment Expenses	3.37
<b>Sub-Total</b>				<b>1,352.94</b>
<b>Ignore Cents</b>				<b>0.94</b>
<b>Total</b>				<b>1,352.00</b>
<b>J1 - Expenses - Management and administration expenses</b>				
	22/10/2020	30100	Accountancy Fees	85.00
	05/02/2021	30100	Accountancy Fees	610.00
	27/04/2021	30800	ASIC Fees	137.00
	20/05/2021	30800	ASIC Fees	258.00
	30/10/2020	31500	Bank Charges	0.60
	31/12/2020	31500	Bank Charges	0.60
	29/01/2021	31500	Bank Charges	0.60
	26/02/2021	31500	Bank Charges	0.60
	26/02/2021	31500	Bank Charges	0.60
	31/03/2021	31500	Bank Charges	0.60
	30/04/2021	31500	Bank Charges	1.20
	30/04/2021	31500	Bank Charges	1.80
	31/05/2021	31500	Bank Charges	1.20
<b>Sub-Total</b>				<b>1,097.80</b>
<b>Ignore Cents</b>				<b>0.80</b>
<b>Total</b>				<b>1,097.00</b>
<b>N - TOTAL DEDUCTIONS</b>				2,915.00
<b>Sub-Total</b>				<b>2,915.00</b>
<b>Ignore Cents</b>				<b>0.00</b>
<b>Total</b>				<b>2,915.00</b>
<b>O - TAXABLE INCOME OR LOSS</b>				18,471.00
<b>Sub-Total</b>				<b>18,471.00</b>
<b>Ignore Cents</b>				<b>0.00</b>
<b>Total</b>				<b>18,471.00</b>
<b>Z - TOTAL SMSF EXPENSES</b>				2,915.00
<b>Sub-Total</b>				<b>2,915.00</b>
<b>Ignore Cents</b>				<b>0.00</b>
<b>Total</b>				<b>2,915.00</b>
<b>A - Taxable income</b>				

# Karen Glover Super Fund

## Tax Reconciliation Report

For the year ended 30 June 2021

Tax Return Label	Date	Account Code	Account Name	Amount \$
<b>A - Taxable income</b>				
				18,471.00
<b>Sub-Total</b>				<b>18,471.00</b>
<b>Ignore Cents</b>				<b>0.00</b>
<b>Total</b>				<b>18,471.00</b>
<b>T1 - Tax on taxable income</b>				
				2,770.65
<b>Sub-Total</b>				<b>2,770.65</b>
<b>Ignore Cents</b>				<b>0.00</b>
<b>Total</b>				<b>2,770.65</b>
<b>B - Gross Tax</b>				
				2,770.65
<b>Sub-Total</b>				<b>2,770.65</b>
<b>Ignore Cents</b>				<b>0.00</b>
<b>Total</b>				<b>2,770.65</b>
<b>C1 - Foreign income tax offset</b>				
	02/07/2020	23900/PHM.NYE1	PulteGroup Inc	10.40
	22/07/2020	23900/CMCSA.NDQ1	Comcast Corp - Ordinary Shares - Class A	15.00
	31/07/2020	23900/QQQ.NDQ2	Invesco Capital Management LLC - Invesco QQQ Trust Series 1	28.14
	10/09/2020	23900/RTX.NYE	Raytheon Technologies Corporation	20.76
	15/09/2020	23900/TSN.NYE2	Tyson Foods, Inc. - Ordinary Shares - Class A	18.83
	19/10/2020	23900/SQM.NYE2	Sociedad Quimica Y Minera de Chile S.A. - ADR	77.96
	28/10/2020	23900/CMCSA.NDQ1	Comcast Corp - Ordinary Shares - Class A	15.02
	27/11/2020	23900/SBUX.NDQ1	Starbucks Corp.	15.65
	08/12/2020	23900/AMGN.NDQ2	AMGEN Inc.	19.71
	14/12/2020	23900/TSN.NYE2	Tyson Foods, Inc. - Ordinary Shares - Class A	20.81
	28/12/2020	23900/NTES.NDQ1	NetEase Inc - ADR	0.51
	31/12/2020	23900/QQQ.NDQ2	Invesco Capital Management LLC - Invesco QQQ Trust Series 1	46.47
	15/03/2021	23900/TSN.NYE2	Tyson Foods, Inc. - Ordinary Shares - Class A	20.25
	26/03/2021	23900/NTES.NDQ1	NetEase Inc - ADR	0.51
	18/05/2021	23900/SQM.NYE2	Sociedad Quimica Y Minera de Chile S.A. - ADR	2.94
	28/05/2021	23900/SBUX.NDQ1	Starbucks Corp.	13.72
	15/06/2021	23900/TSN.NYE2	Tyson Foods, Inc. - Ordinary Shares - Class A	20.33
	21/06/2021	23900/NTES.NDQ1	NetEase Inc - ADR	0.52
<b>Sub-Total</b>				<b>347.53</b>
<b>Ignore Cents</b>				<b>0.00</b>
<b>Total</b>				<b>347.53</b>
<b>C - Non-refundable non-carry forward tax offsets</b>				

# Karen Glover Super Fund

## Tax Reconciliation Report

For the year ended 30 June 2021

Tax Return Label	Date	Account Code	Account Name	Amount \$
<b>C - Non-refundable non-carry forward tax offsets</b>				
				347.53
<b>Sub-Total</b>				<b>347.53</b>
<b>Ignore Cents</b>				<b>0.00</b>
<b>Total</b>				<b>347.53</b>
<b>T2 - SUBTOTAL</b>				
				2,423.12
<b>Sub-Total</b>				<b>2,423.12</b>
<b>Ignore Cents</b>				<b>0.00</b>
<b>Total</b>				<b>2,423.12</b>
<b>T3 - SUBTOTAL 2</b>				
				2,423.12
<b>Sub-Total</b>				<b>2,423.12</b>
<b>Ignore Cents</b>				<b>0.00</b>
<b>Total</b>				<b>2,423.12</b>
<b>E1 - Complying fund's franking credits tax offset</b>				
	14/07/2020	23900/TPM.AX	Tpg Telecom Limited	300.31
	17/09/2020	23900/RIO.AX	RIO Tinto Limited	109.47
	22/09/2020	23900/REA.AX	REA Group Ltd	25.93
	23/09/2020	23900/BHP.AX	BHP Group Limited	100.25
	28/09/2020	23900/NCM.AX	Newcrest Mining Limited	37.72
	14/12/2020	23900/CSR.AX	CSR Limited	141.86
	21/12/2020	23900/WBC.AX	Westpac Banking Corporation	84.23
	30/12/2020	23900/ALL.AX	Aristocrat Leisure Limited	19.03
	15/03/2021	23900/JBH.AX	Jb Hi-fi Limited	191.31
	01/04/2021	23900/WES.AX	Wesfarmers Limited	92.40
	15/04/2021	23900/WOW.AX	Woolworths Group Limited	67.01
	25/06/2021	23900/WBC.AX	Westpac Banking Corporation	157.59
<b>Sub-Total</b>				<b>1,327.11</b>
<b>Ignore Cents</b>				<b>0.00</b>
<b>Total</b>				<b>1,327.11</b>
<b>E - Refundable tax offsets</b>				
				1,327.11
<b>Sub-Total</b>				<b>1,327.11</b>
<b>Ignore Cents</b>				<b>0.00</b>
<b>Total</b>				<b>1,327.11</b>
<b>T5 - TAX PAYABLE</b>				
				1,096.01
<b>Sub-Total</b>				<b>1,096.01</b>
<b>Ignore Cents</b>				<b>0.00</b>
<b>Total</b>				<b>1,096.01</b>

## Karen Glover Super Fund

# Tax Reconciliation Report

For the year ended 30 June 2021

Tax Return Label	Date	Account Code	Account Name	Amount \$
<b>K - PAYG instalments raised</b>				
	21/10/2020	85000	Income Tax Payable/Refundable	249.00
	25/02/2021	85000	Income Tax Payable/Refundable	249.00
	27/04/2021	85000	Income Tax Payable/Refundable	249.00
	30/06/2021	85000	Income Tax Payable/Refundable	249.00
<b>Sub-Total</b>				<b>996.00</b>
<b>Ignore Cents</b>				<b>0.00</b>
<b>Total</b>				<b>996.00</b>
<b>L - Supervisory levy</b>				
				259.00
<b>Sub-Total</b>				<b>259.00</b>
<b>Ignore Cents</b>				<b>0.00</b>
<b>Total</b>				<b>259.00</b>
<b>S - AMOUNT DUE OR REFUNDABLE</b>				
				359.01
<b>Sub-Total</b>				<b>359.01</b>
<b>Ignore Cents</b>				<b>0.00</b>
<b>Total</b>				<b>359.01</b>



**Australian Government**  
**Australian Taxation Office**

**Agent** SUPERHELP AUSTRALIA PTY LTD  
**Client** THE TRUSTEE FOR KAREN  
GLOVER SUPER FUND  
**ABN** 50 627 519 518  
**TFN** 496 653 310

## Income tax 002

<b>Date generated</b>	16/08/2022
<b>Overdue</b>	\$0.00
<b>Not yet due</b>	\$0.00
<b>Balance</b>	\$0.00

## Transactions

9 results found - from **01 May 2020** to **16 August 2022** sorted by **processed date** ordered **newest to oldest**

Processed date	Effective date	Description	Debit (DR)	Credit (CR)	Balance
8 Mar 2022	8 Mar 2022	General interest charge			\$0.00
8 Mar 2022	7 Mar 2022	Payment received		\$1,710.73	\$0.00
2 Aug 2021	2 Aug 2021	General interest charge			\$1,710.73 DR
13 Jul 2021	9 Aug 2021	Tax Office initiated amended Tax return Self Man Superfund - Income Tax for the period from 01 Jul 19 to 30 Jun 20		\$0.00	\$1,710.73 DR
1 Jun 2021	1 Jun 2021	General interest charge			\$1,710.73 DR
10 Feb 2021	17 May 2021	Tax return Self Man Superfund - Income Tax for the period from 01 Jul 19 to 30 Jun 20	\$1,710.73		\$1,710.73 DR
1 Jun 2020	1 Jun 2020	General interest charge			\$0.00
15 May 2020	27 Mar 2020	Tax return Self Man Superfund - Income Tax for the period from 01 Jul 18 to 30 Jun 19	\$1,257.59		\$0.00
12 May 2020	11 May 2020	Payment received		\$1,257.59	\$1,257.59 CR



Australian Government  
Australian Taxation Office

## PAYG Instalments report 2021

**Tax Agent** 72357001

**Last Updated** 13/08/2022

<b>TFN</b>	<b>Client Name</b>	<b>Quarter 1 (\$)</b>	<b>Quarter 2 (\$)</b>	<b>Quarter 3 (\$)</b>	<b>Quarter 4 (\$)</b>	<b>Total Instalment (\$)</b>
496653310	THE TRUSTEE FOR KAREN GLOVER SUPER FUND	249.00	249.00	249.00	249.00	996.00

**Total No of Clients: 1**

# 86000 - PAYG Payable

2021 Financial Year

Preparer Jelly Cadiang

Reviewer Steven Lee

Status Completed

Account Code	Description	CY Balance	LY Balance	Change
86000	PAYG Payable	(\$249.00)	(\$262.00)	(4.96)%
<b>TOTAL</b>		<b>CY Balance</b>	<b>LY Balance</b>	
		(\$249.00)	(\$262.00)	

## Supporting Documents

- PAYG Payment Summary [Report](#)
- ATO Integrated.pdf [86000](#)

## Standard Checklist

- Attach copy of PAYG Payment Summary
- Confirm Transactions in ATO Portal

# PAYG Payment Summary - Superannuation Lump Sum

Payment summary for year ending 30 June 2021

Warning: This form has been designed to assist you to prepare the Australian Tax Office's PAYG Payment Summary Statement. It cannot be lodged with the Australian Tax Office and should not be given to fund members.

## Section A: Payee details

Tax file number

Surname or family name

Given name(s)

Residential address

Suburb/town/locality

State/territory

Postcode

Date of birth (if known)

## Section B: Payment details

Date of payment

TOTAL TAX WITHHELD \$

### Taxable component

Taxed element \$

Untaxed element \$

Tax-free component \$

Is this payment a death benefit? No  Yes

Type of death benefit  Trustee of deceased estate  or Non-dependant

## Section C: Payer details

**!** You must also complete this section

Australian business number (ABN) or withholding payer number (WPN)

Branch number

Name (use the same name that appears on your activity statement)

Privacy – For information about your privacy visit our website at [ato.gov.au/privacy](http://ato.gov.au/privacy)

DECLARATION – I declare that the information given on this form is complete and correct.

Signature of authorised person

Date

NOTICE TO PAYEE If this payment summary shows an amount in the total tax withheld box, you must lodge a tax return. If no tax was withheld, you may still have to lodge a tax return. If you have already lodged your tax return, you may need to lodge an amendment request. For more information about this payment summary, lodging your tax return or an amendment request, you can : - visit [www.ato.gov.au](http://www.ato.gov.au) - refer to TaxPack - phone 13 28 61





## Activity statement 004

<b>Date generated</b>	16/08/2022
<b>Overdue</b>	\$0.00
<b>Not yet due</b>	\$0.00
<b>Balance</b>	\$0.00

## Transactions

15 results found - from **01 May 2020** to **31 October 2021** sorted by **processed date** ordered **newest to oldest**

Processed date	Effective date	Description	Debit (DR)	Credit (CR)	Balance
31 Oct 2021	31 Oct 2021	General interest charge			\$249.00 DR
31 Oct 2021	28 Oct 2021	Original Activity Statement for the period ending 30 Sep 21 - PAYG Instalments	\$428.00		\$249.00 DR
7 Oct 2021	7 Oct 2021	General interest charge			\$179.00 CR
7 Oct 2021	6 Oct 2021	Payment received		\$428.00	\$179.00 CR
2 Aug 2021	2 Aug 2021	General interest charge			\$249.00 DR
1 Aug 2021	28 Jul 2021	Original Activity Statement for the period ending 30 Jun 21 - PAYG Instalments	\$249.00		\$249.00 DR
2 May 2021	28 Apr 2021	Original Activity Statement for the period ending 31 Mar 21 - PAYG Instalments	\$249.00		\$0.00
28 Apr 2021	27 Apr 2021	Payment received		\$249.00	\$249.00 CR
8 Mar 2021	2 Mar 2021	Original Activity Statement for the period ending 31 Dec 20 - PAYG Instalments	\$249.00		\$0.00
26 Feb 2021	25 Feb 2021	Payment received		\$249.00	\$249.00 CR

<b>Processed date</b>	<b>Effective date</b>	<b>Description</b>	<b>Debit (DR)</b>	<b>Credit (CR)</b>	<b>Balance</b>
1 Nov 2020	28 Oct 2020	Original Activity Statement for the period ending 30 Sep 20 - PAYG Instalments	\$249.00		\$0.00
22 Oct 2020	21 Oct 2020	Payment received		\$249.00	\$249.00 CR
6 Sep 2020	6 Sep 2020	General interest charge			\$0.00
6 Sep 2020	28 Jul 2020	Original Activity Statement for the period ending 30 Jun 20 - PAYG Instalments	\$262.00		\$0.00
4 Aug 2020	3 Aug 2020	Payment received		\$262.00	\$262.00 CR

# 89000 - Deferred Tax Liability/Asset

2021 Financial Year

Preparer Jelly Cadiang

Reviewer Steven Lee

Status Completed

Account Code	Description	CY Balance	LY Balance	Change
89000	Deferred Tax Liability/Asset	(\$7,224.74)	(\$7.05)	102378.58%
<b>TOTAL</b>		<b>CY Balance</b>	<b>LY Balance</b>	
		(\$7,224.74)	(\$7.05)	

## Supporting Documents

- Deferred Tax Reconciliation Report [Report](#)

## Standard Checklist

- Attach all source documentation and confirmations of Liability
- Attach copy of Deferred Tax Reconciliation Report

## Karen Glover Super Fund

# Deferred Tax Reconciliation

For The Period 01 July 2020 - 30 June 2021

Investment Code	Investment Name	Revaluation/Tax Deferred	Permanent Difference (Non-Assessable)	Temporary Difference (Assessable)	Temporary Difference (Accumulation Portion)
<b>Revaluations</b>					
NCM.AX	Newcrest Mining Limited	(124.91)	(41.64)	(83.27)	(83.27)
RTX.NYE	Raytheon Technologies Corporation	2,818.75	939.58	1,879.17	1,879.17
EDV.AX	Endeavour Group Limited	154.71	51.57	103.14	103.14
UAL.NDQ	United Airlines Holdings Inc	(1,006.63)	(335.54)	(671.09)	(671.09)
CSR.AX	CSR Limited	4,228.32	1,409.44	2,818.88	2,818.88
FMG.AX	Fortescue Metals Group Ltd	649.60	216.53	433.07	433.07
TPM.AX	Tpg Telecom Limited	(2,300.91)	(766.97)	(1,533.94)	(1,533.94)
QAN.AX	Qantas Airways Limited	(25.78)	(8.59)	(17.19)	(17.19)
FPH.AX	Fisher & Paykel Healthcare Corporation Limited	(66.94)	(22.31)	(44.63)	(44.63)
SEK.AX	Seek Limited	486.18	162.06	324.12	324.12
PHM.NYE1	PulteGroup Inc	1,793.45	597.82	1,195.63	1,195.63
BHP.AX	BHP Group Limited	(307.89)	(102.63)	(205.26)	(205.26)
REA.AX	REA Group Ltd	(1,298.67)	(432.89)	(865.78)	(865.78)
TCL.AX	Transurban Group	482.99	161.00	321.99	321.99
CMCSA.NDQ1	Comcast Corp - Ordinary Shares - Class A	736.16	245.39	490.77	490.77
TUA.AX	Tuas Limited	3.32	1.11	2.21	2.21
ANZ.AX	Australia And New Zealand Banking Group Limited	(31.56)	(10.52)	(21.04)	(21.04)
QQQ.NDQ2	Invesco Capital Management LLC - Invesco QQQ Trust Series 1	15,479.74	5,159.91	10,319.83	10,319.83
FDX.NYE	Fedex Corp	3,888.84	1,296.28	2,592.56	2,592.56
HAE.NYE2	Haemonetics Corp.	3,051.15	1,017.05	2,034.10	2,034.10

**Karen Glover Super Fund****Deferred Tax Reconciliation**

For The Period 01 July 2020 - 30 June 2021

Investment Code	Investment Name	Revaluation/Tax Deferred	Permanent Difference (Non-Assessable)	Temporary Difference (Assessable)	Temporary Difference (Accumulation Portion)
MS.NYE2	Morgan Stanley	423.39	141.13	282.26	282.26
QCOM.NDQ10	Qualcomm, Inc.	1,922.55	640.85	1,281.70	1,281.70
WOW.AX	Woolworths Group Limited	962.97	320.99	641.98	641.98
BIIB.NDQ	Biogen Inc	7,973.09	2,657.70	5,315.39	5,315.39
SBUX.NDQ1	Starbucks Corp.	920.90	306.97	613.93	613.93
VLO.NYE1	Valero Energy Corp.	363.11	121.04	242.07	242.07
IJH.AX	Ishares S&p Mid-cap Etf	37,813.54	12,604.51	25,209.03	25,209.03
MU.NDQ6	Micron Technology Inc.	(632.23)	(210.74)	(421.49)	(421.49)
RIO.AX	RIO Tinto Limited	(578.01)	(192.67)	(385.34)	(385.34)
RHC.AX	Ramsay Health Care Limited	(882.56)	(294.19)	(588.37)	(588.37)
		76,896.67	25,632.24	51,264.43	51,264.43
<b>Total</b>		76,896.67	25,632.24	51,264.43	51,264.43

**Deferred Tax Liability (Asset) Summary**

<b>Opening Balance</b>	7.05
Current Year Transactions	7,689.66
Total Capital Losses	(471.98)
Total Tax Losses	0.00
Deferred Tax WriteBacks/Adjustment	0.00
Capital Loss carried forward recouped	0.00
Tax Loss carried forward recouped	0.00
Deferred Tax report rounding	0.01
<b>Closing Balance</b>	<hr/> 7,224.74 <hr/>

# A - Financial Statements

2021 Financial Year

---

**Preparer** Jelly Cadiang

**Reviewer** Steven Lee

**Status** Completed

## Supporting Documents

No supporting documents

## Standard Checklist

- Attach copy of Financial Statements
- Attach copy of SMSF Annual Return

## B - Permanent Documents

2021 Financial Year

---

**Preparer** Jelly Cadiang

**Reviewer** Steven Lee

**Status** Completed

### Supporting Documents

- Fund Summary Report Report
- Super Fund Lookup.pdf
- ABN Lookup.pdf

### Standard Checklist

- Attach latest copy of ASIC annual company statement (if corporate trustee)
- Ensure latest copies of ATO Trustee Declarations and ATO confirmation that the fund is a regulated fund is attached
- Ensure latest copies of trustee consents, member consents and registers are attached
- Ensure latest copy of trust deed (including amendments) are attached
- Use [Australian Business Register](#) to ensure details are correct
- Use [Super Fund Lookup](#) to check the eligibility to receive rollovers and contributions



# Karen Glover Super Fund

## Fund Summary Report

As at 30 June 2021

---

### Fund Details

Date Formed: 22/01/2018  
Tax File Number: Provided  
ABN: 50627519518

Period: 01/07/2020 - 30/06/2021  
Fund Type: SMSF  
GST Registered: No

### Postal Address:

1/46 Field Avenue  
Edithvale, Victoria 3196

### Physical Address:

1/46 Field Avenue  
Edithvale, Victoria 3196

### Members

Number of Members: 1

Name	Age	Member Accounts	Pension Accounts	Tax File Number	Beneficiary Details
Glover, Karen	58	1	0	Provided	Not Provided

### Fund Relationships

Relationship Type	Contact
Accountant	Superhelp Australia Pty Ltd
Auditor	Pinnacle Super Pty Ltd
Fund Contact	Glover, Karen
Tax Agent	Superhelp Australia Pty Ltd
Trustee	Karen Glover Super Fund Pty Ltd Glover, Karen



## Current details for ABN 50 627 519 518

### ABN details

Entity name:	The Trustee for Karen Glover Super Fund
ABN status:	Active from 22 Jan 2018
Entity type:	Superannuation Fund
Goods & Services Tax (GST):	Not currently registered for GST
Main business location:	VIC 3196

### Super Fund Lookup

[Use Super Fund Lookup](#) to check the eligibility of **The Trustee for Karen Glover Super Fund** to receive rollovers and contributions

### Deductible gift recipient status

Not entitled to receive tax deductible gifts

#### Disclaimer

The Registrar makes every reasonable effort to maintain current and accurate information on this site. The Commissioner of Taxation advises that if you use ABN Lookup for information about another entity for taxation purposes and that information turns out to be incorrect, in certain circumstances you will be protected from liability. For more information see [disclaimer](#)



## The Trustee for Karen Glover Super Fund

### ABN details

ABN:	50 627 519 518 <a href="#">View record on ABN Lookup</a>
ABN Status:	Active from 22 Jan 2018
Fund type:	ATO Regulated Self-Managed Superannuation Fund
Contact details:	U 1 46 FIELD AVE EDITHVALE VIC 3196 AUSTRALIA
Status:	Complying

### What does 'Complying' mean?

A 'Complying' SMSF:

- is a regulated fund
- is a resident of Australia, and
- has been issued with a [Notice of compliance](#)

### APRA Funds

See the [guidance](#) issued by APRA for further assistance in managing transfers and rollovers to SMSFs. Use the [ATO Business Portal](#) to verify a person is a member of the SMSF before completing a transfer or rollover.

### Superannuation guarantee payments

Contributions made to complying funds can qualify as Superannuation Guarantee (SG) payments. This record extract can be used to confirm this fund has been issued with a Notice of Compliance and is currently entitled to receive employer SG payments.

### Tax rates

Complying funds that meet [Superannuation Industry \(Supervision\) Act 1993](#) (SISA) standards qualify for [concessional tax rates](#).

Also refer to [frequently asked questions](#)

### Disclaimer

This extract is based on information supplied by superannuation entities to the Commissioner of Taxation.

**Important** Neither the Australian Government nor the ATO endorse or guarantee the performance of super funds.

## C - Other Documents

2021 Financial Year

---

**Preparer** Jelly Cadiang

**Reviewer** Steven Lee

**Status** Completed

### Supporting Documents

- Investment Strategy Plan 2020-21.pdf
- Signed\_admin\_ltrs.pdf

### Standard Checklist

- Attach copy of any SOAs issued during the Financial Year
- Attach copy of Investment Strategy
- Attach signed Engagement Letter
- Attach signed Trustee Representation Letter
- Attach Trustee Minutes prepared during the year



# Karen Glover's Investment Plan

## Mission Statement

---

*Investment in equities is a transformational process. It requires time and patience. Success comes from not the sprint but the marathon.*

---

To grow the starting investment capital of \$596730 by between 0% at worst case and 15% compounded per year over at least twenty years.

To actively continue to manage a **Core/Satellite Portfolio** with limited drawdown and maximum portfolio growth using ETF's and Stocks in both Australian and US Markets so that:

1. The funds allocated to this portfolio grow over the long term.
2. Karen's planned retirement at age 67 (2030) with at least \$30000 residual annual income, plus inflation (earlier if possible), potential to change to part time work at age 60 (this will reduce contributions to Super Fund).
3. Investment to reach at least \$1.8 million by retirement in 2030.

## Goals and Objectives

The overall objectives are:

- Use a simple, efficient, and structured process for long term active investing using Exchange Traded Funds (ETFs) and large-cap stocks, no leverage currently used.
- To accumulate a retirement nest egg that supports a comfortable retirement, including travel.
- To increase investment opportunities over time.

The **Reward Objective** or performance goal for the portfolio is to:

To achieve 4% Compounded Annual Return (CAR) better than the CAR of the S&P500 Total Return index. That is to achieve 12.91% CAR over twenty years.

The **Risk Objectives** for the portfolio are:

- This portfolio has a Risk Objective of a maximum of -25% drawdown as a result of using the strategy described under Method.
- If a -25% drawdown occurs, then execute a portfolio “shut-off valve” by closing all positions, going 100% into cash and await the next Buy signal to restart the strategy.
- Calculate the -25% drawdown from the highest peak reached by the portfolio, or from the most recent entry signal for the applicable ETF.

The **Skills objective** for the portfolio is:

- I will seek to improve my investing skills, investment mindset, market environment understanding, investing knowledge, strategy design, and explore opportunities to use leverage in the future.
- I will utilise all Sharewealth Systems training, webinars and events to learn, as well as other courses, books and mentors to increase my knowledge and skills.
- I am a consistent, mechanical investor – someone who uses an edge to stand forward and confidently trade. In doing so, I adhere to Mark Douglas’s Five Fundamental Truths:
  - *Anything can happen*
  - *You don't need to know what is going to happen next in order to make money*
  - *There is a random distribution between wins and losses for any given set of variables that define an edge*
  - *An edge is nothing more than an indicator of a higher probability of one thing happening over another*
  - *Every moment in the market is unique.*

## Method

Use SPA3 INVESTOR as the timing and risk management methodology to execute this Investment Plan.

- Started the portfolio with a Portfolio Value of \$597,110 on 1 July, 2018. Starting initially with \$50,000 and injecting further funds as skills and knowledge of investing, and confidence increase. Ultimately all funds to be invested in Portfolio, balance to remain in ANZ Bank Account in the meantime.

- Investment will be in both AUS and US markets, with Core/Satellite methodology used for both.
- The Core strategy is the Single Index ETF **Buy & Hold** strategy. One position in the Applicable ETF will be open at all times: (Revised Dec 2019, previously two Core/nine Satellite positions).
  - This is a long term strategy.
  - All dividends will be re-invested.
  - The use of timing on all or part of the Core will be reviewed within 8 years of retirement in 2030.
- The Satellite strategy is a large-cap stock Equal Weighting strategy. 10 positions in any of the Applicable Stocks will be open at any given time based on being:
  - An open trade according to SPA3 Investor.
  - Fill the ten Satellite positions on a first-come-first-served basis using SPA3 Investor entry signals.
  - When a SPA3 Investor entry/exit signal occurs for any of the Applicable Stocks, the Applicable Stocks Position Size **must** be invested/closed.
  - In the absence of new entry signals or missing a recent entry signal, new positions may be taken in any currently open trade providing its current price is lower than the close price of the bar one day after the original signal. That is, the current price is below the Action Price as shown in Beyond Charts and the SWS App.

In the event where there are multiple opportunities under this scenario the following criteria will be applied:

- i. A candidate whose price is within 2% of the ATR\_TS line will be selected first.
- In the instance of multiple opportunities under this scenario, priority will be given to the candidate closest to the ATR\_TS line.
    - i. Candidates whose prices are more than 2% above the ATR\_TS line will be selected on a Relative Strength basis where the candidate with the highest Relative Strength will be selected.
  - Contribute 15.9% of Salary per annum (Employer Contributions), to retirement savings until retirement. After sixty, contribute 8% of Salary (Salary Sacrifice) until retirement.
    - Adjust these amounts accordingly if the contribution limits are increased by the Government.

- Contributions should total \$150,000 over the ten years, excluding inflation adjustments.
- The fortnightly Employer Contribution is to be deposited into the Fund's ANZ Bank Account. This cash will be used to inject additional funds into the Portfolio as required.
- After the Applicable Stocks deposit dividends as cash into the IRA broker-dealer account, leave the cash there until SPA3 Investor signals to open a new position. Use the cash according to the Money Management rules in this Investment Plan.
  - Purchase Applicable Stocks on the next trading day after a SPA3 Investor Buy signal occurs using a Market on Open (MOO) order.
  - Sell Applicable Stocks on the next trading day after a SPA3 Investor Sell signal occurs using a Market on Open (MOO) order.

### Explanation of outperformance

**4% CAR** is at least the outperformance that the **Single Index ETF Buy & Hold** strategy with IJH achieved, including reinvestment of dividends and payment of ETF fees, over the S&P500 Total Return index in stress-tested simulation research of ETFs, as did the Equal Weighting strategy with stocks, over periods of around fifteen years.

The S&P500 ETF SPY achieved 8.8% CAR, including reinvestment of dividends and payment of ETF fees.

### Instruments used

The **US portfolio** will focus on one Applicable ETF and ten Applicable Stocks:

- IJH or QQQ is the Applicable ETF.
- AAPL, ADBE, AGN, AMGN, AMZN, ATVI, BA, BIIB, BSX, C, CELG, CMCSA, CSCO, FCX, FDX, GILD, GOOGL, HAE, ILMN, INTC, MS, MSFT, MU, NFLX, NKTR, NVDA, PHM, QCOM, RTN, SBUX, TSN & VLO are the Applicable Stocks.

The **AUS portfolio** will focus on one Applicable ETF and ten Applicable Stocks:

- IJH is the Applicable ETF.
- AFI, ALL, ALQ, ANZ, BHP, BSL, CBA, COH, CPU, CSL, CSR, FLT, FMG, ILU, JBH, JHX, MCQ, NAB, NCM, ORG, QAN, QBE, REA, RHC, RIO, TCL, TLS, TPM, WBC, WES, WOW are all Applicable Stocks.

Follow the Method in this Investment Plan as depicted in the Core Satellite diagram, showing US Portfolio in Figure IIP-1.



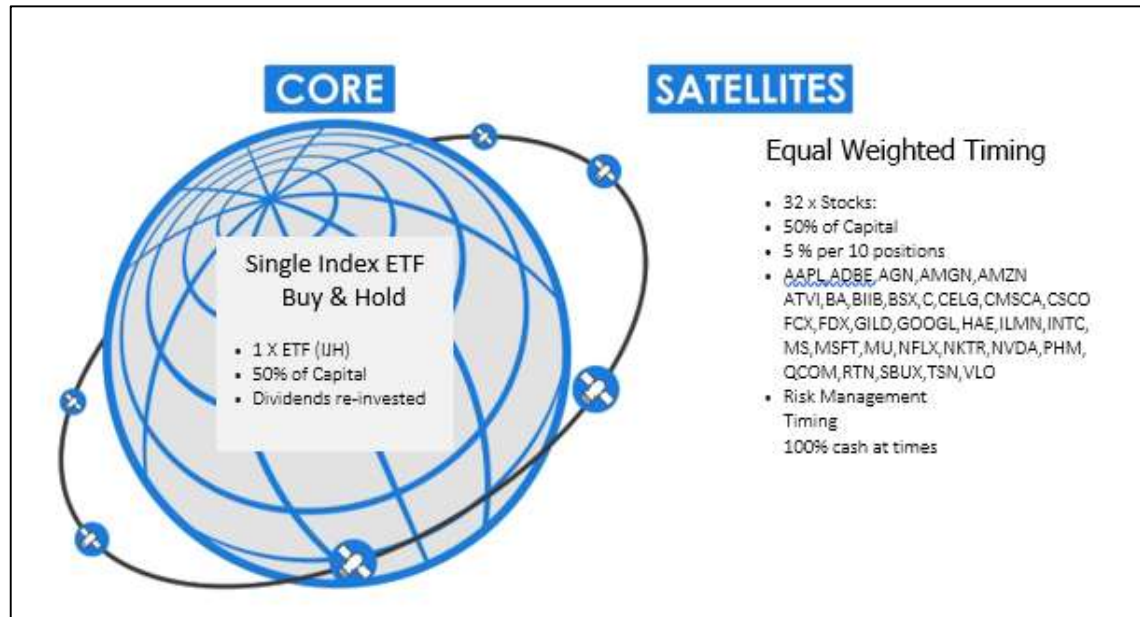


Figure IIP-1

### ***Reviewing Instruments in which to invest***

From time to time, or at least every year on July 1, review the Applicable ETF/Stocks compared to other available ETFs/Stocks. Use the following criteria:

- A significant change in the characteristics of the Applicable ETF. For example, the relationship between the ETF and its underlying index changes and large tracking errors result.
- A significant shift in the business prospects for the ETF providers, e.g. iShares, PowerShares and Guggenheim, which may endanger the existence of an applicable ETF. While this may be inconceivable at the moment, “anything can happen.”
- The liquidity of the Applicable ETF/Stocks falls dramatically for a few contiguous months.
- The annual management fees for the Applicable ETF change to be high relative to other available ETFs.
- The characteristics change of an Applicable Stock, such as it is merged, becomes illiquid or loses its trending capabilities.
- The list of available ETFs or stocks supported by SPA3 Investor changes.
- The investing skills of the investor improve or more time is available to extend the lists of Applicable ETF and Applicable Stocks.

If any of these conditions arise, the Investment Plan will be revisited in its entirety to find similar Applicable ETF/Stocks in which to invest the total funds accumulated to date.

***These conditions are no different from investing in any other mutual fund.***

### ***Fees and Costs***

- Commission-free ETFs are preferred where there is a choice, e.g. IJH and MDY; and use flat fee commissions for stocks, not cents per share.
- Choose from TD Ameritrade, Fidelity or Firstrate, which offer commission-free ETF investing for IJH.
- Minimize all percentage costs that scale on a FuM basis and seek fixed costs wherever possible to execute the Investment Plan.
- An ongoing fixed cost of \$900 per year (or \$85 per month) will be paid to continue accessing SPA3 INVESTOR signals and functionality.

## **Risk Management**

### ***Market Risk***

- Monitor Market Risk at all times with the SPA3 INVESTOR timing of the Applicable ETF and Applicable Stocks.
- Adhere to SPA3 INVESTOR exit signals such that when the Applicable ETF and Applicable Stocks are all 'closed trades,' the portfolio will be 100% in cash.

### ***Definition of Market Risk***

The definition of **Market Risk** is: the possibility of an investor experiencing significant portfolio drawdown due to any factor(s) that negatively affect the overall performance of financial *markets*.

*Diversification cannot eliminate Market risk, also called "systematic risk."* There are a number of methods to hedge against and to minimize risk, including going into cash from time to time.

### ***Liquidity Risk***

Do not open a position in any ETF whose daily liquidity averaged over the prior three months is less than 25 multiplied by 65% of the Portfolio Value.

Do not open a position in any Stock whose daily liquidity averaged over the prior three months is less than 25 multiplied by 7% of the Portfolio Value.

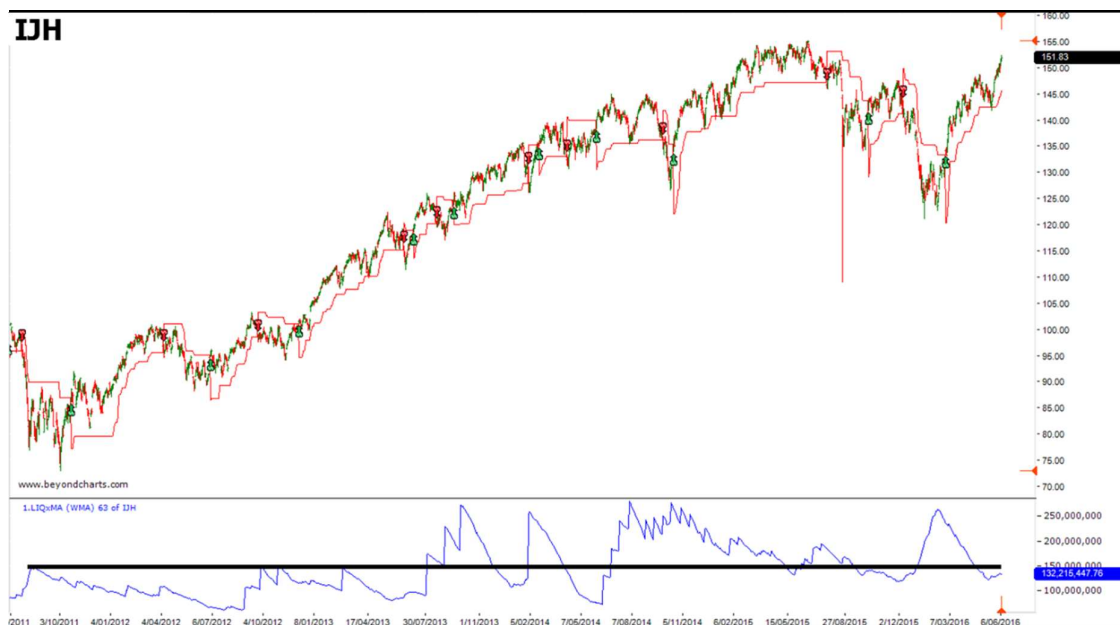
Portfolio Value is the total current value of the retirement nest egg.

Calculate the liquidity by using the 'Liq xMA' indicator in Beyond Charts. Or thus: the sixty-three-day Simple Moving Average of price is multiplied by the sixty-three-day Simple Moving Average of volume and then plotted daily.

View the example in Chart IIP-1 where graph one at the top is the IJH price movement, and graph two at the bottom shows that IJH averages US\$160 million per day (the thick horizontal line) and oscillates between US\$100M and US\$250M in traded value per day.

Note:

This calculation is an indication of the tradability for the Applicable ETF. The traded value of all the constituents in the underlying index that the Applicable ETF tracks determines the actual liquidity for an ETF.



Printed with permission from Beyond Charts

Chart IIP-1

## Money Management

- Allocate 50% of the available capital to the Core strategy.
- Allocate 50% of the available capital to the Satellite strategy.
- From time to time, the entire portfolio will be 50% in cash - due to there being no open trades in either the Core or Satellite. If one strategy has performed better than the other, which has resulted in the 50%/50% changing, reallocate the capital to the 50%/50% split.
- The 50%/50% split between Core and Satellite can be reviewed depending on improvements in the investing skills of the investor and on portfolio performance.
- If a stakeholder wishes to add a Satellite, the necessary research must be presented as evidence to support the change to this Investment Plan.

### ***Open Positions and Risk Distribution***

The planned maximum number of Open Positions will be 11, one for the Core strategy and ten for the Satellite strategy.

### ***Money in the Market***

The objective is to expose all capital to the market as much as possible. However, research of the timing strategies deployed shows that capital will be in the market around 76% to 83% of the time and the remaining time the capital will be in cash during potentially adverse market conditions. The Buy & Hold Core Portfolio will be invested 100% of the time.

The Reward Objective has not included the receipt of interest for periods when the Satellite portfolio is in cash.

### ***Position sizing***

There will be just the two position sizes, measured as a percentage of the total portfolio value:

- Applicable ETF Position Size: this Plan allocates 100% of available capital to one position, totalling 50% of the Portfolio Value to the Core strategy.
- Applicable Stocks Position Size: this Plan allocates 5% of available capital to ten open positions, totaling 50% of the Portfolio Value to the Satellite strategy.

### ***Starting the Portfolio***

Once the stakeholder deposits the initial capital of \$597,110 into the Broker account invest it by purchasing units in the Applicable ETF and shares in the Applicable Stocks, according to the following criteria:

- Core: Open a position in the Applicable ETF (IJH) after the start date of the Investment Plan, using the Applicable ETF Position Size.
- Satellite: Open positions in the first ten entry signals that occur for the stocks on the list of Applicable Stocks after the start date of the Investment Plan, using the Applicable Stocks Position Size.

### ***Maximum Brokerage Percentage Rule***

If the commission for any transaction, for whatever reason, is equal to or greater than 0.5% of the position value, then do not execute the transaction until the position is large enough to reduce the commission at most to this percent level.

## **Process Management**

Keep a readily available hard-covered file which will contain all paper records of: Keep a readily available hard-covered file which will contain all paper records of:

- This Investment Plan and all future versions thereof.
- Account administration such as communications with the broker-dealer, including regular broker-dealer Statements.
- Records of regular receipts of Super Fund contributions.
- Records of quarterly dividend receipts.
- Records of Applicable ETF and Applicable Stock buys and sells.

Use a Portfolio Management software tool to:

- Record all buy and sell transactions.

- Record all re-invested dividends.
- Record all Super Fund contributions.
- Monitor annual and to-date growth statistics.
- Plot a portfolio equity curve for comparison against the S&P500 Total Return index.
- Use the SPA3 Investor Portfolio Manager.
- The SPA3 Investor Portfolio Manager will automatically update the following statistics on which to conduct analysis on a quarterly basis:
  - Total profit trades versus loss trades, i.e. winning rate.
  - Average profit/loss per trade
  - Average hold period
  - Profit/loss percentage
  - Maximum Drawdown %
  - Compounded Annual Return % (CAR%)

Start and maintain an Investment Journal as part of meeting the Skills Objective.

- Document every transaction noting whether the executor followed the Investment Plan process, or not.
- Note any deviation from the Investment Plan in the Journal.
  - If the deviation results in a modification to the Investment Plan, formalize it in a newer version of the Investment Plan with the changes tracked.
  - If the deviation was an error, take action to ensure that it does not recur. For example, journaling or additional notes will be made in the Process Management section of the Investment Plan.

### ***The Daily Process***

- **Step 1** – Await an alert notification from the SPA3 INVESTOR App for the Applicable ETF or Applicable Stocks. Preferably, also conduct this analysis in Beyond Charts by scanning or viewing each chart individually in the list of Applicable Stocks:
  - Buy or Sell according to the *Method and Money Management* rules.
- **Step 2** – Close and Open a new position, if applicable.

If a Sell signal occurred in the Daily Step 1, then a new Applicable Stock position must be sought to be opened.

The current open position for which the Sell signal occurred must be closed on the next trading day after the Sell signal occurred, using a MOO (Market on Open) order.

If there is a replacement trade, then open that position on the same trading day as the previous position was closed, using a MOO (Market on Open) order.

### ***The Monthly Contributions Process***

- **Step 1** – Automatic deposit of fortnightly Employer contribution into ANZ bank account.

Review monthly if additional injection required into Broker account.

Maintain the 50%/50% split between the Core and Satellite strategies. If an imbalance has resulted from market price action, then this cash can be used to help restore the 50%/ 50% balance.

### ***The Dividend Process***

- **Step 1** – Deposit of dividend into the Broker account.

For the Satellite Portfolio the cash should remain in the broker-dealer account until the next Buy transaction.

For the Core Portfolio all dividends will be reinvested, using an automated dividend re-investment plan.

Maintain the 50%/50% split between the Core and Satellite strategies. If an imbalance has resulted from market price action, then this cash can be used to help restore the 50%/50% balance, i.e. the dividend from the Applicable ETF or Applicable Stock does not have to apply to that ETF/stock, apply to the overall Core Satellite portfolio.

END OF INVESTMENT PLAN



# SuperHelp Australia Pty Ltd

## SMSF Annual Admin Order Form

Address: PO Box 1906  
Macquarie Centre NSW 2113  
Email: [info@superhelp.com.au](mailto:info@superhelp.com.au)  
Phone: 1 300 736 453

<b>1</b> SMSF Name:	Karen Glover Super fund
<b>2</b> Current Postal Address:	1/46 Field Avenue  Edithvale VIC 3196
<b>3</b> Current Street Address (If same as Postal Address, write 'As Above'):	As Above  
<b>4</b> Please tick yes if you would like us to update your new address with the tax office.	<input type="checkbox"/> Yes <input type="checkbox"/> No <input checked="" type="checkbox"/> N/A
<b>5</b> Contact Name:	Karen Glover
<b>6</b> Contact Phone:	(Work) (Home) (Mobile) 0412320001
<b>7</b> Contact Email Address:	kjglover@tpg.com.au



# SuperHelp Australia Pty Ltd

## Accounting and Reporting Engagement Letter

Address:	PO Box 1906 MACQUARIE CENTRE, NSW 2113
Email:	<a href="mailto:info@superhelp.com.au">info@superhelp.com.au</a>
Phone:	1300 736 453

Following our discussions, we are pleased to undertake the engagement as set out below (any changes shall be by agreement of both parties and evidenced in writing):

- Prepare financial and other statements for the SMSF as requested, and
- Prepare and lodge SMSF Income Tax Return

### Terms of Engagement

This letter is to confirm our understanding of the terms of our engagement and the nature and limitation of the services that we provide.

### Purpose, Scope and Output of the Engagement

The firm will provide taxation and accounting services listed above to the trustees. Such services will be conducted in accordance with the relevant professional and ethical standards issued by the Accounting Professional & Ethical Standards Board Limited (APESB).

These services will be provided to assist trustees and members to meet their reporting obligations to the Australian Taxation Office (ATO) and your other service needs.

The extent of our procedures and services will be limited exclusively for this purpose only unless otherwise agreed to. As a result:

- no audit or review will be performed and accordingly, no assurance will be expressed;
- our engagement cannot be relied upon to disclose irregularities including fraud, other illegal acts and errors that may exist. However, we will inform you of any such matters they may come to our attention; and
- the financial statements and income tax return for your entities will be prepared or distribution to the trustees and members for the purpose noted above. We disclaim any assumption of responsibility for any reliance on our report to any person or entity other than those parties indicated, and for any purpose other than for which it was prepared. Our report will contain a disclaimer to this effect.

### Responsibilities

In conducting this engagement, information acquired by us in the course of the engagement is subject to strict confidentiality requirements. That information will not be disclosed by us to other parties except as required or allowed for by law or professional standards, or with your express consent.

We wish to draw your attention to our firm's system of quality control which has been established and maintained in accordance with the relevant APESB standard. As a result, our files may be subject to review as part of the quality control review program of ICAA, CPA or NPA which monitors compliance with professional standards by its members. We advised you that by accepting our engagement you acknowledge that, if requested, our files relating to this engagement will be made available under this program.

We may collect Personal Information about you when we provide services to you. If we do, you agree to work with us to ensure that we both meet the obligations that we may have under the Privacy Act 1988(Cth) (as amended)(Privacy Act). The obligations may include notifying the relevant person to whom the personal information relates who we are and how we propose to use their personal information. Where you have collected personal information, you confirm that you have collected the personal information in accordance with the Privacy Act, that you are entitled to provide this personal information to us and that we may use and disclose the personal information for the purpose/s we provide our services to you. We will handle personal information in accordance with the Privacy Act.

You are responsible for the reliability, accuracy and completeness of the accounting records, particulars and information provided and disclosure of all material and relevant information. You are required to arrange for reasonable access by us to relevant individuals and documents, and shall be responsible for both the completeness and accuracy of the information supplied to us. Any advice given to you is only an opinion based on our knowledge of your particular circumstances. You or your staff are responsible for maintaining and regularly balancing all books of



accounts, and the maintenance of an adequate accounting and internal control system. You have obligations under self assessment to keep full and proper records in order to facilitate the preparation of accurate returns.

A taxpayer is responsible under self assessment to keep full and proper records in order to facilitate the preparation of a correct return. Whilst the Commissioner of Taxation will accept claims made by a taxpayer in an income tax return and issue a notice of assessment, usually without adjustment, the return may be subject to later review. Under the taxation law such a review may take place within a period of up to four (4) years after tax becomes due and payable under the assessment. Furthermore, where there is fraud or evasion there is no time limit on amending the assessment. Accordingly, you should check the return before it is signed to ensure that the information in the return is accurate.

### **Professional fees and payments**

Fees for our services are as per the attached quotation / as per our schedule of fees published on our website / as agreed. All our fees must be paid prior to lodgement of tax return or other such documents.

### **Information relating to your affairs**

Our firm may from time to time use the services of third party contractors to perform some of the services we are engage to perform for you. You hereby authorises us to disclose information relating to that client's affairs to all such third party contractors as we may choose to engage to perform such work.

From time to time our firm and our third party contractors may engage external IT service providers (including in relation to 'cloud computing' services) in the performance of services under this engagement. You hereby authorise us and our third party contractors to disclose information relating to those client's affairs to all such external IT service providers as we or our third party contractors may choose to engage.

### **Documents**

Before we lodge any documentation on your behalf, we will contact or forward draft documentation for your approval. We shall endeavour to ensure that documentation is lodged with the relevant departments by the due dates, provided all information and documentation is received in our office at least 20 (twenty) working days earlier to allow us adequate time for preparation and lodgement of the documentation.

### **Responsibility for Accounting and internal control systems**

We advise that the responsibility for the maintenance of an accounting and internal control systems rests with you (the client), including the protection of and prevention against fraud. You will be responsible for the maintenance and keeping of books of account.

You are responsible for the information contained in any statutory return and you must retain all necessary supporting documentation to substantiate your transaction. We shall not take responsibility for any failure on your behalf to maintain adequate records.

### **Ownership of documents**

All original documents obtained from you arising from the engagement shall remain your property. However, we reserve the right to make a reasonable number of copies of the original documents for our records.

Final financial statements, tax returns and any other documents which we are engaged to prepare, together with any other original documents given to us, shall remain your property. Any other document prepared by us or on our behalf including general journals, working papers, the general ledger, draft financial statements and/or tax returns, will remain our property subject to any statutory obligations.

The firm has a policy of exploring a legal right of lien over any client documents in our possession in the event of a dispute. The firm has also established dispute resolution processes.

**Limitation of Liability**

Our liability is limited by a scheme approved under Professional Standards Legislation.

You (the client) agree that our liability will be limited to the fee rendered for the professional services we have provided to you which has given rise to the event in respect of which you have made a claim.

**Privacy**

We undertake to take every reasonable precaution to keep your records confidential and safe. We may disclose information provided by you to other accounting and audit professionals to complete your work, in which case we will endeavour to ensure that we obtain similar undertakings from them.

Yours faithfully

For and on behalf of SuperHelp Australia Pty Ltd

**Confirmed and accepted by**

SMSF Fund name . . . . . : \_\_\_\_\_

Trustee 1 Name . . : Karen Joyce Glover

Trustee 1 signature : *Karen Joyce Glover* Date : 18 Sep 2021

Trustee 2 Name . . : \_\_\_\_\_

Trustee 2 signature : \_\_\_\_\_ Date : 18 Sep 2021



Document Details

<b>Title</b>	SMSF Annual Admin Order Forms 2021.pdf
<b>File Name</b>	SMSF Annual Admin Order Forms.pdf
<b>Document ID</b>	d254b499cdf8429b883ba138b004a419
<b>Fingerprint</b>	418719699772e30ab6d95e6e658e35d8
<b>Status</b>	Completed

Document History

<b>Document Created</b>	Document Created by Superhelp Australia Pty Ltd (support@superhelp.com.au) Fingerprint: 418719699772e30ab6d95e6e658e35d8	18 Sep 2021 08:25PM Australia/Sydney
<b>Document Sent</b>	Document Sent to Karen Joyce Glover (kjglover@tpg.com.au)	18 Sep 2021 08:25PM Australia/Sydney
<b>Document Viewed</b>	Document Viewed by Karen Joyce Glover (kjglover@tpg.com.au) IP: 101.188.97.134	18 Sep 2021 08:31PM Australia/Sydney
<b>Document Signed</b>	Document Signed by Karen Joyce Glover (kjglover@tpg.com.au) IP: 101.188.97.134	18 Sep 2021 08:35PM Australia/Sydney
<b>Document Completed</b>	This document has been completed. Fingerprint: 364c3b865b3d54c9efba9b91280427fc	18 Sep 2021 08:35PM Australia/Sydney

## D - Pension Documentation

2021 Financial Year

---

**Preparer** Jelly Cadiang

**Reviewer** Steven Lee

**Status** Completed

### Supporting Documents

- Transfer Balance Account Summary [Report](#)

### Standard Checklist

- Attach Actuarial Certificate
- Attach documentation supporting any pensions commenced during the financial year
- Attach documentation supporting any pensions commuted during the financial year
- Ensure correct Transfer Balance Account Reports have been lodged with the ATO

**Karen Glover Super Fund**

# **Transfer Balance Account Summary**

For The Period 01 July 2020 - 30 June 2021

---

<b>Member</b>	<b>Pension Type</b>	<b>Date</b>	<b>Lodgment Date</b>	<b>Transaction Type</b>	<b>Event Type</b>	<b>Debit</b>	<b>Credit</b>	<b>Balance</b>	<b>Cap Limit</b>	<b>Remaining Cap</b>
---------------	---------------------	-------------	--------------------------	-------------------------	-----------------------	--------------	---------------	----------------	------------------	----------------------

---

Karen Glover

# E - Estate Planning

2021 Financial Year

---

**Preparer** Jelly Cadiang

**Reviewer** Steven Lee

**Status** Completed

## Supporting Documents

No supporting documents

## Standard Checklist

- Attach Death Benefit Nominations (if applicable)
- Attach Life Insurance Policies (if applicable)
- Attach Reversionary Pension documentation (if applicable)
- Attach SMSF Will (if applicable)
- Review current Estate planning to ensure it matches wishes of members