

Financial Statements and Reports
for the year ended
30 June 2021

Dillenbeck Superannuation Fund

Dillenbeck Superannuation Fund

Reports Index

Statement of Financial Position

Operating Statement

Notes to the Financial Statements

Statement of Taxable Income

Trustees Declaration

Compilation Report

Investment Summary

Investment Income

Realised Capital Gains

Members Statement

SMSF Annual Return

Dillenbeck Superannuation Fund

Statement of Financial Position

As at 30 June 2021

	Note	2021 \$	2020 \$
Assets			
Investments			
Fixed Interest Securities (Australian) - Unitised	2	100,000	0
Loans to Associated Entities (In house loans)	3	160,000	160,000
Managed Investments (Australian)	4	338,921	296,038
Shares in Listed Companies (Australian)	5	761,484	323,025
Units in Listed Unit Trusts (Australian)	6	520,525	91,855
Units in Unlisted Unit Trusts (Australian)	7	413,121	373,142
Total Investments		<u>2,294,051</u>	<u>1,244,060</u>
Other Assets			
Distributions Receivable		29,748	15,165
Bank Accounts	8	214,785	138,859
Term Deposits	8	1,140,000	2,020,405
Income Tax Refundable		7,643	8,098
Total Other Assets		<u>1,392,176</u>	<u>2,182,527</u>
Total Assets		<u>3,686,227</u>	<u>3,426,587</u>
Less:			
Liabilities			
Sundry Creditors		2,000	0
Total Liabilities		<u>2,000</u>	<u>0</u>
Net assets available to pay benefits		<u>3,684,227</u>	<u>3,426,587</u>
Represented by:			
Liability for accrued benefits allocated to members' accounts			
Dillenbeck-Grantham, Timothy - Pension (Account Based Pension 1)		1,005,692	937,878
Dillenbeck-Grantham, Timothy - Pension (Account Based Pension 2)		632,864	589,850
Dillenbeck-Grantham, Timothy - Pension (Account Based Pension 3)		38,798	36,184
Dillenbeck-Grantham, Timothy - Pension (Account Based Pension 4)		145,008	135,235
Dillenbeck-Grantham, Annika - Pension (Account Based Pension 1)		1,446,906	1,342,398
Dillenbeck-Grantham, Annika - Pension (Account Based Pension 2)		90,149	83,653
Dillenbeck-Grantham, Annika - Pension (Account Based Pension 3)		100,744	93,477
Dillenbeck-Grantham, Annika - Pension (Account Based Pension 4)		224,066	207,912
Total Liability for accrued benefits allocated to members' accounts		<u>3,684,227</u>	<u>3,426,587</u>

Refer to compilation report

Dillenbeck Superannuation Fund

Operating Statement

For the year ended 30 June 2021

	Note	2021	2020
		\$	\$
Income			
Investment Income			
Trust Distributions	11	45,477	22,725
Dividends Received	10	18,360	19,367
Interest Received		80,095	80,119
Other Investment Income		182	438
Investment Gains			
Changes in Market Values	12	185,713	(47,101)
Total Income		<u>329,827</u>	<u>75,548</u>
Expenses			
Administration Costs		1,925	1,925
ATO Supervisory Levy		259	259
Auditor's Remuneration		495	495
ASIC Fees		55	54
Bank Charges		66	14
		<u>2,800</u>	<u>2,747</u>
Member Payments			
Pensions Paid		77,030	141,500
Total Expenses		<u>79,830</u>	<u>144,247</u>
Benefits accrued as a result of operations before income tax		<u>249,997</u>	<u>(68,699)</u>
Income Tax Expense	13	(7,643)	(8,098)
Benefits accrued as a result of operations		<u>257,640</u>	<u>(60,601)</u>

Dillenbeck Superannuation Fund

Notes to the Financial Statements

For the year ended 30 June 2021

Note 1: Summary of Significant Accounting Policies

The trustees have prepared the financial statements on the basis that the superannuation fund is a non-reporting entity because there are no users dependent on general purpose financial statements. The financial statements are therefore special purpose financial statements that have been prepared in order to meet the requirements of the Superannuation Industry (Supervision) Act 1993 and associated Regulations, the trust deed of the fund and the needs of members.

The financial statements have been prepared on a cash basis and are based on historical costs, except for investments which have been measured at market value.

The following significant accounting policies, which are consistent with the policies applied in the previous period unless otherwise stated, have been adopted in the preparation of the financial statements.

The financial statements were authorised for issue by the Director(s).

a. Measurement of Investments

The fund initially recognises:

- (i) an investment when it controls the future economic benefits expected to flow from the asset. For financial assets, the trade date is considered to be the date on which control of the future economic benefits attributable to the asset passes to the fund; and
- (ii) a financial liability on the date it becomes a party to the contractual provisions of the instrument.

Investments of the fund have been measured at market value, which refers to the amount that a willing buyer could reasonably be expected to pay to acquire the asset from a willing seller if the following assumptions were made:

- that the buyer and the seller deal with each other at arm's length in relation to the sale;
- that the sale occurred after proper marketing of the asset; and
- that the buyer and the seller acted knowledgeably and prudentially in relation to the sale.

Market value has been determined as follows:

- (i) shares and other securities listed on the Australian Securities Exchange by reference to the relevant market quotations at the end of the reporting period;
- (ii) units in managed funds by reference to the unit redemption price at the end of the reporting period;
- (iii) fixed-interest securities by reference to the redemption price at the end of the reporting period;
- (iv) unlisted investments are stated at trustees' assessment based on estimated market value at balance date or where necessary, an external valuer's opinion; and
- (v) investment properties at the trustees' assessment of the market value or where necessary a qualified independent valuer's opinion at the end of reporting period.

Financial liabilities, such as trade creditors and other payables, are measured at the gross value of the outstanding balance at the end of the reporting period. The trustees have determined that the gross values of the fund's financial liabilities is equivalent to their market values. Any remeasurement changes in the gross values of non-current financial liabilities (including liabilities for members' accrued benefits) are recognised in the operating statement in the periods in which they occur.

b. Cash and Cash Equivalents

Cash and cash equivalents include cash on hand and at call, deposits with banks and short-term, highly liquid investments that are readily convertible to cash and subject to an insignificant risk of change in value.

c. Revenue

Revenue is recognised at the fair value of the consideration received or receivable.

Interest revenue

Interest revenue is recognised in respect of fixed-interest securities, and cash and cash equivalent balances. Interest revenue is recognised upon receipt.

Dillenbeck Superannuation Fund

Notes to the Financial Statements

For the year ended 30 June 2021

Dividend revenue

Dividend revenue is recognised when the dividend has been paid or, in the case of dividend reinvestment schemes, when the dividend is credited to the benefit of the fund.

Rental revenue

Rental revenue arising from operating leases on investment properties is recognised upon receipt.

Distribution revenue

Distributions from unit trusts and managed funds are recognised as at the date the unit value is quoted ex-distribution and if not received at the end of the reporting period, are reflected in the statement of financial position as a receivable at market value.

Remeasurement changes in market values

Remeasurement changes in the market values of assets are recognised as income and determined as the difference between the market value at year-end or consideration received (if sold during the year) and the market value as at the prior year-end or cost (if acquired during the period).

d. Liability for Accrued Benefits

The liability for accrued benefits represents the fund's present obligation to pay benefits to members and beneficiaries, and has been calculated as the difference between the carrying amount of the assets and the carrying amount of the other payables and income tax liabilities as at the end of the reporting period.

e. Critical Accounting Estimates and Judgements

The preparation of financial statements requires the trustees to make judgements, estimates and assumptions that affect the application of accounting policies and the reported amounts of assets and liabilities, income and expenses. Actual results may differ from these estimates.

Estimates and underlying assumptions are reviewed on an ongoing basis. Revisions to accounting estimates are recognised in the period in which the estimate is revised and in any future period affected.

Note 2: Fixed Interest Securities (Australian) - Unitised

	2021 \$	2020 \$
ASCF Select Income Fund	25,000	0
La Trobe Aust Cred Fd 12 Mth T Act	75,000	0
	100,000	0

Note 3: Loans to Associated Entities (In house loans)

	2021 \$	2020 \$
Loan - Dillienbeck Holdings Pty Ltd	160,000	160,000
	160,000	160,000

Note 4: Managed Investments (Australian)

2021	2020
------	------

Dillenbeck Superannuation Fund

Notes to the Financial Statements

For the year ended 30 June 2021

	\$	\$
Australian Unity Health Care Property Trust Wholesale	138,470	113,225
Aberdeen Emerging Opportunities Fund	28,205	24,662
Wealthfocus Investment Advantage Bentham Global Income	111,920	106,732
Platinum Asia Fund	31,212	29,623
Platinum International Brands Fund	29,115	21,796
	<hr/> 338,922	<hr/> 296,038

Note 5: Shares in Listed Companies (Australian)

	2021 \$	2020 \$
AMP Limited	22,838	7,976
Australia And New Zealand Banking Group Limited	56,441	24,232
Alumina Limited	38,246	19,500
Bank Of Queensland Limited	36,896	10,798
Coles Group Limited	31,616	12,534
Insurance Australia Group Limited	41,032	23,092
IOOF Holdings Limited	44,835	8,856
Medibank Private Limited	40,606	17,940
National Australia Bank Limited	85,005	27,913
RIO Tinto Limited	83,836	47,707
Suncorp Group Limited	47,151	20,712
Telstra Corporation Limited	47,000	18,780
Westpac Banking Corporation	62,563	29,151
Wesfarmers Limited	66,783	32,726
Woodside Petroleum Limited	56,636	21,109
	<hr/> 761,484	<hr/> 323,026

Note 6: Units in Listed Unit Trusts (Australian)

	2021 \$	2020 \$
SPDR Dow Jones Global Real Estate Fund	61,490	0
Growthpoint Properties Australia	67,562	16,640
Vaneck Vectors Ftse Global Infrastructure (Hedged) ETF	54,002	0

Refer to compilation report

Dillenbeck Superannuation Fund

Notes to the Financial Statements

For the year ended 30 June 2021

Rural Funds Group	67,575	0
Stockland - Units/Ordinary Fully Paid Stapled Securities (GG)	83,414	26,480
SPDR S&P/ASX 200 Listed Property Fund	71,686	22,374
Vanguard Ftse Asia Ex Japan Shares Index Etf	57,788	0
Vanguard Australian Property Securities Index ETF	57,009	26,361
	<hr/>	<hr/>
	520,526	91,855
	<hr/>	<hr/>

Note 7: Units in Unlisted Unit Trusts (Australian)

	2021 \$	2020 \$
Perth Mint Australia Depository Unallocated Gold	413,121	373,142
	<hr/>	<hr/>
	413,121	373,142
	<hr/>	<hr/>

Note 9: Guaranteed Benefits

No guarantees have been made in respect of any part of the liability for accrued benefits.

Note 10: Dividends

	2021 \$	2020 \$
AMP Limited	430	0
Alumina Limited	906	1,450
Australia And New Zealand Banking Group Limited	780	2,080
Bank Of Queensland Limited	898	542
Coles Group Limited	811	478
IOOF Holdings Limited	1,150	630
Insurance Australia Group Limited	557	1,201
Medibank Private Limited	1,123	936
National Australia Bank Limited	1,204	2,543
RIO Tinto Limited	3,573	3,201
Suncorp Group Limited	808	1,600
Telstra Corporation Limited	1,480	960
Wesfarmers Limited	1,688	1,117

Refer to compilation report

Dillenbeck Superannuation Fund

Notes to the Financial Statements

For the year ended 30 June 2021

Westpac Banking Corporation	1,909	1,299
Woodside Petroleum Limited	1,043	1,330
	18,360	19,367

Note 11: Trust Distributions

	2021 \$	2020 \$
Platinum International Brands Fund	3,737	1,346
SPDR Dow Jones Global Real Estate Fund	1,292	0
Stockland - Units/Ordinary Fully Paid Stapled Securities (GG)	3,878	1,928
SPDR S&P/ASX 200 Listed Property Fund	3,539	2,099
Wealthfocus Investment Advantage Bentham Global Income	5,717	2,991
Vaneck Vectors Ftse Global Infrastructure (Hedged) ETF	1,200	0
Vanguard Australian Property Securities Index ETF	2,397	1,066
Rural Funds Group	2,425	0
Growthpoint Properties Australia	2,700	1,134
Vanguard Ftse Asia Ex Japan Shares Index Etf	667	0
Platinum Asia Fund	6,182	2,848
Aberdeen Emerging Opportunities Fund	5,796	4,193
Australian Unity Health Care Property Trust Wholesale	5,946	5,120
	45,476	22,725

Note 12: Changes in Market Values Unrealised Movements in Market Value

	2021 \$	2020 \$
Managed Investments (Australian)		
Aberdeen Emerging Opportunities Fund	3,543	(5,518)
Australian Unity Health Care Property Trust Wholesale	25,245	3,512
Man OM-IP 2 AHL Limited	0	(44,976)
Platinum Asia Fund	1,589	1,318
Platinum International Brands Fund	7,318	(1,082)
Wealthfocus Investment Advantage Bentham Global Income	5,006	(4,843)
	42,701	(51,588)

Shares in Listed Companies (Australian)

Refer to compilation report

Dillenbeck Superannuation Fund

Notes to the Financial Statements

For the year ended 30 June 2021

AMP Limited	(5,209)	(1,140)
Alumina Limited	(1,303)	(8,460)
Australia And New Zealand Banking Group Limited	12,161	(12,441)
Bank Of Queensland Limited	6,150	(5,880)
Coles Group Limited	(872)	2,789
IOOF Holdings Limited	(715)	(450)
Insurance Australia Group Limited	(1,997)	(9,965)
Medibank Private Limited	2,736	(3,000)
National Australia Bank Limited	19,929	(13,022)
RIO Tinto Limited	16,270	(2,825)
Suncorp Group Limited	5,769	(9,503)
Telstra Corporation Limited	8,073	(4,320)
Wesfarmers Limited	13,874	6,329
Westpac Banking Corporation	13,511	(16,906)
Woodside Petroleum Limited	(1,465)	(14,342)
	<hr/> 86,910	<hr/> (93,135)
Units in Listed Unit Trusts (Australian)		
Growthpoint Properties Australia	13,945	(4,784)
Rural Funds Group	12,200	0
SPDR Dow Jones Global Real Estate Fund	11,433	0
SPDR S&P/ASX 200 Listed Property Fund	12,191	(8,646)
Stockland - Units/Ordinary Fully Paid Stapled Securities (GG)	20,012	(6,880)
Vaneck Vectors Ftse Global Infrastructure (Hedged) ETF	3,529	0
Vanguard Australian Property Securities Index ETF	10,753	(8,789)
Vanguard Ftse Asia Ex Japan Shares Index Etf	7,060	0
	<hr/> 91,123	<hr/> (29,099)
Units in Unlisted Unit Trusts (Australian)		
Perth Mint Australia Depository Unallocated Gold	(35,021)	70,921
	<hr/> (35,021)	<hr/> 70,921
Total Unrealised Movement	<hr/> 185,713	<hr/> (102,901)

Refer to compilation report

Dillenbeck Superannuation Fund

Notes to the Financial Statements

For the year ended 30 June 2021

Realised Movements in Market Value

	2021 \$	2020 \$
Managed Investments (Australian)		
Man OM-IP 2 AHL Limited	0	55,800
	0	55,800
Total Realised Movement	0	55,800
Changes in Market Values	185,713	(47,101)

Note 13: Income Tax Expense

	2021 \$	2020 \$
The components of tax expense comprise		
Current Tax	(7,643)	(8,098)
Income Tax Expense	(7,643)	(8,098)

The prima facie tax on benefits accrued before income tax is reconciled to the income tax as follows:

Prima facie tax payable on benefits accrued before income tax at 15%	37,500	(10,305)
Less:		
Tax effect of:		
Increase in MV of Investments	27,857	0
Exempt Pension Income	18,690	17,385
Realised Accounting Capital Gains	0	8,370
Accounting Trust Distributions	6,822	3,409
Add:		
Tax effect of:		
Decrease in MV of Investments	0	15,435
SMSF Non-Deductible Expenses	420	412
Pension Payments	11,554	21,225
Franking Credits	1,147	1,215
Foreign Credits	59	24
Taxable Trust Distributions	1,702	738

Dillenbeck Superannuation Fund

Notes to the Financial Statements

For the year ended 30 June 2021

Distributed Foreign Income	987	421
Rounding	0	(1)
Less credits:		
Franking Credits	7,643	8,098
Current Tax or Refund	<u>(7,643)</u>	<u>(8,098)</u>

Dillenbeck Superannuation Fund

Statement of Taxable Income

For the year ended 30 June 2021

	2021
	\$
Benefits accrued as a result of operations	249,997.00
Less	
Increase in MV of investments	185,713.00
Exempt current pension income	124,602.00
Accounting Trust Distributions	45,477.00
	<hr/> 355,792.00
Add	
SMSF non deductible expenses	2,800.00
Pension Payments	77,030.00
Franking Credits	7,643.00
Foreign Credits	394.00
Taxable Trust Distributions	11,348.00
Distributed Foreign income	6,583.00
	<hr/> 105,798.00
SMSF Annual Return Rounding	(3.00)
	<hr/> 0.00
Taxable Income or Loss	<hr/> 0.00
Income Tax on Taxable Income or Loss	0.00
Less	
Franking Credits	7,643.40
	<hr/>
CURRENT TAX OR REFUND	<hr/> (7,643.40)
Supervisory Levy	259.00
	<hr/>
AMOUNT DUE OR REFUNDABLE	<hr/> (7,384.40)

Trustees Declaration

The directors of the trustee company have determined that the fund is not a reporting entity and that the special purpose financial statements should be prepared in accordance with the accounting policies described in Note 1 to the financial statements.

The directors of the trustee company declare that:

- (i) the financial statements and notes to the financial statements for the year ended 30 June 2021 present fairly, in all material respects, the financial position of the superannuation fund at 30 June 2021 and the results of its operations for the year ended on that date in accordance with the accounting policies described in Note 1 to the financial statements;
- (ii) the financial statements and notes to the financial statements have been prepared in accordance with the requirements of the trust deed; and
- (iii) the operation of the superannuation fund has been carried out in accordance with its trust deed and in compliance with the requirements of the Superannuation Industry (Supervision) Act 1993 and associated Regulations during the year ended 30 June 2021.

Signed in accordance with a resolution of the directors of the trustee company by:

.....
Timothy Dillenbeck-Grantham
Dillenbeck Holdings Pty Ltd
Director

.....
Annika Dillenbeck-Grantham
Dillenbeck Holdings Pty Ltd
Director

Dated this day of

Dillenbeck Superannuation Fund

Compilation Report

We have compiled the accompanying special purpose financial statements of the Dillenbeck Superannuation Fund which comprise the statement of financial position as at 30/06/2021 the operating statement for the year then ended, a summary of significant accounting policies and other explanatory notes. The specific purpose for which the special purpose financial statements have been prepared is set out in Note 1 to the financial statements.

The Responsibility of the Trustee

The Trustee of Dillenbeck Superannuation Fund are solely responsible for the information contained in the special purpose financial statements, the reliability, accuracy and completeness of the information and for the determination that the financial reporting framework used is appropriate to meet their needs and for the purpose that the financial statements were prepared.

Our Responsibility

On the basis of information provided by the Trustee, we have compiled the accompanying special purpose financial statements in accordance with the financial reporting framework as described in Note 1 to the financial statements and APES 315: Compilation of Financial Information.

We have applied our expertise in accounting and financial reporting to compile these financial statements in accordance with the financial reporting framework described in Note 1 to the financial statements. We have complied with the relevant ethical requirements of APES 110: Code of Ethics for Professional Accountants.

Assurance Disclaimer

Since a compilation engagement is not an assurance engagement, we are not required to verify the reliability, accuracy or completeness of the information provided to us by management to compile these financial statements. Accordingly, we do not express an audit opinion or a review conclusion on these financial statements.

The special purpose financial statements were compiled exclusively for the benefit of the directors of the trustee company who are responsible for the reliability, accuracy and completeness of the information used to compile them. We do not accept responsibility for the contents of the special purpose financial statements.

Joseph Hoang

of

ProPlus Super Pty Ltd
PO Box 1839
BROADBEACH QLD 4218

Signed:

Dated:

Dillenbeck Superannuation Fund

Investment Summary Report

As at 30 June 2021

Investment	Units	Market Price	Market Value	Average Cost	Accounting Cost	Unrealised Gain/(Loss)	Gain/(Loss)%	Portfolio Weight%
Cash/Bank Accounts								
Bank - Australia Unity		58.840000	58.84	58.84	58.84			0.00 %
Bank - Bank Australia		33.900000	33.90	33.90	33.90			0.00 %
Bank - CBA Commsec Cash		5,844.640000	5,844.64	5,844.64	5,844.64			0.16 %
Bank - Greater Bank		1.000000	1.00	1.00	1.00			0.00 %
Bank - Heritage Business Cheque		3.030000	3.03	3.03	3.03			0.00 %
Bank - ING Business Optimiser		0.990000	0.99	0.99	0.99			0.00 %
Bank - Macquarie CMA		208,788.820000	208,788.82	208,788.82	208,788.82			5.72 %
Bank - ME Business Online		5.200000	5.20	5.20	5.20			0.00 %
Bank - Qudos Bank		2.080000	2.08	2.08	2.08			0.00 %
Bank - Rabobank		3.780000	3.78	3.78	3.78			0.00 %
Bank - Suncorp		42.630000	42.63	42.63	42.63			0.00 %
Term Deposit - AMP		75,000.000000	75,000.00	75,000.00	75,000.00			2.06 %
Term Deposit - Bank Australia		250,000.000000	250,000.00	250,000.00	250,000.00			6.85 %
Term Deposit - Greater Bank		160,000.000000	160,000.00	160,000.00	160,000.00			4.38 %
Term Deposit - Greater Bank \$90k		90,000.000000	90,000.00	90,000.00	90,000.00			2.47 %
Term Deposit - ME Bank		200,000.000000	200,000.00	200,000.00	200,000.00			5.48 %
Term Deposit - Qudos Bank		75,000.000000	75,000.00	75,000.00	75,000.00			2.06 %
Term Deposit - Rabobank		240,000.000000	240,000.00	240,000.00	240,000.00			6.58 %
Term Deposit - RACQ Bank		50,000.000000	50,000.00	50,000.00	50,000.00			1.37 %
			1,354,784.91		1,354,784.91		0.00 %	37.13 %
Fixed Interest Securities (Australian) - Unithised								
ASE3314AU ASCF Select Income Fund	25,000.00	1.000000	25,000.00	1.00	25,000.00	0.00	0.00 %	0.69 %
LTC0002AU La Trobe Aust Cred Fd 12 Mth T Act	75,000.00	1.000000	75,000.00	1.00	75,000.00	0.00	0.00 %	2.06 %
			100,000.00		100,000.00	0.00	0.00 %	2.74 %
Loans to Associated Entities (In house loans)								

Dillenbeck Superannuation Fund

Investment Summary Report

As at 30 June 2021

Investment	Units	Market Price	Market Value	Average Cost	Accounting Cost	Unrealised Gain/(Loss)	Gain/(Loss)%	Portfolio Weight%	
Loan - Dillienbeck Holdings Pty Ltd		160,000.000000	160,000.00	160,000.00	160,000.00			4.38 %	
			160,000.00		160,000.00		0.00 %	4.38 %	
Managed Investments (Australian)									
ETL0032AU	Aberdeen Emerging Opportunities Fund	13,087.63	2.155100	28,205.15	1.91	25,000.00	3,205.15	12.82 %	0.77 %
AUS0112AU	Australian Unity Health Care Property Trust Wholesale	61,834.42	2.239360	138,469.53	1.46	90,000.00	48,469.53	53.86 %	3.79 %
PLA0004AU	Platinum Asia Fund	11,465.26	2.722300	31,211.88	2.62	30,000.00	1,211.88	4.04 %	0.86 %
PLA0100AU	Platinum International Brands Fund	11,236.46	2.591100	29,114.79	2.22	25,000.00	4,114.79	16.46 %	0.80 %
PER0467AU	Wealthfocus Investment Advantage Bentham Global Income	77,061.37	1.452348	111,919.92	1.46	112,823.41	(903.49)	(0.80) %	3.07 %
			338,921.27		282,823.41	56,097.86	19.83 %	9.29 %	
Shares in Listed Companies (Australian)									
AWC.AX	Alumina Limited	23,250.00	1.645000	38,246.25	1.58	36,740.50	1,505.75	4.10 %	1.05 %
AMP.AX	AMP Limited	20,300.00	1.125000	22,837.50	1.97	40,073.40	(17,235.90)	(43.01) %	0.63 %
ANZ.AX	Australia And New Zealand Banking Group Limited	2,005.00	28.150000	56,440.75	31.77	63,702.52	(7,261.77)	(11.40) %	1.55 %
BOQ.AX	Bank Of Queensland Limited	4,050.00	9.110000	36,895.50	9.82	39,780.67	(2,885.17)	(7.25) %	1.01 %
COL.AX	Coles Group Limited	1,850.00	17.090000	31,616.50	15.46	28,609.40	3,007.10	10.51 %	0.87 %
IAG.AX	Insurance Australia Group Limited	7,952.00	5.160000	41,032.32	5.39	42,838.17	(1,805.85)	(4.22) %	1.12 %
IFL.AX	IOOF Holdings Limited	10,500.00	4.270000	44,835.00	4.95	51,930.79	(7,095.79)	(13.66) %	1.23 %
MPL.AX	Medibank Private Limited	12,850.00	3.160000	40,606.00	2.63	33,790.24	6,815.76	20.17 %	1.11 %
NAB.AX	National Australia Bank Limited	3,242.00	26.220000	85,005.24	25.57	82,882.09	2,123.15	2.56 %	2.33 %
RIO.AX	RIO Tinto Limited	662.00	126.640000	83,835.68	68.73	45,500.09	38,335.59	84.25 %	2.30 %
SUN.AX	Suncorp Group Limited	4,244.00	11.110000	47,150.84	11.93	50,635.30	(3,484.46)	(6.88) %	1.29 %
TLS.AX	Telstra Corporation Limited	12,500.00	3.760000	47,000.00	4.00	49,943.17	(2,943.17)	(5.89) %	1.29 %
WES.AX	Wesfarmers Limited	1,130.00	59.100000	66,783.00	36.69	41,464.61	25,318.39	61.06 %	1.83 %
WBC.AX	Westpac Banking Corporation	2,424.00	25.810000	62,563.44	29.30	71,015.58	(8,452.14)	(11.90) %	1.71 %

Dillenbeck Superannuation Fund

Investment Summary Report

As at 30 June 2021

Investment	Units	Market Price	Market Value	Average Cost	Accounting Cost	Unrealised Gain/(Loss)	Gain/(Loss)%	Portfolio Weight%	
WPL.AX	Woodside Petroleum Limited	2,550.00	22.210000	56,635.50	27.62	70,424.53	(13,789.03)	(19.58) %	1.55 %
			761,483.52		749,331.06	12,152.46	1.62 %	20.87 %	
Units in Listed Unit Trusts (Australian)									
GOZ.AX	Growthpoint Properties Australia	16,600.00	4.070000	67,562.00	3.25	53,958.74	13,603.26	25.21 %	1.85 %
RFF.AX	Rural Funds Group	25,500.00	2.650000	67,575.00	2.17	55,374.93	12,200.07	22.03 %	1.85 %
DJRE.AX	SPDR Dow Jones Global Real Estate Fund	2,750.00	22.360000	61,490.00	18.20	50,056.85	11,433.15	22.84 %	1.69 %
SLF.AX	SPDR S&P/ASX 200 Listed Property Fund	5,570.00	12.870000	71,685.90	11.14	62,054.39	9,631.51	15.52 %	1.96 %
SGP.AX	Stockland - Units/Ordinary Fully Paid Stapled Securities (GG)	17,900.00	4.660000	83,414.00	3.98	71,323.63	12,090.37	16.95 %	2.29 %
IFRA.AX	Vaneck Vectors Ftse Global Infrastructure (Hedged) ETF	2,600.00	20.770000	54,002.00	19.41	50,473.14	3,528.86	6.99 %	1.48 %
VAP.AX	Vanguard Australian Property Securities Index ETF	630.00	90.490000	57,008.70	79.46	50,061.31	6,947.39	13.88 %	1.56 %
VAE.AX	Vanguard Ftse Asia Ex Japan Shares Index Etf	690.00	83.750000	57,787.50	73.52	50,727.76	7,059.74	13.92 %	1.58 %
			520,525.10		444,030.75	76,494.35	17.23 %	14.27 %	
Units in Unlisted Unit Trusts (Australian)									
DEPGOLD	Perth Mint Australia Depository Unallocated Gold	176.05	2,346.640000	413,121.28	1,732.47	304,998.31	108,122.97	35.45 %	11.32 %
			413,121.28		304,998.31	108,122.97	35.45 %	11.32 %	
			3,648,836.08		3,395,968.44	252,867.64	7.45 %	100.00 %	

Dillenbeck Superannuation Fund

Investment Income Report

As at 30 June 2021

Investment	Total Income	Franked	Unfranked	Interest/ Other	Franking Credits	Foreign Income	Foreign Credits * 1	Assessable Income	TFN Credits	Other Deductions	Distributed Capital Gains	Non-Assessable Payments
								(Excl. Capital Gains) * 2				
Bank Accounts												
Bank - Australia Unity	56.44			56.44	0.00	0.00	0.00	56.44			0.00	0.00
Bank - Heritage Business Cheque	1.44			1.44	0.00	0.00	0.00	1.44			0.00	0.00
Bank - Macquarie CMA	16.32			16.32	0.00	0.00	0.00	16.32			0.00	0.00
Bank - Qudos Bank	0.51			0.51	0.00	0.00	0.00	0.51			0.00	0.00
Bank - Rabobank	4.80			4.80	0.00	0.00	0.00	4.80			0.00	0.00
Bank - Suncorp	0.15			0.15	0.00	0.00	0.00	0.15			0.00	0.00
	79.66			79.66	0.00	0.00	0.00	79.66			0.00	0.00
Fixed Interest Securities (Australian) - Unitised												
ASE3314AU ASCF Select Income Fund	780.63			780.63	0.00	0.00	0.00	780.63			0.00	0.00
LTC0002AU La Trobe Aust Cred Fd 12 Mth T Act	1,260.31			1,260.31	0.00	0.00	0.00	1,260.31			0.00	0.00
	2,040.94			2,040.94	0.00	0.00	0.00	2,040.94			0.00	0.00
Loans to Associated Entities (In house loans)												
Loan - Dillienbeck Holdings Pty Ltd	15,999.96			15,999.96	0.00	0.00	0.00	15,999.96			0.00	0.00
	15,999.96			15,999.96	0.00	0.00	0.00	15,999.96			0.00	0.00
Managed Investments (Australian)												
ETL0032AU Aberdeen Emerging Opportunities Fund	5,796.45	0.00	0.00	0.00	0.00	17.85	92.55	110.40	0.00	0.00	5,778.60	0.00
AUS0112AU Australian Unity Health Care Property Trust Wholesale	5,945.99	0.00	0.00	1,884.24	0.00	0.00	0.00	1,884.24	0.00	0.00	722.48	3,339.27
PLA0004AU Platinum Asia Fund	6,181.72	0.00	0.00	0.00	0.00	0.00	54.80	0.00	0.00	0.00	6,236.53	0.00
PLA0100AU Platinum International Brands Fund	3,737.27	0.00	0.00	0.00	0.00	0.00	0.00	0.00	0.00	0.00	3,737.27	0.00
PER0467AU Wealthfocus Investment Advantage Bentham Global Income	182.18							182.18				
PER0467AU Wealthfocus Investment Advantage Bentham Global Income	5,716.85			1,773.06	0.00	3,943.79	0.00	5,716.85		0.00	0.00	0.00
	27,560.46	0.00	0.00	3,657.30	0.00	3,961.64	147.35	7,893.67	0.00	0.00	16,474.88	3,339.27
Shares in Listed Companies (Australian)												

Dillenbeck Superannuation Fund

Investment Income Report

As at 30 June 2021

Investment		Total Income	Franked	Unfranked	Interest/ Other	Franking Credits	Foreign Income	Foreign Credits * 1	Assessable Income	TFN Credits	Other Deductions	Distributed Capital Gains	Non-Assessable Payments
									(Excl. Capital Gains) * 2				
AWC.AX	Alumina Limited	906.22	906.22	0.00		388.38			1,294.60		0.00		
AMP.AX	AMP Limited	430.00	430.00	0.00		184.29			614.29		0.00		
ANZ.AX	Australia And New Zealand Banking Group Limited	780.00	780.00	0.00		334.29			1,114.29		0.00		
BOQ.AX	Bank Of Queensland Limited	898.50	898.50	0.00		385.07			1,283.57		0.00		
COL.AX	Coles Group Limited	811.25	811.25	0.00		347.68			1,158.93		0.00		
IAG.AX	Insurance Australia Group Limited	556.64	0.00	556.64		0.00			556.64		0.00		
IFL.AX	IOOF Holdings Limited	1,150.00	1,150.00	0.00		492.86			1,642.86		0.00		
MPL.AX	Medibank Private Limited	1,123.30	1,123.30	0.00		481.41			1,604.71		0.00		
NAB.AX	National Australia Bank Limited	1,204.20	1,204.20	0.00		516.08			1,720.28		0.00		
RIO.AX	RIO Tinto Limited	3,572.54	3,572.54	0.00		1,531.08			5,103.62		0.00		
SUN.AX	Suncorp Group Limited	807.84	807.84	0.00		346.22			1,154.06		0.00		
TLS.AX	Telstra Corporation Limited	1,480.00	1,480.00	0.00		634.28			2,114.28		0.00		
WES.AX	Wesfarmers Limited	1,687.90	1,687.90	0.00		723.38			2,411.28		0.00		
WBC.AX	Westpac Banking Corporation	1,909.36	1,909.36	0.00		818.30			2,727.66		0.00		
WPL.AX	Woodside Petroleum Limited	1,042.51	1,042.51	0.00		446.79			1,489.30		0.00		
		18,360.26	17,803.62	556.64		7,630.11			25,990.37		0.00		
Term Deposits													
	Term Deposit - AMP	2,381.92			2,381.92	0.00	0.00	0.00	2,381.92			0.00	0.00
	Term Deposit - Australia Unity	7,498.11			7,498.11	0.00	0.00	0.00	7,498.11			0.00	0.00
	Term Deposit - Bank Australia	7,250.00			7,250.00	0.00	0.00	0.00	7,250.00			0.00	0.00
	Term Deposit - Greater Bank	4,973.59			4,973.59	0.00	0.00	0.00	4,973.59			0.00	0.00
	Term Deposit - Greater Bank \$90k	2,790.00			2,790.00	0.00	0.00	0.00	2,790.00			0.00	0.00
	Term Deposit - Heritage (Old)	3,008.22			3,008.22	0.00	0.00	0.00	3,008.22			0.00	0.00
	Term Deposit - Heritage ***7098	1,504.11			1,504.11	0.00	0.00	0.00	1,504.11			0.00	0.00
	Term Deposit - ING	7,725.00			7,725.00	0.00	0.00	0.00	7,725.00			0.00	0.00
	Term Deposit - ME Bank	1,505.21			1,505.21	0.00	0.00	0.00	1,505.21			0.00	0.00
	Term Deposit - ME Bank	5,900.02			5,900.02	0.00	0.00	0.00	5,900.02			0.00	0.00

Dillenbeck Superannuation Fund

Investment Income Report

As at 30 June 2021

Investment	Total Income	Franked	Unfranked	Interest/ Other	Franking Credits	Foreign Income	Foreign Credits * 1	Assessable Income	TFN Credits	Other Deductions	Distributed Capital Gains	Non-Assessable Payments	
								(Excl. Capital Gains) * 2					
Term Deposit - Qudos Bank	5,264.39			5,264.39	0.00	0.00	0.00	5,264.39			0.00	0.00	
Term Deposit - Qudos Bank	2,256.17			2,256.17	0.00	0.00	0.00	2,256.17			0.00	0.00	
Term Deposit - Rabobank	8,446.02			8,446.02	0.00	0.00	0.00	8,446.02			0.00	0.00	
Term Deposit - RACQ Bank	1,471.23			1,471.23	0.00	0.00	0.00	1,471.23			0.00	0.00	
	61,973.99			61,973.99	0.00	0.00	0.00	61,973.99			0.00	0.00	
Units in Listed Unit Trusts (Australian)													
GOZ.AX	Growthpoint Properties Australia	2,700.00	0.00	0.00	1,546.25	0.00	0.00	0.00	1,546.25	0.00	0.00	283.50	870.25
RFF.AX	Rural Funds Group	2,425.46	0.00	1,202.63	326.11	0.00	0.00	0.00	1,528.74	0.00	0.00	4,292.54	(3,395.82)
DJRE.AX	SPDR Dow Jones Global Real Estate Fund	1,292.49	0.67	2.70	15.98	0.34	1,265.18	108.70	1,393.57	0.00	0.00	0.00	7.96
SLF.AX	SPDR S&P/ASX 200 Listed Property Fund	3,539.17	12.85	104.03	763.34	11.75	21.93	7.90	921.80	0.00	0.00	2,408.07	228.95
SGP.AX	Stockland - Units/Ordinary Fully Paid Stapled Securities (GG)	3,877.95	0.00	0.00	2,427.50	0.00	0.00	0.00	2,427.50	0.00	0.00	1,457.60	(7.15)
IFRA.AX	Vaneck Vectors Ftse Global Infrastructure (Hedged) ETF	1,200.00	2.40	1.56	34.32	1.20	727.56	105.48	872.52	0.00	0.00	0.00	434.16
VAP.AX	Vanguard Australian Property Securities Index ETF	2,396.84	32.56	30.83	1,149.10	0.00	7.89	0.58	1,220.96	0.00	0.00	1,153.18	23.28
VAE.AX	Vanguard Ftse Asia Ex Japan Shares Index Etf	666.72	0.00	0.00	37.94	0.00	598.34	79.20	715.48	0.00	0.00	30.44	0.00
		18,098.63	48.48	1,341.75	6,300.54	13.29	2,620.90	301.86	10,626.82	0.00	0.00	9,625.33	(1,838.37)
Units in Unlisted Unit Trusts (Australian)													
DEPGOLD	Perth Mint Australia Depository Unallocated Gold	0.00				0.00	0.00	0.00	0.00		0.00	0.00	0.00
		0.00				0.00	0.00	0.00	0.00		0.00	0.00	0.00

Dillenbeck Superannuation Fund
Investment Income Report

As at 30 June 2021

Investment	Total Income	Franked	Unfranked	Interest/ Other	Franking Credits	Foreign Income	Foreign Credits * 1	Assessable Income	TFN Credits	Other Deductions	Distributed Capital Gains	Non- Assessable Payments
								(Excl. Capital Gains) * 2				
	144,113.90	17,852.10	1,898.39	90,052.39	7,643.40	6,582.54	449.21	124,605.41	0.00	0.00	26,100.21	1,500.90

Assessable Income (Excl. Capital Gains) **124,605.41**

Net Capital Gain **20,105.47**

Total Assessable Income 144,710.88

* 1 Includes foreign credits from foreign capital gains.

* 2 Assessable Income in the SMSF Annual Return will be different as capital gains and losses from disposals of assets have not been included.

For a breakdown of Distributed Capital Gains and Non-Assessable Payments refer to Distributions Reconciliation Report.

Dillenbeck Superannuation Fund

Realised Capital Gains Report

For The Period 01 July 2020 - 30 June 2021

Investment		Accounting Treatment				Tax Treatment						
Purchase Contract Date	Disposal Contract Date	Units	Cost	Proceeds	Accounting Profit/(Loss)	Adjusted Cost Base	Reduced Cost Base	Indexed Cost Base	Indexed Gains	Discounted Gains (Gross)	Other Gains	Capital Loss
Managed Investments (Australian)												
Aberdeen Emerging Opportunities Fund												
		0.00	0.00	0.00	0.00	0.00	0.00	0.00	0.00	5,555.60	223.00	0.00
		0.00	0.00	0.00	0.00	0.00	0.00	0.00	0.00	5,555.60	223.00	0.00
Australian Unity Health Care Property Trust Wholesale												
		0.00	0.00	0.00	0.00	0.00	0.00	0.00	0.00	722.48	0.00	0.00
		0.00	0.00	0.00	0.00	0.00	0.00	0.00	0.00	722.48	0.00	0.00
Platinum Asia Fund												
		0.00	0.00	0.00	0.00	0.00	0.00	0.00	0.00	1,034.35	5,147.39	0.00
		0.00	0.00	0.00	0.00	0.00	0.00	0.00	0.00	1,034.35	5,147.39	0.00
Platinum International Brands Fund												
		0.00	0.00	0.00	0.00	0.00	0.00	0.00	0.00	1,140.41	2,596.85	0.00
		0.00	0.00	0.00	0.00	0.00	0.00	0.00	0.00	1,140.41	2,596.85	0.00
		0.00	0.00	0.00	0.00	0.00	0.00	0.00	0.00	8,452.84	7,967.24	0.00
Units in Listed Unit Trusts (Australian)												
Growthpoint Properties Australia												
		0.00	0.00	0.00	0.00	0.00	0.00	0.00	0.00	283.50	0.00	0.00
		0.00	0.00	0.00	0.00	0.00	0.00	0.00	0.00	283.50	0.00	0.00
Rural Funds Group												
		0.00	0.00	0.00	0.00	0.00	0.00	0.00	0.00	4,292.54	0.00	0.00
		0.00	0.00	0.00	0.00	0.00	0.00	0.00	0.00	4,292.54	0.00	0.00

Dillenbeck Superannuation Fund
Realised Capital Gains Report

For The Period 01 July 2020 - 30 June 2021

Investment		Accounting Treatment				Tax Treatment						
Purchase Contract Date	Disposal Contract Date	Units	Cost	Proceeds	Accounting Profit/(Loss)	Adjusted Cost Base	Reduced Cost Base	Indexed Cost Base	Indexed Gains	Discounted Gains (Gross)	Other Gains	Capital Loss
Units in Listed Unit Trusts (Australian)												
SPDR S&P/ASX 200 Listed Property Fund												
		0.00	0.00	0.00	0.00	0.00	0.00	0.00	0.00	2,408.07	0.00	0.00
		0.00	0.00	0.00	0.00	0.00	0.00	0.00	0.00	2,408.07	0.00	0.00
Stockland - Units/Ordinary Fully Paid Stapled Securities (GG)												
		0.00	0.00	0.00	0.00	0.00	0.00	0.00	0.00	1,457.60	0.00	0.00
		0.00	0.00	0.00	0.00	0.00	0.00	0.00	0.00	1,457.60	0.00	0.00
Vanguard Australian Property Securities Index ETF												
		0.00	0.00	0.00	0.00	0.00	0.00	0.00	0.00	1,059.18	94.00	0.00
		0.00	0.00	0.00	0.00	0.00	0.00	0.00	0.00	1,059.18	94.00	0.00
Vanguard Ftse Asia Ex Japan Shares Index Etf												
		0.00	0.00	0.00	0.00	0.00	0.00	0.00	0.00	30.44	0.00	0.00
		0.00	0.00	0.00	0.00	0.00	0.00	0.00	0.00	30.44	0.00	0.00
		0.00	0.00	0.00	0.00	0.00	0.00	0.00	0.00	9,531.33	94.00	0.00
		0.00	0.00	0.00	0.00	0.00	0.00	0.00	0.00	17,984.17	8,061.24	0.00

Dillenbeck Superannuation Fund

Members Statement

Timothy Lars Dillenbeck-Grantham
 Unit 8 12 Taylor Street
 BIGGERA WATERS, Queensland, 4216, Australia

Your Details

Date of Birth : Provided
 Age: 66
 Tax File Number: Provided
 Date Joined Fund: 30/07/2009
 Service Period Start Date: 30/07/2009
 Date Left Fund:
 Member Code: DILTIM00002P
 Account Start Date: 01/07/2014
 Account Phase: Retirement Phase
 Account Description: Account Based Pension 1

Nominated Beneficiaries N/A
 Vested Benefits 1,005,692
 Total Death Benefit 1,005,692
 Current Salary 0
 Previous Salary 0
 Disability Benefit 0

Your Balance

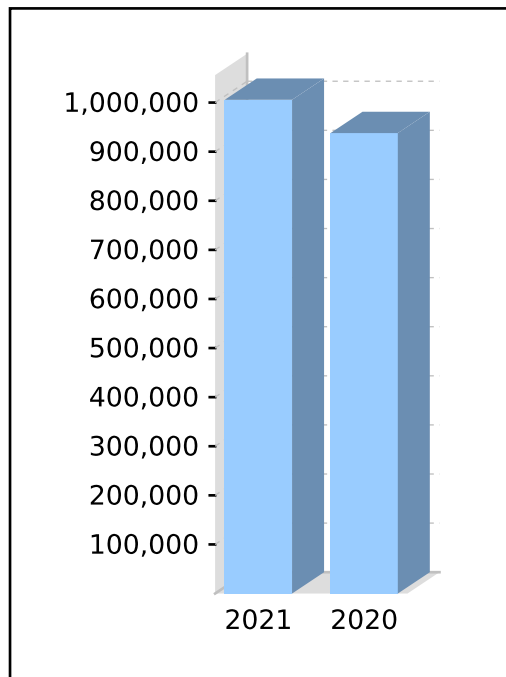
Total Benefits 1,005,692

Preservation Components

Preserved
 Unrestricted Non Preserved 1,005,692
 Restricted Non Preserved

Tax Components

Tax Free (51.62%) 519,137
 Taxable 486,555
 Investment Earnings Rate 10%



Your Detailed Account Summary

	This Year	Last Year
Opening balance at 01/07/2020	937,877	1,007,184
<u>Increases to Member account during the period</u>		
Employer Contributions		
Personal Contributions (Concessional)		
Personal Contributions (Non Concessional)		
Government Co-Contributions		
Other Contributions		
Proceeds of Insurance Policies		
Transfers In		
Net Earnings	91,265	22,603
Internal Transfer In		
<u>Decreases to Member account during the period</u>		
Pensions Paid	23,450	91,910
Contributions Tax		
Income Tax		
No TFN Excess Contributions Tax		
Excess Contributions Tax		
Refund Excess Contributions		
Division 293 Tax		
Insurance Policy Premiums Paid		
Management Fees		
Member Expenses		
Benefits Paid/Transfers Out		
Superannuation Surcharge Tax		
Internal Transfer Out		
Closing balance at 30/06/2021	1,005,692	937,877

Dillenbeck Superannuation Fund

Members Statement

Trustee's Disclaimer

This statement has been prepared by the Trustee for the member whose name appears at the top of this statement. Every effort has been made by the Trustee to ensure the accuracy and completeness of this Statement. The Trustee does not accept any liability for any error, omission or misprint. All amounts shown in relation to benefits do not take into account any amounts which may be withheld to satisfy the requirements imposed by the Income Tax Assessment Act 1936.

Signed by all the trustees of the fund

Timothy Lars Dillenbeck-Grantham
Director

Annika Karin Dillenbeck-Grantham
Director

Dillenbeck Superannuation Fund

Members Statement

Timothy Lars Dillenbeck-Grantham
 Unit 8 12 Taylor Street
 BIGGERA WATERS, Queensland, 4216, Australia

Your Details

Date of Birth : Provided
 Age: 66
 Tax File Number: Provided
 Date Joined Fund: 30/07/2009
 Service Period Start Date: 30/07/2009
 Date Left Fund:
 Member Code: DILTIM00003P
 Account Start Date: 01/07/2015
 Account Phase: Retirement Phase
 Account Description: Account Based Pension 2

Nominated Beneficiaries: Annika Karin Dillenbeck-Grantham
 Vested Benefits: 632,864
 Total Death Benefit: 632,864
 Current Salary: 0
 Previous Salary: 0
 Disability Benefit: 0

Your Balance

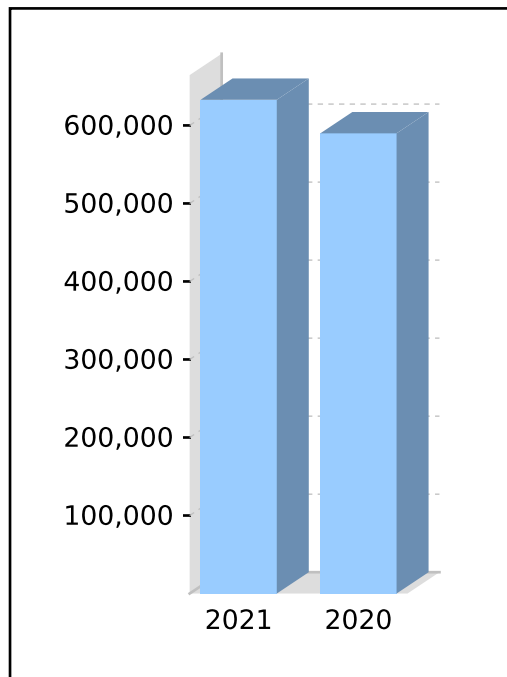
Total Benefits 632,864

Preservation Components

Preserved
 Unrestricted Non Preserved 632,864
 Restricted Non Preserved

Tax Components

Tax Free (94.32%) 596,908
 Taxable 35,956
 Investment Earnings Rate 10%



Your Detailed Account Summary

	This Year	Last Year
Opening balance at 01/07/2020	589,850	587,742
<u>Increases to Member account during the period</u>		
Employer Contributions		
Personal Contributions (Concessional)		
Personal Contributions (Non Concessional)		
Government Co-Contributions		
Other Contributions		
Proceeds of Insurance Policies		
Transfers In		
Net Earnings	57,764	13,858
Internal Transfer In		
<u>Decreases to Member account during the period</u>		
Pensions Paid	14,750	11,750
Contributions Tax		
Income Tax		
No TFN Excess Contributions Tax		
Excess Contributions Tax		
Refund Excess Contributions		
Division 293 Tax		
Insurance Policy Premiums Paid		
Management Fees		
Member Expenses		
Benefits Paid/Transfers Out		
Superannuation Surcharge Tax		
Internal Transfer Out		
Closing balance at 30/06/2021	632,864	589,850

Dillenbeck Superannuation Fund

Members Statement

Trustee's Disclaimer

This statement has been prepared by the Trustee for the member whose name appears at the top of this statement. Every effort has been made by the Trustee to ensure the accuracy and completeness of this Statement. The Trustee does not accept any liability for any error, omission or misprint. All amounts shown in relation to benefits do not take into account any amounts which may be withheld to satisfy the requirements imposed by the Income Tax Assessment Act 1936.

Signed by all the trustees of the fund

Timothy Lars Dillenbeck-Grantham
Director

Annika Karin Dillenbeck-Grantham
Director

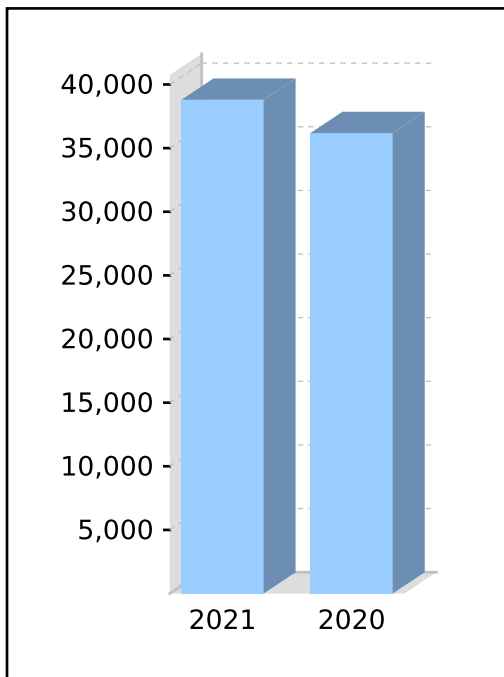
Dillenbeck Superannuation Fund

Members Statement

Timothy Lars Dillenbeck-Grantham
 Unit 8 12 Taylor Street
 BIGGERA WATERS, Queensland, 4216, Australia

Your Details		Nominated Beneficiaries	Annika Karin Dillenbeck-Grantham
Date of Birth :	Provided	Vested Benefits	38,798
Age:	66	Total Death Benefit	38,798
Tax File Number:	Provided	Current Salary	0
Date Joined Fund:	30/07/2009	Previous Salary	0
Service Period Start Date:	30/07/2009	Disability Benefit	0
Date Left Fund:			
Member Code:	DILTIM00004P		
Account Start Date	01/07/2016		
Account Phase:	Retirement Phase		
Account Description:	Account Based Pension 3		

Your Balance	
Total Benefits	38,798
<u>Preservation Components</u>	
Preserved	
Unrestricted Non Preserved	38,798
Restricted Non Preserved	
<u>Tax Components</u>	
Tax Free (98.55%)	38,237
Taxable	561
Investment Earnings Rate	10%



Your Detailed Account Summary		This Year	Last Year
Opening balance at	01/07/2020	36,184	36,054
<u>Increases to Member account during the period</u>			
Employer Contributions			
Personal Contributions (Concessional)			
Personal Contributions (Non Concessional)			
Government Co-Contributions			
Other Contributions			
Proceeds of Insurance Policies			
Transfers In			
Net Earnings		3,514	849
Internal Transfer In			
<u>Decreases to Member account during the period</u>			
Pensions Paid		900	720
Contributions Tax			
Income Tax			
No TFN Excess Contributions Tax			
Excess Contributions Tax			
Refund Excess Contributions			
Division 293 Tax			
Insurance Policy Premiums Paid			
Management Fees			
Member Expenses			
Benefits Paid/Transfers Out			
Superannuation Surcharge Tax			
Internal Transfer Out			
Closing balance at	30/06/2021	38,798	36,183

Dillenbeck Superannuation Fund

Members Statement

Trustee's Disclaimer

This statement has been prepared by the Trustee for the member whose name appears at the top of this statement. Every effort has been made by the Trustee to ensure the accuracy and completeness of this Statement. The Trustee does not accept any liability for any error, omission or misprint. All amounts shown in relation to benefits do not take into account any amounts which may be withheld to satisfy the requirements imposed by the Income Tax Assessment Act 1936.

Signed by all the trustees of the fund

Timothy Lars Dillenbeck-Grantham
Director

Annika Karin Dillenbeck-Grantham
Director

Dillenbeck Superannuation Fund

Members Statement

Timothy Lars Dillenbeck-Grantham
 Unit 8 12 Taylor Street
 BIGGERA WATERS, Queensland, 4216, Australia

Your Details

Date of Birth :	Provided	Nominated Beneficiaries	N/A
Age:	66	Vested Benefits	145,008
Tax File Number:	Provided	Total Death Benefit	145,008
Date Joined Fund:	30/07/2009	Current Salary	0
Service Period Start Date:	30/07/2009	Previous Salary	0
Date Left Fund:		Disability Benefit	0
Member Code:	DILTIM00005P		
Account Start Date	01/07/2018		
Account Phase:	Retirement Phase		
Account Description:	Account Based Pension 4		

Your Balance

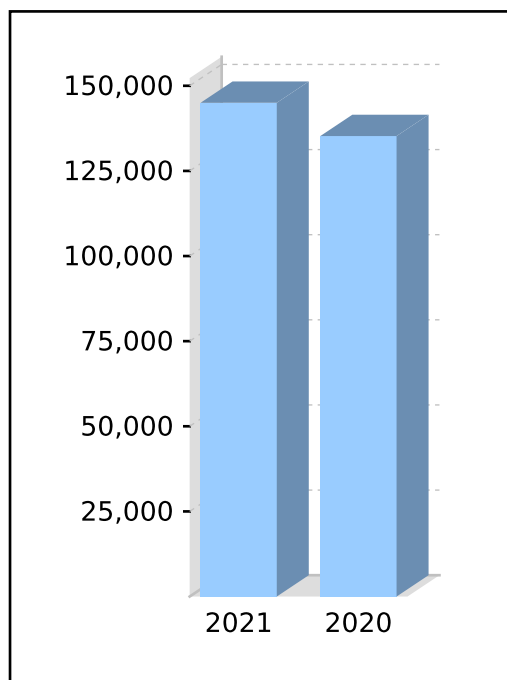
Total Benefits 145,008

Preservation Components

Preserved
 Unrestricted Non Preserved 145,008
 Restricted Non Preserved

Tax Components

Tax Free (80.39%) 116,575
 Taxable 28,433
 Investment Earnings Rate 10%



Your Detailed Account Summary

	This Year	Last Year
Opening balance at 01/07/2020	135,235	134,746
<u>Increases to Member account during the period</u>		
Employer Contributions		
Personal Contributions (Concessional)		
Personal Contributions (Non Concessional)		
Government Co-Contributions		
Other Contributions		
Proceeds of Insurance Policies		
Transfers In		
Net Earnings	13,153	3,179
Internal Transfer In		
<u>Decreases to Member account during the period</u>		
Pensions Paid	3,380	2,690
Contributions Tax		
Income Tax		
No TFN Excess Contributions Tax		
Excess Contributions Tax		
Refund Excess Contributions		
Division 293 Tax		
Insurance Policy Premiums Paid		
Management Fees		
Member Expenses		
Benefits Paid/Transfers Out		
Superannuation Surcharge Tax		
Internal Transfer Out		
Closing balance at 30/06/2021	145,008	135,235

Dillenbeck Superannuation Fund

Members Statement

Trustee's Disclaimer

This statement has been prepared by the Trustee for the member whose name appears at the top of this statement. Every effort has been made by the Trustee to ensure the accuracy and completeness of this Statement. The Trustee does not accept any liability for any error, omission or misprint. All amounts shown in relation to benefits do not take into account any amounts which may be withheld to satisfy the requirements imposed by the Income Tax Assessment Act 1936.

Signed by all the trustees of the fund

Timothy Lars Dillenbeck-Grantham
Director

Annika Karin Dillenbeck-Grantham
Director

Dillenbeck Superannuation Fund

Members Statement

Annika Karin Dillenbeck-Grantham
 Unit 8 12 Taylor Street
 BIGGERA WATERS, Queensland, 4216, Australia

Your Details		Nominated Beneficiaries	N/A
Date of Birth :	Provided	Vested Benefits	
Age:	63	Total Death Benefit	0
Tax File Number:	Provided	Current Salary	0
Date Joined Fund:	30/07/2009	Previous Salary	0
Service Period Start Date:	30/07/2009	Disability Benefit	0
Date Left Fund:			
Member Code:	DILANN00001A		
Account Start Date	30/07/2009		
Account Phase:	Accumulation Phase		
Account Description:	Accumulation		

Your Balance

Total Benefits

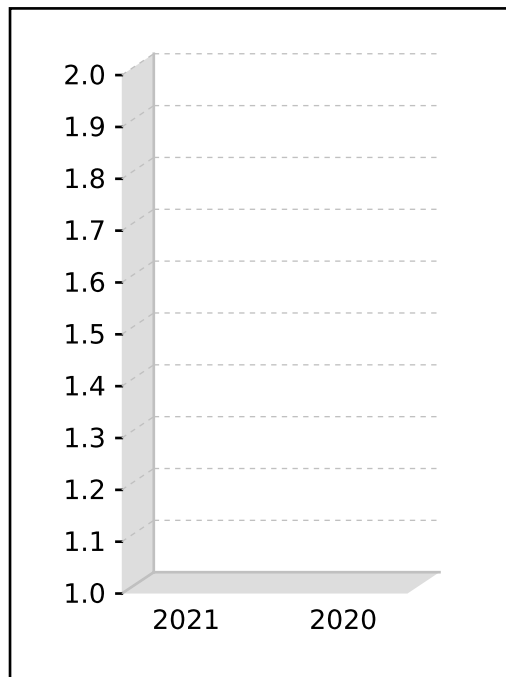
Preservation Components

Preserved
 Unrestricted Non Preserved
 Restricted Non Preserved

Tax Components

Tax Free
 Taxable

Investment Earnings Rate 0%



Your Detailed Account Summary

	This Year	Last Year
Opening balance at 01/07/2020		
<u>Increases to Member account during the period</u>		
Employer Contributions		
Personal Contributions (Concessional)		
Personal Contributions (Non Concessional)		
Government Co-Contributions		
Other Contributions		
Proceeds of Insurance Policies		
Transfers In		
Net Earnings		
Internal Transfer In		
<u>Decreases to Member account during the period</u>		
Pensions Paid		
Contributions Tax		
Income Tax		
No TFN Excess Contributions Tax		
Excess Contributions Tax		
Refund Excess Contributions		
Division 293 Tax		
Insurance Policy Premiums Paid		
Management Fees		
Member Expenses		
Benefits Paid/Transfers Out		
Superannuation Surcharge Tax		
Internal Transfer Out		
Closing balance at 30/06/2021	0	0

Dillenbeck Superannuation Fund

Members Statement

Trustee's Disclaimer

This statement has been prepared by the Trustee for the member whose name appears at the top of this statement. Every effort has been made by the Trustee to ensure the accuracy and completeness of this Statement. The Trustee does not accept any liability for any error, omission or misprint. All amounts shown in relation to benefits do not take into account any amounts which may be withheld to satisfy the requirements imposed by the Income Tax Assessment Act 1936.

Signed by all the trustees of the fund

Timothy Lars Dillenbeck-Grantham
Director

Annika Karin Dillenbeck-Grantham
Director

Dillenbeck Superannuation Fund

Members Statement

Annika Karin Dillenbeck-Grantham
 Unit 8 12 Taylor Street
 BIGGERA WATERS, Queensland, 4216, Australia

Your Details

Date of Birth : Provided
 Age: 63
 Tax File Number: Provided
 Date Joined Fund: 30/07/2009
 Service Period Start Date: 30/07/2009
 Date Left Fund:
 Member Code: DILANN00002P
 Account Start Date: 01/07/2017
 Account Phase: Retirement Phase
 Account Description: Account Based Pension 1

Nominated Beneficiaries: Timothy Lars Dillenbeck-Grantham
 Vested Benefits: 1,446,906
 Total Death Benefit: 1,446,906
 Current Salary: 0
 Previous Salary: 0
 Disability Benefit: 0

Your Balance

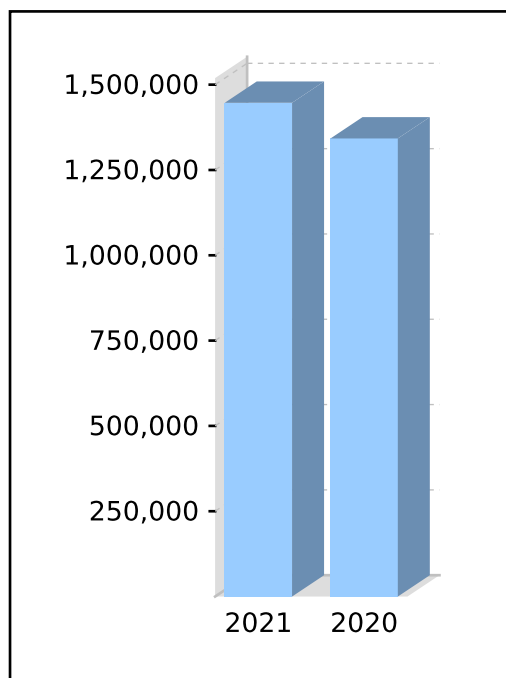
Total Benefits 1,446,906

Preservation Components

Preserved
 Unrestricted Non Preserved 1,446,906
 Restricted Non Preserved

Tax Components

Tax Free (58.17%) 841,710
 Taxable 605,196
 Investment Earnings Rate 10%



Your Detailed Account Summary

	This Year	Last Year
Opening balance at 01/07/2020	1,342,398	1,337,802
<u>Increases to Member account during the period</u>		
Employer Contributions		
Personal Contributions (Concessional)		
Personal Contributions (Non Concessional)		
Government Co-Contributions		
Other Contributions		
Proceeds of Insurance Policies		
Transfers In		
Net Earnings	131,358	31,356
Internal Transfer In		
<u>Decreases to Member account during the period</u>		
Pensions Paid	26,850	26,760
Contributions Tax		
Income Tax		
No TFN Excess Contributions Tax		
Excess Contributions Tax		
Refund Excess Contributions		
Division 293 Tax		
Insurance Policy Premiums Paid		
Management Fees		
Member Expenses		
Benefits Paid/Transfers Out		
Superannuation Surcharge Tax		
Internal Transfer Out		
Closing balance at 30/06/2021	1,446,906	1,342,398

Dillenbeck Superannuation Fund

Members Statement

Trustee's Disclaimer

This statement has been prepared by the Trustee for the member whose name appears at the top of this statement. Every effort has been made by the Trustee to ensure the accuracy and completeness of this Statement. The Trustee does not accept any liability for any error, omission or misprint. All amounts shown in relation to benefits do not take into account any amounts which may be withheld to satisfy the requirements imposed by the Income Tax Assessment Act 1936.

Signed by all the trustees of the fund

Timothy Lars Dillenbeck-Grantham
Director

Annika Karin Dillenbeck-Grantham
Director

Dillenbeck Superannuation Fund

Members Statement

Annika Karin Dillenbeck-Grantham
 Unit 8 12 Taylor Street
 BIGGERA WATERS, Queensland, 4216, Australia

Your Details

Date of Birth :	Provided	Nominated Beneficiaries	N/A
Age:	63	Vested Benefits	90,149
Tax File Number:	Provided	Total Death Benefit	90,149
Date Joined Fund:	30/07/2009	Current Salary	0
Service Period Start Date:	30/07/2009	Previous Salary	0
Date Left Fund:		Disability Benefit	0
Member Code:	DILANN00003P		
Account Start Date	01/07/2018		
Account Phase:	Retirement Phase		
Account Description:	Account Based Pension 2		

Your Balance

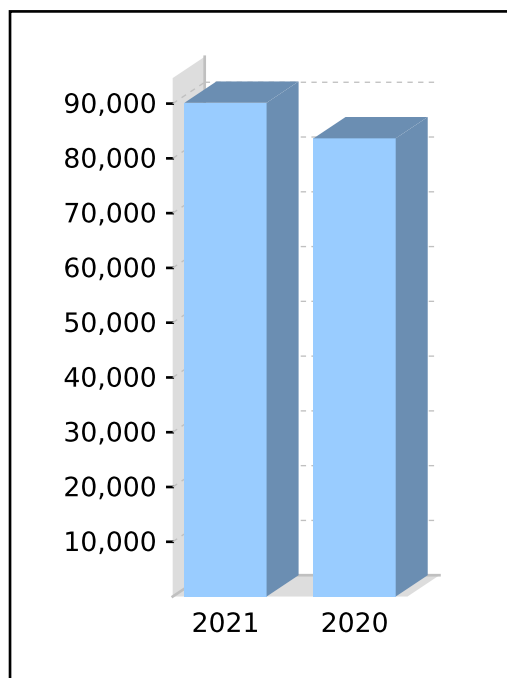
Total Benefits 90,149

Preservation Components

Preserved
 Unrestricted Non Preserved 90,149
 Restricted Non Preserved

Tax Components

Tax Free (97.47%) 87,865
 Taxable 2,284
 Investment Earnings Rate 10%



Your Detailed Account Summary

	This Year	Last Year
Opening balance at 01/07/2020	83,653	83,358
<u>Increases to Member account during the period</u>		
Employer Contributions		
Personal Contributions (Concessional)		
Personal Contributions (Non Concessional)		
Government Co-Contributions		
Other Contributions		
Proceeds of Insurance Policies		
Transfers In		
Net Earnings	8,166	1,966
Internal Transfer In		
<u>Decreases to Member account during the period</u>		
Pensions Paid	1,670	1,670
Contributions Tax		
Income Tax		
No TFN Excess Contributions Tax		
Excess Contributions Tax		
Refund Excess Contributions		
Division 293 Tax		
Insurance Policy Premiums Paid		
Management Fees		
Member Expenses		
Benefits Paid/Transfers Out		
Superannuation Surcharge Tax		
Internal Transfer Out		
Closing balance at 30/06/2021	90,149	83,654

Dillenbeck Superannuation Fund

Members Statement

Trustee's Disclaimer

This statement has been prepared by the Trustee for the member whose name appears at the top of this statement. Every effort has been made by the Trustee to ensure the accuracy and completeness of this Statement. The Trustee does not accept any liability for any error, omission or misprint. All amounts shown in relation to benefits do not take into account any amounts which may be withheld to satisfy the requirements imposed by the Income Tax Assessment Act 1936.

Signed by all the trustees of the fund

Timothy Lars Dillenbeck-Grantham
Director

Annika Karin Dillenbeck-Grantham
Director

Dillenbeck Superannuation Fund

Members Statement

Annika Karin Dillenbeck-Grantham
 Unit 8 12 Taylor Street
 BIGGERA WATERS, Queensland, 4216, Australia

Your Details

Date of Birth :	Provided	Nominated Beneficiaries	N/A
Age:	63	Vested Benefits	100,744
Tax File Number:	Provided	Total Death Benefit	100,744
Date Joined Fund:	30/07/2009	Current Salary	0
Service Period Start Date:	30/07/2009	Previous Salary	0
Date Left Fund:		Disability Benefit	0
Member Code:	DILANN00005P		
Account Start Date	26/10/2018		
Account Phase:	Retirement Phase		
Account Description:	Account Based Pension 3		

Your Balance

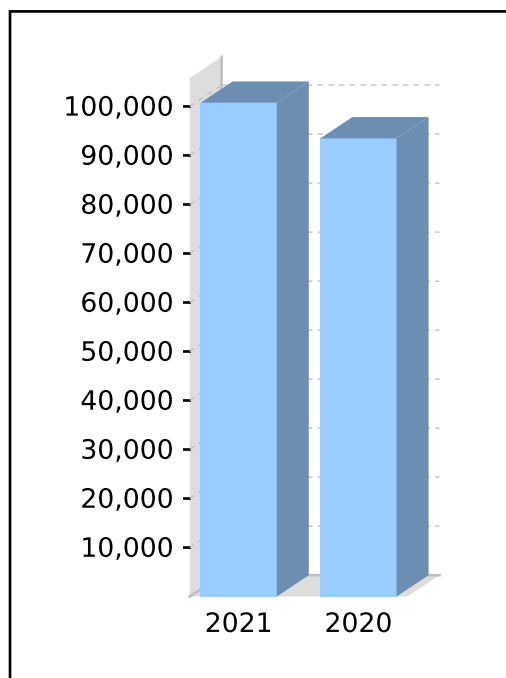
Total Benefits 100,744

Preservation Components

Preserved
 Unrestricted Non Preserved 100,744
 Restricted Non Preserved

Tax Components

Tax Free (100.00%) 100,744
 Taxable
 Investment Earnings Rate 10%



Your Detailed Account Summary

	This Year	Last Year
Opening balance at 01/07/2020	93,477	93,137
<u>Increases to Member account during the period</u>		
Employer Contributions		
Personal Contributions (Concessional)		
Personal Contributions (Non Concessional)		
Government Co-Contributions		
Other Contributions		
Proceeds of Insurance Policies		
Transfers In		
Net Earnings	9,137	2,200
Internal Transfer In		
<u>Decreases to Member account during the period</u>		
Pensions Paid	1,870	1,860
Contributions Tax		
Income Tax		
No TFN Excess Contributions Tax		
Excess Contributions Tax		
Refund Excess Contributions		
Division 293 Tax		
Insurance Policy Premiums Paid		
Management Fees		
Member Expenses		
Benefits Paid/Transfers Out		
Superannuation Surcharge Tax		
Internal Transfer Out		
Closing balance at 30/06/2021	100,744	93,477

Dillenbeck Superannuation Fund

Members Statement

Trustee's Disclaimer

This statement has been prepared by the Trustee for the member whose name appears at the top of this statement. Every effort has been made by the Trustee to ensure the accuracy and completeness of this Statement. The Trustee does not accept any liability for any error, omission or misprint. All amounts shown in relation to benefits do not take into account any amounts which may be withheld to satisfy the requirements imposed by the Income Tax Assessment Act 1936.

Signed by all the trustees of the fund

Timothy Lars Dillenbeck-Grantham
Director

Annika Karin Dillenbeck-Grantham
Director

Dillenbeck Superannuation Fund

Members Statement

Annika Karin Dillenbeck-Grantham
 Unit 8 12 Taylor Street
 BIGGERA WATERS, Queensland, 4216, Australia

Your Details

Date of Birth :	Provided	Nominated Beneficiaries	N/A
Age:	63	Vested Benefits	224,066
Tax File Number:	Provided	Total Death Benefit	224,066
Date Joined Fund:	30/07/2009	Current Salary	0
Service Period Start Date:	30/07/2009	Previous Salary	0
Date Left Fund:		Disability Benefit	0
Member Code:	DILANN00006P		
Account Start Date	20/12/2018		
Account Phase:	Retirement Phase		
Account Description:	Account Based Pension 4		

Your Balance

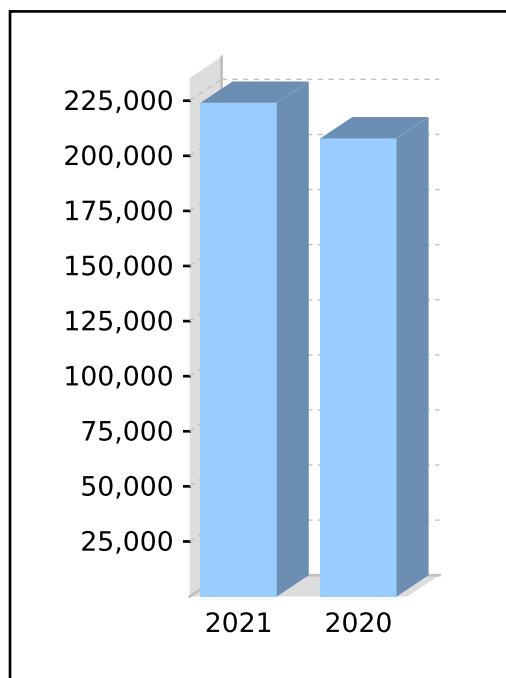
Total Benefits 224,066

Preservation Components

Preserved
 Unrestricted Non Preserved 224,066
 Restricted Non Preserved

Tax Components

Tax Free (100.00%) 224,066
 Taxable
 Investment Earnings Rate 10%



Your Detailed Account Summary

	This Year	Last Year
Opening balance at 01/07/2020	207,912	207,165
<u>Increases to Member account during the period</u>		
Employer Contributions		
Personal Contributions (Concessional)		
Personal Contributions (Non Concessional)		
Government Co-Contributions		
Other Contributions		
Proceeds of Insurance Policies		
Transfers In		
Net Earnings	20,314	4,886
Internal Transfer In		
<u>Decreases to Member account during the period</u>		
Pensions Paid	4,160	4,140
Contributions Tax		
Income Tax		
No TFN Excess Contributions Tax		
Excess Contributions Tax		
Refund Excess Contributions		
Division 293 Tax		
Insurance Policy Premiums Paid		
Management Fees		
Member Expenses		
Benefits Paid/Transfers Out		
Superannuation Surcharge Tax		
Internal Transfer Out		
Closing balance at 30/06/2021	224,066	207,911

Dillenbeck Superannuation Fund

Members Statement

Trustee's Disclaimer

This statement has been prepared by the Trustee for the member whose name appears at the top of this statement. Every effort has been made by the Trustee to ensure the accuracy and completeness of this Statement. The Trustee does not accept any liability for any error, omission or misprint. All amounts shown in relation to benefits do not take into account any amounts which may be withheld to satisfy the requirements imposed by the Income Tax Assessment Act 1936.

Signed by all the trustees of the fund

Timothy Lars Dillenbeck-Grantham
Director

Annika Karin Dillenbeck-Grantham
Director

Self-managed superannuation fund annual return **2021**

Who should complete this annual return?

Only self-managed superannuation funds (SMSFs) can complete this annual return. All other funds must complete the *Fund income tax return 2021* (NAT 71287).

- ❗ The *Self-managed superannuation fund annual return instructions 2021* (NAT 71606) (the instructions) can assist you to complete this annual return.
- ➡ The SMSF annual return cannot be used to notify us of a change in fund membership. You must update fund details via ABR.gov.au or complete the Change of details for superannuation entities form (NAT 3036).

To complete this annual return

- Print clearly, using a BLACK pen only.
 - Use BLOCK LETTERS and print one character per box.
-
- Place in ALL applicable boxes.

- ➡ Postal address for annual returns:

Australian Taxation Office
GPO Box 9845
[insert the name and postcode
of your capital city]

For example;

Australian Taxation Office
GPO Box 9845
SYDNEY NSW 2001

Section A: Fund information

1 Tax file number (TFN)

- ❗ The ATO is authorised by law to request your TFN. You are not obliged to quote your TFN but not quoting it could increase the chance of delay or error in processing your annual return. See the Privacy note in the Declaration.

➡ To assist processing, write the fund's TFN at the top of pages 3, 5, 7 and 9.

2 Name of self-managed superannuation fund (SMSF)

3 Australian business number (ABN) (if applicable)

4 Current postal address

Suburb/town

State/territory

Postcode

5 Annual return status

Is this an amendment to the SMSF's 2021 return?

A No Yes

Is this the first required return for a newly registered SMSF?

B No Yes

6 SMSF auditor

Auditor's name

Title: Mr Mrs Miss Ms Other

Family name

First given name

Other given names

SMSF Auditor Number

Auditor's phone number

Postal address

Suburb/town

State/territory

Postcode

Date audit was completed **A** / /
Day / Month / YearWas Part A of the audit report qualified? **B** No YesWas Part B of the audit report qualified? **C** No YesIf Part B of the audit report was qualified, have the reported issues been rectified? **D** No Yes**7 Electronic funds transfer (EFT)**

We need your self-managed super fund's financial institution details to pay any super payments and tax refunds owing to you.

A Fund's financial institution account details

This account is used for super contributions and rollovers. Do not provide a tax agent account here.

Fund BSB number

Fund account number

Fund account name

I would like my tax refunds made to this account. Go to C.**B Financial institution account details for tax refunds**

This account is used for tax refunds. You can provide a tax agent account here.

BSB number

Account number

Account name

C Electronic service address alias

Provide the electronic service address alias (ESA) issued by your SMSF messaging provider. (For example, SMSFdataESAAlias). See instructions for more information.

- 8 Status of SMSF** Australian superannuation fund **A** No Yes Fund benefit structure **B** Code
 Does the fund trust deed allow acceptance of the Government's Super Co-contribution and Low Income Super Amounts? **C** No Yes

9 Was the fund wound up during the income year?

No Yes **▶** If yes, provide the date on which the fund was wound up Day / Month / Year **▶** Have all tax lodgment and payment obligations been met? No Yes

10 Exempt current pension income

Did the fund pay retirement phase superannuation income stream benefits to one or more members in the income year?

To claim a tax exemption for current pension income, you must pay at least the minimum benefit payment under the law. Record exempt current pension income at Label **A**.

No **▶** Go to Section B: Income.

Yes **▶** Exempt current pension income amount **A** \$

Which method did you use to calculate your exempt current pension income?

Segregated assets method **B**

Unsegregated assets method **C** **▶** Was an actuarial certificate obtained? **D** Yes

Did the fund have any other income that was assessable?

E Yes **▶** Go to Section B: Income.

No **▶** Choosing 'No' means that you do not have any assessable income, including no-TFN quoted contributions. Go to Section C: Deductions and non-deductible expenses. (Do **not** complete Section B: Income.)

If you are entitled to claim any tax offsets, you can list these at Section D: Income tax calculation statement.

Section B: Income

Do not complete this section if all superannuation interests in the SMSF were supporting superannuation income streams in the retirement phase for the **entire year**, there was **no** other income that was assessable, and you **have not** realised a deferred notional gain. If you are entitled to claim any tax offsets, you can record these at Section D: Income tax calculation statement.

11 Income

Did you have a capital gains tax (CGT) event during the year? **G** No Yes

If the total capital loss or total capital gain is greater than \$10,000 or you elected to use the transitional CGT relief in 2017 and the deferred notional gain has been realised, complete and attach a *Capital gains tax (CGT) schedule 2021*.

Have you applied an exemption or rollover? **M** No Yes

Code

Net capital gain **A** \$

Gross rent and other leasing and hiring income **B** \$

Gross interest **C** \$

Forestry managed investment scheme income **X** \$

Gross foreign income D1 \$	Net foreign income D \$	Loss <input type="text"/>
-----------------------------------	--------------------------------	---------------------------

Australian franking credits from a New Zealand company **E** \$

Transfers from foreign funds **F** \$

Number

Gross payments where ABN not quoted **H** \$

Gross distribution from partnerships **I** \$

Loss

*Unfranked dividend amount **J** \$

*Franked dividend amount **K** \$

*Dividend franking credit **L** \$

*Gross trust distributions **M** \$

Code

Calculation of assessable contributions	
Assessable employer contributions	
R1 \$	
plus Assessable personal contributions	
R2 \$	
plus **No-TFN-quoted contributions	
R3 \$	
<i>(an amount must be included even if it is zero)</i>	
less Transfer of liability to life insurance company or PST	
R6 \$	

Assessable contributions
R \$
(**R1** plus **R2** plus **R3** less **R6**)

Calculation of non-arm's length income	
*Net non-arm's length private company dividends	
U1 \$	
plus *Net non-arm's length trust distributions	
U2 \$	
plus *Net other non-arm's length income	
U3 \$	

*Other income **S** \$

*Assessable income due to changed tax status of fund **T** \$

Net non-arm's length income
U \$
(subject to 45% tax rate)
(**U1** plus **U2** plus **U3**)

Code

#This is a mandatory label.
*If an amount is entered at this label, check the instructions to ensure the correct tax treatment has been applied.

GROSS INCOME (Sum of labels A to U) W \$	Loss <input type="text"/>
--	---------------------------

Exempt current pension income **Y** \$

TOTAL ASSESSABLE INCOME (W less Y) V \$	Loss <input type="text"/>
---	---------------------------

Section C: Deductions and non-deductible expenses

12 Deductions and non-deductible expenses

- Under 'Deductions' list all expenses and allowances you are entitled to claim a deduction for. Under 'Non-deductible expenses', list all other expenses or normally allowable deductions that you cannot claim as a deduction (for example, all expenses related to exempt current pension income should be recorded in the 'Non-deductible expenses' column).

DEDUCTIONS		NON-DEDUCTIBLE EXPENSES	
Interest expenses within Australia	A1 \$		A2 \$
Interest expenses overseas	B1 \$		B2 \$
Capital works expenditure	D1 \$		D2 \$
Decline in value of depreciating assets	E1 \$		E2 \$
Insurance premiums – members	F1 \$		F2 \$
SMSF auditor fee	H1 \$		H2 \$
Investment expenses	I1 \$		I2 \$
Management and administration expenses	J1 \$		J2 \$
Forestry managed investment scheme expense	U1 \$		U2 \$
Other amounts	L1 \$	Code	L2 \$
Tax losses deducted	M1 \$		

TOTAL DEDUCTIONS
N \$
 (Total **A1** to **M1**)

TOTAL NON-DEDUCTIBLE EXPENSES
Y \$
 (Total **A2** to **L2**)

#TAXABLE INCOME OR LOSS Loss
O \$
 (**TOTAL ASSESSABLE INCOME** *less*
TOTAL DEDUCTIONS)

TOTAL SMSF EXPENSES
Z \$
 (**N** *plus* **Y**)

#This is a mandatory label.

Section D: Income tax calculation statement

#Important:

Section B label **R3**, Section C label **O** and Section D labels **A, T1, J, T5** and **I** are mandatory. If you leave these labels blank, you will have specified a zero amount.

13 Calculation statement

Please refer to the *Self-managed superannuation fund annual return instructions 2021* on how to complete the calculation statement.

#Taxable income	A \$	<i>(an amount must be included even if it is zero)</i>
#Tax on taxable income	T1 \$	<i>(an amount must be included even if it is zero)</i>
#Tax on no-TFN-quoted contributions	J \$	<i>(an amount must be included even if it is zero)</i>

Gross tax **B \$**

(T1 plus J)

Foreign income tax offset	
C1 \$	
Rebates and tax offsets	Non-refundable non-carry forward tax offsets
C2 \$	C \$
	<i>(C1 plus C2)</i>

SUBTOTAL 1

T2 \$

(B less C – cannot be less than zero)

Early stage venture capital limited partnership tax offset	
D1 \$	
Early stage venture capital limited partnership tax offset carried forward from previous year	Non-refundable carry forward tax offsets
D2 \$	D \$
Early stage investor tax offset	<i>(D1 plus D2 plus D3 plus D4)</i>
D3 \$	
Early stage investor tax offset carried forward from previous year	SUBTOTAL 2
D4 \$	T3 \$
	<i>(T2 less D – cannot be less than zero)</i>

Complying fund's franking credits tax offset	
E1 \$	
No-TFN tax offset	
E2 \$	
National rental affordability scheme tax offset	
E3 \$	
Exploration credit tax offset	Refundable tax offsets
E4 \$	E \$
	<i>(E1 plus E2 plus E3 plus E4)</i>

#TAX PAYABLE **T5 \$**

(T3 less E – cannot be less than zero)

Section 102AAM interest charge

G \$

Credit for interest on early payments – amount of interest	
H1 \$	
Credit for tax withheld – foreign resident withholding (excluding capital gains)	
H2 \$	
Credit for tax withheld – where ABN or TFN not quoted (non-individual)	
H3 \$	
Credit for TFN amounts withheld from payments from closely held trusts	
H5 \$	
Credit for interest on no-TFN tax offset	
H6 \$	
Credit for foreign resident capital gains withholding amounts	
H8 \$	
	Eligible credits
	H \$
	<i>(H1 plus H2 plus H3 plus H5 plus H6 plus H8)</i>

#Tax offset refunds (Remainder of refundable tax offsets)	I \$	<i>(unused amount from label E – an amount must be included even if it is zero)</i>
---	-------------	---

PAYG instalments raised

K \$

Supervisory levy

L \$

Supervisory levy adjustment for wound up funds

M \$

Supervisory levy adjustment for new funds

N \$

AMOUNT DUE OR REFUNDABLE A positive amount at S is what you owe, while a negative amount is refundable to you.	S \$	<i>(T5 plus G less H less I less K plus L less M plus N)</i>
---	-------------	--

#This is a mandatory label.

Section E: Losses**14 Losses**

! If total loss is greater than \$100,000, complete and attach a *Losses schedule 2021*.

Tax losses carried forward to later income years **U \$**Net capital losses carried forward to later income years **V \$**

Section F: Member information

MEMBER 1

Title: Mr Mrs Miss Ms Other

Family name

First given name

Other given names

Member's TFN

See the Privacy note in the Declaration.

Date of birth

Contributions

OPENING ACCOUNT BALANCE \$

! Refer to instructions for completing these labels.

Employer contributions

A \$

ABN of principal employer

A1

Personal contributions

B \$

CGT small business retirement exemption

C \$

CGT small business 15-year exemption amount

D \$

Personal injury election

E \$

Spouse and child contributions

F \$

Other third party contributions

G \$

Proceeds from primary residence disposal

H \$

Receipt date Day / Month / Year

H1

Assessable foreign superannuation fund amount

I \$

Non-assessable foreign superannuation fund amount

J \$

Transfer from reserve: assessable amount

K \$

Transfer from reserve: non-assessable amount

L \$

Contributions from non-complying funds and previously non-complying funds

T \$

Any other contributions (including Super Co-contributions and Low Income Super Amounts)

M \$

TOTAL CONTRIBUTIONS N \$

(Sum of labels **A** to **M**)

Other transactions

Allocated earnings or losses **O \$**

Loss

Accumulation phase account balance

S1 \$

Inward rollovers and transfers **P \$**

Retirement phase account balance – Non CDBIS

S2 \$

Outward rollovers and transfers **Q \$**

Lump Sum payments **R1 \$**

Retirement phase account balance – CDBIS

S3 \$

Income stream payments **R2 \$**

Code

Code

TRIS Count

CLOSING ACCOUNT BALANCE S \$

(**S1** plus **S2** plus **S3**)

Accumulation phase value **X1 \$**

Retirement phase value **X2 \$**

Outstanding limited recourse borrowing arrangement amount **Y \$**

MEMBER 2

Title: Mr Mrs Miss Ms Other

Family name

First given name

Other given names

Member's TFN

See the Privacy note in the Declaration.

Date of birth

Contributions

OPENING ACCOUNT BALANCE \$

! Refer to instructions for completing these labels.

Employer contributions

A \$

ABN of principal employer

A1

Personal contributions

B \$

CGT small business retirement exemption

C \$

CGT small business 15-year exemption amount

D \$

Personal injury election

E \$

Spouse and child contributions

F \$

Other third party contributions

G \$

Proceeds from primary residence disposal

H \$

Receipt date Day / Month / Year

H1

Assessable foreign superannuation fund amount

I \$

Non-assessable foreign superannuation fund amount

J \$

Transfer from reserve: assessable amount

K \$

Transfer from reserve: non-assessable amount

L \$

Contributions from non-complying funds and previously non-complying funds

T \$

Any other contributions (including Super Co-contributions and Low Income Super Amounts)

M \$

TOTAL CONTRIBUTIONS N \$

(Sum of labels **A** to **M**)

Other transactions

Allocated earnings or losses **O \$**

Loss

Accumulation phase account balance

S1 \$

Inward rollovers and transfers **P \$**

Retirement phase account balance - Non CDBIS

S2 \$

Outward rollovers and transfers **Q \$**

Retirement phase account balance - CDBIS

S3 \$

Lump Sum payments **R1 \$**

Income stream payments **R2 \$**

Code

Code

TRIS Count

CLOSING ACCOUNT BALANCE S \$

(**S1** plus **S2** plus **S3**)

Accumulation phase value **X1 \$**

Retirement phase value **X2 \$**

Outstanding limited recourse borrowing arrangement amount **Y \$**

OFFICIAL: Sensitive (when completed)

Section H: Assets and liabilities
15 ASSETS

15a Australian managed investments

Listed trusts **A \$**

Unlisted trusts **B \$**

Insurance policy **C \$**

Other managed investments **D \$**

15b Australian direct investments

<p>Limited recourse borrowing arrangements</p> <p>Australian residential real property J1 \$</p> <p>Australian non-residential real property J2 \$</p> <p>Overseas real property J3 \$</p> <p>Australian shares J4 \$</p> <p>Overseas shares J5 \$</p> <p>Other J6 \$</p> <p>Property count J7</p>	<p>Cash and term deposits E \$</p> <p>Debt securities F \$</p> <p style="padding-left: 100px;">Loans G \$</p> <p style="padding-left: 100px;">Listed shares H \$</p> <p style="padding-left: 100px;">Unlisted shares I \$</p> <p style="padding-left: 100px;">Limited recourse borrowing arrangements J \$</p> <p style="padding-left: 100px;">Non-residential real property K \$</p> <p style="padding-left: 150px;">Residential real property L \$</p> <p style="padding-left: 100px;">Collectables and personal use assets M \$</p> <p style="padding-left: 100px;">Other assets O \$</p>
--	--

15c Other investments

Crypto-Currency **N \$**

15d Overseas direct investments

Overseas shares **P \$**

Overseas non-residential real property **Q \$**

Overseas residential real property **R \$**

Overseas managed investments **S \$**

Other overseas assets **T \$**

TOTAL AUSTRALIAN AND OVERSEAS ASSETS U \$ <small>(Sum of labels A to T)</small>

15e In-house assets

Did the fund have a loan to, lease to or investment in, related parties (known as in-house assets) at the end of the income year?

A No Yes **) \$**

15f Limited recourse borrowing arrangements

If the fund had an LRBA were the LRBA borrowings from a licensed financial institution? **A** No Yes

Did the members or related parties of the fund use personal guarantees or other security for the LRBA? **B** No Yes

16 LIABILITIES

Borrowings for limited recourse borrowing arrangements	
V1 \$	
Permissible temporary borrowings	
V2 \$	
Other borrowings	
V3 \$	Borrowings V \$
Total member closing account balances (total of all CLOSING ACCOUNT BALANCES from Sections F and G) W \$	
Reserve accounts X \$	
Other liabilities Y \$	
TOTAL LIABILITIES Z \$	

Section I: Taxation of financial arrangements**17 Taxation of financial arrangements (TOFA)**

Total TOFA gains **H \$**

Total TOFA losses **I \$**

Section J: Other information**Family trust election status**

If the trust or fund has made, or is making, a family trust election, write the four-digit **income year specified** of the election (for example, for the 2020–21 income year, write **2021**). **A**

If revoking or varying a family trust election, print **R** for revoke or print **V** for variation, and complete and attach the *Family trust election, revocation or variation 2021*. **B**

Interposed entity election status

If the trust or fund has an existing election, write the earliest income year specified. If the trust or fund is making one or more elections this year, write the earliest income year being specified and complete an *Interposed entity election or revocation 2021* for each election. **C**

If revoking an interposed entity election, print **R**, and complete and attach the *Interposed entity election or revocation 2021*. **D**

Section K: Declarations

 Penalties may be imposed for false or misleading information in addition to penalties relating to any tax shortfalls.

Important

Before making this declaration check to ensure that all income has been disclosed and the annual return, all attached schedules and any additional documents are true and correct in every detail. If you leave labels blank, you will have specified a zero amount or the label was not applicable to you. If you are in doubt about any aspect of the annual return, place all the facts before the ATO.

Privacy

The ATO is authorised by the *Taxation Administration Act 1953* to request the provision of tax file numbers (TFNs). We will use the TFN to identify the entity in our records. It is not an offence not to provide the TFN. However if you do not provide the TFN, the processing of this form may be delayed.

Taxation law authorises the ATO to collect information and disclose it to other government agencies. For information about your privacy go to ato.gov.au/privacy

TRUSTEE'S OR DIRECTOR'S DECLARATION:

I declare that, the current trustees and directors have authorised this annual return and it is documented as such in the SMSF's records. I have received a copy of the audit report and are aware of any matters raised therein. The information on this annual return, including any attached schedules and additional documentation is true and correct.

Authorised trustee's, director's or public officer's signature

Date Day / Month / Year

Preferred trustee or director contact details:

Title: Mr Mrs Miss Ms Other

Family name

First given name

Other given names

Phone number

Email address

Non-individual trustee name (if applicable)

ABN of non-individual trustee

Time taken to prepare and complete this annual return **Hrs**

 The Commissioner of Taxation, as Registrar of the Australian Business Register, may use the ABN and business details which you provide on this annual return to maintain the integrity of the register. For further information, refer to the instructions.

TAX AGENT'S DECLARATION:

I declare that the *Self-managed superannuation fund annual return 2021* has been prepared in accordance with information provided by the trustees, that the trustees have given me a declaration stating that the information provided to me is true and correct, and that the trustees have authorised me to lodge this annual return.

Tax agent's signature

Date Day / Month / Year

Tax agent's contact details

Title: Mr Mrs Miss Ms Other

Family name

First given name

Other given names

Tax agent's practice

Tax agent's phone number

Reference number

Tax agent number