
Financial statements and reports for the year ended
30 June 2022

Jakins Superannuation Fund

Jakins Superannuation Fund

Reports Index

Trustees Declaration

Statement of Taxable Income

Operating Statement

Detailed Operating Statement

Statement of Financial Position

Detailed Statement of Financial Position

Notes to the Financial Statements

Members Statement

Investment Summary

Investment Performance

Investment Movement

Detailed Schedule of Fund Assets

Jakins Superannuation Fund Trustees Declaration

The trustees have determined that the Fund is not a reporting entity and that these special purpose financial statements should be prepared in accordance with the accounting policies described in Note 1 to the financial statements.

The trustees declare that:

- (i) the financial statements and notes to the financial statements for the year ended 30 June 2022 present fairly, in all material respects, the financial position of the Superannuation Fund at 30 June 2022 and the results of its operations for the year ended on that date in accordance with the accounting policies described in Note 1 to the financial statements;
- (ii) the financial statements and notes to the financial statements have been prepared in accordance with the requirements of the trust deed; and
- (iii) the operation of the superannuation fund has been carried out in accordance with its trust deed and in compliance with the requirements of the Superannuation Industry (Supervision) Act 1993 and associated Regulations during the year ended 30 June 2022.

Signed in accordance with a resolution of the trustees by:

.....
Dianne Jakins

Trustee

.....
Kevin Jakins

Trustee

.....
Paul Jakins

Trustee

24 April 2023

Jakins Superannuation Fund

Statement of Taxable Income

For the year ended 30 June 2022

	2022
	\$
Benefits accrued as a result of operations	(75,951.21)
Less	
Other Non Taxable Income	4,326.83
Realised Accounting Capital Gains	530.10
Accounting Trust Distributions	170.22
	<u>5,027.15</u>
Add	
Decrease in MV of investments	113,227.30
Franking Credits	5,529.38
Taxable Trust Distributions	50.22
	<u>118,806.90</u>
SMSF Annual Return Rounding	(1.54)
Taxable Income or Loss	<u>37,827.00</u>
Income Tax on Taxable Income or Loss	5,674.05
Less	
Franking Credits	5,529.38
	<u>144.67</u>
CURRENT TAX OR REFUND	<u>144.67</u>
Supervisory Levy	259.00
Income Tax Instalments Paid	(1,674.00)
AMOUNT DUE OR REFUNDABLE	<u>(1,270.33)</u>

Jakins Superannuation Fund

Operating Statement

For the year ended 30 June 2022

	Note	2022 \$	2021 \$
Income			
Investment Income			
Trust Distributions	9	170.22	465.06
Dividends Received	8	15,362.12	10,495.21
Contribution Income			
Employer Contributions		26,034.71	40,996.88
Proceeds from Insurance Policies		4,326.83	0.00
Total Income		<u>45,893.88</u>	<u>51,957.15</u>
Expenses			
Accountancy Fees		1,830.00	4,075.00
ATO Supervisory Levy		259.00	518.00
Auditor's Remuneration		375.00	375.00
Investment Expenses		0.00	299.00
		<u>2,464.00</u>	<u>5,267.00</u>
Member Payments			
Life Insurance Premiums		6,683.89	6,261.35
Investment Losses			
Changes in Market Values	10	112,697.20	(55,393.28)
Total Expenses		<u>121,845.09</u>	<u>(43,864.93)</u>
Benefits accrued as a result of operations before income tax		<u>(75,951.21)</u>	<u>95,822.08</u>
Income Tax Expense	11	144.67	3,304.17
Benefits accrued as a result of operations		<u>(76,095.88)</u>	<u>92,517.91</u>

Jakins Superannuation Fund

Detailed Operating Statement

For the year ended 30 June 2022

	2022	2021
	\$	\$
Income		
Investment Income		
Trust Distributions		
Lendlease Group	170.22	182.56
Stockland	0.00	282.50
	<u>170.22</u>	<u>465.06</u>
Dividends Received		
Adairs Limited	360.00	0.00
Altium Limited	210.00	146.00
Appen Limited	100.00	77.50
Bega Cheese Limited	210.00	0.00
Betashares Global Cybersecurity Etf	589.62	914.64
Bluescope Steel Limited	0.00	200.00
Brambles Limited	586.00	512.40
Brickworks Limited	730.00	600.00
Cedar Woods Properties Limited	790.00	0.00
Coles Group Limited.	610.00	605.00
Data#3 Limited	1,005.00	682.00
Invocare Limited	420.00	430.00
Jumbo Interactive Limited	405.00	180.00
Mcmillan Shakespeare Limited	991.00	302.00
Mcperson's Limited	135.00	315.00
Monadelphous Group Limited	900.00	610.00
National Australia Bank Limited	1,143.00	720.00
Origin Energy Limited	400.00	450.00
Reliance Worldwide Corporation Limited	0.00	112.50
Resmed Inc	0.00	83.17
Sandfire Resources Limited	290.00	0.00
Schaffer Corporation Limited	900.00	0.00
Seven Group Holdings Limited	460.00	440.00
Sonic Healthcare Limited	1,425.00	1,305.00
Stockland	632.50	0.00
Suncorp Group Limited	1,420.00	720.00
Telstra Corporation Limited.	0.00	480.00
Washington H Soul Pattinson & Company Limited	650.00	610.00
	<u>15,362.12</u>	<u>10,495.21</u>
Contribution Income		
Employer Contributions - Concessional		
Kevin Jakins	5,880.00	18,440.62
Paul Jakins	20,154.71	22,556.26
	<u>26,034.71</u>	<u>40,996.88</u>
Proceeds from Insurance Policies		
Jakins, Kevin - Accumulation (Accumulation)	4,326.83	0.00
	<u>4,326.83</u>	<u>0.00</u>
Total Income	<u>45,893.88</u>	<u>51,957.15</u>
Expenses		

Jakins Superannuation Fund

Detailed Operating Statement

For the year ended 30 June 2022

	2022	2021
	\$	\$
Accountancy Fees	1,830.00	4,075.00
ATO Supervisory Levy	259.00	518.00
Auditor's Remuneration	375.00	375.00
	<u>2,464.00</u>	<u>4,968.00</u>
Investment Expenses		
Investment Subscriptions	0.00	299.00
	<u>0.00</u>	<u>299.00</u>
Member Payments		
Life Insurance Premiums		
Jakins, Kevin - Accumulation (Accumulation)	3,871.45	3,661.90
Jakins, Paul - Accumulation (Accumulation)	2,812.44	2,599.45
	<u>6,683.89</u>	<u>6,261.35</u>
Investment Losses		
Realised Movements in Market Value		
Shares in Listed Companies (Australian)		
Betashares Global Cybersecurity Etf	(530.10)	0.00
Bluescope Steel Limited	0.00	(1,268.32)
Cleanaway Waste Management Limited	0.00	(200.10)
Reliance Worldwide Corporation Limited	0.00	5,210.86
Resmed Inc	0.00	(1,215.10)
Telstra Corporation Limited.	0.00	(170.10)
	<u>(530.10)</u>	<u>2,357.24</u>
Unrealised Movements in Market Value		
Shares in Listed Companies (Australian)		
Adairs Limited	4,659.90	0.00
Altium Limited	4,890.00	(2,105.00)
Appen Limited	7,990.00	12,869.95
Bega Cheese Limited	4,869.90	0.00
Bendigo And Adelaide Bank Limited	299.95	0.00
Betashares Global Cybersecurity Etf	1,810.05	(2,290.05)
Bluescope Steel Limited	0.00	(12,604.90)
Brambles Limited	1,460.00	(1,140.00)
Brickworks Limited	8,939.95	(9,240.00)
Cedar Woods Properties Limited	9,539.90	0.00
Cleanaway Waste Management Limited	0.00	(979.95)
Coles Group Limited.	(720.00)	80.00
Data#3 Limited	5,700.00	(4,970.05)
Envirosuite Limited	(615.00)	550.00
Eroad Limited	6,840.00	(835.05)
Invocare Limited	2,220.00	(1,290.05)
Jumbo Interactive Limited	3,550.00	(3,540.05)
Kogan.com Ltd	8,629.95	629.95
Lynas Rare Earths Limited	(3,020.00)	(140.05)
Mcmillan Shakespeare Limited	5,379.95	307.65
Mcperson's Limited	1,335.00	4,819.95
Monadelphous Group Limited	1,000.00	3,549.95
National Australia Bank Limited	(617.05)	(7,200.00)
Nearmap Ltd	4,980.00	2,209.95
Origin Energy Limited	(2,440.00)	2,660.00
Orora Limited	319.95	0.00
Quickstep Holdings Limited	1,410.00	3,008.00
Reliance Worldwide Corporation Limited	0.00	(7,135.72)

Jakins Superannuation Fund

Detailed Operating Statement

For the year ended 30 June 2022

	2022	2021
	\$	\$
Resmed Inc	0.00	2,775.05
Rpmglobal Holdings Limited	650.00	(2,605.05)
Sandfire Resources Limited	2,380.00	89.95
Schaffer Corporation Limited	3,059.95	0.00
Seven Group Holdings Limited	3,740.00	(3,170.00)
Sonic Healthcare Limited	8,085.00	(11,955.00)
Stockland	2,625.00	(2,880.05)
Suncorp Group Limited	309.95	(3,760.00)
Telstra Corporation Limited.	0.00	(169.95)
Washington H Soul Pattinson & Company Limited	10,190.00	(14,200.00)
	<u>109,452.35</u>	<u>(58,660.52)</u>
Units in Listed Unit Trusts (Australian)		
Betashares Nasdaq 100 Etf	1,424.95	0.00
Lendlease Group	2,350.00	910.00
	<u>3,774.95</u>	<u>910.00</u>
Changes in Market Values	<u>112,697.20</u>	<u>(55,393.28)</u>
Total Expenses	<u>121,845.09</u>	<u>(43,864.93)</u>
Benefits accrued as a result of operations before income tax	<u>(75,951.21)</u>	<u>95,822.08</u>
Income Tax Expense		
Income Tax Expense	144.67	3,304.17
Total Income Tax	<u>144.67</u>	<u>3,304.17</u>
Benefits accrued as a result of operations	<u>(76,095.88)</u>	<u>92,517.91</u>

Jakins Superannuation Fund

Statement of Financial Position

As at 30 June 2022

	Note	2022	2021
		\$	\$
Assets			
Investments			
Shares in Listed Companies (Australian)	2	475,818.00	459,021.00
Units in Listed Unit Trusts (Australian)	3	22,465.00	11,460.00
Total Investments		<u>498,283.00</u>	<u>470,481.00</u>
Other Assets			
Jakins Superannuation Fund		77,238.48	164,846.62
Income Tax Refundable		1,529.33	0.00
Total Other Assets		<u>78,767.81</u>	<u>164,846.62</u>
Total Assets		<u>577,050.81</u>	<u>635,327.62</u>
Less:			
Liabilities			
Income Tax Payable		0.00	3,304.17
PAYG Payable		2,490.89	0.00
Sundry Creditors		22,369.85	0.00
Total Liabilities		<u>24,860.74</u>	<u>3,304.17</u>
Net assets available to pay benefits		<u>552,190.07</u>	<u>632,023.45</u>
Represented by:			
Liability for accrued benefits allocated to members' accounts	5, 6		
Jakins, Paul - Accumulation		278,145.59	311,636.67
Jakins, Dianne - Accumulation		208,269.52	245,371.09
Jakins, Kevin - Accumulation		65,774.96	75,015.69
Total Liability for accrued benefits allocated to members' accounts		<u>552,190.07</u>	<u>632,023.45</u>

Jakins Superannuation Fund

Detailed Statement of Financial Position

As at 30 June 2022

	Note	2022 \$	2021 \$
Assets			
Investments			
Shares in Listed Companies (Australian)	2		
Adairs Limited		5,730.00	0.00
Altium Limited		13,455.00	18,345.00
Appen Limited		5,610.00	13,600.00
Bega Cheese Limited		15,280.00	0.00
Bendigo And Adelaide Bank Limited		9,070.00	0.00
Betashares Global Cybersecurity Etf		8,710.00	19,240.00
Brambles Limited		21,420.00	22,880.00
Brickworks Limited		27,810.00	25,070.00
Cedar Woods Properties Limited		14,720.00	0.00
Coles Group Limited.		17,810.00	17,090.00
Data#3 Limited		27,960.00	33,660.00
Envirosuite Limited		2,325.00	900.00
Eroad Limited		1,890.00	8,730.00
Invocare Limited		20,920.00	23,140.00
Jumbo Interactive Limited		14,220.00	17,770.00
Kogan.com Ltd		2,780.00	5,790.00
Lynas Rare Earths Limited		8,730.00	5,710.00
Mcmillan Shakespeare Limited		19,480.00	12,950.00
Mcperson's Limited		1,965.00	3,300.00
Monadelphous Group Limited		19,900.00	20,900.00
National Australia Bank Limited		27,390.00	23,598.00
Nearmap Ltd		6,180.00	11,160.00
Origin Energy Limited		11,460.00	9,020.00
Orora Limited		5,475.00	0.00
Quickstep Holdings Limited		3,478.00	4,888.00
Rpmglobal Holdings Limited		8,250.00	8,900.00
Sandfire Resources Limited		4,450.00	6,830.00
Schaffer Corporation Limited		17,720.00	0.00
Seven Group Holdings Limited		16,610.00	20,350.00
Sonic Healthcare Limited		49,515.00	57,600.00
Stockland		9,025.00	11,650.00
Suncorp Group Limited		32,940.00	22,220.00
Washington H Soul Pattinson & Company Limited		23,540.00	33,730.00
Units in Listed Unit Trusts (Australian)	3		
Betashares Nasdaq 100 Etf		13,355.00	0.00
Lendlease Group		9,110.00	11,460.00
Total Investments		498,283.00	470,481.00

Jakins Superannuation Fund

Detailed Statement of Financial Position

As at 30 June 2022

	Note	2022	2021
		\$	\$
Other Assets			
Bank Accounts	4		
Jakins Superannuation Fund		77,238.48	164,846.62
Income Tax Refundable		1,529.33	0.00
Total Other Assets		<u>78,767.81</u>	<u>164,846.62</u>
Total Assets		<u>577,050.81</u>	<u>635,327.62</u>
Less:			
Liabilities			
Income Tax Payable		0.00	3,304.17
PAYG Payable		2,490.89	0.00
Sundry Creditors		22,369.85	0.00
Total Liabilities		<u>24,860.74</u>	<u>3,304.17</u>
Net assets available to pay benefits		<u>552,190.07</u>	<u>632,023.45</u>
Represented By :			
Liability for accrued benefits allocated to members' accounts			
	5, 6		
Jakins, Paul - Accumulation		278,145.59	311,636.67
Jakins, Dianne - Accumulation		208,269.52	245,371.09
Jakins, Kevin - Accumulation		65,774.96	75,015.69
Total Liability for accrued benefits allocated to members' accounts		<u>552,190.07</u>	<u>632,023.45</u>

Notes to the Financial Statements

For the year ended 30 June 2022

Note 1: Summary of Significant Accounting Policies

The trustees have prepared the financial statements on the basis that the Superannuation Fund is not a reporting entity because it is not publicly accountable and is not required by law or governing document to prepare financial statements that comply with Australian Accounting Standards. The financial statements are therefore special purpose financial statements that have been prepared in order to meet the requirements of the Superannuation Industry (Supervision) Act 1993 and associated Regulations, the trust deed of the Fund and the needs of members.

The financial statements have been prepared on a cash basis and are based on historical costs, except for investments which have been measured at market value.

The following significant accounting policies, which are consistent with the policies applied in the previous period unless otherwise stated, have been adopted in the preparation of the financial statements.

The financial statements were authorised for issue by the Trustee(s).

a. Measurement of Investments

The Fund initially recognises:

- (i) an investment when it controls the future economic benefits expected to flow from the asset. For financial assets, the trade date is considered to be the date on which control of the future economic benefits attributable to the asset passes to the Fund; and
- (ii) a financial liability on the date it becomes a party to the contractual provisions of the instrument.

Investments of the Fund have been measured at market value, which refers to the amount that a willing buyer could reasonably be expected to pay to acquire an asset from a willing seller if the following assumptions were made:

- that the buyer and the seller deal with each other at arm's length in relation to the sale;
- that the sale occurred after proper marketing of the asset; and
- that the buyer and the seller acted knowledgeably and prudentially in relation to the sale.

Market value has been determined as follows:

- (i) shares and other securities listed on the Australian Securities Exchange by reference to the relevant market quotations at the end of the reporting period;
- (ii) units in managed funds by reference to the unit redemption price at the end of the reporting period;
- (iii) fixed-interest securities by reference to the redemption price at the end of the reporting period;
- (iv) unlisted investments are stated at trustees' assessment based on estimated market value at balance date or where necessary, an external valuer's opinion; and
- (v) investment properties at the trustees' assessment of the market value or where necessary a qualified independent valuer's opinion at the end of reporting period.

Financial liabilities, such as trade creditors and other payables, are measured at the gross value of the outstanding balance at the end of the reporting period. The trustees have determined that the gross values of the Fund's financial liabilities is equivalent to their market values. Any remeasurement changes in the gross values of non-current financial liabilities (including liabilities for members' accrued benefits) are recognised in the operating statement in the periods in which they occur.

b. Cash and Cash Equivalents

Cash and cash equivalents include cash on hand and at call, deposits with banks and short-term, highly liquid investments that are readily convertible to cash and subject to an insignificant risk of change in value.

c. Revenue

Revenue is recognised to the extent that it is probable that the economic benefits will flow to the Fund and the revenue can be reliably measured. Revenue is recognised at the fair value of the consideration received or receivable.

Notes to the Financial Statements

For the year ended 30 June 2022

Interest revenue

Interest revenue is recognised in respect of fixed-interest securities, and cash and cash equivalent balances. Interest revenue is recognised upon receipt.

Dividend revenue

Dividend revenue is recognised when the dividend has been paid or, in the case of dividend reinvestment schemes, when the dividend is credited to the benefit of the fund.

Rental revenue

Rental revenue arising from operating leases on investment properties is recognised upon receipt.

Distribution revenue

Distributions from unit trusts and managed funds are recognised as at the date the unit value is quoted ex-distribution and if not received at the end of the reporting period, are reflected in the statement of financial position as a receivable at market value.

Remeasurement changes in market values

Remeasurement changes in the market values of assets are recognised as income and determined as the difference between the market value at year-end or consideration received (if sold during the year) and the market value as at the prior year-end or cost (if acquired during the period).

Contributions

Contributions and transfers in are recognised when the control and the benefits from the revenue have been attained and are recorded by the Fund, gross of any taxes, in the period to which they relate.

d. Liability for Accrued Benefits

The liability for accrued benefits represents the Fund's present obligation to pay benefits to members and beneficiaries, and has been calculated as the difference between the carrying amount of the assets and the carrying amount of the other payables and income tax liabilities as at the end of the reporting period.

e. Critical Accounting Estimates and Judgements

The preparation of financial statements requires the trustees to make judgements, estimates and assumptions that affect the application of accounting policies and the reported amounts of assets and liabilities, income and expenses. Actual results may differ from these estimates.

Estimates and underlying assumptions are reviewed on an ongoing basis. Revisions to accounting estimates are recognised in the period in which the estimate is revised and in any future period affected.

Note 2: Shares in Listed Companies (Australian)

	2022 \$	2021 \$
Adairs Limited	5,730.00	0.00
Altium Limited	13,455.00	18,345.00
Appen Limited	5,610.00	13,600.00
Bendigo And Adelaide Bank Limited	9,070.00	0.00
Bega Cheese Limited	15,280.00	0.00
Brickworks Limited	27,810.00	25,070.00

Jakins Superannuation Fund**Notes to the Financial Statements**

For the year ended 30 June 2022

Brambles Limited	21,420.00	22,880.00
Coles Group Limited.	17,810.00	17,090.00
Cedar Woods Properties Limited	14,720.00	0.00
Data#3 Limited	27,960.00	33,660.00
Eroad Limited	1,890.00	8,730.00
Envirosuite Limited	2,325.00	900.00
Betashares Global Cybersecurity Etf	8,710.00	19,240.00
Invocare Limited	20,920.00	23,140.00
Jumbo Interactive Limited	14,220.00	17,770.00
Kogan.com Ltd	2,780.00	5,790.00
Lynas Rare Earths Limited	8,730.00	5,710.00
Mcperson's Limited	1,965.00	3,300.00
Mcmillan Shakespeare Limited	19,480.00	12,950.00
Monadelphous Group Limited	19,900.00	20,900.00
National Australia Bank Limited	27,390.00	23,598.00
Nearmap Ltd	6,180.00	11,160.00
Orora Limited	5,475.00	0.00
Origin Energy Limited	11,460.00	9,020.00
Quickstep Holdings Limited	3,478.00	4,888.00
Rpmglobal Holdings Limited	8,250.00	8,900.00
Schaffer Corporation Limited	17,720.00	0.00
Sandfire Resources Limited	4,450.00	6,830.00
Stockland	9,025.00	11,650.00
Sonic Healthcare Limited	49,515.00	57,600.00
Washington H Soul Pattinson & Company Limited	23,540.00	33,730.00
Suncorp Group Limited	32,940.00	22,220.00
Seven Group Holdings Limited	16,610.00	20,350.00
	475,818.00	459,021.00

Note 3: Units in Listed Unit Trusts (Australian)

	2022	2021
	\$	\$
Lendlease Group	9,110.00	11,460.00
Betashares Nasdaq 100 Etf	13,355.00	0.00

Notes to the Financial Statements

For the year ended 30 June 2022

22,465.00	11,460.00
-----------	-----------

Note 4: Banks and Term Deposits

	2022 \$	2021 \$
Banks		
Jakins Superannuation Fund	77,238.48	164,846.62
	77,238.48	164,846.62

Note 5: Liability for Accrued Benefits

	2022 \$	2021 \$
Liability for accrued benefits at beginning of year	632,023.45	539,505.54
Benefits accrued as a result of operations	(76,095.88)	92,517.91
Current year member movements	(3,737.50)	0.00
Liability for accrued benefits at end of year	552,190.07	632,023.45

Note 6: Vested Benefits

Vested benefits are benefits that are not conditional upon continued membership of the fund (or any factor other than resignation from the plan) and include benefits which members were entitled to receive had they terminated their fund membership as at the end of the reporting period.

	2022 \$	2021 \$
Vested Benefits	552,190.07	632,023.45

Note 7: Guaranteed Benefits

No guarantees have been made in respect of any part of the liability for accrued benefits.

Note 8: Dividends

	2022 \$	2021 \$
Adairs Limited	360.00	0.00
Altium Limited	210.00	146.00
Appen Limited	100.00	77.50
Bega Cheese Limited	210.00	0.00
Betashares Global Cybersecurity Etf	589.62	914.64
Bluescope Steel Limited	0.00	200.00

Jakins Superannuation Fund

Notes to the Financial Statements

For the year ended 30 June 2022

Brambles Limited	586.00	512.40
Brickworks Limited	730.00	600.00
Cedar Woods Properties Limited	790.00	0.00
Coles Group Limited.	610.00	605.00
Data#3 Limited	1,005.00	682.00
Invocare Limited	420.00	430.00
Jumbo Interactive Limited	405.00	180.00
Mcmillan Shakespeare Limited	991.00	302.00
Mcperson's Limited	135.00	315.00
Monadelphous Group Limited	900.00	610.00
National Australia Bank Limited	1,143.00	720.00
Origin Energy Limited	400.00	450.00
Reliance Worldwide Corporation Limited	0.00	112.50
Resmed Inc	0.00	83.17
Sandfire Resources Limited	290.00	0.00
Schaffer Corporation Limited	900.00	0.00
Seven Group Holdings Limited	460.00	440.00
Sonic Healthcare Limited	1,425.00	1,305.00
Stockland	632.50	0.00
Suncorp Group Limited	1,420.00	720.00
Telstra Corporation Limited.	0.00	480.00
Washington H Soul Pattinson & Company Limited	650.00	610.00
	15,362.12	10,495.21

Note 9: Trust Distributions

	2022	2021
	\$	\$
Lendlease Group	170.22	182.56
Stockland	0.00	282.50
	170.22	465.06

Note 10: Changes in Market Values

Unrealised Movements in Market Value

	2022	2021
	\$	\$
Shares in Listed Companies (Australian)		
Adairs Limited	(4,659.90)	0.00

Notes to the Financial Statements

For the year ended 30 June 2022

Altium Limited	(4,890.00)	2,105.00
Appen Limited	(7,990.00)	(12,869.95)
Bega Cheese Limited	(4,869.90)	0.00
Bendigo And Adelaide Bank Limited	(299.95)	0.00
Betashares Global Cybersecurity Etf	(1,810.05)	2,290.05
Bluescope Steel Limited	0.00	12,604.90
Brambles Limited	(1,460.00)	1,140.00
Brickworks Limited	(8,939.95)	9,240.00
Cedar Woods Properties Limited	(9,539.90)	0.00
Cleanaway Waste Management Limited	0.00	979.95
Coles Group Limited.	720.00	(80.00)
Data#3 Limited	(5,700.00)	4,970.05
Envirosuite Limited	615.00	(550.00)
Eroad Limited	(6,840.00)	835.05
Invocare Limited	(2,220.00)	1,290.05
Jumbo Interactive Limited	(3,550.00)	3,540.05
Kogan.com Ltd	(8,629.95)	(629.95)
Lynas Rare Earths Limited	3,020.00	140.05
Mcmillan Shakespeare Limited	(5,379.95)	(307.65)
Mcperson's Limited	(1,335.00)	(4,819.95)
Monadelphous Group Limited	(1,000.00)	(3,549.95)
National Australia Bank Limited	617.05	7,200.00
Nearmap Ltd	(4,980.00)	(2,209.95)
Origin Energy Limited	2,440.00	(2,660.00)
Orora Limited	(319.95)	0.00
Quickstep Holdings Limited	(1,410.00)	(3,008.00)
Reliance Worldwide Corporation Limited	0.00	7,135.72
Resmed Inc	0.00	(2,775.05)
Rpmglobal Holdings Limited	(650.00)	2,605.05
Sandfire Resources Limited	(2,380.00)	(89.95)
Schaffer Corporation Limited	(3,059.95)	0.00
Seven Group Holdings Limited	(3,740.00)	3,170.00
Sonic Healthcare Limited	(8,085.00)	11,955.00

Jakins Superannuation Fund

Notes to the Financial Statements

For the year ended 30 June 2022

Stockland	(2,625.00)	2,880.05
Suncorp Group Limited	(309.95)	3,760.00
Telstra Corporation Limited.	0.00	169.95
Washington H Soul Pattinson & Company Limited	(10,190.00)	14,200.00
	<u>(109,452.35)</u>	<u>58,660.52</u>
Units in Listed Unit Trusts (Australian)		
Betashares Nasdaq 100 Etf	(1,424.95)	0.00
Lendlease Group	(2,350.00)	(910.00)
	<u>(3,774.95)</u>	<u>(910.00)</u>
Total Unrealised Movement	<u>(113,227.30)</u>	<u>57,750.52</u>
Realised Movements in Market Value		
	2022	2021
	\$	\$
Shares in Listed Companies (Australian)		
Betashares Global Cybersecurity Etf	530.10	0.00
Bluescope Steel Limited	0.00	1,268.32
Cleanaway Waste Management Limited	0.00	200.10
Reliance Worldwide Corporation Limited	0.00	(5,210.86)
Resmed Inc	0.00	1,215.10
Telstra Corporation Limited.	0.00	170.10
	<u>530.10</u>	<u>(2,357.24)</u>
Total Realised Movement	<u>530.10</u>	<u>(2,357.24)</u>
Changes in Market Values	<u>(112,697.20)</u>	<u>55,393.28</u>
Note 11: Income Tax Expense		
	2022	2021
	\$	\$
The components of tax expense comprise		
Current Tax	144.67	3,304.17
	<u>144.67</u>	<u>3,304.17</u>
Income Tax Expense	<u>144.67</u>	<u>3,304.17</u>

The prima facie tax on benefits accrued before income tax is reconciled to the income tax as follows:

Jakins Superannuation Fund**Notes to the Financial Statements**

For the year ended 30 June 2022

Prima facie tax payable on benefits accrued before income tax at 15%	(11,392.68)	14,373.31
Less:		
Tax effect of:		
Increase in MV of Investments	0.00	8,662.58
Realised Accounting Capital Gains	79.52	(353.59)
Accounting Trust Distributions	25.53	69.76
Other Non-Taxable Income	649.02	0.00
Add:		
Tax effect of:		
Decrease in MV of Investments	16,984.10	0.00
Franking Credits	829.41	472.90
TFN Credits	0.00	6.60
Taxable Trust Distributions	7.53	22.50
Distributed Foreign Income	0.00	4.88
Rounding	(0.24)	(0.59)
Income Tax on Taxable Income or Loss	5,674.05	6,500.85
Less credits:		
Franking Credits	5,529.38	3,152.68
TFN Credits	0.00	44.00
Current Tax or Refund	<u>144.67</u>	<u>3,304.17</u>

Jakins Superannuation Fund

Members Statement

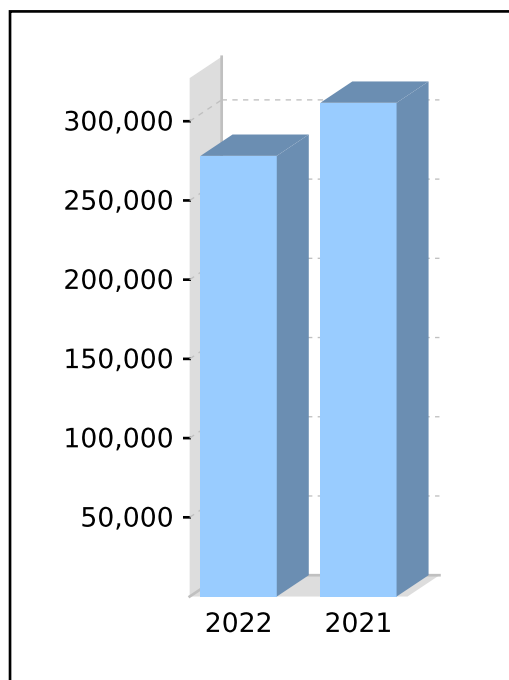
Paul Douglas Jakins
 9 Hayes Street
 Bunbury, Western Australia, 6230, Australia

Your Details

Date of Birth :	Provided	Nominated Beneficiaries:	N/A
Age:	60	Nomination Type:	N/A
Tax File Number:	Provided	Vested Benefits:	278,145.59
Date Joined Fund:	01/04/2004	Total Death Benefit:	278,145.59
Service Period Start Date:	01/07/2018		
Date Left Fund:			
Member Code:	JAKPAU00002A		
Account Start Date:	01/04/2004		
Account Phase:	Accumulation Phase		
Account Description:	Accumulation		

Your Balance

Total Benefits	278,145.59
<u>Preservation Components</u>	
Preserved	278,145.59
Unrestricted Non Preserved	
Restricted Non Preserved	
<u>Tax Components</u>	
Tax Free	
Taxable	278,145.59
Investment Earnings Rate	-14.99%



Your Detailed Account Summary

	This Year	Last Year
Opening balance at 01/07/2021	311,636.67	279,356.97
<u>Increases to Member account during the period</u>		
Employer Contributions	20,154.71	22,556.26
Personal Contributions (Concessional)		
Personal Contributions (Non Concessional)		
Government Co-Contributions		
Other Contributions		
Proceeds of Insurance Policies		
Transfers In		
Net Earnings	(46,852.13)	31,743.06
Internal Transfer In		
<u>Decreases to Member account during the period</u>		
Pensions Paid		
Contributions Tax	3,023.18	3,383.45
Income Tax	958.04	247.34
No TFN Excess Contributions Tax		
Excess Contributions Tax		
Refund Excess Contributions		
Division 293 Tax		
Insurance Policy Premiums Paid	2,812.44	2,599.45
Management Fees		
Member Expenses		
Benefits Paid/Transfers Out		
Superannuation Surcharge Tax		
Internal Transfer Out		15,789.38
Closing balance at 30/06/2022	278,145.59	311,636.67

Jakins Superannuation Fund
Members Statement

Trustee's Disclaimer

This statement has been prepared by the Trustee for the member whose name appears at the top of this statement. Every effort has been made by the Trustee to ensure the accuracy and completeness of this Statement. The Trustee does not accept any liability for any error, omission or misprint. All amounts shown in relation to benefits do not take into account any amounts which may be withheld to satisfy the requirements imposed by the Income Tax Assessment Act 1936.

Signed by all the trustees of the fund

Dianne Elizabeth Jakins
Trustee

Kevin Robert Jakins
Trustee

Paul Douglas Jakins
Trustee

Jakins Superannuation Fund

Members Statement

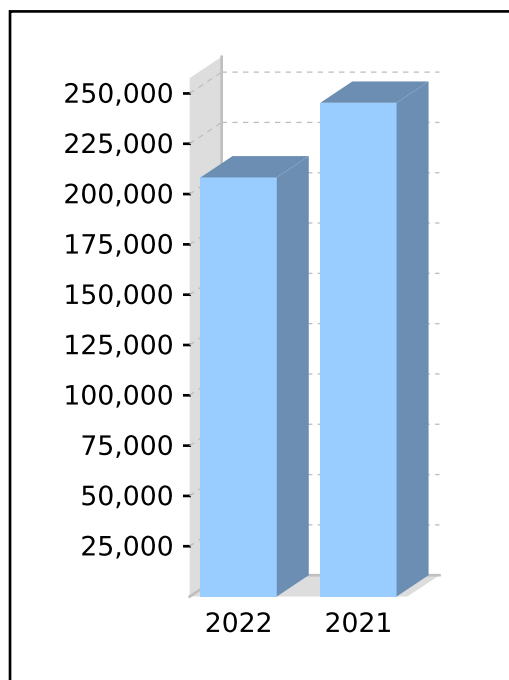
Dianne Elizabeth Jakins
 9 Hayes Street
 Bunbury, Western Australia, 6230, Australia

Your Details

Date of Birth :	Provided	Nominated Beneficiaries:	N/A
Age:	61	Nomination Type:	N/A
Tax File Number:	Provided	Vested Benefits:	208,269.52
Date Joined Fund:	01/04/2004	Total Death Benefit:	208,269.52
Service Period Start Date:	01/07/2018		
Date Left Fund:			
Member Code:	JAKDIA00001A		
Account Start Date:	01/04/2004		
Account Phase:	Accumulation Phase		
Account Description:	Accumulation		

Your Balance

Total Benefits	208,269.52
<u>Preservation Components</u>	
Preserved	208,269.52
Unrestricted Non Preserved	
Restricted Non Preserved	
<u>Tax Components</u>	
Tax Free	
Taxable	208,269.52
Investment Earnings Rate	-15.12%



Your Detailed Account Summary

	This Year	Last Year
Opening balance at 01/07/2021	245,371.09	204,422.42
<u>Increases to Member account during the period</u>		
Employer Contributions		
Personal Contributions (Concessional)		
Personal Contributions (Non Concessional)		
Government Co-Contributions		
Other Contributions		
Proceeds of Insurance Policies		
Transfers In		
Net Earnings	(36,040.10)	25,674.72
Internal Transfer In		15,789.38
<u>Decreases to Member account during the period</u>		
Pensions Paid		
Contributions Tax		
Income Tax	1,061.47	515.43
No TFN Excess Contributions Tax		
Excess Contributions Tax		
Refund Excess Contributions		
Division 293 Tax		
Insurance Policy Premiums Paid		
Management Fees		
Member Expenses		
Benefits Paid/Transfers Out		
Superannuation Surcharge Tax		
Internal Transfer Out		
Closing balance at 30/06/2022	208,269.52	245,371.09

Jakins Superannuation Fund
Members Statement

Trustee's Disclaimer

This statement has been prepared by the Trustee for the member whose name appears at the top of this statement. Every effort has been made by the Trustee to ensure the accuracy and completeness of this Statement. The Trustee does not accept any liability for any error, omission or misprint. All amounts shown in relation to benefits do not take into account any amounts which may be withheld to satisfy the requirements imposed by the Income Tax Assessment Act 1936.

Signed by all the trustees of the fund

Dianne Elizabeth Jakins
Trustee

Kevin Robert Jakins
Trustee

Paul Douglas Jakins
Trustee

Jakins Superannuation Fund

Members Statement

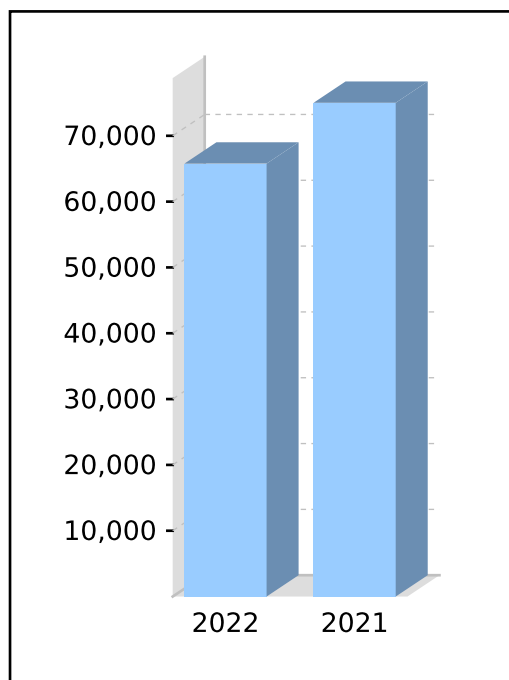
Kevin Robert Jakins
 9 Hayes Street
 Bunbury, Western Australia, 6230, Australia

Your Details

Date of Birth :	Provided	Nominated Beneficiaries:	N/A
Age:	35	Nomination Type:	N/A
Tax File Number:	Provided	Vested Benefits:	65,774.96
Date Joined Fund:	01/04/2004	Total Death Benefit:	65,774.96
Service Period Start Date:	01/07/2018		
Date Left Fund:			
Member Code:	JAKKEV00001A		
Account Start Date:	01/04/2004		
Account Phase:	Accumulation Phase		
Account Description:	Accumulation		

Your Balance

Total Benefits	65,774.96
<u>Preservation Components</u>	
Preserved	65,774.96
Unrestricted Non Preserved	
Restricted Non Preserved	
<u>Tax Components</u>	
Tax Free	
Taxable	65,774.96
Investment Earnings Rate	-14.36%



Your Detailed Account Summary

	This Year	Last Year
Opening balance at 01/07/2021	75,015.69	55,726.15
<u>Increases to Member account during the period</u>		
Employer Contributions	5,880.00	18,440.62
Personal Contributions (Concessional)		
Personal Contributions (Non Concessional)		
Government Co-Contributions		
Other Contributions		
Proceeds of Insurance Policies	4,326.83	
Transfers In		
Net Earnings	(11,207.25)	6,865.45
Internal Transfer In		
<u>Decreases to Member account during the period</u>		
Pensions Paid		
Contributions Tax	882.00	2,766.09
Income Tax	(250.64)	(411.46)
No TFN Excess Contributions Tax		
Excess Contributions Tax		
Refund Excess Contributions		
Division 293 Tax		
Insurance Policy Premiums Paid	3,871.45	3,661.90
Management Fees		
Member Expenses		
Benefits Paid/Transfers Out	3,737.50	
Superannuation Surcharge Tax		
Internal Transfer Out		
Closing balance at 30/06/2022	65,774.96	75,015.69

Jakins Superannuation Fund
Members Statement

Trustee's Disclaimer

This statement has been prepared by the Trustee for the member whose name appears at the top of this statement. Every effort has been made by the Trustee to ensure the accuracy and completeness of this Statement. The Trustee does not accept any liability for any error, omission or misprint. All amounts shown in relation to benefits do not take into account any amounts which may be withheld to satisfy the requirements imposed by the Income Tax Assessment Act 1936.

Signed by all the trustees of the fund

Dianne Elizabeth Jakins
Trustee

Kevin Robert Jakins
Trustee

Paul Douglas Jakins
Trustee

Jakins Superannuation Fund

Investment Summary Report

As at 30 June 2022

Investment	Units	Market Price	Market Value	Average Cost	Accounting Cost	Unrealised Gain/(Loss)	Gain/(Loss)%	Portfolio Weight%	
Cash/Bank Accounts									
Jakins Superannuation Fund		77,238.480000	77,238.48	77,238.48	77,238.48			13.42 %	
			77,238.48		77,238.48			13.42 %	
Shares in Listed Companies (Australian)									
ADH.AX	Adairs Limited	3,000.00	1.910000	5,730.00	3.46	10,389.90	(4,659.90)	(44.85) %	1.00 %
ALU.AX	Altium Limited	500.00	26.910000	13,455.00	28.06	14,029.95	(574.95)	(4.10) %	2.34 %
APX.AX	Appen Limited	1,000.00	5.610000	5,610.00	20.83	20,834.90	(15,224.90)	(73.07) %	0.97 %
BGA.AX	Bega Cheese Limited	4,000.00	3.820000	15,280.00	5.04	20,149.90	(4,869.90)	(24.17) %	2.65 %
BEN.AX	Bendigo And Adelaide Bank Limited	1,000.00	9.070000	9,070.00	9.37	9,369.95	(299.95)	(3.20) %	1.58 %
HACK.AX	Betashares Global Cybersecurity Etf	1,000.00	8.710000	8,710.00	8.16	8,159.95	550.05	6.74 %	1.51 %
BXB.AX	Brambles Limited	2,000.00	10.710000	21,420.00	11.84	23,679.90	(2,259.90)	(9.54) %	3.72 %
BKW.AX	Brickworks Limited	1,500.00	18.540000	27,810.00	21.14	31,709.90	(3,899.90)	(12.30) %	4.83 %
CWP.AX	Cedar Woods Properties Limited	4,000.00	3.680000	14,720.00	6.06	24,259.91	(9,539.91)	(39.32) %	2.56 %
COL.AX	Coles Group Limited.	1,000.00	17.810000	17,810.00	16.73	16,729.95	1,080.05	6.46 %	3.09 %
DTL.AX	Data#3 Limited	6,000.00	4.660000	27,960.00	2.92	17,501.93	10,458.07	59.75 %	4.86 %
EVS.AX	Envirosuite Limited	15,000.00	0.155000	2,325.00	0.20	2,929.95	(604.95)	(20.65) %	0.40 %
ERD.AX	Eroad Limited	1,500.00	1.260000	1,890.00	5.26	7,894.95	(6,004.95)	(76.06) %	0.33 %
IVC.AX	Invocare Limited	2,000.00	10.460000	20,920.00	12.20	24,399.90	(3,479.90)	(14.26) %	3.63 %
JIN.AX	Jumbo Interactive Limited	1,000.00	14.220000	14,220.00	14.23	14,229.95	(9.95)	(0.07) %	2.47 %
KGN.AX	Kogan.com Ltd	1,000.00	2.780000	2,780.00	12.04	12,039.90	(9,259.90)	(76.91) %	0.48 %
LYC.AX	Lynas Rare Earths Limited	1,000.00	8.730000	8,730.00	5.57	5,569.95	3,160.05	56.73 %	1.52 %
MMS.AX	Mcmillan Shakespeare Limited	2,000.00	9.740000	19,480.00	12.58	25,167.60	(5,687.60)	(22.60) %	3.38 %
MCP.AX	Mcperson's Limited	3,000.00	0.655000	1,965.00	2.71	8,119.95	(6,154.95)	(75.80) %	0.34 %
MND.AX	Monadelphous Group Limited	2,000.00	9.950000	19,900.00	16.24	32,479.28	(12,579.28)	(38.73) %	3.46 %
NAB.AX	National Australia Bank Limited	1,000.00	27.390000	27,390.00	29.04	29,035.95	(1,645.95)	(5.67) %	4.76 %
NEA.AX	Nearmap Ltd	6,000.00	1.030000	6,180.00	2.73	16,389.90	(10,209.90)	(62.29) %	1.07 %

Jakins Superannuation Fund

Investment Summary Report

As at 30 June 2022

Investment	Units	Market Price	Market Value	Average Cost	Accounting Cost	Unrealised Gain/(Loss)	Gain/(Loss)%	Portfolio Weight%	
ORG.AX	Origin Energy Limited	2,000.00	5.730000	11,460.00	8.39	16,789.95	(5,329.95)	(31.74) %	1.99 %
ORA.AX	Orora Limited	1,500.00	3.650000	5,475.00	3.86	5,794.95	(319.95)	(5.52) %	0.95 %
QHL.AX	Quickstep Holdings Limited	9,400.00	0.370000	3,478.00	2.18	20,459.79	(16,981.79)	(83.00) %	0.60 %
RUL.AX	Rpmglobal Holdings Limited	5,000.00	1.650000	8,250.00	1.26	6,294.95	1,955.05	31.06 %	1.43 %
SFR.AX	Sandfire Resources Limited	1,000.00	4.450000	4,450.00	6.92	6,919.95	(2,469.95)	(35.69) %	0.77 %
SFC.AX	Schaffer Corporation Limited	1,000.00	17.720000	17,720.00	20.78	20,779.95	(3,059.95)	(14.73) %	3.08 %
SVW.AX	Seven Group Holdings Limited	1,000.00	16.610000	16,610.00	17.98	17,979.95	(1,369.95)	(7.62) %	2.89 %
SHL.AX	Sonic Healthcare Limited	1,500.00	33.010000	49,515.00	27.86	41,792.93	7,722.07	18.48 %	8.60 %
SGP.AX	Stockland	2,500.00	3.610000	9,025.00	3.51	8,769.95	255.05	2.91 %	1.57 %
SUN.AX	Suncorp Group Limited	3,000.00	10.980000	32,940.00	12.10	36,293.21	(3,353.21)	(9.24) %	5.72 %
SOL.AX	Washington H Soul Pattinson & Company Limited	1,000.00	23.540000	23,540.00	19.68	19,679.95	3,860.05	19.61 %	4.09 %
			475,818.00		576,628.95	(100,810.95)	(17.48) %	82.68 %	
Units in Listed Unit Trusts (Australian)									
NDQ.AX	Betashares Nasdaq 100 Etf	500.00	26.710000	13,355.00	29.56	14,779.95	(1,424.95)	(9.64) %	2.32 %
LLC.AX	Lendlease Group	1,000.00	9.110000	9,110.00	13.93	13,929.95	(4,819.95)	(34.60) %	1.58 %
			22,465.00		28,709.90	(6,244.90)	(21.75) %	3.90 %	
			575,521.48		682,577.33	(107,055.85)	(15.68) %	100.00 %	

Jakins Superannuation Fund

Investment Performance

As at 30 June 2022

Investment	Opening Value	Purchases / Additions	Sales / Reductions	Closing Value	Realised Market Gain	Unrealised Market Gain	Net Income	Income and Market Gain	Return %	
Bank Accounts										
Jakins Superannuation Fund	164,846.62	0.00	0.00	77,238.48	0.00	0.00	0.00	0.00	0.00 %	
	164,846.62	0.00	0.00	77,238.48	0.00	0.00	0.00	0.00	0.00 %	
Shares in Listed Companies (Australian)										
ADH.AX	Adairs Limited	0.00	10,389.90	0.00	5,730.00	0.00	(4,659.90)	514.28	(4,145.62)	(39.90) %
ALU.AX	Altium Limited	18,345.00	0.00	0.00	13,455.00	0.00	(4,890.00)	261.75	(4,628.25)	(25.23) %
APX.AX	Appen Limited	13,600.00	0.00	0.00	5,610.00	0.00	(7,990.00)	121.43	(7,868.57)	(57.86) %
BGA.AX	Bega Cheese Limited	0.00	20,149.90	0.00	15,280.00	0.00	(4,869.90)	300.00	(4,569.90)	(22.68) %
BEN.AX	Bendigo And Adelaide Bank Limited	0.00	9,369.95	0.00	9,070.00	0.00	(299.95)	0.00	(299.95)	(3.20) %
HACK.AX	Betashares Global Cybersecurity Etf	19,240.00	0.00	8,719.95	8,710.00	530.10	(1,810.05)	589.62	(690.33)	(6.56) %
BXB.AX	Brambles Limited	22,880.00	0.00	0.00	21,420.00	0.00	(1,460.00)	661.35	(798.65)	(3.49) %
BKW.AX	Brickworks Limited	25,070.00	11,679.95	0.00	27,810.00	0.00	(8,939.95)	1,042.86	(7,897.09)	(21.49) %
CWP.AX	Cedar Woods Properties Limited	0.00	24,259.90	0.00	14,720.00	0.00	(9,539.90)	1,128.57	(8,411.33)	(34.67) %
COL.AX	Coles Group Limited.	17,090.00	0.00	0.00	17,810.00	0.00	720.00	871.43	1,591.43	9.31 %
DTL.AX	Data#3 Limited	33,660.00	0.00	0.00	27,960.00	0.00	(5,700.00)	1,435.72	(4,264.28)	(12.67) %
EVS.AX	Envirosuite Limited	900.00	810.00	0.00	2,325.00	0.00	615.00	0.00	615.00	35.96 %
ERD.AX	Eroad Limited	8,730.00	0.00	0.00	1,890.00	0.00	(6,840.00)	0.00	(6,840.00)	(78.35) %
IVC.AX	Invocare Limited	23,140.00	0.00	0.00	20,920.00	0.00	(2,220.00)	600.00	(1,620.00)	(7.00) %
JIN.AX	Jumbo Interactive Limited	17,770.00	0.00	0.00	14,220.00	0.00	(3,550.00)	578.58	(2,971.42)	(16.72) %
KGN.AX	Kogan.com Ltd	5,790.00	5,619.95	0.00	2,780.00	0.00	(8,629.95)	0.00	(8,629.95)	(75.64) %
LYC.AX	Lynas Rare Earths Limited	5,710.00	0.00	0.00	8,730.00	0.00	3,020.00	0.00	3,020.00	52.89 %
MMS.AX	Mcmillan Shakespeare Limited	12,950.00	11,909.95	0.00	19,480.00	0.00	(5,379.95)	1,415.72	(3,964.23)	(15.95) %
MCP.AX	Mcperson's Limited	3,300.00	0.00	0.00	1,965.00	0.00	(1,335.00)	192.86	(1,142.14)	(34.61) %
MND.AX	Monadelphous Group Limited	20,900.00	0.00	0.00	19,900.00	0.00	(1,000.00)	1,285.71	285.71	1.37 %
NAB.AX	National Australia Bank Limited	23,598.00	3,174.95	0.00	27,390.00	0.00	617.05	1,632.86	2,249.91	8.40 %

Jakins Superannuation Fund

Investment Performance

As at 30 June 2022

Investment	Opening Value	Purchases / Additions	Sales / Reductions	Closing Value	Realised Market Gain	Unrealised Market Gain	Net Income	Income and Market Gain	Return %	
NEA.AX	Nearmap Ltd	11,160.00	0.00	0.00	6,180.00	0.00	(4,980.00)	0.00	(4,980.00)	(44.62) %
ORG.AX	Origin Energy Limited	9,020.00	0.00	0.00	11,460.00	0.00	2,440.00	400.00	2,840.00	31.49 %
ORA.AX	Orora Limited	0.00	5,794.95	0.00	5,475.00	0.00	(319.95)	0.00	(319.95)	(5.52) %
QHL.AX	Quickstep Holdings Limited	4,888.00	0.00	0.00	3,478.00	0.00	(1,410.00)	0.00	(1,410.00)	(28.85) %
RUL.AX	Rpmglobal Holdings Limited	8,900.00	0.00	0.00	8,250.00	0.00	(650.00)	0.00	(650.00)	(7.30) %
SFR.AX	Sandfire Resources Limited	6,830.00	0.00	0.00	4,450.00	0.00	(2,380.00)	414.29	(1,965.71)	(28.78) %
SFC.AX	Schaffer Corporation Limited	0.00	20,779.95	0.00	17,720.00	0.00	(3,059.95)	1,285.72	(1,774.23)	(8.54) %
SVW.AX	Seven Group Holdings Limited	20,350.00	0.00	0.00	16,610.00	0.00	(3,740.00)	657.14	(3,082.86)	(15.15) %
SHL.AX	Sonic Healthcare Limited	57,600.00	0.00	0.00	49,515.00	0.00	(8,085.00)	1,911.96	(6,173.04)	(10.72) %
SGP.AX	Stockland	11,650.00	0.00	0.00	9,025.00	0.00	(2,625.00)	632.50	(1,992.50)	(17.10) %
SUN.AX	Suncorp Group Limited	22,220.00	11,029.95	0.00	32,940.00	0.00	(309.95)	2,028.57	1,718.62	5.17 %
SOL.AX	Washington H Soul Pattinson & Company Limited	33,730.00	0.00	0.00	23,540.00	0.00	(10,190.00)	928.58	(9,261.42)	(27.46) %
		459,021.00	134,969.30	8,719.95	475,818.00	530.10	(109,452.35)	20,891.50	(88,030.75)	(15.04) %
Units in Listed Unit Trusts (Australian)										
NDQ.AX	Betashares Nasdaq 100 Etf	0.00	14,779.95	0.00	13,355.00	0.00	(1,424.95)	0.00	(1,424.95)	(9.64) %
LLC.AX	Lendlease Group	11,460.00	0.00	0.00	9,110.00	0.00	(2,350.00)	170.22	(2,179.78)	(19.02) %
		11,460.00	14,779.95	0.00	22,465.00	0.00	(3,774.95)	170.22	(3,604.73)	(13.74) %
		635,327.62	149,749.25	8,719.95	575,521.48	530.10	(113,227.30)	21,061.72	(91,635.48)	(11.80) %

Jakins Superannuation Fund

Investment Movement Report

As at 30 June 2022

Investment	Opening Balance		Additions		Disposals			Closing Balance		
	Units	Cost	Units	Cost	Units	Cost	Accounting Profit/(Loss)	Units	Cost	Market Value
Bank Accounts										
Jakins Superannuation Fund		164,846.62		46,723.98		(134,332.12)			77,238.48	77,238.48
		164,846.62		46,723.98		(134,332.12)			77,238.48	77,238.48
Shares in Listed Companies (Australian)										
ADH.AX - Adairs Limited			3,000.00	10,389.90				3,000.00	10,389.90	5,730.00
ALU.AX - Altium Limited	500.00	14,029.95						500.00	14,029.95	13,455.00
APX.AX - Appen Limited	1,000.00	20,834.90						1,000.00	20,834.90	5,610.00
BGA.AX - Bega Cheese Limited			4,000.00	20,149.90				4,000.00	20,149.90	15,280.00
BEN.AX - Bendigo And Adelaide Bank Limited			1,000.00	9,369.95				1,000.00	9,369.95	9,070.00
HACK.AX - Betashares Global Cybersecurity Etf	2,000.00	16,879.90			(1,000.00)	(8,719.95)	530.10	1,000.00	8,159.95	8,710.00
BXB.AX - Brambles Limited	2,000.00	23,679.90						2,000.00	23,679.90	21,420.00
BKW.AX - Brickworks Limited	1,000.00	20,029.95	500.00	11,679.95				1,500.00	31,709.90	27,810.00
CWP.AX - Cedar Woods Properties Limited	0.00	0.01	4,000.00	24,259.90				4,000.00	24,259.91	14,720.00
COL.AX - Coles Group Limited.										

Jakins Superannuation Fund

Investment Movement Report

As at 30 June 2022

Investment	Opening Balance		Additions		Disposals			Closing Balance		
	Units	Cost	Units	Cost	Units	Cost	Accounting Profit/(Loss)	Units	Cost	Market Value
	1,000.00	16,729.95						1,000.00	16,729.95	17,810.00
DTL.AX - Data#3 Limited	6,000.00	17,501.93						6,000.00	17,501.93	27,960.00
EVS.AX - Envirosuite Limited	10,000.00	2,119.95	5,000.00	810.00				15,000.00	2,929.95	2,325.00
ERD.AX - Eroad Limited	1,500.00	7,894.95						1,500.00	7,894.95	1,890.00
IVC.AX - Invocare Limited	2,000.00	24,399.90						2,000.00	24,399.90	20,920.00
JIN.AX - Jumbo Interactive Limited	1,000.00	14,229.95						1,000.00	14,229.95	14,220.00
KGN.AX - Kogan.com Ltd	500.00	6,419.95	500.00	5,619.95				1,000.00	12,039.90	2,780.00
LYC.AX - Lynas Rare Earths Limited	1,000.00	5,569.95						1,000.00	5,569.95	8,730.00
MMS.AX - Mcmillan Shakespeare Limited	1,000.00	13,257.65	1,000.00	11,909.95				2,000.00	25,167.60	19,480.00
MCP.AX - Mcpherson's Limited	3,000.00	8,119.95						3,000.00	8,119.95	1,965.00
MND.AX - Monadelphous Group Limited	2,000.00	32,479.28						2,000.00	32,479.28	19,900.00
NAB.AX - National Australia Bank Limited	900.00	25,861.00	100.00	3,174.95				1,000.00	29,035.95	27,390.00
NEA.AX - Nearmap Ltd										

Jakins Superannuation Fund

Investment Movement Report

As at 30 June 2022

Investment	Opening Balance		Additions		Disposals			Closing Balance		
	Units	Cost	Units	Cost	Units	Cost	Accounting Profit/(Loss)	Units	Cost	Market Value
	6,000.00	16,389.90						6,000.00	16,389.90	6,180.00
ORG.AX - Origin Energy Limited	2,000.00	16,789.95						2,000.00	16,789.95	11,460.00
ORA.AX - Orora Limited			1,500.00	5,794.95				1,500.00	5,794.95	5,475.00
QHL.AX - Quickstep Holdings Limited	94,000.00	20,459.79			(84,600.00)			9,400.00	20,459.79	3,478.00
RUL.AX - Rpmglobal Holdings Limited	5,000.00	6,294.95						5,000.00	6,294.95	8,250.00
SFR.AX - Sandfire Resources Limited	1,000.00	6,919.95						1,000.00	6,919.95	4,450.00
SFC.AX - Schaffer Corporation Limited			1,000.00	20,779.95				1,000.00	20,779.95	17,720.00
SVW.AX - Seven Group Holdings Limited	1,000.00	17,979.95						1,000.00	17,979.95	16,610.00
SHL.AX - Sonic Healthcare Limited	1,500.00	41,792.93						1,500.00	41,792.93	49,515.00
SGP.AX1 - Stockland	2,500.00	8,769.95						2,500.00	8,769.95	9,025.00
SUN.AX - Suncorp Group Limited	2,000.00	25,263.26	1,000.00	11,029.95				3,000.00	36,293.21	32,940.00
SOL.AX - Washington H Soul Pattinson & Company Limited	1,000.00	19,679.95						1,000.00	19,679.95	23,540.00
	450,379.60	134,969.30				(8,719.95)	530.10	576,628.95	475,818.00	

Jakins Superannuation Fund

Investment Movement Report

As at 30 June 2022

Investment	Opening Balance		Additions		Disposals			Closing Balance		Market Value
	Units	Cost	Units	Cost	Units	Cost	Accounting Profit/(Loss)	Units	Cost	
Units in Listed Unit Trusts (Australian)										
NDQ.AX - Betashares Nasdaq 100 Etf			500.00	14,779.95				500.00	14,779.95	13,355.00
LLC.AX - Lendlease Group	1,000.00	13,929.95						1,000.00	13,929.95	9,110.00
		13,929.95		14,779.95					28,709.90	22,465.00
		629,156.17		196,473.23		(143,052.07)	530.10		682,577.33	575,521.48

Jakins Superannuation Fund

Detailed Schedule of Fund Assets

As at 30 June 2022

Transaction Date	Description	Units	Amount \$
Shares in Listed Companies (Australian) (77600)			
<u>Adairs Limited (ADH.AX)</u>			
07/07/2021	Direct Credit 062895 COMMONWEALTH SEC COMMSEC	2,000.00	8,419.95
30/06/2022	Revaluation - 30/06/2022 @ \$1.910000 (System Price) - 2,000.000000 Units on hand		(4,599.95)
30/06/2022	Share purchases bought on or before 30th of June 22 but not yet cleared as at 30th of June 2022.	1,000.00	1,969.95
30/06/2022	Revaluation - 30/06/2022 @ \$1.910000 (System Price) - 3,000.000000 Units on hand		(59.95)
		3,000.00	5,730.00
<u>Althea Group Holdings Limited (AGH.AX)</u>			
11/09/2019	DIRECT DEBIT COMMONWEALTH SEC COMMSEC	3,000.00	2,374.95
29/11/2019	DIRECT CREDIT COMMONWEALTH SEC COMMSEC	(3,000.00)	(2,374.95)
		0.00	0.00
<u>Altium Limited (ALU.AX)</u>			
13/03/2020	DIRECT DEBIT COMMONWEALTH SEC COMMSEC	500.00	14,029.95
30/06/2020	Revaluation - 30/06/2020 @ \$32.480000 (System Price) - 500.000000 Units on hand		2,210.05
30/06/2021	Revaluation - 30/06/2021 @ \$36.690000 (System Price) - 500.000000 Units on hand		2,105.00
30/06/2022	Revaluation - 30/06/2022 @ \$26.910000 (System Price) - 500.000000 Units on hand		(4,890.00)
		500.00	13,455.00
<u>Australia And New Zealand Banking Group Limited (ANZ.AX)</u>			
01/07/2017	Shares	1,000.00	31,037.20
30/06/2018	Revaluation - 29/06/2018 @ \$28.240000 (System Price) - 1,000.000000 Units on hand		(2,797.20)
16/08/2018	commsec	(1,000.00)	(31,037.20)
16/08/2018	Unrealised Gain writeback as at 16/08/2018		2,797.20
21/09/2018	commsec	1,200.00	34,120.90
28/09/2018	commsec	(1,200.00)	(34,120.90)
09/11/2018	commsec	1,000.00	26,171.37
13/11/2018	commsec	(1,000.00)	(26,171.37)
		0.00	0.00
<u>Appen Limited (APX.AX)</u>			
06/12/2019	DIRECT DEBIT COMMONWEALTH SEC COMMSEC	1,000.00	23,079.95
30/01/2020	DIRECT CREDIT COMMONWEALTH SEC COMMSEC	(1,000.00)	(23,079.95)
24/04/2020	DIRECT DEBIT COMMONWEALTH SEC COMMSEC	500.00	11,324.95
30/06/2020	Revaluation - 30/06/2020 @ \$33.920000 (System Price) - 500.000000 Units on hand		5,635.05
26/02/2021	Direct Debit 062934 COMMSEC SECURITI COMMSEC	500.00	9,509.95
30/06/2021	Revaluation - 30/06/2021 @ \$13.600000 (System Price) - 1,000.000000 Units on hand		(12,869.95)
30/06/2022	Revaluation - 30/06/2022 @ \$5.610000 (System Price) - 1,000.000000 Units on hand		(7,990.00)
		1,000.00	5,610.00
<u>ARB Corporation Limited. (ARB.AX)</u>			
17/07/2019	DIRECT DEBIT COMMONWEALTH SEC COMMSEC	1,000.00	18,229.95
03/03/2020	DIRECT CREDIT COMMONWEALTH SEC COMMSEC	(1,000.00)	(18,229.95)
		0.00	0.00
<u>Bendigo And Adelaide Bank Limited (BEN.AX)</u>			
19/07/2018	commsec	1,500.00	16,874.95

Jakins Superannuation Fund

Detailed Schedule of Fund Assets

As at 30 June 2022

Transaction Date	Description	Units	Amount \$
04/09/2018	commsec	(1,500.00)	(16,874.95)
30/06/2022	Share purchases bought on or before 30th of June 22 but not yet cleared as at 30th of June 2022.	1,000.00	9,369.95
30/06/2022	Revaluation - 30/06/2022 @ \$9.070000 (System Price) - 1,000.000000 Units on hand		(299.95)
		1,000.00	9,070.00
<u>Bega Cheese Limited (BGA.AX)</u>			
05/11/2018	commsec	2,000.00	12,029.95
30/06/2019	Revaluation - 28/06/2019 @ \$4.780000 (System Price) - 2,000.000000 Units on hand		(2,469.95)
20/05/2020	DIRECT CREDIT COMMONWEALTH SEC COMMSEC	(2,000.00)	(12,029.95)
20/05/2020	Unrealised Gain writeback as at 20/05/2020		2,469.95
26/07/2021	Direct Debit 062934 COMMSEC SECURITI COMMSEC	2,000.00	10,729.95
08/03/2022	Direct Debit 062934 COMMSEC SECURITI COMMSEC	2,000.00	9,419.95
30/06/2022	Revaluation - 30/06/2022 @ \$3.820000 (System Price) - 4,000.000000 Units on hand		(4,869.90)
		4,000.00	15,280.00
<u>BHP Group Limited (BHP.AX)</u>			
24/08/2018	commsec	1,000.00	32,639.12
21/09/2018	commsec	(1,000.00)	(32,639.12)
09/11/2018	commsec	1,000.00	33,289.90
24/04/2019	commsec	(1,000.00)	(33,289.90)
		0.00	0.00
<u>Brickworks Limited (BKW.AX)</u>			
01/08/2018	commsec	319.00	4,942.12
02/08/2018	commsec	412.00	6,408.36
03/08/2018	commsec	769.00	11,942.57
09/11/2018	commsec	(1,500.00)	(23,293.05)
05/02/2019	commsec	1,100.00	17,849.95
30/06/2019	Revaluation - 28/06/2019 @ \$16.290000 (System Price) - 1,100.000000 Units on hand		69.05
08/11/2019	DIRECT CREDIT COMMONWEALTH SEC COMMSEC	(1,100.00)	(17,849.95)
08/11/2019	Unrealised Gain writeback as at 08/11/2019		(69.05)
30/01/2020	DIRECT CREDIT COMMONWEALTH SEC COMMSEC	1,000.00	20,029.95
30/06/2020	Revaluation - 30/06/2020 @ \$15.830000 (System Price) - 1,000.000000 Units on hand		(4,199.95)
30/06/2021	Revaluation - 30/06/2021 @ \$25.070000 (System Price) - 1,000.000000 Units on hand		9,240.00
12/11/2021	Direct Debit 062934 COMMSEC SECURITI COMMSEC	500.00	11,679.95
30/06/2022	Revaluation - 30/06/2022 @ \$18.540000 (System Price) - 1,500.000000 Units on hand		(8,939.95)
		1,500.00	27,810.00
<u>Boral Limited. (BLD.AX)</u>			
09/05/2019	commsec	2,000.00	9,999.95
30/06/2019	Revaluation - 28/06/2019 @ \$5.120000 (System Price) - 2,000.000000 Units on hand		240.05
08/11/2019	DIRECT CREDIT COMMONWEALTH SEC COMMSEC	(2,000.00)	(9,999.95)
08/11/2019	Unrealised Gain writeback as at 08/11/2019		(240.05)
		0.00	0.00
<u>Bank Of Queensland Limited. (BOQ.AX)</u>			
07/09/2018	commsec	1,500.00	17,099.95
25/09/2018	commsec	1,500.00	16,889.95

Jakins Superannuation Fund

Detailed Schedule of Fund Assets

As at 30 June 2022

Transaction Date	Description	Units	Amount \$
02/05/2019	commsec	(1,500.00)	(17,099.95)
09/05/2019	commsec	(1,500.00)	(16,889.95)
		0.00	0.00
<u>Bluescope Steel Limited (BSL.AX)</u>			
04/09/2018	commsec	1,000.00	17,349.95
10/10/2018	commsec	1,500.00	24,479.95
30/06/2019	Revaluation - 28/06/2019 @ \$12.050000 (System Price) - 2,500.000000 Units on hand		(11,704.90)
30/06/2020	Revaluation - 30/06/2020 @ \$11.690000 (System Price) - 2,500.000000 Units on hand		(900.00)
18/12/2020	Direct Credit 062895 COMMONWEALTH SEC COMMSEC	(2,500.00)	(41,829.90)
18/12/2020	Unrealised Gain writeback as at 18/12/2020		12,604.90
		0.00	0.00
<u>Brambles Limited (BXB.AX)</u>			
22/05/2019	commsec	1,000.00	12,519.95
30/06/2019	Revaluation - 28/06/2019 @ \$12.880000 (System Price) - 1,000.000000 Units on hand		360.05
22/10/2019	BRAMBLES LIMITED S00013729603	0.00	(120.00)
05/06/2020	DIRECT DEBIT COMMONWEALTH SEC COMMSEC	1,000.00	11,279.95
30/06/2020	Revaluation - 30/06/2020 @ \$10.870000 (System Price) - 2,000.000000 Units on hand		(2,299.95)
30/06/2021	Revaluation - 30/06/2021 @ \$11.440000 (System Price) - 2,000.000000 Units on hand		1,140.00
30/06/2022	Revaluation - 30/06/2022 @ \$10.710000 (System Price) - 2,000.000000 Units on hand		(1,460.00)
		2,000.00	21,420.00
<u>Buy and Sell in Same Year (BuyandSell)</u>			
01/07/2017	profit on sale of assets	1.00	0.00
30/06/2018	profit on sale of assets	(1.00)	0.00
09/07/2018	Commsec	173.00	215.87
10/07/2018	Commsec	9,827.00	11,714.08
10/08/2018	commsec	(10,000.00)	(11,929.95)
16/08/2018	commsec	2,000.00	14,849.95
16/08/2018	commsec	1,000.00	23,409.95
20/08/2018	commsec	1,000.00	26,481.74
20/08/2018	commsec	1,000.00	17,709.95
24/08/2018	commsec	(1,000.00)	(23,409.95)
29/08/2018	commsec (Auto reprocessed due to distribution entered / deleted on 30/06/2019)	(1,000.00)	(17,709.95)
31/08/2018	commsec	5,000.00	8,769.95
04/09/2018	commsec	1,250.00	18,292.45
04/09/2018	commsec	5,000.00	13,708.19
06/09/2018	commsec	1,200.00	13,913.95
13/09/2018	commsec	(1,000.00)	(26,481.74)
02/10/2018	commsec	(1,250.00)	(18,292.45)
10/10/2018	commsec	(1,200.00)	(13,913.95)
29/10/2018	commsec	(5,000.00)	(13,708.19)
05/11/2018	commsec	2,964.00	2,983.95
09/11/2018	commsec	4,575.00	4,575.00
09/11/2018	commsec	(2,000.00)	(14,849.95)
16/11/2018	commsec (Auto reprocessed due to distribution entered / deleted)	1,000.00	23,279.95

Jakins Superannuation Fund

Detailed Schedule of Fund Assets

As at 30 June 2022

Transaction Date	Description	Units	Amount \$
	on 30/06/2019)		
16/11/2018	commsec (Auto reprocessed due to distribution entered / deleted on 30/06/2019)	2,000.00	14,829.95
16/11/2018	commsec (Auto reprocessed due to distribution entered / deleted on 30/06/2019)	1,000.00	11,902.17
16/11/2018	commsec (Auto reprocessed due to distribution entered / deleted on 30/06/2019)	1,000.00	11,949.95
19/11/2018	commsec	2,461.00	2,461.00
22/11/2018	commsec	1,200.00	27,032.40
26/11/2018	commsec	(2,000.00)	(14,829.95)
04/12/2018	commsec	(10,000.00)	(10,019.95)
07/12/2018	commsec	(1,000.00)	(11,902.17)
12/12/2018	commsec	1,500.00	17,729.95
20/12/2018	commsec	1,000.00	14,419.95
04/01/2019	commsec	1,000.00	15,029.95
15/01/2019	commsec	(5,000.00)	(8,769.95)
15/01/2019	commsec	(1,000.00)	(14,419.95)
17/01/2019	commsec	800.00	16,886.26
22/01/2019	commsec	2,000.00	10,429.95
13/02/2019	commsec	(1,500.00)	(17,729.95)
20/02/2019	commsec	(1,000.00)	(23,279.95)
21/02/2019	commsec	(1,000.00)	(11,949.95)
22/02/2019	commsec	(2,000.00)	(43,918.66)
01/03/2019	commsec	(2,000.00)	(10,429.95)
18/03/2019	commsec	(1,000.00)	(15,029.95)
09/04/2019	commsec	1,000.00	24,529.95
22/05/2019	commsec	5,000.00	18,279.95
13/06/2019	commsec	(1,000.00)	(24,529.95)
20/06/2019	commsec	(5,000.00)	(18,279.95)
		0.00	0.00
<u>Cimic Group Limited (CIM.AX)</u>			
17/04/2018	shares	1,000.00	43,301.90
30/06/2018	Revaluation - 29/06/2018 @ \$42.300000 (System Price) - 1,000.000000 Units on hand		(1,001.90)
23/07/2018	commsec	(1,000.00)	(43,301.90)
23/07/2018	Unrealised Gain writeback as at 23/07/2018		1,001.90
22/07/2019	DIRECT DEBIT COMMONWEALTH SEC COMMSEC	500.00	18,504.91
14/01/2020	DIRECT DEBIT COMMONWEALTH SEC COMMSEC	500.00	16,504.95
28/01/2020	DIRECT CREDIT COMMONWEALTH SEC COMMSEC	(1,000.00)	(35,009.86)
26/03/2020	DIRECT CREDIT COMMONWEALTH SEC COMMSEC	1,000.00	20,529.95
27/03/2020	To correctly dispose of buy and sell transaction made on the same day.	(1,000.00)	(20,529.95)
		0.00	0.00
<u>Clover Corporation Limited (CLV.AX)</u>			
09/10/2019	DIRECT DEBIT COMMONWEALTH SEC COMMSEC	2,000.00	6,419.95
14/10/2019	DIRECT CREDIT COMMONWEALTH SEC COMMSEC	(2,000.00)	(6,419.95)
		0.00	0.00
<u>Coles Group Limited. (COL.AX)</u>			
20/02/2020	DIRECT DEBIT COMMONWEALTH SEC COMMSEC	1,000.00	16,729.95
30/06/2020	Revaluation - 30/06/2020 @ \$17.170000 (System Price) -		440.05

Jakins Superannuation Fund

Detailed Schedule of Fund Assets

As at 30 June 2022

Transaction Date	Description	Units	Amount \$
	1,000.000000 Units on hand		
30/06/2021	Revaluation - 30/06/2021 @ \$17.090000 (System Price) - 1,000.000000 Units on hand		(80.00)
30/06/2022	Revaluation - 30/06/2022 @ \$17.810000 (System Price) - 1,000.000000 Units on hand		720.00
		1,000.00	17,810.00
<u>Cedar Woods Properties Limited (CWP.AX)</u>			
08/06/2018	Shares	3,000.00	18,029.95
30/06/2018	Revaluation - 29/06/2018 @ \$5.760000 (System Price) - 3,000.000000 Units on hand		(749.95)
31/10/2018	commsec	(3,000.00)	(18,029.95)
31/10/2018	Unrealised Gain writeback as at 31/10/2018		749.95
24/01/2019	commsec	2,000.00	9,299.95
30/06/2019	Revaluation - 28/06/2019 @ \$5.700000 (System Price) - 2,000.000000 Units on hand		2,100.05
04/10/2019	DIRECT DEBIT COMMONWEALTH SEC COMMSEC	(233.00)	(1,083.44)
04/10/2019	Unrealised Gain writeback as at 04/10/2019		(244.66)
09/10/2019	DIRECT DEBIT COMMONWEALTH SEC COMMSEC	(767.00)	(3,566.53)
09/10/2019	Unrealised Gain writeback as at 09/10/2019		(805.37)
10/03/2020	DIRECT DEBIT COMMONWEALTH SEC COMMSEC	(1,000.00)	(4,649.97)
10/03/2020	Unrealised Gain writeback as at 10/03/2020		(1,050.02)
30/06/2020	Revaluation - 30/06/2020 @ \$0.000000 - 0.000000 Units on hand		(0.01)
16/07/2021	Direct Debit 062934 COMMSEC SECURITI COMMSEC	2,000.00	13,129.95
16/11/2021	Direct Debit 062934 COMMSEC SECURITI COMMSEC	2,000.00	11,129.95
30/06/2022	Revaluation - 30/06/2022 @ \$3.680000 (System Price) - 4,000.000000 Units on hand		(9,539.90)
		4,000.00	14,720.00
<u>Cleanaway Waste Management Limited (CWY.AX)</u>			
02/08/2019	DIRECT DEBIT COMMONWEALTH SEC COMMSEC	4,000.00	9,779.95
30/06/2020	Revaluation - 30/06/2020 @ \$2.200000 (System Price) - 4,000.000000 Units on hand		(979.95)
14/09/2020	Direct Credit 062895 COMMONWEALTH SEC COMMSEC	(4,000.00)	(9,779.95)
14/09/2020	Unrealised Gain writeback as at 14/09/2020		979.95
		0.00	0.00
<u>Data#3 Limited (DTL.AX)</u>			
05/01/2018	Shares	10,000.00	17,429.95
30/06/2018	Revaluation - 29/06/2018 @ \$1.600000 (System Price) - 10,000.000000 Units on hand		(1,429.95)
30/06/2019	Revaluation - 28/06/2019 @ \$2.120000 (System Price) - 10,000.000000 Units on hand		5,200.00
17/09/2019	DIRECT CREDIT COMMONWEALTH SEC COMMSEC	(6,000.00)	(10,457.97)
17/09/2019	Unrealised Gain writeback as at 17/09/2019		(2,262.03)
30/06/2020	Revaluation - 30/06/2020 @ \$4.540000 (System Price) - 4,000.000000 Units on hand		9,680.00
11/01/2021	Direct Debit 062934 COMMSEC SECURITI COMMSEC	2,000.00	10,529.95
30/06/2021	Revaluation - 30/06/2021 @ \$5.610000 (System Price) - 6,000.000000 Units on hand		4,970.05
30/06/2022	Revaluation - 30/06/2022 @ \$4.660000 (System Price) - 6,000.000000 Units on hand		(5,700.00)
		6,000.00	27,960.00
<u>Eroad Limited (ERD.AX)</u>			
04/05/2021	Direct Debit 062934 COMMSEC SECURITI COMMSEC	1,500.00	7,894.95
30/06/2021	Revaluation - 30/06/2021 @ \$5.820000 (System Price) - 1,500.000000 Units on hand		835.05

Jakins Superannuation Fund

Detailed Schedule of Fund Assets

As at 30 June 2022

Transaction Date	Description	Units	Amount \$
30/06/2022	Revaluation - 30/06/2022 @ \$1.260000 (System Price) - 1,500.000000 Units on hand		(6,840.00)
		1,500.00	1,890.00
<u>Envirosuite Limited (EVS.AX)</u>			
11/09/2019	DIRECT DEBIT COMMONWEALTH SEC COMMSEC	10,000.00	2,119.95
30/06/2020	Revaluation - 30/06/2020 @ \$0.145000 (System Price) - 10,000.000000 Units on hand		(669.95)
30/06/2021	Revaluation - 30/06/2021 @ \$0.090000 (System Price) - 10,000.000000 Units on hand		(550.00)
23/09/2021	Direct Debit 062934 COMMSEC SECURITI COMMSEC	5,000.00	810.00
30/06/2022	Revaluation - 30/06/2022 @ \$0.155000 (System Price) - 15,000.000000 Units on hand		615.00
		15,000.00	2,325.00
<u>Flight Centre Travel Group Limited (FLT.AX)</u>			
07/03/2019	commsec	1,000.00	44,553.41
10/05/2019	commsec	(1,000.00)	(44,553.41)
		0.00	0.00
<u>G.u.d. Holdings Limited (GUD.AX)</u>			
11/07/2019	DIRECT DEBIT COMMONWEALTH SEC COMMSEC	1,500.00	15,629.95
04/10/2019	DIRECT DEBIT COMMONWEALTH SEC COMMSEC	(1,500.00)	(15,629.95)
		0.00	0.00
<u>Greencross Limited (GXL.AX)</u>			
18/01/2018	Shares	3,000.00	18,629.95
30/06/2018	Revaluation - 29/06/2018 @ \$4.480000 (System Price) - 3,000.000000 Units on hand		(5,189.95)
05/12/2018	commsec	(3,000.00)	(18,629.95)
05/12/2018	Unrealised Gain writeback as at 05/12/2018		5,189.95
		0.00	0.00
<u>Betashares Global Cybersecurity Etf (HACK.AX)</u>			
10/06/2020	DIRECT DEBIT COMMONWEALTH SEC COMMSEC	1,000.00	8,159.95
30/06/2020	Revaluation - 30/06/2020 @ \$8.230000 (System Price) - 1,000.000000 Units on hand		70.05
22/04/2021	Direct Debit 062934 COMMSEC SECURITI COMMSEC	1,000.00	8,719.95
30/06/2021	Revaluation - 30/06/2021 @ \$9.620000 (System Price) - 2,000.000000 Units on hand		2,290.05
07/07/2021	Direct Credit 062895 COMMONWEALTH SEC COMMSEC	(1,000.00)	(8,719.95)
07/07/2021	Unrealised Gain writeback as at 07/07/2021		(1,180.05)
30/06/2022	Revaluation - 30/06/2022 @ \$8.710000 (System Price) - 1,000.000000 Units on hand		(630.00)
		1,000.00	8,710.00
<u>Hills Limited (HIL.AX)</u>			
21/11/2017	Shares	15,000.00	3,319.95
30/06/2018	Revaluation - 29/06/2018 @ \$0.230000 (System Price) - 15,000.000000 Units on hand		130.05
09/11/2018	commsec	(15,000.00)	(3,319.95)
09/11/2018	Unrealised Gain writeback as at 09/11/2018		(130.05)
		0.00	0.00
<u>Invocare Limited (IVC.AX)</u>			
20/02/2020	DIRECT DEBIT COMMONWEALTH SEC COMMSEC	1,000.00	13,029.95
30/06/2020	Revaluation - 30/06/2020 @ \$10.480000 (System Price) - 1,000.000000 Units on hand		(2,549.95)
16/12/2020	Direct Debit 062934 COMMSEC SECURITI COMMSEC	1,000.00	11,369.95

Jakins Superannuation Fund

Detailed Schedule of Fund Assets

As at 30 June 2022

Transaction Date	Description	Units	Amount \$
30/06/2021	Revaluation - 30/06/2021 @ \$11.570000 (System Price) - 2,000.000000 Units on hand		1,290.05
30/06/2022	Revaluation - 30/06/2022 @ \$10.460000 (System Price) - 2,000.000000 Units on hand		(2,220.00)
		2,000.00	20,920.00
<u>Jumbo Interactive Limited (JIN.AX)</u>			
29/01/2021	Direct Debit 062934 COMMSEC SECURITI COMMSEC	1,000.00	14,229.95
30/06/2021	Revaluation - 30/06/2021 @ \$17.770000 (System Price) - 1,000.000000 Units on hand		3,540.05
30/06/2022	Revaluation - 30/06/2022 @ \$14.220000 (System Price) - 1,000.000000 Units on hand		(3,550.00)
		1,000.00	14,220.00
<u>Kogan.com Ltd (KGN.AX)</u>			
06/12/2019	DIRECT DEBIT COMMONWEALTH SEC COMMSEC	1,000.00	7,219.95
11/02/2020	DIRECT DEBIT COMMONWEALTH SEC COMMSEC	1,500.00	7,594.95
30/04/2020	DIRECT CREDIT COMMONWEALTH SEC COMMSEC	(2,500.00)	(14,814.90)
26/04/2021	Direct Debit 062934 COMMSEC SECURITI COMMSEC	500.00	6,419.95
30/06/2021	Revaluation - 30/06/2021 @ \$11.580000 (System Price) - 500.000000 Units on hand		(629.95)
26/07/2021	Direct Debit 062934 COMMSEC SECURITI COMMSEC	500.00	5,619.95
30/06/2022	Revaluation - 30/06/2022 @ \$2.780000 (System Price) - 1,000.000000 Units on hand		(8,629.95)
		1,000.00	2,780.00
<u>Lynas Rare Earths Limited (LYC.AX)</u>			
18/05/2021	Direct Debit 062934 COMMSEC SECURITI COMMSEC	1,000.00	5,569.95
30/06/2021	Revaluation - 30/06/2021 @ \$5.710000 (System Price) - 1,000.000000 Units on hand		140.05
30/06/2022	Revaluation - 30/06/2022 @ \$8.730000 (System Price) - 1,000.000000 Units on hand		3,020.00
		1,000.00	8,730.00
<u>Mcperson's Limited (MCP.AX)</u>			
06/05/2019	commsec	5,000.00	5,969.95
30/06/2019	Revaluation - 28/06/2019 @ \$1.205000 (System Price) - 5,000.000000 Units on hand		55.05
10/03/2020	DIRECT DEBIT COMMONWEALTH SEC COMMSEC	(5,000.00)	(5,969.95)
10/03/2020	Unrealised Gain writeback as at 10/03/2020		(55.05)
06/07/2020	Direct Debit 062934 COMMSEC SECURITI COMMSEC	3,000.00	8,119.95
30/06/2021	Revaluation - 30/06/2021 @ \$1.100000 (System Price) - 3,000.000000 Units on hand		(4,819.95)
30/06/2022	Revaluation - 30/06/2022 @ \$0.655000 (System Price) - 3,000.000000 Units on hand		(1,335.00)
		3,000.00	1,965.00
<u>Mcmillan Shakespeare Limited (MMS.AX)</u>			
10/08/2018	commsec	1,500.00	23,054.95
18/09/2018	commsec	(1,500.00)	(23,054.95)
13/11/2018	commsec	1,000.00	15,999.95
30/06/2019	Revaluation - 28/06/2019 @ \$12.210000 (System Price) - 1,000.000000 Units on hand		(3,789.95)
11/09/2019	DIRECT DEBIT COMMONWEALTH SEC COMMSEC	(86.00)	(1,376.00)
11/09/2019	Unrealised Gain writeback as at 11/09/2019		325.94
18/09/2019	DIRECT CREDIT COMMONWEALTH SEC COMMSEC	(914.00)	(14,623.95)
18/09/2019	Unrealised Gain writeback as at 18/09/2019		3,464.01
11/02/2021	Direct Debit 062934 COMMSEC SECURITI COMMSEC	348.00	4,613.55

Jakins Superannuation Fund

Detailed Schedule of Fund Assets

As at 30 June 2022

Transaction Date	Description	Units	Amount \$
12/02/2021	Direct Debit 062934 COMMSEC SECURITI COMMSEC	98.00	1,293.60
18/02/2021	Direct Debit 062934 COMMSEC SECURITI COMMSEC	554.00	7,350.50
30/06/2021	Revaluation - 30/06/2021 @ \$12.950000 (System Price) - 1,000.000000 Units on hand		(307.65)
09/03/2022	Direct Debit 062934 COMMSEC SECURITI COMMSEC	1,000.00	11,909.95
30/06/2022	Revaluation - 30/06/2022 @ \$9.740000 (System Price) - 2,000.000000 Units on hand		(5,379.95)
		2,000.00	19,480.00
<u>Monadelphous Group Limited (MND.AX)</u>			
17/05/2018	Shares	1,000.00	16,329.95
22/05/2018	shares	1,000.00	15,489.95
30/06/2018	Revaluation - 29/06/2018 @ \$15.060000 (System Price) - 2,000.000000 Units on hand		(1,699.90)
04/10/2018	commsec	(1,000.00)	(16,329.95)
04/10/2018	Unrealised Gain writeback as at 04/10/2018		849.95
10/05/2019	commsec	(1,000.00)	(15,489.95)
10/05/2019	Unrealised Gain writeback as at 10/05/2019		849.95
25/07/2019	DIRECT DEBIT COMMONWEALTH SEC COMMSEC	1,000.00	18,849.33
30/06/2020	Revaluation - 30/06/2020 @ \$10.820000 (System Price) - 1,000.000000 Units on hand		(8,029.33)
20/01/2021	Direct Debit 062934 COMMSEC SECURITI COMMSEC	1,000.00	13,629.95
30/06/2021	Revaluation - 30/06/2021 @ \$10.450000 (System Price) - 2,000.000000 Units on hand		(3,549.95)
30/06/2022	Revaluation - 30/06/2022 @ \$9.950000 (System Price) - 2,000.000000 Units on hand		(1,000.00)
		2,000.00	19,900.00
<u>Mayne Pharma Group Limited (MYX.AX)</u>			
01/07/2017	Shares	10,000.00	20,429.95
01/07/2017	shares	10,000.00	13,179.95
21/12/2017	shares	10,000.00	12,479.95
30/06/2018	Revaluation - 29/06/2018 @ \$0.870000 (System Price) - 30,000.000000 Units on hand		(19,989.85)
21/09/2018	commsec	(10,000.00)	(20,429.95)
21/09/2018	Unrealised Gain writeback as at 21/09/2018		6,663.28
15/05/2019	commsec	(20,000.00)	(25,659.90)
15/05/2019	Unrealised Gain writeback as at 15/05/2019		13,326.57
		0.00	0.00
<u>National Australia Bank Limited (NAB.AX)</u>			
02/11/2017	shares	1,500.00	47,847.34
26/03/2018	shares	1,200.00	34,481.33
30/06/2018	Revaluation - 29/06/2018 @ \$27.410000 (System Price) - 2,700.000000 Units on hand		(8,321.67)
16/08/2018	commsec	(1,200.00)	(38,277.87)
16/08/2018	Unrealised Gain writeback as at 16/08/2018		3,698.52
30/06/2019	Revaluation - 28/06/2019 @ \$26.720000 (System Price) - 1,500.000000 Units on hand		652.35
27/05/2020	DIRECT CREDIT COMMONWEALTH SEC COMMSEC	(600.00)	(18,189.80)
27/05/2020	Unrealised Gain writeback as at 27/05/2020		1,588.32
30/06/2020	Revaluation - 30/06/2020 @ \$18.220000 (System Price) - 900.000000 Units on hand		(7,080.52)
30/06/2021	Revaluation - 30/06/2021 @ \$26.220000 (System Price) - 900.000000 Units on hand		7,200.00
10/05/2022	Direct Debit 062934 COMMSEC SECURITI COMMSEC	100.00	3,174.95

Jakins Superannuation Fund

Detailed Schedule of Fund Assets

As at 30 June 2022

Transaction Date	Description	Units	Amount \$
30/06/2022	Revaluation - 30/06/2022 @ \$27.390000 (System Price) - 1,000.000000 Units on hand		617.05
		1,000.00	27,390.00
<u>Nearmap Ltd (NEA.AX)</u>			
19/07/2019	DIRECT DEBIT COMMONWEALTH SEC COMMSEC	3,000.00	9,769.95
30/06/2020	Revaluation - 30/06/2020 @ \$2.250000 (System Price) - 3,000.000000 Units on hand		(3,019.95)
01/02/2021	Direct Debit 062934 COMMSEC SECURITI COMMSEC	3,000.00	6,619.95
30/06/2021	Revaluation - 30/06/2021 @ \$1.860000 (System Price) - 6,000.000000 Units on hand		(2,209.95)
30/06/2022	Revaluation - 30/06/2022 @ \$1.030000 (System Price) - 6,000.000000 Units on hand		(4,980.00)
		6,000.00	6,180.00
<u>New Hope Corporation Limited (NHC.AX)</u>			
02/05/2019	commsec	5,000.00	13,529.95
30/06/2019	Revaluation - 28/06/2019 @ \$2.710000 (System Price) - 5,000.000000 Units on hand		20.05
24/09/2019	DIRECT DEBIT COMMONWEALTH SEC COMMSEC	5,000.00	11,826.93
10/12/2019	DIRECT CREDIT COMMONWEALTH SEC COMMSEC	(5,000.00)	(13,529.95)
10/12/2019	Unrealised Gain writeback as at 10/12/2019		(10.03)
24/02/2020	DIRECT CREDIT COMMONWEALTH SEC COMMSEC [Record sale of NHC 10000]	5,000.00	8,869.95
24/02/2020	DIRECT CREDIT COMMONWEALTH SEC COMMSEC [Record sale of NHC 10000]	(10,000.00)	(20,696.88)
24/02/2020	Unrealised Gain writeback as at 24/02/2020		(5.01)
30/06/2020	Revaluation - 30/06/2020 @ \$0.000000 - 0.000000 Units on hand		(5.01)
		0.00	0.00
<u>Orora Limited (ORA.AX)</u>			
25/05/2022	Direct Debit 062934 COMMSEC SECURITI COMMSEC	1,500.00	5,794.95
30/06/2022	Revaluation - 30/06/2022 @ \$3.650000 (System Price) - 1,500.000000 Units on hand		(319.95)
		1,500.00	5,475.00
<u>Origin Energy Limited (ORG.AX)</u>			
04/10/2018	commsec	2,000.00	16,789.95
30/06/2019	Revaluation - 28/06/2019 @ \$7.310000 (System Price) - 2,000.000000 Units on hand		(2,169.95)
30/06/2020	Revaluation - 30/06/2020 @ \$5.840000 (System Price) - 2,000.000000 Units on hand		(2,940.00)
30/06/2021	Revaluation - 30/06/2021 @ \$4.510000 (System Price) - 2,000.000000 Units on hand		(2,660.00)
30/06/2022	Revaluation - 30/06/2022 @ \$5.730000 (System Price) - 2,000.000000 Units on hand		2,440.00
		2,000.00	11,460.00
<u>Paragon Care Limited (PGC.AX)</u>			
11/01/2018	shares	10,000.00	8,019.95
30/06/2018	Revaluation - 29/06/2018 @ \$0.825000 (System Price) - 10,000.000000 Units on hand		230.05
19/02/2019	commsec	(10,000.00)	(8,019.95)
19/02/2019	Unrealised Gain writeback as at 19/02/2019		(230.05)
		0.00	0.00
<u>QBE Insurance Group Limited (QBE.AX)</u>			
01/07/2017	shares	1,000.00	12,709.95
01/12/2017	shares	3,000.00	32,078.45
30/06/2018	Revaluation - 29/06/2018 @ \$9.740000 (System Price) -		(5,828.40)

Jakins Superannuation Fund

Detailed Schedule of Fund Assets

As at 30 June 2022

Transaction Date	Description	Units	Amount \$
	4,000.000000 Units on hand		
24/08/2018	commsec	(3,000.00)	(34,095.58)
24/08/2018	Unrealised Gain writeback as at 24/08/2018		4,371.30
19/09/2018	commsec	(1,000.00)	(10,692.82)
19/09/2018	Unrealised Gain writeback as at 19/09/2018		1,457.10
		0.00	0.00
<u>Quickstep Holdings Limited (QHL.AX)</u>			
01/07/2017	shares	10,000.00	3,119.95
01/07/2017	shares	4,000.00	2,080.00
01/07/2017	shares	10,000.00	3,619.95
01/07/2017	shares	20,000.00	6,119.95
27/09/2017	shares	100,000.00	8,919.95
30/06/2018	Revaluation - 29/06/2018 @ \$0.075000 (System Price) - 144,000.000000 Units on hand		(13,059.80)
01/08/2018	commsec	(9,349.00)	(833.93)
01/08/2018	Unrealised Gain writeback as at 01/08/2018		847.89
08/08/2018	commsec	(47,934.00)	(4,275.69)
08/08/2018	Unrealised Gain writeback as at 08/08/2018		4,347.28
27/08/2018	commsec	(42,717.00)	(3,810.34)
27/08/2018	Unrealised Gain writeback as at 27/08/2018		3,874.14
30/06/2019	Revaluation - 28/06/2019 @ \$0.087000 (System Price) - 44,000.000000 Units on hand		(7,121.35)
12/09/2019	DIRECT DEBIT COMMONWEALTH SEC COMMSEC	50,000.00	5,519.95
30/06/2020	Revaluation - 30/06/2020 @ \$0.084000 (System Price) - 94,000.000000 Units on hand		(1,451.95)
30/06/2021	Revaluation - 30/06/2021 @ \$0.052000 (System Price) - 94,000.000000 Units on hand		(3,008.00)
24/11/2021	1 for 10 share consolidation of QHL.AX	(84,600.00)	0.00
30/06/2022	Revaluation - 30/06/2022 @ \$0.370000 (System Price) - 94,000.000000 Units on hand		29,892.00
30/06/2022	Revaluation - 30/06/2022 @ \$0.370000 (System Price) - 9,400.000000 Units on hand		(31,302.00)
		9,400.00	3,478.00
<u>Resmed Inc (RMD.AX)</u>			
13/11/2019	DIRECT DEBIT COMMONWEALTH SEC COMMSEC	1,000.00	21,066.75
28/02/2020	DIRECT CREDIT COMMONWEALTH SEC COMMSEC	(1,000.00)	(21,066.75)
04/05/2020	DIRECT DEBIT COMMONWEALTH SEC COMMSEC	750.00	17,879.95
30/06/2020	Revaluation - 30/06/2020 @ \$27.540000 (System Price) - 750.000000 Units on hand		2,775.05
26/03/2021	Direct Credit 062895 COMMONWEALTH SEC COMMSEC	(750.00)	(17,879.95)
26/03/2021	Unrealised Gain writeback as at 26/03/2021		(2,775.05)
		0.00	0.00
<u>Rpmglobal Holdings Limited (RUL.AX)</u>			
22/05/2019	commsec	13,881.00	8,209.74
23/05/2019	commsec	119.00	70.21
30/06/2019	Revaluation - 27/06/2019 @ \$0.570000 (System Price) - 14,000.000000 Units on hand		(299.95)
28/08/2019	DIRECT CREDIT COMMONWEALTH SEC COMMSEC	(14,000.00)	(8,279.95)
28/08/2019	Unrealised Gain writeback as at 28/08/2019		299.95
18/02/2021	Direct Debit 062934 COMMSEC SECURITI COMMSEC	5,000.00	6,294.95
30/06/2021	Revaluation - 30/06/2021 @ \$1.780000 (System Price) - 5,000.000000 Units on hand		2,605.05

Jakins Superannuation Fund

Detailed Schedule of Fund Assets

As at 30 June 2022

Transaction Date	Description	Units	Amount \$
30/06/2022	Revaluation - 30/06/2022 @ \$1.650000 (System Price) - 5,000.000000 Units on hand		(650.00)
		5,000.00	8,250.00
<u>Reliance Worldwide Corporation Limited (RWC.AX)</u>			
02/08/2018	commsec	2,500.00	14,779.95
30/06/2019	Revaluation - 28/06/2019 @ \$3.520000 (System Price) - 2,500.000000 Units on hand		(5,979.95)
21/04/2020	DIRECT CREDIT COMMONWEALTH SEC COMMSEC	(99.00)	(585.29)
21/04/2020	Unrealised Gain writeback as at 21/04/2020		236.81
30/06/2020	Revaluation - 30/06/2020 @ \$2.940000 (System Price) - 2,401.000000 Units on hand		(1,392.58)
03/09/2020	Direct Credit 062895 COMMONWEALTH SEC COMMSEC	(2,401.00)	(14,194.66)
03/09/2020	Unrealised Gain writeback as at 03/09/2020		7,135.72
		0.00	0.00
<u>Schaffer Corporation Limited (SFC.AX)</u>			
04/08/2021	Direct Debit 062934 COMMSEC SECURITI COMMSEC	1,000.00	20,779.95
30/06/2022	Revaluation - 30/06/2022 @ \$17.720000 (System Price) - 1,000.000000 Units on hand		(3,059.95)
		1,000.00	17,720.00
<u>Sandfire Resources Limited (SFR.AX)</u>			
04/05/2021	Direct Debit 062934 COMMSEC SECURITI COMMSEC	1,000.00	6,919.95
30/06/2021	Revaluation - 30/06/2021 @ \$6.830000 (System Price) - 1,000.000000 Units on hand		(89.95)
30/06/2022	Revaluation - 30/06/2022 @ \$4.450000 (System Price) - 1,000.000000 Units on hand		(2,380.00)
		1,000.00	4,450.00
<u>Stockland (SGP.AX1)</u>			
09/07/2020	Direct Debit 062934 COMMSEC SECURITI COMMSEC	2,500.00	8,769.95
30/06/2021	Revaluation - 30/06/2021 @ \$4.660000 (System Price) - 2,500.000000 Units on hand		2,880.05
30/06/2022	Revaluation - 30/06/2022 @ \$3.610000 (System Price) - 2,500.000000 Units on hand		(2,625.00)
		2,500.00	9,025.00
<u>Sonic Healthcare Limited (SHL.AX)</u>			
25/07/2019	DIRECT DEBIT COMMONWEALTH SEC COMMSEC	1,000.00	27,512.98
16/03/2020	DIRECT DEBIT COMMONWEALTH SEC COMMSEC	500.00	14,279.95
30/06/2020	Revaluation - 30/06/2020 @ \$30.430000 (System Price) - 1,500.000000 Units on hand		3,852.07
30/06/2021	Revaluation - 30/06/2021 @ \$38.400000 (System Price) - 1,500.000000 Units on hand		11,955.00
30/06/2022	Revaluation - 30/06/2022 @ \$33.010000 (System Price) - 1,500.000000 Units on hand		(8,085.00)
		1,500.00	49,515.00
<u>Washington H Soul Pattinson & Company Limited (SQL.AX)</u>			
11/09/2018	commsec	1,200.00	28,594.28
18/10/2018	commsec	(1,200.00)	(28,594.28)
04/04/2019	commsec	1,000.00	26,782.10
30/06/2019	Revaluation - 28/06/2019 @ \$21.990000 (System Price) - 1,000.000000 Units on hand		(4,792.10)
04/10/2019	DIRECT DEBIT COMMONWEALTH SEC COMMSEC	1,000.00	20,909.95
18/11/2019	DIRECT CREDIT COMMONWEALTH SEC COMMSEC	(1,000.00)	(26,782.10)
18/11/2019	Unrealised Gain writeback as at 18/11/2019		2,396.05
10/03/2020	DIRECT DEBIT COMMONWEALTH SEC COMMSEC	1,000.00	19,679.95

Jakins Superannuation Fund

Detailed Schedule of Fund Assets

As at 30 June 2022

Transaction Date	Description	Units	Amount \$
24/03/2020	DIRECT CREDIT COMMONWEALTH SEC COMMSEC	(1,000.00)	(20,909.95)
24/03/2020	Unrealised Gain writeback as at 24/03/2020		1,198.03
30/06/2020	Revaluation - 30/06/2020 @ \$19.530000 (System Price) - 1,000.000000 Units on hand		1,048.07
30/06/2021	Revaluation - 30/06/2021 @ \$33.730000 (System Price) - 1,000.000000 Units on hand		14,200.00
30/06/2022	Revaluation - 30/06/2022 @ \$23.540000 (System Price) - 1,000.000000 Units on hand		(10,190.00)
		1,000.00	23,540.00
<u>Suncorp Group Limited (SUN.AX)</u>			
18/05/2018	shares	2,000.00	27,733.24
30/06/2018	Revaluation - 29/06/2018 @ \$14.590000 (System Price) - 2,000.000000 Units on hand		1,446.76
21/09/2018	commsec	(2,000.00)	(27,733.24)
21/09/2018	Unrealised Gain writeback as at 21/09/2018		(1,446.76)
12/10/2018	commsec	2,000.00	27,833.36
30/06/2019	Revaluation - 28/06/2019 @ \$13.470000 (System Price) - 2,000.000000 Units on hand		(893.36)
01/10/2019	971 for 1000 share consolidation of SUN.AX	(58.00)	0.00
24/10/2019	SUN CAP RETURN [In conjunction with the consolidation, a capital return of 39 cents per ordinary share will be paid on 24 October 2019 to all ordinary shareholders recorded on the register at 7:00pm (AEST) on 1 October 2019.]	0.00	(780.00)
28/10/2019	DIRECT DEBIT COMMONWEALTH SEC COMMSEC	58.00	793.00
12/02/2020	DIRECT DEBIT COMMONWEALTH SEC COMMSEC	2,000.00	25,250.26
12/02/2020	DIRECT DEBIT COMMONWEALTH SEC COMMSEC	(2,000.00)	(27,833.36)
12/02/2020	Unrealised Gain writeback as at 12/02/2020		446.68
30/06/2020	Revaluation - 30/06/2020 @ \$9.230000 (System Price) - 2,000.000000 Units on hand		(6,356.58)
30/06/2021	Revaluation - 30/06/2021 @ \$11.110000 (System Price) - 2,000.000000 Units on hand		3,760.00
30/06/2022	Revaluation - 30/06/2022 @ \$10.980000 (System Price) - 2,000.000000 Units on hand		(260.00)
30/06/2022	Share purchases bought on or before 30th of June 22 but not yet cleared as at 30th of June 2022.	1,000.00	11,029.95
30/06/2022	Revaluation - 30/06/2022 @ \$10.980000 (System Price) - 3,000.000000 Units on hand		(49.95)
		3,000.00	32,940.00
<u>Seven Group Holdings Limited (SVW.AX)</u>			
07/12/2018	commsec	1,000.00	15,279.95
10/05/2019	commsec	(1,000.00)	(15,279.95)
19/07/2019	DIRECT DEBIT COMMONWEALTH SEC COMMSEC	1,000.00	17,979.95
30/06/2020	Revaluation - 30/06/2020 @ \$17.180000 (System Price) - 1,000.000000 Units on hand		(799.95)
30/06/2021	Revaluation - 30/06/2021 @ \$20.350000 (System Price) - 1,000.000000 Units on hand		3,170.00
30/06/2022	Revaluation - 30/06/2022 @ \$16.610000 (System Price) - 1,000.000000 Units on hand		(3,740.00)
		1,000.00	16,610.00
<u>Telstra Corporation Limited. (TLS.AX)</u>			
26/06/2020	DIRECT DEBIT COMMONWEALTH SEC COMMSEC	3,000.00	9,559.95
30/06/2020	Revaluation - 30/06/2020 @ \$3.130000 (System Price) - 3,000.000000 Units on hand		(169.95)
24/03/2021	Direct Credit 062895 COMMONWEALTH SEC COMMSEC	(3,000.00)	(9,559.95)
24/03/2021	Unrealised Gain writeback as at 24/03/2021		169.95
		0.00	0.00

Jakins Superannuation Fund

Detailed Schedule of Fund Assets

As at 30 June 2022

Transaction Date	Description	Units	Amount \$
<u>Technology One Limited (TNE.AX)</u>			
23/05/2019	commsec	1,000.00	8,469.95
30/06/2019	Revaluation - 28/06/2019 @ \$7.880000 (System Price) - 1,000.000000 Units on hand		(589.95)
17/09/2019	DIRECT CREDIT COMMONWEALTH SEC COMMSEC	1,100.00	7,840.95
20/11/2019	DIRECT CREDIT COMMONWEALTH SEC COMMSEC	(1,100.00)	(9,182.76)
20/11/2019	Unrealised Gain writeback as at 20/11/2019		309.02
29/11/2019	DIRECT CREDIT COMMONWEALTH SEC COMMSEC	(1,000.00)	(7,128.14)
29/11/2019	Unrealised Gain writeback as at 29/11/2019		280.93
		0.00	0.00
<u>Tamawood Limited (TWD.AX)</u>			
01/07/2017	shares	300.00	1,129.95
01/07/2017	shares	2,700.00	10,000.00
30/06/2018	Revaluation - 29/06/2018 @ \$4.000000 (System Price) - 3,000.000000 Units on hand		870.05
16/11/2018	commsec (Auto reprocessed due to distribution entered / deleted on 30/06/2019)	(3,000.00)	(11,129.95)
16/11/2018	Unrealised Gain writeback as at 16/11/2018		(870.05)
18/12/2018	commsec	2,500.00	9,144.95
30/06/2019	Revaluation - 28/06/2019 @ \$3.610000 (System Price) - 2,500.000000 Units on hand		(119.95)
02/04/2020	DIRECT CREDIT COMMONWEALTH SEC COMMSEC	(90.00)	(329.22)
02/04/2020	Unrealised Gain writeback as at 02/04/2020		4.32
03/04/2020	DIRECT CREDIT COMMONWEALTH SEC COMMSEC	(600.00)	(2,194.79)
03/04/2020	Unrealised Gain writeback as at 03/04/2020		28.79
28/05/2020	DIRECT CREDIT COMMONWEALTH SEC COMMSEC	(1,689.00)	(6,178.33)
28/05/2020	Unrealised Gain writeback as at 28/05/2020		81.03
29/05/2020	DIRECT CREDIT COMMONWEALTH SEC COMMSEC	(121.00)	(442.62)
29/05/2020	Unrealised Gain writeback as at 29/05/2020		5.81
30/06/2020	Revaluation - 30/06/2020 @ \$0.000000 - 0.000000 Units on hand		0.01
		0.00	0.00
<u>WAM Capital Limited (WAM.AX)</u>			
11/07/2019	DIRECT DEBIT COMMONWEALTH SEC COMMSEC	5,000.00	10,929.95
02/10/2019	DIRECT CREDIT COMMONWEALTH SEC COMMSEC	(5,000.00)	(10,929.95)
		0.00	0.00
<u>Zoono Group Limited (ZNO.AX)</u>			
24/03/2020	DIRECT CREDIT COMMONWEALTH SEC COMMSEC	5,000.00	6,519.95
30/03/2020	DIRECT CREDIT COMMONWEALTH SEC COMMSEC	(5,000.00)	(6,519.95)
		0.00	0.00
Units in Listed Unit Trusts (Australian) (78200)			
<u>Lendlease Group (LLC.AX)</u>			
24/08/2018	commsec	1,200.00	24,857.95
29/08/2018	commsec (Auto reprocessed due to distribution entered / deleted on 30/06/2019)	(1,200.00)	(24,857.95)
13/11/2018	commsec	1,000.00	14,209.95
16/11/2018	commsec (Auto reprocessed due to distribution entered / deleted on 30/06/2019)	(1,000.00)	(14,209.95)
15/05/2019	commsec	1,000.00	13,929.95
30/06/2019	Revaluation - 28/06/2019 @ \$13.000000 (System Price) - 1,000.000000 Units on hand		(929.95)

Jakins Superannuation Fund

Detailed Schedule of Fund Assets

As at 30 June 2022

Transaction Date	Description	Units	Amount \$
30/06/2020	Revaluation - 30/06/2020 @ \$12.370000 (System Price) - 1,000.000000 Units on hand		(630.00)
30/06/2021	Revaluation - 30/06/2021 @ \$11.460000 (System Price) - 1,000.000000 Units on hand		(910.00)
30/06/2022	Revaluation - 30/06/2022 @ \$9.110000 (System Price) - 1,000.000000 Units on hand		(2,350.00)
		1,000.00	9,110.00
<u>Betashares Nasdaq 100 Etf (NDQ.AX)</u>			
09/03/2022	Direct Debit 062934 COMMSEC SECURITI COMMSEC	500.00	14,779.95
30/06/2022	Revaluation - 30/06/2022 @ \$26.710000 (System Price) - 500.000000 Units on hand		(1,424.95)
		500.00	13,355.00
<u>Shopping Centres Australasia Property Group (SCP.AX1)</u>			
16/11/2018	commsec (Auto reprocessed due to distribution entered / deleted on 30/06/2019)	3,000.00	7,819.95
02/01/2019	commsec (Auto reprocessed due to distribution entered / deleted on 29/01/2019)	(3,000.00)	(7,819.95)
		0.00	0.00
<u>Stockland (SGP.AX)</u>			
06/03/2020	DIRECT DEBIT COMMONWEALTH SEC COMMSEC	2,000.00	9,359.95
25/05/2020	DIRECT CREDIT COMMONWEALTH SEC COMMSEC	(2,000.00)	(9,359.95)
		0.00	0.00
<u>Transurban Group (TCL.AX)</u>			
10/03/2020	DIRECT DEBIT COMMONWEALTH SEC COMMSEC	1,000.00	15,429.95
22/04/2020	DIRECT CREDIT COMMONWEALTH SEC COMMSEC	(1,000.00)	(15,429.95)
		0.00	0.00