


De Sensi Superannuation Fund



# Financial Statements

For the year ended 30 June 2021

# De Sensi Superannuation Fund

## Compilation Report

For the year ended 30 June 2021

---

We have compiled the accompanying special purpose financial statements of De Sensi Superannuation Fund, which comprise the statement of financial position as at 30 June 2021, the operating statement for the year then ended, a summary of significant accounting policies and other explanatory notes. The specific purpose for which the special purpose financial statements have been prepared is set out in Note 1 to the financial statements.

### **The Responsibility of the Directors of the Trustee Company**

The Directors of the Trustee Company of De Sensi Superannuation Fund are solely responsible for the information contained in the special purpose financial statements, the reliability, accuracy and completeness of the information and for the determination that the financial reporting framework used is appropriate to meet their needs and for the purpose that the financial statements were prepared.

### **Our Responsibility**

On the basis of information provided by the Directors of the Trustee Company, we have compiled the accompanying special purpose financial statements in accordance with the financial reporting framework described in Note 1 to the financial statements and APES 315: *Compilation of Financial Information*.

We have applied our expertise in accounting and financial reporting to compile these financial statements in accordance with the financial reporting framework described in Note 1 to the financial statements. We have complied with the relevant ethical requirements of APES 110: *Code of Ethics for Professional Accountants*.

### **Assurance Disclaimer**

Since a compilation engagement is not an assurance engagement, we are not required to verify the reliability, accuracy or completeness of the information provided to us by management to compile these financial statements. Accordingly, we do not express an audit opinion or a review conclusion on these financial statements.

The special purpose financial statements were compiled exclusively for the benefit of the Directors of the Trustee Company who are responsible for the reliability, accuracy and completeness of the information used to compile them. We do not accept responsibility for the contents of the special purpose financial statements.

Firm: Walker Partners (Aust) Pty Ltd  
Address: P O Box 706  
HEIDELBERG VIC 3084  
AUSTRALIA

Signature: \_\_\_\_\_

Date: \_\_\_\_\_

## Statement of Financial Position

As at 30 June 2021

	Note	2021 \$	2020 \$
<b>INVESTMENTS</b>			
Australian Listed Shares	15	325,822	146,645
Australian Unlisted Shares	16	22,943	22,817
Australian Listed Unit Trust	17	-	13,149
Unit Trusts (Unlisted)	18	921,134	501,610
Other Managed Investments	19	105,167	79,641
Overseas Listed Shares	20	9,704	8,074
Overseas Unit Trusts	21	216	787
Australian Listed Options / Rights	22	2,654	-
		<b>1,387,640</b>	<b>772,723</b>
<b>OTHER ASSETS</b>			
Cash at Bank	23	21,199	4,157
Sundry Debtors - Fund Level	24	11,780	5,483
		<b>32,979</b>	<b>9,640</b>
<b>TOTAL ASSETS</b>		<b>1,420,619</b>	<b>782,363</b>
<b>LIABILITIES</b>			
Provisions for Tax - Fund	25	59,558	10,924
Financial Position Rounding		1	(1)
Sundry Creditors	26	-	1,610
		<b>59,559</b>	<b>12,533</b>
<b>TOTAL LIABILITIES</b>		<b>59,559</b>	<b>12,533</b>
<b>NET ASSETS AVAILABLE TO PAY BENEFITS</b>		<b>1,361,060</b>	<b>769,830</b>
<b>REPRESENTED BY: LIABILITY FOR MEMBERS' BENEFITS</b>			
Allocated to Members' Accounts	27	1,361,060	769,830
		<b>1,361,060</b>	<b>769,830</b>

This Statement is to be read in conjunction with the notes to the Financial Statements

# Operating Statement

For the year ended 30 June 2021

	Note	2021 \$	2020 \$
<b>REVENUE</b>			
<b>Investment Revenue</b>			
Australian Listed Shares	2	2,023	4,399
Australian Listed Unit Trust	3	160	988
Unit Trusts (Unlisted)	4	24,231	2,932
Other Managed Investments	5	18,709	3,555
Overseas Listed Shares	6	17	126
Overseas Unit Trusts	7	450	5,550
Miscellaneous Rebates	8	-	393
		<b>45,590</b>	<b>17,943</b>
<b>Contribution Revenue</b>			
Employer Concessional Contributions		24,123	29,082
		<b>24,123</b>	<b>29,082</b>
<b>Other Revenue</b>			
Cash at Bank	9	-	1,718
Market Movement Non-Realised	10	596,684	(25,526)
Market Movement Realised	11	(5,504)	173,978
		<b>591,180</b>	<b>150,170</b>
<b>Total Revenue</b>		<b>660,893</b>	<b>197,195</b>
<b>EXPENSES</b>			
<b>General Expense</b>			
Fund Administration Expenses	12	3,504	3,500
Investment Expenses	13	1,126	2,216
Member Insurance Premium Fully Deductible		5,473	6,459
		<b>10,103</b>	<b>12,175</b>
<b>BENEFITS ACCRUED AS A RESULT OF OPERATIONS BEFORE INCOME TAX</b>		<b>650,790</b>	<b>185,020</b>
<b>Tax Expense</b>			
Fund Tax Expenses	14	59,558	12,574
		<b>59,558</b>	<b>12,574</b>
<b>BENEFITS ACCRUED AS A RESULT OF OPERATIONS</b>		<b>591,232</b>	<b>172,446</b>

This Statement is to be read in conjunction with the notes to the Financial Statements

## De Sensi Superannuation Fund

# Notes to the Financial Statements

For the year ended 30 June 2021

---

### Note 1: Summary of Significant Accounting Policies

The trustees have prepared the financial statements on the basis that the superannuation fund is a non-reporting entity because there are no users dependent on general purpose financial statements. The financial statements are therefore special purpose financial statements that have been prepared in order to meet the requirements of the Superannuation Industry (Supervision) Act 1993 and accompanying Regulations, the trust deed of the fund and the needs of members.

The financial statements have also been prepared on a cash basis unless otherwise stated and are based on historical costs, except for investments, which have been measured at market values.

The following significant accounting policies, which are consistent with the policies applied in the previous period unless otherwise stated, have been adopted in the preparation of the financial statements.

#### a. Measurement of Investments

The fund initially recognises:

- i. an investment when it controls the future economic benefits expected to flow from the asset. For financial assets, the trade date is considered the date on which control of the future economic benefits attributable to the asset passes to the fund; and
- ii. a financial liability on the date it becomes a party to the contractual provisions of the instrument.

Investments of the fund have been measured at their market values, which is the amount that a willing buyer of the asset could reasonably be expected to pay to acquire the asset from a willing seller if the following assumptions were made:

- that the buyer and seller deal with each other at arm's length in relation to the sale;
- that the sale occurred after proper marketing of the asset; and
- that the buyer and the seller acted knowledgeably and prudentially in relation to the sale.

Market values have been determined as follows:

- i. shares and other securities listed on the Australian Securities Exchange by reference to the relevant market quotations at the end of the reporting period;
- ii. units in managed funds by reference to the unit redemption price at the end of the reporting period;
- iii. fixed interest securities by reference to the redemption price at the end of the reporting period; and
- iv. investment properties at trustees' assessment of their realisable value.

Financial liabilities, such as trade creditors and other payables, are measured at the gross value of the outstanding balance at the reporting date. The trustees have determined that the gross values of the fund's financial liabilities are equivalent to their market values. Any remeasurement changes in the gross values of non-current financial liabilities (including liabilities for members accrued benefits) are recognised in the operating statement in the periods in which they occur.

#### b. Cash and Cash Equivalents

Cash and cash equivalents include cash on hand and at call, deposits with banks and short-term, highly liquid investments that are readily convertible to cash and are subject to an insignificant risk of change in value.

#### c. Revenue

Revenue is recognised at the market value of the consideration received or receivable.

#### Interest revenue

## De Sensi Superannuation Fund

# Notes to the Financial Statements

For the year ended 30 June 2021

---

Interest revenue is recognised in respect of fixed-interest securities, and cash and cash equivalent balances. Interest revenue is recognised upon receipt.

### Dividend revenue

Dividend revenue is recognised when the dividend has been paid or, in the case of dividend reinvestment schemes, when the dividend is credited to the benefit of the fund.

### Rental revenue

Rental revenue arising from operating leases on investment properties is recognised upon receipt.

### Distribution revenue

Distributions from trusts are recognised as at the date the unit value is quoted ex-distributions and if not received at the end of the reporting period, are reflected in the statement of financial position as a receivable.

### Contributions and Transfers

Contributions received and transfers in are recognised when the control and the benefits from the revenue is transferred to the fund. Contributions and transfers in are recognised gross of any taxes.

### Remeasurement changes in market values

Remeasurement changes in the market values of assets are recognised as income and are determined as the difference between the market value at year-end or consideration received (if sold during the year) and the market value as at the prior year-end or cost (if the investment was acquired during the period).

### d. Expenses

Expense are recognised and reflected in the operating statement when they are incurred.

### e. Benefits Paid

Benefits are recognised when a valid withdrawal notice is received and approved by the trustee(s) in accordance with the fund's Trust Deed.

### f. Liability for Accrued Benefits

The liability for accrued benefits represents the fund's present obligation to pay benefits to members and beneficiaries and has been calculated as the difference between the carrying amount of the assets and the carrying amount of the other payables and income tax liabilities as at the end of the reporting period.

### g. Income Tax

The income tax expense (revenue) for the year comprises current income tax expense (revenue) and deferred income tax expense (revenue).

Current income tax expense charged to the profit or loss is the tax payable (refundable) on taxable income. Current tax liabilities (assets) are therefore measured at the amounts expected to be paid to (refunded from) the relevant taxation authority.

Deferred income tax expense reflects movements in deferred tax liability balances during the year as well as unused tax losses.

Except for business combinations, no deferred income tax is recognised from the initial recognition of an asset or liability where there is no effect on accounting or taxable profit or loss.

## De Sensi Superannuation Fund

# Notes to the Financial Statements

For the year ended 30 June 2021

---

Deferred tax assets and liabilities are calculated at the tax rates that are expected to apply to the period when the asset is realised or the liability is settled and their measurement also reflects the manner in which the trustees expect to recover or settle the carrying amount of the related asset or liability.

Deferred tax assets relating to temporary differences and unused tax losses are recognised only to the extent that it is probable that future taxable profit will be available against which the benefits of the deferred tax asset can be utilised.

Current tax assets and liabilities are offset where a legally enforceable right of set-off exists and it is intended that net settlement or simultaneous realisation and settlement of the respective asset and liability will occur. Deferred tax assets and liabilities are offset where:

(a) a legally enforceable right of set-off exists; and

(b) the deferred tax assets and liabilities relate to income taxes levied by the same taxation authority on either the same taxable entity or different taxable entities, where it is intended that net settlement or simultaneous realisation and settlement of the respective asset and liability will occur in future periods in which significant amounts of deferred tax assets or liabilities are expected to be recovered or settled.

The rate of tax used to determine income tax expense (revenue) and current tax liabilities (assets) is 15%, the applicable rate for a complying superannuation fund. This rate is applied to taxable income, after any claim for exempt current pension income, where applicable. The top personal marginal tax rate is applied to a non-complying superannuation fund and to non-arm's length income (NALI).

### h. Goods and Services Tax (GST)

Revenues, expenses and assets are recognised net of the amount of GST, except where the amount of GST incurred is not recoverable from the Australian Taxation Office (ATO).

The net amount of GST recoverable from, or payable to, the ATO is included with other receivables or other payables in the statement of financial position.

### i. Critical Accounting Estimates and Judgments

The preparation of financial statements requires the trustees to make judgments, estimates and assumptions that affect the application of accounting policies and the reported amounts of assets and liabilities, income and expenses. Actual results may differ from these estimates.

Estimates and underlying assumptions are reviewed on an ongoing basis. Revisions to accounting estimates are recognised in the period in which the estimate is revised and in any future period affected.

### j. Events Subsequent to Balance Date

The superannuation fund is an Accumulation fund and consequently any reduction or increment in market value of the fund is a reduction in member benefits. Any significant movement in the market value of investments after balance date has not been brought to account. Investments are in principle held for the long term and it is not appropriate to bring any subsequent reduction or increment in market values to account as at year end. Net movement in market values subsequent to balance date will be recognised in the next financial year.

In March 2020, the WHO classified the COVID-19 outbreak as a pandemic, based on the rapid increase in exposure globally. The full impact of the COVID-19 outbreak continues to evolve as of the date of this report. As such, it is uncertain as to the impact this will have on the superannuation fund.

**De Sensi Superannuation Fund**

## Notes to the Financial Statements

For the year ended 30 June 2021

	2021	2020
	\$	\$
<b>Note 2: Australian Listed Shares</b>		
Boral Limited - Dividends	-	460
National Aust. Bank - Dividends	663	1,757
Santos Ltd - Dividends	174	-
Telstra Corporation - Dividends	800	1,152
Westpac Banking Corp - Dividends	386	-
Woolworths Limited - Dividends	-	1,030
	<b>2,023</b>	<b>4,399</b>
<b>Note 3: Australian Listed Unit Trust</b>		
Lend Lease Corp. - Dividends	160	446
Transurban Group Stapled - Dividends	-	542
	<b>160</b>	<b>988</b>
<b>Note 4: Unit Trusts (Unlisted)</b>		
Unit Trusts (Unlisted) Account 2	-	1,603
Unit Trusts (Unlisted) Account 3	24,231	1,329
	<b>24,231</b>	<b>2,932</b>
<b>Note 5: Other Managed Investments</b>		
Other Managed Investments Account 1	18,709	-
Other Managed Investments Account 3	-	3,555
	<b>18,709</b>	<b>3,555</b>
<b>Note 6: Overseas Listed Shares</b>		
Oil Search Ltd FPO 10T - Dividends	17	126
	<b>17</b>	<b>126</b>
<b>Note 7: Overseas Unit Trusts</b>		
Macquarie True Ind Global Bond - Distribution	450	5,550
	<b>450</b>	<b>5,550</b>
<b>Note 8: Miscellaneous Rebates</b>		
Miscellaneous Rebate	-	393
	<b>-</b>	<b>393</b>
<b>Note 9: Cash at Bank</b>		
Cash at Bank - Bank Interest	-	1,615
Cash at Bank - Trading (Fund)	-	103
	<b>-</b>	<b>1,718</b>



**De Sensi Superannuation Fund**

## Notes to the Financial Statements

For the year ended 30 June 2021

	2021	2020
	\$	\$
<b>Note 10: Market Movement Non-Realised</b>		
Market Movement Non-Realised - Other Managed Investments	18,964	15,648
Market Movement Non-Realised - Overseas Assets	(570)	(5,414)
Market Movement Non-Realised - Overseas Shares	1,630	(3,403)
Market Movement Non-Realised - Shares - Listed	157,010	(4,351)
Market Movement Non-Realised - Shares - Unlisted	126	(27,183)
Market Movement Non-Realised - Trusts - Non-Public & Non-PST	419,524	-
Market Movement Non-Realised - Trusts - Unit	-	(823)
	<b>596,684</b>	<b>(25,526)</b>
<b>Note 11: Market Movement Realised</b>		
Market Movement Realised - Other Managed Investments	(1,638)	194,698
Market Movement Realised - Shares - Listed	(4,124)	(14,317)
Market Movement Realised - Trusts - Unit	258	(6,403)
	<b>(5,504)</b>	<b>173,978</b>
<b>Note 12: Fund Administration Expenses</b>		
Bank Charges (Admin)	-	30
Professional Fees	3,190	3,157
Subscriptions and Registrations (Admin)	314	313
	<b>3,504</b>	<b>3,500</b>
<b>Note 13: Investment Expenses</b>		
Investment Advisor Fee	1,126	2,216
	<b>1,126</b>	<b>2,216</b>
<b>Note 14: Fund Tax Expenses</b>		
Income Tax Expense	3,254	12,574
Tax Accrued During Period (Deferred Tax)	56,304	-
	<b>59,558</b>	<b>12,574</b>
<b>Note 15: Australian Listed Shares</b>		
4DMedical Limited	6,845	-
Boral Limited.	15,215	7,845
National Aust. Bank	29,209	25,854
PointsBet Holdings Ltd	231,165	79,500
Santos Ltd	13,386	10,006
Telstra Corporation.	18,800	15,650
Westpac Banking Corp	11,202	7,790
	<b>325,822</b>	<b>146,645</b>

**De Sensi Superannuation Fund**

## Notes to the Financial Statements

For the year ended 30 June 2021

	2021	2020
	\$	\$
<b>Note 16: Australian Unlisted Shares</b>		
CBPA Group Limited	22,943	22,817
	<b>22,943</b>	<b>22,817</b>
<b>Note 17: Australian Listed Unit Trust</b>		
Lend Lease Corp.	-	13,149
	<b>-</b>	<b>13,149</b>
<b>Note 18: Unit Trusts (Unlisted)</b>		
Ausco Place Unit Trust	921,134	501,610
	<b>921,134</b>	<b>501,610</b>
<b>Note 19: Other Managed Investments</b>		
Folkestone Wollert Development Fund	8,580	18,336
Regal Emerging Companies Fund II	81,835	61,305
Regal Emerging Companies Opports Gen	14,752	-
	<b>105,167</b>	<b>79,641</b>
<b>Note 20: Overseas Listed Shares</b>		
Oil Search Ltd FPO 10T	9,704	8,074
	<b>9,704</b>	<b>8,074</b>
<b>Note 21: Overseas Unit Trusts</b>		
Macquarie True Ind Global Bond	216	787
	<b>216</b>	<b>787</b>
<b>Note 22: Australian Listed Options / Rights</b>		
Pointsbet Holdings Limited Options	2,654	-
	<b>2,654</b>	<b>-</b>
<b>Note 23: Cash at Bank</b>		
Cash at Bank	9,559	3,601
Cash at Bank	11,640	556
	<b>21,199</b>	<b>4,157</b>
<b>Note 24: Sundry Debtors - Fund Level</b>		
Sundry Debtors Number 1	11,780	5,483
	<b>11,780</b>	<b>5,483</b>
<b>Note 25: Provisions for Tax - Fund</b>		
Provision for Deferred Tax (Fund)	56,304	-
Provision for Income Tax (Fund)	3,254	11,031
Provision for TFN Withholding Tax (Fund)	-	(107)
	<b>59,558</b>	<b>10,924</b>

**De Sensi Superannuation Fund**

## Notes to the Financial Statements

For the year ended 30 June 2021

	2021	2020
	\$	\$
<b>Note 26: Sundry Creditors</b>		
Sundry Creditors Number 1	-	1,610
	-	<b>1,610</b>
<b>Note 27A: Movements in Members' Benefits</b>		
Liability for Members' Benefits Beginning:	769,830	597,383
Add: Increase (Decrease) in Members' Benefits	591,230	172,446
<b>Liability for Members' Benefits End</b>	<b>1,361,060</b>	<b>769,830</b>
<b>Note 27B: Members' Other Details</b>		
Total Unallocated Benefits	-	-
Total Forfeited Benefits	-	-
Total Preserved Benefits	1,361,060	769,830
Total Vested Benefits	1,361,060	769,830

## Tax Reconciliation

For the year ended 30 June 2021

<b>INCOME</b>		
<b>Gross Interest Income</b>		26.00
<b>Gross Dividend Income</b>		
Imputation Credits	4,397.54	
Franked Amounts	10,214.74	
Unfranked Amounts	165.42	14,777.00
<b>Gross Rental Income</b>		-
<b>Gross Foreign Income</b>		420.00
<b>Gross Trust Distributions</b>		24,416.00
<b>Gross Assessable Contributions</b>		
Employer Contributions/Untaxed Transfers	24,122.00	
Member Contributions	-	24,122.00
<b>Gross Capital Gain</b>		
Net Capital Gain	-	-
Pension Capital Gain Revenue	-	-
<b>Non-arm's length income</b>		-
<b>Net Other Income</b>		16.00
<b>Gross Income</b>		<b>63,777.00</b>
Less Exempt Current Pension Income		-
<b>Total Income</b>		<b>63,777.00</b>
<b>LESS DEDUCTIONS</b>		
<b>Other Deduction</b>		10,103.00
<b>Total Deductions</b>		<b>10,103.00</b>
<b>TAXABLE INCOME</b>		
Gross Income Tax Expense (15% of Standard Component)		8,051.10
(45% of Non-arm's length income)		-
Less Foreign Tax Offset	373.91	
Less Other Tax Credit	-	373.91
<b>Tax Assessed</b>		<b>7,677.19</b>
Less Imputed Tax Credit		4,423.03
Less Amount Already paid (for the year)		-
<b>TAX DUE OR REFUNDABLE</b>		<b>3,254.16</b>
<b>Supervisory Levy</b>		<b>259.00</b>
<b>AMOUNT DUE OR REFUNDABLE</b>		<b>3,513.16</b>

De Sensi Superannuation Fund

# Member Account Balances

For the year ended 30 June 2021

Member Accounts	Opening Balance	Transfers & Tax Free Contributions	Taxable Contributions	Transfers to Pension Membership	Less: Member Tax	Less: Member Expenses	Less: Withdrawals	Distributions	Closing Balance
<b>De Sensi, Giuseppe (49)</b>									
Accumulation									
Accum (090001)	713,916.12	-	23,400.24	-	3,080.07	2,866.43	-	533,849.58	1,265,219.44
	<b>713,916.12</b>	<b>-</b>	<b>23,400.24</b>	<b>-</b>	<b>3,080.07</b>	<b>2,866.43</b>	<b>-</b>	<b>533,849.58</b>	<b>1,265,219.44</b>
<b>De Sensi, Haroula (49)</b>									
Accumulation									
Accum (090002)	55,913.61	-	722.56	-	-	2,606.28	-	41,810.87	95,840.76
	<b>55,913.61</b>	<b>-</b>	<b>722.56</b>	<b>-</b>	<b>-</b>	<b>2,606.28</b>	<b>-</b>	<b>41,810.87</b>	<b>95,840.76</b>
Reserve	-	-	-	-	-	-	-	-	-
<b>TOTALS</b>	<b>769,829.73</b>	<b>-</b>	<b>24,122.80</b>	<b>-</b>	<b>3,080.07</b>	<b>5,472.71</b>	<b>-</b>	<b>575,660.45</b>	<b>1,361,060.20</b>

CALCULATED FUND EARNING RATE:

74.7776 %

APPLIED FUND EARNING RATE:

74.7776 %

De Sensi Superannuation Fund

# Investment Summary

As at 30 June 2021

Investment	Code	Units	Average Unit Cost \$	Market Price \$	Adjusted Cost \$	Market Value \$	Gain / Loss \$	Gain / Loss %	Portfolio Weight %
<b>Cash</b>									
Cash at Bank	-	-	-	-	9,559.47	9,559.47	-	-	0.68
Cash at Bank	-	-	-	-	11,640.35	11,640.35	-	-	0.83
					<b>21,199.82</b>	<b>21,199.82</b>	-	-	<b>1.50</b>
<b>Domestic Shares</b>									
4D Medical Limited	ADK	5,488.0000	1.1856	1.2250	6,413.79	6,845.30	231.51	3.60	0.49
Boral Limited	BLD	2,070.0000	7.5005	7.3500	15,325.95	15,214.59	(311.45)	(2.01)	1.08
National Australia Bank	NAB	1,114.0000	26.0592	26.2270	29,093.01	29,219.08	179.07	0.62	2.07
Puntbet Holdings Limited Options	FPHO	1,154.0000	-	2.3000	-	2,654.20	2,654.20	-	0.19
Puntbet Holdings Ltd	PHH	18,988.0000	5.0596	12.7800	91,517.32	221,164.64	139,647.32	152.58	16.41
Santos Ltd	STO	1,898.0000	5.1008	7.0900	9,629.87	13,385.92	3,756.05	39.00	0.95
Tellus Corporation	TLS	5,000.0000	3.9655	3.7600	19,827.59	18,800.00	(1,027.59)	(5.18)	1.33
Westpac Banking Corp.	WBC	4,440.0000	23.0470	25.8100	10,001.95	11,201.54	1,199.59	11.96	0.80
					<b>182,146.48</b>	<b>328,475.18</b>	<b>146,328.70</b>	<b>80.34</b>	<b>23.32</b>
<b>Foreign Assets</b>									
Macquarie True Ind Global Bond	MQD025EAI	11,077.6990	0.8498	0.9135	9,413.26	216.02	(9,197.24)	(97.71)	0.02
					<b>9,413.26</b>	<b>216.02</b>	<b>(9,197.24)</b>	<b>(97.71)</b>	<b>0.02</b>
<b>Non-Public &amp; Non-PST Trusts</b>									
Musco Place Net Trust	-	501,610.6000	1.0000	1.8754	501,610.00	921,133.59	419,523.59	83.64	65.38
					<b>501,610.00</b>	<b>921,133.59</b>	<b>419,523.59</b>	<b>83.64</b>	<b>65.38</b>
<b>Other Investments</b>									
Follicstone Wollers Development Fund	-	7,800.0000	1.0000	1.1000	7,800.00	8,580.00	780.00	10.00	0.61
Regal Emerging Companies Fund II	-	49,959.9999	1.0000	1.8357	91,406.00	81,835.00	(11,835.00)	(53.62)	5.81
Regal Emerging Companies Options Gen	-	10,700.0000	1.0000	1.4752	10,600.00	14,752.00	4,752.00	47.52	1.05
Regal Funds Management Pty Ltd	-	8,095.0000	1.1111	-	0.01	-	(0.01)	(100.00)	-
					<b>67,800.01</b>	<b>105,167.00</b>	<b>37,366.99</b>	<b>55.11</b>	<b>7.46</b>
<b>Overseas Shares</b>									
Oil Search Ltd FPO 10T	OSH	2,547.0000	4.5061	3.8100	11,479.95	9,704.07	(1,772.88)	(15.45)	0.69
					<b>11,479.95</b>	<b>9,704.07</b>	<b>(1,772.88)</b>	<b>(15.45)</b>	<b>0.69</b>
<b>Unlisted Shares &amp; Equities</b>									
CBPA Group Limited	-	50,000.0000	0.1000	0.4459	50,000.00	22,942.80	(27,057.20)	(54.11)	1.63
					<b>50,000.00</b>	<b>22,942.80</b>	<b>(27,057.20)</b>	<b>(54.11)</b>	<b>1.63</b>
<b>Total Investments</b>					<b>843,646.52</b>	<b>1,408,838.48</b>	<b>565,191.96</b>	<b>66.99</b>	<b>100.00</b>

De Sensi Superannuation Fund

# Investment Summary

As at 30 June 2021

Investment	Code	Units	Average Unit Cost \$	Market Price \$	Adjusted Cost \$	Market Value \$	Gain / Loss \$	Gain / Loss %	Portfolio Weight %
------------	------	-------	----------------------	-----------------	------------------	-----------------	----------------	---------------	--------------------

Gain / Loss \$ is equal to Market Value \$ less Adjusted Cost \$.

Gain / Loss % is equal to Gain / Loss \$ divided by Adjusted Cost \$, expressed as a percentage.

# Member Statement

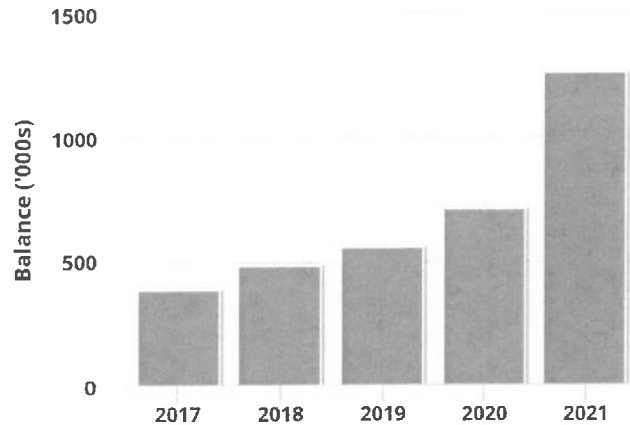
For the year ended 30 June 2021

## Member details

Mr Giuseppe De Sensi  
156 Yan Yean Road  
Plenty vic 3090  
AUSTRALIA

Date of Birth: 13/01/1972  
Eligible Service Date: 06/05/2004

## Your recent balance history



### YOUR OPENING BALANCE

\$713,916.12

\$551,303.32  
Balance Increase

### YOUR CLOSING BALANCE

\$1,265,219.44

### Your Net Fund Return

74.7776%

## Your account at a glance

### Opening Balance as at 01/07/2020

\$713,916.12

### What has been added to your account

Employer Concessional Contributions

\$23,400.24

### What has been deducted from your account

Contribution Tax

\$3,080.07

Insurance Premiums

\$2,866.43

### New Earnings

\$533,849.58

### Closing Balance at 30/06/2021

\$1,265,219.44



# Member Statement

For the year ended 30 June 2021

---

## Consolidated - Mr Giuseppe De Sensi

---

### ACCESS TO YOUR BENEFITS

---

Unrestricted non-preserved (Generally available to be withdrawn)	\$0.00
Restricted non-preserved (Generally available when you leave your employer)	\$0.00
Preserved (Generally available once you retire, after reaching your preservation age)	\$1,265,219.44

### YOUR TAX COMPONENTS

---

Tax Free Component	\$0.00
Taxable Component	\$1,265,219.44

### YOUR INSURANCE COVER

---

Death Benefit	\$0.00
Disability Benefit	\$0.00
Salary Continuance (Annual Insured Benefit)	\$0.00

### YOUR TOTAL SUPERANNUATION BALANCE

---

Your total superannuation balance	\$1,265,219.44
-----------------------------------	----------------

NOTE: This amount does not include any entitlements from external super funds

### INVESTMENT RETURN

---

The return on your investment for the year	74.78 %
--	---------

# Member Statement

For the year ended 30 June 2021

---

## Accumulation Account - Mr Giuseppe De Sensi

---

### ACCOUNT SUMMARY

---

<b>Opening Balance as at 01/07/2020</b>	<b>\$713,916.12</b>
<b>What has been added to your account</b>	
Employer Concessional Contributions	\$23,400.24
<b>What has been deducted from your account</b>	
Contribution Tax	\$3,080.07
Insurance Premiums	\$2,866.43
<b>New Earnings</b>	<b>\$533,849.58</b>
<b>Closing Balance at 30/06/2021</b>	<b>\$1,265,219.44</b>

### ACCESS TO YOUR BENEFITS

---

Unrestricted non-preserved (Generally available to be withdrawn)	\$0.00
Restricted non-preserved (Generally available when you leave your employer)	\$0.00
Preserved (Generally available once you retire, after reaching your preservation age)	\$1,265,219.44

### YOUR TAX COMPONENTS

---

Tax Free Component	\$0.00
Taxable Component	\$1,265,219.44

De Sensi Superannuation Fund

# Member Statement

For the year ended 30 June 2021

---

## YOUR BENEFICIARY(s) - Mr Giuseppe De Sensi

---

No beneficiaries have been recorded.

## FUND CONTACT DETAILS

---

### Pablo Loriente

(03) 9480 5500

PO Box 706

Burgundy Street

HEIDELBERG VIC 3084

---

# Member Statement

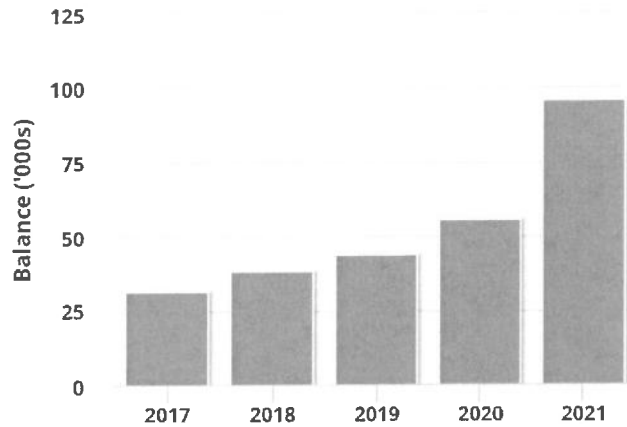
For the year ended 30 June 2021

## Member details

**Mrs Haroula De Sensi**  
**156 Yan Yean Road**  
**Plenty vic 3090**  
**AUSTRALIA**

Date of Birth: 30/09/1971  
Eligible Service Date: 06/05/2004

## Your recent balance history



### YOUR OPENING BALANCE

**\$55,913.61**

**\$39,927.15**  
Balance Increase

### YOUR CLOSING BALANCE

**\$95,840.76**

### Your Net Fund Return

**74.7776%**

## Your account at a glance

### Opening Balance as at 01/07/2020

**\$55,913.61**

### What has been added to your account

Employer Concessional Contributions

**\$722.56**

### What has been deducted from your account

Insurance Premiums

**\$2,606.28**

### New Earnings

**\$41,810.87**

### Closing Balance at 30/06/2021

**\$95,840.76**

# Member Statement

For the year ended 30 June 2021

---

## Consolidated - Mrs Haroula De Sensi

---

### ACCESS TO YOUR BENEFITS

---

Unrestricted non-preserved (Generally available to be withdrawn)	\$0.00
Restricted non-preserved (Generally available when you leave your employer)	\$0.00
Preserved (Generally available once you retire, after reaching your preservation age)	\$95,840.76

### YOUR TAX COMPONENTS

---

Tax Free Component	\$1,866.78
Taxable Component	\$93,973.98

### YOUR INSURANCE COVER

---

Death Benefit	\$0.00
Disability Benefit	\$0.00
Salary Continuance (Annual Insured Benefit)	\$0.00

### YOUR TOTAL SUPERANNUATION BALANCE

---

Your total superannuation balance	\$95,840.76
-----------------------------------	-------------

NOTE: This amount does not include any entitlements from external super funds

### INVESTMENT RETURN

---

The return on your investment for the year	74.78 %
--	---------

# Member Statement

For the year ended 30 June 2021

---

## Accumulation Account - Mrs Haroula De Sensi

---

### ACCOUNT SUMMARY

---

<b>Opening Balance as at 01/07/2020</b>	<b>\$55,913.61</b>
<b>What has been added to your account</b>	
Employer Concessional Contributions	\$722.56
<b>What has been deducted from your account</b>	
Insurance Premiums	\$2,606.28
<b>New Earnings</b>	<b>\$41,810.87</b>
<b>Closing Balance at 30/06/2021</b>	<b>\$95,840.76</b>

### ACCESS TO YOUR BENEFITS

---

Unrestricted non-preserved (Generally available to be withdrawn)	\$0.00
Restricted non-preserved (Generally available when you leave your employer)	\$0.00
Preserved (Generally available once you retire, after reaching your preservation age)	\$95,840.76

### YOUR TAX COMPONENTS

---

Tax Free Component	\$1,866.78
Taxable Component	\$93,973.98

De Sensi Superannuation Fund

# Member Statement

For the year ended 30 June 2021

---

## YOUR BENEFICIARY(s) - Mrs Haroula De Sensi

---

No beneficiaries have been recorded.

## FUND CONTACT DETAILS

---

### Pablo Loriente

(03) 9480 5500

PO Box 706

Burgundy Street

HEIDELBERG VIC 3084

---