

Financial Year Summary

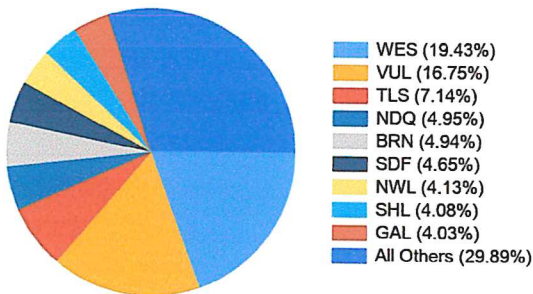
1 JULY 2021 - 30 JUNE 2022



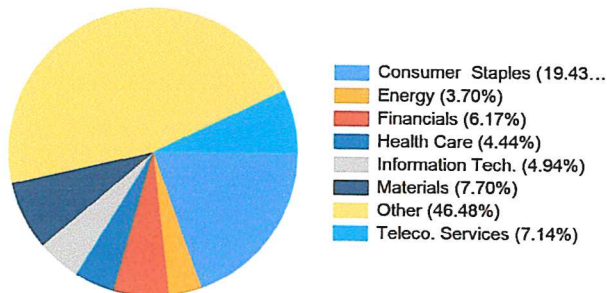
Portfolio Valuation	Account Number	Account Name	Value as at 30 June 2022
Shares	2999338	VISKOVICH NOMINEES PTY LTD <VISKOVICH SUPER FUND A/C>	\$323,621.00
CDIA	23234242	VISKOVICH NOMINEES PTY LTD <VISKOVICH SUPER FUND A/C>	\$8,853.25
TOTAL PORTFOLIO VALUE			\$332,474.25

Allocation as at 30 June 2022

Shares in your portfolio



Sectors in your portfolio



Estimated Interest & Dividends

2021-2022 Financial Year

Est. Franked Dividends	\$5,340.00
Est. Unfranked Dividends	\$839.25
Est. Franking Credits	\$2,288.57
Est. Interest Received from Interest Rate Securities	\$0.00
Interest Received from Cash Account(s)	\$15.00
TOTAL INCOME	\$6,194.25

Fees & Charges

2021-2022 Financial Year

Total Brokerage (inc. GST)	\$419.05
Total Subscriptions (inc. GST)	\$0.00
Other Fees (inc. GST)	\$0.00
TOTAL FEES & CHARGES	\$419.05

Portfolio Valuation

30 JUNE 2022



SHARES - 2999338 - HIN 80548826

VISKOVICH NOMINEES PTY LTD <VISKOVICH SUPER FUND A/C>

Portfolio	Units	Unit Price	Portfolio Value	% of Portfolio
88E - 88 ENERGY LTD FPO (ORDINARY FULLY PAID)	200,000	\$0.0080	\$1,600.00	0.48%
AD8 - AUDINATEGROUPLTD FPO (ORDINARY FULLY PAID)	1,400	\$7.5400	\$10,556.00	3.17%
AKN - AUKING MINING LTD FPO (ORDINARY FULLY PAID)	30,000	\$0.0740	\$2,220.00	0.67%
BRN - BRAINCHIP LTD FPO (ORDINARY FULLY PAID)	20,000	\$0.8000	\$16,000.00	4.81%
BTH - BIGTINCAN HLDGS LTD FPO (ORDINARY FULLY PAID)	25,615	\$0.5000	\$12,807.50	3.85%
CHN - CHALICE MINING LTD FPO (ORDINARY FULLY PAID)	2,000	\$3.7800	\$7,560.00	2.27%
COL - COLES GROUP FPO (ORDINARY FULLY PAID)	400	\$17.8100	\$7,124.00	2.14%
EML - EML PAYMENTS LTD FPO (ORDINARY FULLY PAID)	4,000	\$1.2300	\$4,920.00	1.48%
EMN - EUROMANGANESE CDI 1:1 (CHESS DEPOSITARY INTERESTS 1:1)	10,000	\$0.2500	\$2,500.00	0.75%
EXR - ELIXIR ENERGY LTD FPO (ORDINARY FULLY PAID)	10,000	\$0.1350	\$1,350.00	0.41%
GAL - GALILEO MINING LTD FPO (ORDINARY FULLY PAID)	10,000	\$1.3050	\$13,050.00	3.93%
GTR - GTI ENERGY LTD FPO (ORDINARY FULLY PAID)	100,000	\$0.0120	\$1,200.00	0.36%
KNI - KUNIKOLIMITED FPO (ORDINARY FULLY PAID)	10,625	\$0.6200	\$6,587.50	1.98%
LCL - LOS CERROS LIMITED FPO (ORDINARY FULLY PAID)	20,000	\$0.0290	\$580.00	0.17%
LKE - LAKE RESOURCES FPO (ORDINARY FULLY PAID)	12,000	\$0.7850	\$9,420.00	2.83%
LNR - LANTHANEIN RESOURCES FPO (ORDINARY FULLY PAID)	100,000	\$0.0170	\$1,700.00	0.51%
MNB - MINBOS RESOURCES LTD FPO (ORDINARY FULLY PAID)	50,000	\$0.1350	\$6,750.00	2.03%
NDQ - BETASHARES NASDAQ100 ETF UNITS (BETASHARES NASDAQ 100 ETF)	600	\$26.7100	\$16,026.00	4.82%
NTO - NITRO SOFTWARE LTD FPO (ORDINARY FULLY PAID)	2,000	\$1.3400	\$2,680.00	0.81%
NWL - NETWEALTH GROUP FPO (ORDINARY FULLY PAID)	1,100	\$12.1600	\$13,376.00	4.02%
ONE - ONEVIEW HEALTHCARE CDI 1:1 (CHESS DEPOSITARY INTERESTS 1:1)	10,000	\$0.1150	\$1,150.00	0.35%
PRL - PROVINCE RESOURCES FPO (ORDINARY FULLY PAID)	100,000	\$0.0520	\$5,200.00	1.56%
PUR - PURSUIT MINERALS FPO (ORDINARY FULLY PAID)	100,000	\$0.0130	\$1,300.00	0.39%
QPM - QUEENSLAND PACIFIC FPO (ORDINARY FULLY PAID)	20,000	\$0.1150	\$2,300.00	0.69%
SDF - STEADFAST GROUP LTD FPO (ORDINARY FULLY PAID)	3,000	\$5.0200	\$15,060.00	4.53%
SHL - SONIC HEALTHCARE FPO (ORDINARY FULLY PAID)	400	\$33.0100	\$13,204.00	3.97%
STX - STRIKE ENERGY LTD FPO (ORDINARY FULLY PAID)	15,000	\$0.2550	\$3,825.00	1.15%
TLS - TELSTRA CORPORATION. FPO (ORDINARY FULLY PAID)	6,000	\$3.8500	\$23,100.00	6.95%
TMR - TEMPUS RESOURCES LTD FPO (ORDINARY FULLY PAID)	20,000	\$0.0620	\$1,240.00	0.37%
VUL - VULCAN ENERGY FPO (ORDINARY FULLY PAID)	10,000	\$5.4200	\$54,200.00	16.30%
WES - WESFARMERS LIMITED FPO (ORDINARY FULLY PAID)	1,500	\$41.9100	\$62,865.00	18.91%
WHK - WHITEHAWK LIMITED FPO (ORDINARY FULLY PAID)	10,000	\$0.0670	\$670.00	0.20%
WSP - WHISPIR LIMITED FPO (ORDINARY FULLY PAID)	2,000	\$0.7500	\$1,500.00	0.45%
Sub Total			\$323,621.00	97.34%

Portfolio Valuation

30 JUNE 2022



Cash Accounts	Portfolio Value	% of Portfolio
CDIA - 06716723234242	\$8,853.25	2.66%
TOTAL	\$332,474.25	100.00%

Transaction Summary

1 JULY 2021 - 30 JUNE 2022



VISKOVICH NOMINEES PTY LTD <VISKOVICH SUPER FUND A/C>

SHARES - 2999338 - HIN 80548826

Total Buys and Sells	2021 - 2022 Financial Year
Total Buys (inc. Brokerage + GST)	\$38,709.40
Total Sells (inc. Brokerage + GST)	\$45,079.92

88E - 88 ENERGY LTD FPO (ORDINARY FULLY PAID)

Date	Type	Quantity	Unit Price	Trade Value	Brokerage+GST	GST	CNote	Total Value
19-May-2022	Buy	100,000	\$0.110	\$1,100.00	\$19.95	\$1.81	133459419	\$1,119.95
Sub Total					\$19.95	\$1.81		\$1,119.95

AKN - AUKING MINING LTD FPO (ORDINARY FULLY PAID)

Date	Type	Quantity	Unit Price	Trade Value	Brokerage+GST	GST	CNote	Total Value
01-Mar-2022	Buy	30,000	\$1.700	\$5,100.00	\$19.95	\$1.81	130508251	\$5,119.95
Sub Total					\$19.95	\$1.81		\$5,119.95

ARU - ARAFURA RESOURCE LTD FPO (ORDINARY FULLY PAID)

Date	Type	Quantity	Unit Price	Trade Value	Brokerage+GST	GST	CNote	Total Value
01-Dec-2021	Sell	-20,000	\$0.2050	-\$4,100.00	\$19.95	\$1.81	127096433	-\$4,080.05
Sub Total					\$19.95	\$1.81		-\$4,080.05

BRN - BRAINCHIP LTD FPO (ORDINARY FULLY PAID)

Date	Type	Quantity	Unit Price	Trade Value	Brokerage+GST	GST	CNote	Total Value
16-Jun-2022	Buy	3,000	\$0.8600	\$2,580.00	\$19.95	\$1.81	134423934	\$2,599.95
27-Jan-2022	Buy	4,000	\$1.5800	\$6,320.00	\$19.95	\$1.81	129189839	\$6,339.95
14-Jan-2022	Buy	3,000	\$1.7950	\$5,385.00	\$19.95	\$1.81	128554686	\$5,404.95
Sub Total					\$59.85	\$5.43		\$14,344.85

BTH - BIGTINCAN HLDGS LTD FPO (ORDINARY FULLY PAID)

Date	Type	Quantity	Unit Price	Trade Value	Brokerage+GST	GST	CNote	Total Value
19-May-2022	Buy	5,000	\$0.5200	\$2,600.00	\$19.95	\$1.81	133460031	\$2,619.95
Sub Total					\$19.95	\$1.81		\$2,619.95

EML - EML PAYMENTS LTD FPO (ORDINARY FULLY PAID)

Date	Type	Quantity	Unit Price	Trade Value	Brokerage+GST	GST	CNote	Total Value
19-May-2022	Buy	1,000	\$1.4200	\$1,420.00	\$19.95	\$1.81	133461152	\$1,439.95
Sub Total					\$19.95	\$1.81		\$1,439.95

Transaction Summary

1 JULY 2021 - 30 JUNE 2022



FNT - FRONTIER RESOURCES FPO (ORDINARY FULLY PAID)

Date	Type	Quantity	Unit Price	Trade Value	Brokerage+GST	GST	CNote	Total Value
15-Feb-2022	Buy	100,000	\$0.0350	\$3,500.00	\$19.95	\$1.81	129938647	\$3,519.95
Sub Total					\$19.95	\$1.81		\$3,519.95

GTR - GTI RESOURCES FPO (ORDINARY FULLY PAID)

Date	Type	Quantity	Unit Price	Trade Value	Brokerage+GST	GST	CNote	Total Value
19-Apr-2022	Buy	100,000	\$0.0220	\$2,200.00	\$19.95	\$1.81	132325626	\$2,219.95
Sub Total					\$19.95	\$1.81		\$2,219.95

HSN - HANSEN TECHNOLOGIES FPO (ORDINARY FULLY PAID)

Date	Type	Quantity	Unit Price	Trade Value	Brokerage+GST	GST	CNote	Total Value
27-Aug-2021	Sell	-2,500	\$6.1597	-\$15,399.19	\$29.95	\$2.72	122542421	-\$15,369.24
Sub Total					\$29.95	\$2.72		-\$15,369.24

KTD - KEYTONE DAIRY FPO (ORDINARY FULLY PAID)

Date	Type	Quantity	Unit Price	Trade Value	Brokerage+GST	GST	CNote	Total Value
27-Aug-2021	Sell	-20,000	\$0.1125	-\$2,250.00	\$19.95	\$1.81	122543908	-\$2,230.05
Sub Total					\$19.95	\$1.81		-\$2,230.05

NAB - NATIONAL AUST. BANK FPO (ORDINARY FULLY PAID)

Date	Type	Quantity	Unit Price	Trade Value	Brokerage+GST	GST	CNote	Total Value
01-Dec-2021	Sell	-500	\$27.3000	-\$13,650.00	\$29.95	\$2.72	127104066	-\$13,620.05
Sub Total					\$29.95	\$2.72		-\$13,620.05

NEA - NEARMAP LTD FPO (ORDINARY FULLY PAID)

Date	Type	Quantity	Unit Price	Trade Value	Brokerage+GST	GST	CNote	Total Value
01-Feb-2022	Sell	-4,000	\$1.3700	-\$5,480.00	\$19.95	\$1.81	129393866	-\$5,460.05
Sub Total					\$19.95	\$1.81		-\$5,460.05

PRL - PROVINCE RESOURCES FPO (ORDINARY FULLY PAID)

Date	Type	Quantity	Unit Price	Trade Value	Brokerage+GST	GST	CNote	Total Value
10-Sep-2021	Buy	20,000	\$0.1600	\$3,200.00	\$19.95	\$1.81	123253585	\$3,219.95
Sub Total					\$19.95	\$1.81		\$3,219.95

PUR - PURSUIT MINERALS FPO (ORDINARY FULLY PAID)

Date	Type	Quantity	Unit Price	Trade Value	Brokerage+GST	GST	CNote	Total Value
14-Jun-2022	Buy	40,000	\$0.0180	\$720.00	\$10.00	\$0.91	134277089	\$730.00
Sub Total					\$10.00	\$0.91		\$730.00

Transaction Summary

1 JULY 2021 - 30 JUNE 2022



SPT - SPLITIT FPO (ORDINARY FULLY PAID)

Date	Type	Quantity	Unit Price	Trade Value	Brokerage+GST	GST	CNote	Total Value
27-Aug-2021	Sell	-3,000	\$.4750	-\$1,425.00	\$19.95	\$1.81	122545004	-\$1,405.05
Sub Total					\$19.95	\$1.81		-\$1,405.05

STX - STRIKE ENERGY LTD FPO (ORDINARY FULLY PAID)

Date	Type	Quantity	Unit Price	Trade Value	Brokerage+GST	GST	CNote	Total Value
14-Jan-2022	Sell	-15,000	\$.1957	-\$2,935.38	\$19.95	\$1.81	128554149	-\$2,915.43
17-Dec-2021	Buy	10,000	\$.2125	\$2,125.00	\$19.95	\$1.81	127718254	\$2,144.95
Sub Total					\$39.90	\$3.62		-\$770.48

TMR - TEMPUS RESOURCES LTD FPO (ORDINARY FULLY PAID)

Date	Type	Quantity	Unit Price	Trade Value	Brokerage+GST	GST	CNote	Total Value
31-Jan-2022	Buy	10,000	\$.1200	\$1,200.00	\$19.95	\$1.81	129349999	\$1,219.95
Sub Total					\$19.95	\$1.81		\$1,219.95

WSP - WHISPIR LIMITED FPO (ORDINARY FULLY PAID)

Date	Type	Quantity	Unit Price	Trade Value	Brokerage+GST	GST	CNote	Total Value
18-May-2022	Buy	1,000	\$1.0000	\$1,000.00	\$10.00	\$0.91	133454042	\$1,010.00
Sub Total					\$10.00	\$0.91		\$1,010.00

Interest & Estimated Dividend Summary

1 JULY 2021 - 30 JUNE 2022



SHARES - 2999338 - HIN 80548826

VISKOVICH NOMINEES PTY LTD <VISKOVICH SUPER FUND A/C>

ESTIMATED DIVIDEND SUMMARY

COL - COLES GROUP FPO (ORDINARY FULLY PAID)

Ex-div date	Payment Date	Type	Dividend per share	Units	Est. Unfranked Amount	Est. Franked Amount	Est. Total Dividend	Est. Franking Credit
03-Mar-2022	31-Mar-2022	Interim	\$0.3300	400	\$0.00	\$132.00	\$132.00	\$56.57
26-Aug-2021	28-Sep-2021	Final	\$0.2800	400	\$0.00	\$112.00	\$112.00	\$48.00
Sub Total					\$0.00	\$244.00	\$244.00	\$104.57

HSN - HANSEN TECHNOLOGIES FPO (ORDINARY FULLY PAID)

Ex-div date	Payment Date	Type	Dividend per share	Units	Est. Unfranked Amount	Est. Franked Amount	Est. Total Dividend	Est. Franking Credit
27-Aug-2021	21-Sep-2021	Final	\$0.0500	2,500	\$57.50	\$67.50	\$125.00	\$28.93
Sub Total					\$57.50	\$67.50	\$125.00	\$28.93

NAB - NATIONAL AUST. BANK FPO (ORDINARY FULLY PAID)

Ex-div date	Payment Date	Type	Dividend per share	Units	Est. Unfranked Amount	Est. Franked Amount	Est. Total Dividend	Est. Franking Credit
15-Nov-2021	15-Dec-2021	Final	\$0.6700	500	\$0.00	\$335.00	\$335.00	\$143.57
13-May-2021	02-Jul-2021	Interim	\$0.6000	500	\$0.00	\$300.00	\$300.00	\$128.57
Sub Total					\$0.00	\$635.00	\$635.00	\$272.14

NDQ - BETASHARES NASDAQ100 ETF UNITS (BETASHARES NASDAQ 100 ETF)

Ex-div date	Payment Date	Type	Dividend per share	Units	Est. Unfranked Amount	Est. Franked Amount	Est. Total Dividend	Est. Franking Credit
01-Jul-2021	16-Jul-2021	Final	\$1.1746	600	\$704.75	\$0.00	\$704.75	\$0.00
Sub Total					\$704.75	\$0.00	\$704.75	\$0.00

NWL - NETWEALTH GROUP FPO (ORDINARY FULLY PAID)

Ex-div date	Payment Date	Type	Dividend per share	Units	Est. Unfranked Amount	Est. Franked Amount	Est. Total Dividend	Est. Franking Credit
23-Feb-2022	24-Mar-2022	Interim	\$0.1000	1,100	\$0.00	\$110.00	\$110.00	\$47.14
26-Aug-2021	24-Sep-2021	Final	\$0.0950	1,100	\$0.00	\$104.50	\$104.50	\$44.79
Sub Total					\$0.00	\$214.50	\$214.50	\$91.93

SDF - STEADFAST GROUP LTD FPO (ORDINARY FULLY PAID)

Ex-div date	Payment Date	Type	Dividend per share	Units	Est. Unfranked Amount	Est. Franked Amount	Est. Total Dividend	Est. Franking Credit
28-Feb-2022	23-Mar-2022	Interim	\$0.0520	3,000	\$0.00	\$156.00	\$156.00	\$66.86
19-Aug-2021	10-Sep-2021	Final	\$0.0700	3,000	\$0.00	\$210.00	\$210.00	\$90.00
Sub Total					\$0.00	\$366.00	\$366.00	\$156.86

Interest & Estimated Dividend Summary

1 JULY 2021 - 30 JUNE 2022



SHL - SONIC HEALTHCARE FPO (ORDINARY FULLY PAID)

Ex-div date	Payment Date	Type	Dividend per share	Units	Est. Unfranked Amount	Est. Franked Amount	Est. Total Dividend	Est. Franking Credit
08-Mar-2022	23-Mar-2022	Interim	\$0.4000	400	\$0.00	\$160.00	\$160.00	\$68.57
07-Sep-2021	22-Sep-2021	Final	\$0.5500	400	\$77.00	\$143.00	\$220.00	\$61.29
Sub Total					\$77.00	\$303.00	\$380.00	\$129.86

TLS - TELSTRA CORPORATION. FPO (ORDINARY FULLY PAID)

Ex-div date	Payment Date	Type	Dividend per share	Units	Est. Unfranked Amount	Est. Franked Amount	Est. Total Dividend	Est. Franking Credit
02-Mar-2022	01-Apr-2022	Interim	\$0.0800	6,000	\$0.00	\$480.00	\$480.00	\$205.71
25-Aug-2021	23-Sep-2021	Final	\$0.0800	6,000	\$0.00	\$480.00	\$480.00	\$205.71
Sub Total					\$0.00	\$960.00	\$960.00	\$411.42

WES - WESFARMERS LIMITED FPO (ORDINARY FULLY PAID)

Ex-div date	Payment Date	Type	Dividend per share	Units	Est. Unfranked Amount	Est. Franked Amount	Est. Total Dividend	Est. Franking Credit
22-Feb-2022	30-Mar-2022	Interim	\$0.8000	1,500	\$0.00	\$1,200.00	\$1,200.00	\$514.29
01-Sep-2021	07-Oct-2021	Final	\$0.9000	1,500	\$0.00	\$1,350.00	\$1,350.00	\$578.57
Sub Total					\$0.00	\$2,550.00	\$2,550.00	\$1,092.86
TOTAL					\$839.25	\$5,340.00	\$6,179.25	\$2,288.57

ESTIMATED INTEREST RECEIVED

There are no transactions on this account.

TOTAL \$0.00

INTEREST INCOME SUMMARY

Account	Interest
CDIA - 23234242	\$15.00
TOTAL	\$15.00

Financial Year Summary

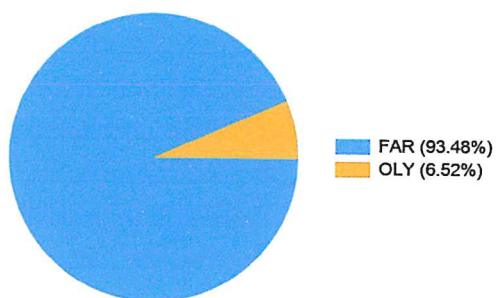
1 JULY 2021 - 30 JUNE 2022



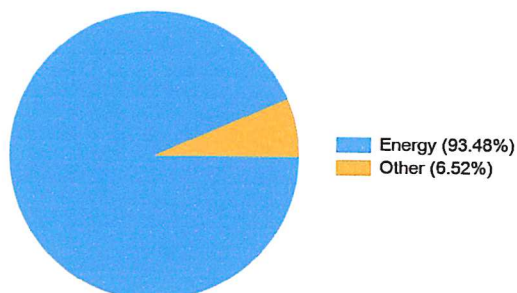
Portfolio Valuation	Account Number	Account Name	Value as at 30 June 2022
Shares	599946	MR FRANCIS JOHN VISKOVICH + MRS JANE ELIZABETH VISKOVICH	\$165.81
TOTAL PORTFOLIO VALUE			\$165.81

Allocation as at 30 June 2022

Shares in your portfolio



Sectors in your portfolio



Estimated Interest & Dividends 2021-2022 Financial Year

Est. Franked Dividends	\$0.00
Est. Unfranked Dividends	\$0.00
Est. Franking Credits	\$0.00
Est. Interest Received from Interest Rate Securities	\$0.00
TOTAL INCOME	\$0.00

Fees & Charges 2021-2022 Financial Year

Total Brokerage (inc. GST)	\$0.00
Total Subscriptions (inc. GST)	\$0.00
Other Fees (inc. GST)	\$0.00
TOTAL FEES & CHARGES	\$0.00

Portfolio Valuation

30 JUNE 2022



SHARES - 599946 - HIN 31826136

MR FRANCIS JOHN VISKOVICH + MRS JANE ELIZABETH VISKOVICH

Portfolio	Units	Unit Price	Portfolio Value	% of Portfolio
FAR - FAR LTD FPO (ORDINARY FULLY PAID)	200	\$0.7750	\$155.00	93.48%
OLY - OLYMPIO METALS LTD FPO (ORDINARY FULLY PAID)	94	\$0.1150	\$10.81	6.52%
		Sub Total	\$165.81	100.00%

Transaction Summary

1 JULY 2021 - 30 JUNE 2022



MR FRANCIS JOHN VISKOVICH + MRS JANE
ELIZABETH VISKOVICH

SHARES - 599946 - HIN 31826136

Total Buys and Sells	2021 - 2022 Financial Year
Total Buys (inc. Brokerage + GST)	\$0.00
Total Sells (inc. Brokerage + GST)	\$0.00

There are no transactions on this account.

Interest & Estimated Dividend Summary

1 JULY 2021 - 30 JUNE 2022



SHARES - 599946 - HIN 31826136

MR FRANCIS JOHN VISKOVICH + MRS JANE ELIZABETH VISKOVICH

ESTIMATED DIVIDEND SUMMARY

There are no transactions on this account.

TOTAL

\$0.00

ESTIMATED INTEREST RECEIVED

There are no transactions on this account.

TOTAL

\$0.00