

# Financial statements and reports for the year ended 30 June 2023

## SW & RC Super Fund

---

Prepared for: Hemi Hohepa Pty Ltd

# SW & RC Super Fund

## Operating Statement

For the year ended 30 June 2023



|   | Note | 2023             | 2022              |
|---|------|------------------|-------------------|
|   |      | \$               | \$                |
| <b>Income</b>   |      |                  |                   |
| <b>Investment Income</b>  |      |                  |                   |
| Interest Received   |      | 7,350.10         | 44.53             |
| <b>Contribution Income</b>  |      |                  |                   |
| Employer Contributions  |      | 8,355.40         | 0.00              |
| Personal Concessional   |      | 8,000.00         | 124,361.00        |
| Transfers In  |      | 13,935.16        | 311,504.22        |
| <b>Total Income</b>   |      | <u>37,640.66</u> | <u>435,909.75</u> |
| <b>Expenses</b>   |      |                  |                   |
| Accountancy Fees  |      | 2,530.00         | 0.00              |
| Administration Costs  |      | 3,740.00         | 0.00              |
| ATO Supervisory Levy  |      | 518.00           | 0.00              |
| Amortisation of formation costs                                     |      | 500.00           | 500.00            |
| Auditor's Remuneration  |      | 330.00           | 0.00              |
| Advisor Fees  |      | 0.00             | 2,500.00          |
|   |      | <u>7,618.00</u>  | <u>3,000.00</u>   |
| <b>Member Payments</b>  |      |                  |                   |
| Life Insurance Premiums   |      | 5,884.89         | 0.00              |
| <b>Investment Losses</b>  |      |                  |                   |
| Changes in Market Values  | 6    |                  |                   |
| Realised Movements in Market Value                                  |      | 1,200.00         | 0.00              |
| <b>Total Expenses</b>   |      | <u>14,702.89</u> | <u>3,000.00</u>   |
| <b>Benefits accrued as a result of operations before income tax</b> |      |                  |                   |
|   |      | <u>22,937.77</u> | <u>432,909.75</u> |
| Income Tax Expense  | 7    | 2,166.45         | 18,660.75         |
| <b>Benefits accrued as a result of operations</b>                   |      | <u>20,771.32</u> | <u>414,249.00</u> |

DocuSigned by:

Steven Weir

D1525F7948B8450...

DocuSigned by:

Rebecca Connors

0C186DAAB016408...

The accompanying notes form part of these financial statements.

Refer to compilation report

# SW & RC Super Fund

## Detailed Statement of Financial Position



As at 30 June 2023

|  | Note | 2023<br>\$        | 2022<br>\$        |
|--|------|-------------------|-------------------|
| <b>Assets</b>  |      |                   |                   |
| <b>Other Assets</b>  |      |                   |                   |
| Bank Accounts  | 2    |                   |                   |
| Macquarie ***3441  |      | 426,170.77        | 430,909.75        |
| Formation Expenses   |      | 1,500.00          | 2,000.00          |
| Income Tax Refundable  |      | 12,107.55         | 0.00              |
| <b>Total Other Assets</b>  |      | <u>439,778.32</u> | <u>432,909.75</u> |
| <b>Total Assets</b>  |      | <u>439,778.32</u> | <u>432,909.75</u> |
| Less:  |      |                   |                   |
| <b>Liabilities</b>   |      |                   |                   |
| Income Tax Payable   |      | 0.00              | 18,660.75         |
| PAYG Payable   |      | 4,758.00          | 0.00              |
| <b>Total Liabilities</b>   |      | <u>4,758.00</u>   | <u>18,660.75</u>  |
| <b>Net assets available to pay benefits</b>                                |      | <u>435,020.32</u> | <u>414,249.00</u> |
| Represented By :   |      |                   |                   |
| <b>Liability for accrued benefits allocated to members' accounts</b>       | 3, 4 |                   |                   |
| Weir, Steven James - Accumulation  |      | 247,433.89        | 236,965.66        |
| Coram, Rebecca Lee - Accumulation  |      | 187,586.43        | 177,283.34        |
| <b>Total Liability for accrued benefits allocated to members' accounts</b> |      | <u>435,020.32</u> | <u>414,249.00</u> |

DocuSigned by:

Steven Weir

D1525F7948B8450...

26/09/2023

11:45:33

DocuSigned by: The accompanying notes form part of these financial statements.

Rebecca Coram

0C186DAAB016408...

Refer to compilation report

# SW & RC Super Fund Compilation Report



We have compiled the accompanying special purpose financial statements of the SW & RC Super Fund which comprise the statement of financial position as at 30 June 2023 the operating statement for the year then ended, a summary of significant accounting policies and other explanatory notes. The specific purpose for which the special purpose financial statements have been prepared is set out in Note 1 to the financial statements.

## **The Responsibility of the Trustee(s)**

The Trustee(s) of SW & RC Super Fund are solely responsible for the information contained in the special purpose financial statements, the reliability, accuracy and completeness of the information and for the determination that the financial reporting framework used is appropriate to meet their needs and for the purpose that the financial statements were prepared.

## **Our Responsibility**

On the basis of information provided by the Trustee(s), we have compiled the accompanying special purpose financial statements in accordance with the financial reporting framework as described in Note 1 to the financial statements and APES 315: Compilation of Financial Information.

We have applied our expertise in accounting and financial reporting to compile these financial statements in accordance with the financial reporting framework described in Note 1 to the financial statements. We have complied with the relevant ethical requirements of APES 110: Code of Ethics for Professional Accountants.

## **Assurance Disclaimer**

Since a compilation engagement is not an assurance engagement, we are not required to verify the reliability, accuracy or completeness of the information provided to us by management to compile these financial statements. Accordingly, we do not express an audit opinion or a review conclusion on these financial statements.

The special purpose financial statements were compiled exclusively for the benefit of the directors of the trustee company who are responsible for the reliability, accuracy and completeness of the information used to compile them. We do not accept responsibility for the contents of the special purpose financial statements.

Simmons Livingstone & Associates

of

PO Box 806, OXFENFORD, Queensland 4210

Signed:

A handwritten signature in black ink, appearing to read 'J. L. Lyle'.

Dated: 26/09/2023

**SW & RC Super Fund****Notes to the Financial Statements**

For the year ended 30 June 2023

**Note 1: Summary of Significant Accounting Policies**

The trustees have prepared the financial statements on the basis that the Superannuation Fund is not a reporting entity because it is not publicly accountable and is not required by law or governing document to prepare financial statements that comply with Australian Accounting Standards. The financial statements are therefore special purpose financial statements that have been prepared in order to meet the requirements of the Superannuation Industry (Supervision) Act 1993 and associated Regulations, the trust deed of the Fund and the needs of members.

The financial statements have been prepared on a cash basis and are based on historical costs, except for investments which have been measured at market value.

The following significant accounting policies, which are consistent with the policies applied in the previous period unless otherwise stated, have been adopted in the preparation of the financial statements.

The financial statements were authorised for issue by the Director(s).

**a. Measurement of Investments**

The Fund initially recognises:

- (i) an investment when it controls the future economic benefits expected to flow from the asset. For financial assets, the trade date is considered to be the date on which control of the future economic benefits attributable to the asset passes to the Fund; and
- (ii) a financial liability on the date it becomes a party to the contractual provisions of the instrument.

Investments of the Fund have been measured at market value, which refers to the amount that a willing buyer could reasonably be expected to pay to acquire an asset from a willing seller if the following assumptions were made:

- that the buyer and the seller deal with each other at arm's length in relation to the sale;
- that the sale occurred after proper marketing of the asset; and
- that the buyer and the seller acted knowledgeably and prudentially in relation to the sale.

Market value has been determined as follows:

- (i) shares and other securities listed on the Australian Securities Exchange by reference to the relevant market quotations at the end of the reporting period;
- (ii) units in managed funds by reference to the unit redemption price at the end of the reporting period;
- (iii) fixed-interest securities by reference to the redemption price at the end of the reporting period;
- (iv) unlisted investments are stated at trustees' assessment based on estimated market value at balance date or where necessary, an external valuer's opinion; and
- (v) investment properties at the trustees' assessment of the market value or where necessary a qualified independent valuer's opinion at the end of reporting period.

**b. Cash and Cash Equivalents**

Cash and cash equivalents include cash on hand and at call, deposits with banks and short-term, highly liquid investments that are readily convertible to cash and subject to an insignificant risk of change in value.

**c. Revenue****Interest revenue**

Interest revenue is recognised in respect of fixed-interest securities, and cash and cash equivalent balances. Interest revenue is recognised upon receipt.

**Dividend revenue**

DocuSigned by:

Steven Weir

D1525F7948B8450...

DocuSigned by:

Rebecca Coram

0C186DAAB016408...

Refer to compilation report

**SW & RC Super Fund****Notes to the Financial Statements**

For the year ended 30 June 2023



Dividend revenue is recognised when the dividend has been paid or, in the case of dividend reinvestment schemes, when the dividend is credited to the benefit of the fund.

**Rental revenue**

Upon entering into each contract as a lessor, the Fund assesses if the lease is a finance or operating lease. All leases have been assessed as operating leases. Rental revenue arising from operating leases on investment properties is recognised on straight-line basis over the term of the specific lease.

**Distribution revenue**

Distributions from unit trusts and managed funds are recognised as at the date the unit value is quoted ex-distribution and if not received at the end of the reporting period, are reflected in the statement of financial position as a receivable at market value.

**Remeasurement changes in market values**

Remeasurement changes in the market values of assets are recognised as income and determined as the difference between the market value at year-end or consideration received (if sold during the year) and the market value as at the prior year-end or cost (if acquired during the period).

**Contributions**

Contributions and transfers in are recognised when the control and the benefits from the revenue have been attained and are recorded by the Fund, gross of any taxes, in the period to which they relate.

**d. Liability for Accrued Benefits**

The liability for accrued benefits represents the Fund's present obligation to pay benefits to members and beneficiaries, and has been calculated as the difference between the carrying amount of the assets and the carrying amount of the other payables and income tax liabilities as at the end of the reporting period.

**e. Trade and Other Payables**

Financial liabilities, such as trade creditors and other payables, are measured at the gross value of the outstanding balance at the end of the reporting period. The trustees have determined that the gross value of the Fund's financial liabilities is equivalent to the market value. Any remeasurement changes in the gross value of non-current financial liabilities (including liabilities for members' accrued benefits) are recognised in the operating statement in the periods in which they occur.

**f. Critical Accounting Estimates and Judgements**

The preparation of financial statements requires the trustees to make judgements, estimates and assumptions that affect the application of accounting policies and the reported amounts of assets and liabilities, income and expenses. Actual results may differ from these estimates.

Estimates and underlying assumptions are reviewed on an ongoing basis. Revisions to accounting estimates are recognised in the period in which the estimate is revised and in any future period affected.

**Note 2: Banks and Term Deposits**

|                   | 2023<br>\$ | 2022<br>\$ |
|-------------------|------------|------------|
| <b>Banks</b>      |            |            |
| Macquarie ***3441 | 426,170.77 | 430,909.75 |
|                   | 426,170.77 | 430,909.75 |

**Note 3: Liability for Accrued Benefits**

DocuSigned by:

Steven Weir

D1525F7948B8450...

DocuSigned by:

Rebecca Coram

0C186DAAB016408...

Refer to compilation report

## SW &amp; RC Super Fund

**Notes to the Financial Statements**

For the year ended 30 June 2023



|   | <b>2023</b> | <b>2022</b> |
|---|-------------|-------------|
|   | \$          | \$          |
| Liability for accrued benefits at beginning of year | 414,249.00  | 0.00        |
| Benefits accrued as a result of operations          | 20,771.32   | 414,249.00  |
| Current year member movements                       | 0.00        | 0.00        |
|   | <hr/>       | <hr/>       |
| Liability for accrued benefits at end of year       | 435,020.32  | 414,249.00  |
|   | <hr/>       | <hr/>       |

**Note 4: Vested Benefits**

Vested benefits are benefits that are not conditional upon continued membership of the fund (or any factor other than resignation from the plan) and include benefits which members were entitled to receive had they terminated their fund membership as at the end of the reporting period.

|                 | <b>2023</b>      | <b>2022</b>      |
|-----------------|------------------|------------------|
|                 | \$               | \$               |
| Vested Benefits | <hr/> 435,020.32 | <hr/> 414,249.00 |
|                 | <hr/>            | <hr/>            |

**Note 5: Guaranteed Benefits**

No guarantees have been made in respect of any part of the liability for accrued benefits.

**Note 6: Changes in Market Values****Unrealised Movements in Market Value**

|                                  | <b>2023</b> | <b>2022</b> |
|----------------------------------|-------------|-------------|
|                                  | \$          | \$          |
| <b>Total Unrealised Movement</b> | 0.00        | 0.00        |
|                                  | <hr/>       | <hr/>       |

**Realised Movements in Market Value**

|   | <b>2023</b> | <b>2022</b> |
|---|-------------|-------------|
|   | \$          | \$          |
| <b>Real Estate Properties ( Australian - Residential)</b> |             |             |
| 1-2/4 Stevens Street, Southport QLD, Australia            | (1,200.00)  | 0.00        |
|   | <hr/>       | <hr/>       |
|   | (1,200.00)  | 0.00        |
|   | <hr/>       | <hr/>       |
| <b>Total Realised Movement</b>                            | (1,200.00)  | 0.00        |
|   | <hr/>       | <hr/>       |
| <b>Changes in Market Values</b>                           | (1,200.00)  | 0.00        |
|   | <hr/>       | <hr/>       |

**Note 7: Income Tax Expense**

|  | <b>2023</b> | <b>2022</b> |
|--|-------------|-------------|
|  | \$          | \$          |
| The components of tax expense comprise |             |             |
| Current Tax                            | 2,166.45    | 18,660.75   |

DocuSigned by:

Steven Weir

D1525F7948B8450...

DocuSigned by:

Rebecca Coram

0C186DAAB016408...

Refer to compilation report

## SW &amp; RC Super Fund

**Notes to the Financial Statements**

For the year ended 30 June 2023



|                    |          |           |
|--------------------|----------|-----------|
| Income Tax Expense | 2,166.45 | 18,660.75 |
|--------------------|----------|-----------|

The prima facie tax on benefits accrued before income tax is reconciled to the income tax as follows:

|  |          |           |
|--|----------|-----------|
| Prima facie tax payable on benefits accrued before income tax at 15% | 3,440.67 | 64,936.46 |
|--|----------|-----------|

Less:

Tax effect of:

|                         |          |           |
|-------------------------|----------|-----------|
| Non Taxable Transfer In | 2,090.27 | 46,725.63 |
|-------------------------|----------|-----------|

|                                   |          |      |
|-----------------------------------|----------|------|
| Realised Accounting Capital Gains | (180.00) | 0.00 |
|-----------------------------------|----------|------|

|   |          |      |
|---|----------|------|
| Tax Adjustment - Management/Admin Expenses (J1) | (561.00) | 0.00 |
|---|----------|------|

Add:

Tax effect of:

|                              |       |       |
|------------------------------|-------|-------|
| SMSF Non-Deductible Expenses | 75.00 | 75.00 |
|------------------------------|-------|-------|

|          |      |        |
|----------|------|--------|
| Rounding | 0.05 | (0.08) |
|----------|------|--------|

|                                      |          |           |
|--------------------------------------|----------|-----------|
| Income Tax on Taxable Income or Loss | 2,166.45 | 18,660.75 |
|--------------------------------------|----------|-----------|

Less credits:

|                       |          |           |
|-----------------------|----------|-----------|
| Current Tax or Refund | 2,166.45 | 18,660.75 |
|-----------------------|----------|-----------|

DocuSigned by:

*Steven Weir*

D1525F7948B8450...

DocuSigned by:

*Rebecca Coram*

0C186DAAB016408...

*Refer to compilation report*



# SW & RC Super Fund Trustees Declaration

Hemi Hohepa Pty Ltd ACN: 658424705



The directors of the trustee company have determined that the Fund is not a reporting entity and that these special purpose financial statements should be prepared in accordance with the accounting policies described in Note 1 to the financial statements.

The directors of the trustee company declare that:

- (i) the financial statements and notes to the financial statements for the year ended 30 June 2023 present fairly, in all material respects, the financial position of the Superannuation Fund at 30 June 2023 and the results of its operations for the year ended on that date in accordance with the accounting policies described in Note 1 to the financial statements;
- (ii) the financial statements and notes to the financial statements have been prepared in accordance with the requirements of the trust deed; and
- (iii) the operation of the superannuation fund has been carried out in accordance with its trust deed and in compliance with the requirements of the Superannuation Industry (Supervision) Act 1993 and associated Regulations during the year ended 30 June 2023.

Signed in accordance with a resolution of the directors of the trustee company by:

DocuSigned by:

*Steven Weir*

D1525F7948B8450...

Steven James Weir  
Hemi Hohepa Pty Ltd  
Director

DocuSigned by:

*Rebecca Coram*

0C186DAAB016408...

Rebecca Lee Coram  
Hemi Hohepa Pty Ltd  
Director

26 September 2023

# SW & RC Super Fund

## Statement of Taxable Income



For the year ended 30 June 2023

|  | <b>2023</b>        |
|--|--------------------|
|  | <b>\$</b>          |
| Benefits accrued as a result of operations               | 22,937.77          |
| <b>Less</b>  |                    |
| Non Taxable Transfer In                                  | 13,935.16          |
| Realised Accounting Capital Gains                        | (1,200.00)         |
| Tax Adjustment - Management/Administration Expenses (J1) | (3,740.00)         |
|  | <u>8,995.16</u>    |
| <b>Add</b>   |                    |
| SMSF non deductible expenses                             | 500.00             |
|  | <u>500.00</u>      |
| SMSF Annual Return Rounding                              | 0.39               |
|  | <u>0.39</u>        |
| <b>Taxable Income or Loss</b>                            | <u>14,443.00</u>   |
| Income Tax on Taxable Income or Loss                     | 2,166.45           |
|  | <u>2,166.45</u>    |
| <b>CURRENT TAX OR REFUND</b>                             | <u>2,166.45</u>    |
| Supervisory Levy   | 259.00             |
| Income Tax Instalments Raised                            | (14,274.00)        |
| <b>AMOUNT DUE OR REFUNDABLE</b>                          | <u>(11,848.55)</u> |

DocuSigned by:

Steven Weir

D1525F7948B8450...

26/09/2023 11:45:41

DocuSigned by:

Rebecca Coram

0C186DAAB016408...

# SW & RC Super Fund

## Members Statement



Steven James Weir  
2211 Taremeo Court  
Hope Island, Queensland, 4212, Australia

### Your Details

Date of Birth : 28/08/1979  
Age: 43  
Tax File Number: 392344426  
Date Joined Fund: 30/03/2022  
Service Period Start Date: 01/12/1998  
Date Left Fund:  
Member Code: WEISTE00001A  
Account Start Date: 30/03/2022  
Account Phase: Accumulation Phase  
Account Description: Accumulation

Nominated Beneficiaries: N/A  
Nomination Type: N/A  
Vested Benefits: 247,433.89  
Total Death Benefit: 1,447,433.89  
Disability Benefit: 1,200,000.00

### Your Balance

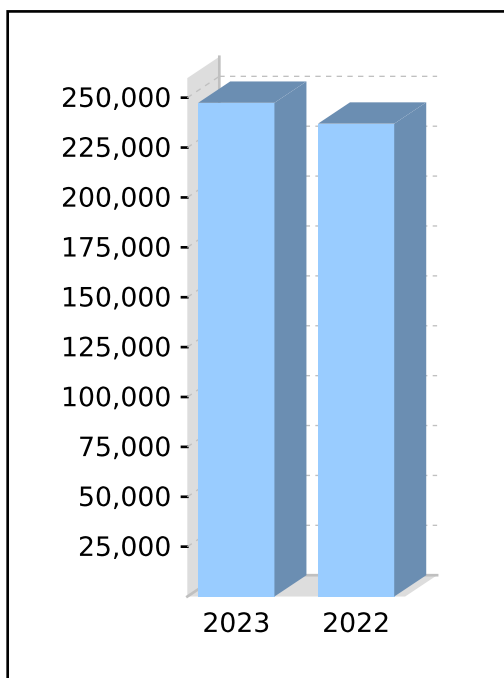
Total Benefits 247,433.89

#### Preservation Components

Preserved 247,433.89  
Unrestricted Non Preserved  
Restricted Non Preserved

#### Tax Components

Tax Free  
Taxable 247,433.89  
Investment Earnings Rate -0.26%



### Your Detailed Account Summary

|  | This Year  | Last Year  |
|--|------------|------------|
| Opening balance at 01/07/2022                        | 236,965.66 |            |
| <u>Increases to Member account during the period</u> |            |            |
| Employer Contributions                               | 8,355.40   |            |
| Personal Contributions (Concessional)                |            | 39,861.00  |
| Personal Contributions (Non Concessional)            |            |            |
| Government Co-Contributions                          |            |            |
| Other Contributions                                  |            |            |
| Proceeds of Insurance Policies                       |            |            |
| Transfers In   | 7,607.41   | 204,585.58 |
| Net Earnings   | (843.01)   | (1,498.42) |
| Internal Transfer In                                 |            |            |
| <u>Decreases to Member account during the period</u> |            |            |
| Pensions Paid  |            |            |
| Contributions Tax                                    | 1,253.31   | 5,979.15   |
| Income Tax   | (197.09)   | 3.35       |
| No TFN Excess Contributions Tax                      |            |            |
| Excess Contributions Tax                             |            |            |
| Refund Excess Contributions                          |            |            |
| Division 293 Tax                                     |            |            |
| Insurance Policy Premiums Paid                       | 3,595.35   |            |
| Management Fees                                      |            |            |
| Member Expenses                                      |            |            |
| Benefits Paid/Transfers Out                          |            |            |
| Superannuation Surcharge Tax                         |            |            |
| Internal Transfer Out                                |            |            |
| Closing balance at 30/06/2023                        | 247,433.89 | 236,965.66 |

DocuSigned by:

Steven Weir

D1525F7948B8450...

DocuSigned by:

Rebecca Coram

0C186DAAB016408...

# SW & RC Super Fund

## Members Statement



Rebecca Lee Coram  
2211 Taremeo Court  
Hope Island, Queensland, 4212, Australia

### Your Details

Date of Birth : 28/05/1978  
Age: 45  
Tax File Number: 201612183  
Date Joined Fund: 30/03/2022  
Service Period Start Date: 01/07/1996  
Date Left Fund:  
Member Code: CORREB00001A  
Account Start Date: 30/03/2022  
Account Phase: Accumulation Phase  
Account Description: Accumulation

Nominated Beneficiaries: N/A  
Nomination Type: N/A  
Vested Benefits: 187,586.43  
Total Death Benefit: 1,387,586.43  
Disability Benefit: 1,200,000.00

### Your Balance

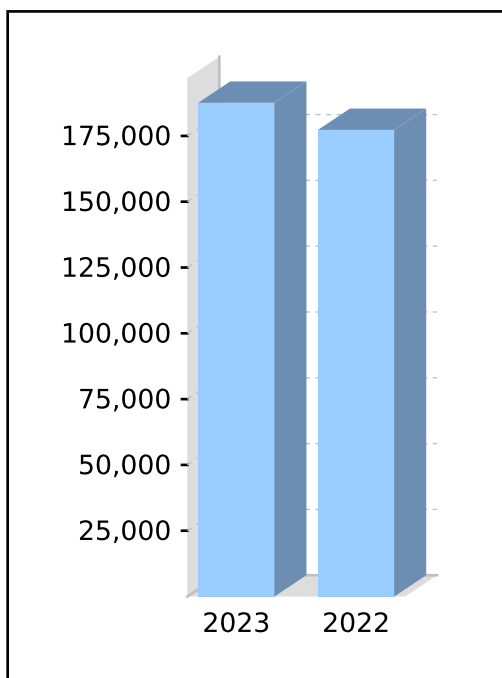
Total Benefits 187,586.43

#### Preservation Components

Preserved 187,586.43  
Unrestricted Non Preserved  
Restricted Non Preserved

#### Tax Components

Tax Free 17,898.90  
Taxable 169,687.53  
Investment Earnings Rate -0.29%



### Your Detailed Account Summary

|  | This Year  | Last Year  |
|--|------------|------------|
| Opening balance at 01/07/2022                        | 177,283.34 |            |
| <u>Increases to Member account during the period</u> |            |            |
| Employer Contributions                               |            |            |
| Personal Contributions (Concessional)                | 8,000.00   | 84,500.00  |
| Personal Contributions (Non Concessional)            |            |            |
| Government Co-Contributions                          |            |            |
| Other Contributions                                  |            |            |
| Proceeds of Insurance Policies                       |            |            |
| Transfers In   | 6,327.75   | 106,918.64 |
| Net Earnings   | (624.89)   | (1,457.05) |
| Internal Transfer In                                 |            |            |
| <u>Decreases to Member account during the period</u> |            |            |
| Pensions Paid  |            |            |
| Contributions Tax                                    | 1,200.00   | 12,675.00  |
| Income Tax   | (89.77)    | 3.25       |
| No TFN Excess Contributions Tax                      |            |            |
| Excess Contributions Tax                             |            |            |
| Refund Excess Contributions                          |            |            |
| Division 293 Tax                                     |            |            |
| Insurance Policy Premiums Paid                       | 2,289.54   |            |
| Management Fees                                      |            |            |
| Member Expenses                                      |            |            |
| Benefits Paid/Transfers Out                          |            |            |
| Superannuation Surcharge Tax                         |            |            |
| Internal Transfer Out                                |            |            |
| Closing balance at 30/06/2023                        | 187,586.43 | 177,283.34 |

DocuSigned by:

Steven Weir

D1525F7948B8450...

DocuSigned by:

Rebecca Coram

0C186DAAB016408...

**SW & RC Super Fund**

**Minutes of a meeting of the Director(s)**

held on 26 September 2023 at 2211 Taromeo Court, Hope Island, Queensland 4212



- PRESENT:** Steven James Weir and Rebecca Lee Coram
- MINUTES:** The Chair reported that the minutes of the previous meeting had been signed as a true record.
- FINANCIAL STATEMENTS OF SUPERANNUATION FUND:** It was resolved that the financial statements would be prepared as special purpose financial statements as, in the opinion of the directors of the Trustee Company, the Superannuation Fund is not a reporting entity and therefore is not required to comply with all Australian Accounting Standards.
- The Chair tabled the financial statements and notes to the financial statements of the Superannuation Fund in respect of the year ended 30 June 2023 and it was resolved that such statements be and are hereby adopted as tabled.
- TRUSTEE'S DECLARATION:** It was resolved that the trustee's declaration of the Superannuation Fund be signed.
- ANNUAL RETURN:** Being satisfied that the Fund had complied with the requirements of the Superannuation Industry (Supervision) Act 1993 (SISA) and Regulations during the year ended 30 June 2023, it was resolved that the annual return be approved, signed and lodged with the Australian Taxation Office.
- INVESTMENT STRATEGY:** The allocation of the Fund's assets and the Fund's investment performance over the financial year were reviewed and found to be within the acceptable ranges outlined in the investment strategy. After considering the risk, rate of return, diversification and liquidity of the investments and the ability of the Fund to discharge its existing liabilities, it was resolved that the investment strategy continues to reflect the purposes and circumstances of the Fund and its members. Accordingly, no changes in the investment strategy were required.
- INSURANCE COVER:** The trustee(s) reviewed the current life and total and permanent disability insurance coverage on offer to the members and resolved that the current insurance arrangements were appropriate for the Fund.
- ALLOCATION OF INCOME:** It was resolved that the income of the Fund would be allocated to the members based on their average daily balance (an alternative allocation basis may be percentage of opening balance).
- INVESTMENT ACQUISITIONS:** It was resolved to ratify the investment acquisitions throughout the financial year ended 30 June 2023.
- INVESTMENT DISPOSALS:** It was resolved to ratify the investment disposals throughout the financial year ended 30 June 2023.
- AUDITORS:** It was resolved that
- Super Audits
- of
- Box 3376, RUNDLE MALL, South Australia 5000
- act as auditors of the Fund for the next financial year.
- TAX AGENTS:** It was resolved that
- Simmons Livingstone & Associates
- act as tax agents of the Fund for the next financial year.
- TRUSTEE STATUS:** Each of the trustee(s) confirmed that they are qualified to act as trustee(s) of the

**SW & RC Super Fund**

# Minutes of a meeting of the Director(s)

held on 26 September 2023 at 2211 Taromeo Court, Hope Island, Queensland 4212



Fund and that they are not disqualified persons as defined by s 120 of the SISA.

**CONTRIBUTIONS RECEIVED:**

It was resolved that the contributions during the year be allocated to members on the basis of the schedule provided by the principal Fund employer.

**ACCEPTANCE OF ROLLOVERS:**

The trustee has ensured that any rollover made to the Fund, meets the requirements of the Fund's deed and does not breach the superannuation laws in relation to:

1. making rollover between Funds; and,
2. breaching the Fund or the member investment strategy.


The trustee has reviewed the rollover and received advice that the rollover is in accordance with the Trust Deed and the rules of the Fund and the superannuation laws. As such the trustee has resolved to accept the rollover on behalf of the member.

**CLOSURE:**

All resolutions for this meeting were made in accordance with the SISA and Regulations.

There being no further business the meeting then closed.

Signed as a true record –

DocuSigned by:  
  
D1525F7948B8450...  
Steven James Weir

Chairperson



# SW & RC Super Fund Investment Summary Report

As at 30 June 2023

| Investment                | Units | Market Price   | Market Value      | Average Cost | Accounting Cost   | Unrealised Gain/(Loss) | Gain/(Loss)%  | Portfolio Weight% |
|---------------------------|-------|----------------|-------------------|--------------|-------------------|------------------------|---------------|-------------------|
| <b>Cash/Bank Accounts</b> |       |                |                   |              |                   |                        |               |                   |
| Macquarie ***3441         |       | 426,170.770000 | 426,170.77        | 426,170.77   | 426,170.77        |                        |               | 100.00 %          |
|                           |       |                | <b>426,170.77</b> |              | <b>426,170.77</b> |                        |               | <b>100.00 %</b>   |
|                           |       |                | <b>426,170.77</b> |              | <b>426,170.77</b> |                        | <b>0.00 %</b> | <b>100.00 %</b>   |

DocuSigned by:  
*Steven Weir*  
D1525F7948B8450...

DocuSigned by:  
*Rebecca Coram*  
0C186DAAB016408...

## SW & RC Super Fund

# Investment Movement Report

As at 30 June 2023

| Investment   | Opening Balance |                   | Additions |                   | Disposals |                     |                          | Closing Balance |                   | Market Value      |
|--|-----------------|-------------------|-----------|-------------------|-----------|---------------------|--------------------------|-----------------|-------------------|-------------------|
|  | Units           | Cost              | Units     | Cost              | Units     | Cost                | Accounting Profit/(Loss) | Units           | Cost              |                   |
| <b>Bank Accounts</b>                                       |                 |                   |           |                   |           |                     |                          |                 |                   |                   |
| Macquarie ***3441  |                 | 430,909.75        |           | 99,140.66         |           | (103,879.64)        |                          |                 | 426,170.77        | 426,170.77        |
|  |                 | <b>430,909.75</b> |           | <b>99,140.66</b>  |           | <b>(103,879.64)</b> |                          |                 | <b>426,170.77</b> | <b>426,170.77</b> |
| <b>Real Estate Properties ( Australian - Residential)</b>  |                 |                   |           |                   |           |                     |                          |                 |                   |                   |
| Stevensst - 1-2/4 Stevens Street, Southport QLD, Australia |                 |                   | 1.00      | 62,700.00         | (1.00)    | (62,700.00)         | (1,200.00)               |                 | 0.00              |                   |
|  |                 |                   |           | <b>62,700.00</b>  |           | <b>(62,700.00)</b>  | <b>(1,200.00)</b>        |                 | <b>0.00</b>       |                   |
|  |                 | <b>430,909.75</b> |           | <b>161,840.66</b> |           | <b>(166,579.64)</b> | <b>(1,200.00)</b>        |                 | <b>426,170.77</b> | <b>426,170.77</b> |



## SW & RC Super Fund

# Investment Performance

As at 30 June 2023

| Investment   | Opening Value     | Purchases / Additions | Sales / Reductions | Closing Value     | Realised Market Gain | Unrealised Market Gain | Net Income      | Income and Market Gain | Return %      |
|--|-------------------|-----------------------|--------------------|-------------------|----------------------|------------------------|-----------------|------------------------|---------------|
| <b>Bank Accounts</b>   |                   |                       |                    |                   |                      |                        |                 |                        |               |
| Macquarie ***3441  | 430,909.75        | 0.00                  | 0.00               | 426,170.77        | 0.00                 | 0.00                   | 7,350.10        | 7,350.10               | 1.71 %        |
|  | <b>430,909.75</b> | <b>0.00</b>           | <b>0.00</b>        | <b>426,170.77</b> | <b>0.00</b>          | <b>0.00</b>            | <b>7,350.10</b> | <b>7,350.10</b>        | <b>1.71 %</b> |
| <b>Real Estate Properties ( Australian - Residential)</b>    |                   |                       |                    |                   |                      |                        |                 |                        |               |
| 1/4Stevens 1-2/4 Stevens Street,<br>Southport QLD, Australia | 0.00              | 62,700.00             | 62,700.00          | 0.00              | (1,200.00)           | 0.00                   | 0.00            | (1,200.00)             | 0.00 %        |
|  | <b>0.00</b>       | <b>62,700.00</b>      | <b>62,700.00</b>   | <b>0.00</b>       | <b>(1,200.00)</b>    | <b>0.00</b>            | <b>0.00</b>     | <b>(1,200.00)</b>      | <b>0.00 %</b> |
|  | <b>430,909.75</b> | <b>62,700.00</b>      | <b>62,700.00</b>   | <b>426,170.77</b> | <b>(1,200.00)</b>    | <b>0.00</b>            | <b>7,350.10</b> | <b>6,150.10</b>        | <b>1.43 %</b> |