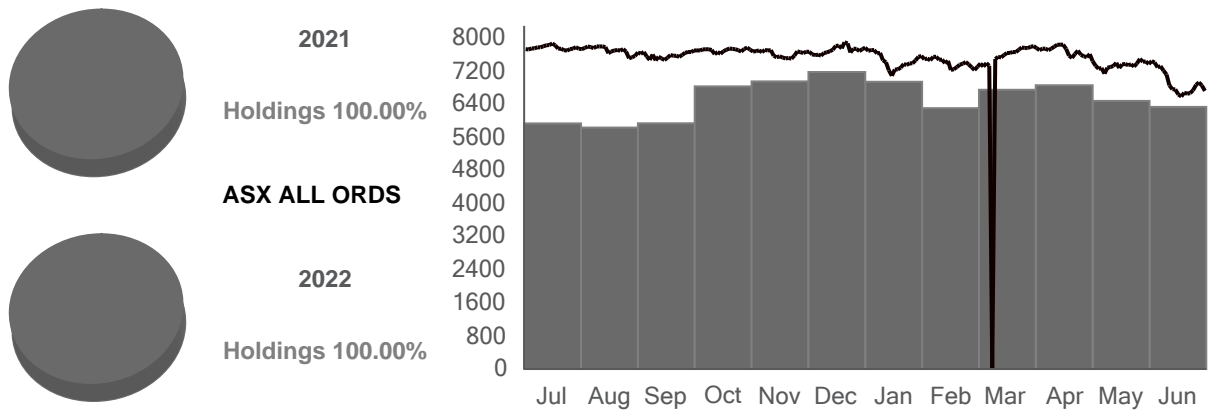


# Financial Year Summary

01 Jul 2021 - 30 Jun 2022

Summary Information A/C 286837	+/-	
Holdings valuation at start of period		\$371,672.63
Holdings valuation at end of period	\$86,794.70	\$458,467.33
Portfolio at start of period		\$371,672.63
Portfolio at end of period	\$86,794.70	\$458,467.33
<b>Total portfolio value</b>		<b>\$458,467.33</b>
<b>Total brokerage</b>		<b>\$210.58</b>
<b>Information service fees</b>		<b>\$0.00</b>
<b>Estimated dividends and distributions</b>		<b>\$24,419.09</b>
<b>Estimated franking credits</b>		<b>\$10,004.06</b>



While every effort has been made to provide you with an accurate statement, we give no warranty of accuracy or reliability and take no responsibility for any errors or omissions including negligence by any officers, employees or agents. We encourage you to confirm the information, holdings and valuations contained herein. Information contained in the report may only relate to the period since you commenced our service.

Copyright © 2022 Third Party Platform Pty Limited. All rights reserved.

Macquarie Online Trading is a service provided by Third Party Platform Pty Ltd ("TPP") ABN 74 121 227 905 AFSL No. 314341, at the request of Macquarie Bank Limited ABN 46 008 583 542 AFSL 237502 ("MBL"). TPP is a Participant of the ASX Group. Neither TPP nor MBL are representatives of each other. Some of the fees paid to TPP for the provision of its services will be remitted to MBL. TPP and MBL do not provide personal financial advice in relation to Macquarie Online Trading. You should consider your own financial situation, particular needs and investment objectives before acting on any of the information available on this report.

# Holdings valuation

01 Jul 2021 - 30 Jun 2022

Holdings valuation at 1 Jul 2021

**\$371,672.63**

## Equities

ASX code	Description	Quantity	Cost Price	Price	Value
ASX	ASX FPO	452	\$74.26	\$77.710	\$35,124.92
BHP	BHP GROUP FPO	1,833	\$58.03	\$48.570	\$89,028.81
CSL	CSL FPO	215	\$188.74	\$285.190	\$61,315.85
FMG	FORTESCUE FPO	919	\$21.63	\$23.340	\$21,449.46
NAN	NANOSONICS FPO	2,050	\$6.60	\$5.870	\$12,033.50
TLS	TELSTRA FPO	10,324	\$3.39	\$3.760	\$38,818.24
WBC	WESTPAC FPO	1,684	\$26.20	\$25.810	\$43,464.04
WES	WESFARMER FPO	857	\$42.07	\$59.100	\$50,648.70
WPL	WOODSIDE FPO	891	\$29.79	\$22.210	\$19,789.11
Sub total					<b>\$371,672.63</b>

Holdings valuation at 30 Jun 2022

**\$458,467.33**

## Equities

ASX code	Description	Quantity	Cost Price	Price	Value
ASX	ASX FPO	452	\$74.26	\$81.710	\$36,932.92
BAP	BAPCOR LTD FPO	2,500	\$7.96	\$6.080	\$15,200.00
BHP	BHP GROUP FPO	2,043	\$54.51	\$41.250	\$84,273.75
CSL	CSL FPO	215	\$188.74	\$269.060	\$57,847.90
FMG	FORTESCUE FPO	3,136	\$21.04	\$17.530	\$54,974.08
LRK	LARKDCL FPO	3,800	\$5.36	\$2.750	\$10,450.00
NAN	NANOSONICS FPO	2,050	\$6.60	\$3.360	\$6,888.00
RHC	RAMSAY FPO	325	\$68.22	\$73.240	\$23,803.00

While every effort has been made to provide you with an accurate statement, we give no warranty of accuracy or reliability and take no responsibility for any errors or omissions including negligence by any officers, employees or agents. We encourage you to confirm the information, holdings and valuations contained herein. Information contained in the report may only relate to the period since you commenced our service.

Copyright © 2022 Third Party Platform Pty Limited. All rights reserved.

Macquarie Online Trading is a service provided by Third Party Platform Pty Ltd ("TPP") ABN 74 121 227 905 AFSL No. 314341, at the request of Macquarie Bank Limited ABN 46 008 583 542 AFSL 237502 ("MBL"). TPP is a Participant of the ASX Group. Neither TPP nor MBL are representatives of each other. Some of the fees paid to TPP for the provision of its services will be remitted to MBL. TPP and MBL do not provide personal financial advice in relation to Macquarie Online Trading. You should consider your own financial situation, particular needs and investment objectives before acting on any of the information available on this report.

# Holdings valuation (continued)

01 Jul 2021 - 30 Jun 2022

TLS	TELSTRA FPO	10,537	\$3.40	\$3.850	\$40,567.45
WBC	WESTPAC FPO	46	\$26.05	\$19.500	\$897.00
WDS	WOODSIDE FPO	1,322	\$20.36	\$31.840	\$42,092.48
WES	WESFARMER FPO	885	\$42.42	\$41.910	\$37,090.35
WOW	WOOLWORTHS FPO	509	\$78.27	\$35.600	\$18,120.40
<b>Sub total</b>					<b>\$429,137.33</b>

## Interest Rate Securities

ASX code	Description	Quantity	Cost Price	Price	Value
NFNG	NUFARMFIN COYR6QU	115	\$87.17	\$86.000	\$9,890.00
WBCPK	WESTPAC NYR3QUT	200	\$101.82	\$97.200	\$19,440.00
<b>Sub total</b>					<b>\$29,330.00</b>

While every effort has been made to provide you with an accurate statement, we give no warranty of accuracy or reliability and take no responsibility for any errors or omissions including negligence by any officers, employees or agents. We encourage you to confirm the information, holdings and valuations contained herein. Information contained in the report may only relate to the period since you commenced our service.

Copyright © 2022 Third Party Platform Pty Limited. All rights reserved.

Macquarie Online Trading is a service provided by Third Party Platform Pty Ltd ("TPP") ABN 74 121 227 905 AFSL No. 314341, at the request of Macquarie Bank Limited ABN 46 008 583 542 AFSL 237502 ("MBL"). TPP is a Participant of the ASX Group. Neither TPP nor MBL are representatives of each other. Some of the fees paid to TPP for the provision of its services will be remitted to MBL. TPP and MBL do not provide personal financial advice in relation to Macquarie Online Trading. You should consider your own financial situation, particular needs and investment objectives before acting on any of the information available on this report.

# Holdings valuation (continued)

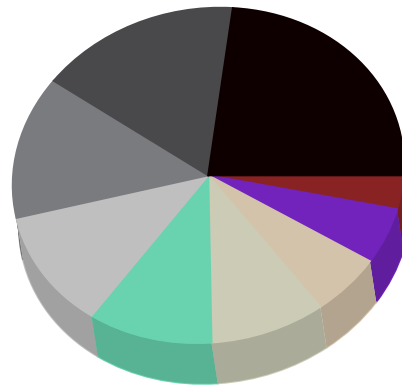
01 Jul 2021 - 30 Jun 2022

Holdings valuation at 1 Jul 2021

\$371,672.63

## Holdings composition 1 Jul 2021

■ BHP 23.95%	■ WBC 11.69%	■ FMG 5.77%
■ CSL 16.50%	■ TLS 10.44%	■ WPL 5.32%
■ WES 13.63%	■ ASX 9.45%	■ NAN 3.24%

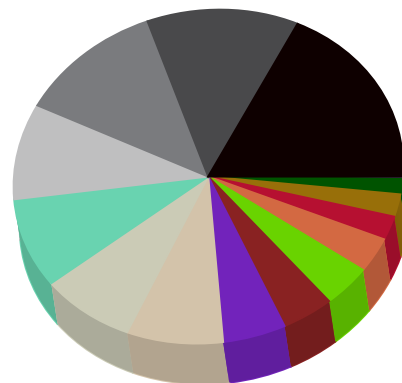


Holdings valuation at 30 Jun 2022

\$458,467.33

## Holdings composition 30 Jun 2022

■ BHP 18.38%	■ WES 8.09%	■ BAP 3.32%
■ CSL 12.62%	■ ASX 8.06%	■ LRK 2.28%
■ FMG 11.99%	■ RHC 5.19%	■ NFNG 2.16%
■ WDS 9.18%	■ WBCPK 4.24%	■ NAN 1.50%
■ TLS 8.85%	■ WOW 3.95%	■ WBC 0.20%



While every effort has been made to provide you with an accurate statement, we give no warranty of accuracy or reliability and take no responsibility for any errors or omissions including negligence by any officers, employees or agents. We encourage you to confirm the information, holdings and valuations contained herein. Information contained in the report may only relate to the period since you commenced our service.

Copyright © 2022 Third Party Platform Pty Limited. All rights reserved.

Macquarie Online Trading is a service provided by Third Party Platform Pty Ltd ("TPP") ABN 74 121 227 905 AFSL No. 314341, at the request of Macquarie Bank Limited ABN 46 008 583 542 AFSL 237502 ("MBL"). TPP is a Participant of the ASX Group. Neither TPP nor MBL are representatives of each other. Some of the fees paid to TPP for the provision of its services will be remitted to MBL. TPP and MBL do not provide personal financial advice in relation to Macquarie Online Trading. You should consider your own financial situation, particular needs and investment objectives before acting on any of the information available on this report.

# Transaction summary

01 Jul 2021 - 30 Jun 2022

## Equities

### BAP

### BAPCOR LIMITED ORDINARY

Date	Type	Action	Quantity	Unit price	Trade value	Brokerage	Other fees	GST	Total value
27/10/2021	Buy	B21476896	2,500	\$7.9500	\$19,875.00	\$21.68	\$0.00	\$2.17	\$19,898.85
Sub total			2,500						

### BHP

### BHP GROUP LIMITED ORDINARY

Date	Type	Action	Quantity	Unit price	Trade value	Brokerage	Other fees	GST	Total value
15/10/2018	Buy	B3946482	1,200	\$33.5400	\$40,248.00	\$43.91	\$0.00	\$4.39	\$40,296.30
28/11/2018	Out	Transfer	(1,200)	\$0.0000	(\$0.00)	\$0.00	\$0.00	\$0.00	(\$0.00)
17/12/2018	In	Transfer	608	\$33.5802	\$20,416.79	\$0.00	\$0.00	\$0.00	\$20,416.79
04/04/2019	In	Transfer	12	\$37.5200	\$450.24	\$0.00	\$0.00	\$0.00	\$450.24
12/08/2019	Buy	B4489989	265	\$36.9400	\$9,789.10	\$18.14	\$0.00	\$1.81	\$9,809.05
04/10/2019	In	Transfer	28	\$36.6046	\$1,024.93	\$0.00	\$0.00	\$0.00	\$1,024.93
02/04/2020	In	Transfer	31	\$29.2103	\$905.52	\$0.00	\$0.00	\$0.00	\$905.52
20/08/2020	Buy	B20099903	385	\$38.7000	\$14,899.50	\$18.14	\$0.00	\$1.81	\$14,919.45
01/10/2020	In	Transfer	27	\$36.7204	\$991.45	\$0.00	\$0.00	\$0.00	\$991.45
26/10/2020	Buy	B20304746	425	\$35.7400	\$15,189.50	\$18.14	\$0.00	\$1.81	\$15,209.45
01/04/2021	In	Transfer	52	\$44.9742	\$2,338.66	\$0.00	\$0.00	\$0.00	\$2,338.66
30/09/2021	In	Transfer	131	\$38.1084	\$4,992.20	\$0.00	\$0.00	\$0.00	\$4,992.20
05/04/2022	In	Transfer	79	\$0.0000	\$0.00	\$0.00	\$0.00	\$0.00	\$0.00

While every effort has been made to provide you with an accurate statement, we give no warranty of accuracy or reliability and take no responsibility for any errors or omissions including negligence by any officers, employees or agents. We encourage you to confirm the information, holdings and valuations contained herein. Information contained in the report may only relate to the period since you commenced our service.

Copyright © 2022 Third Party Platform Pty Limited. All rights reserved.

Macquarie Online Trading is a service provided by Third Party Platform Pty Ltd ("TPP") ABN 74 121 227 905 AFSL No. 314341, at the request of Macquarie Bank Limited ABN 46 008 583 542 AFSL 237502 ("MBL"). TPP is a Participant of the ASX Group. Neither TPP nor MBL are representatives of each other. Some of the fees paid to TPP for the provision of its services will be remitted to MBL. TPP and MBL do not provide personal financial advice in relation to Macquarie Online Trading. You should consider your own financial situation, particular needs and investment objectives before acting on any of the information available on this report.

# Transaction summary (continued)

01 Jul 2021 - 30 Jun 2022

**Sub total** 2,043

## FMG FORTESCUE METALS GRP ORDINARY

Date	Type	Action	Quantity	Unit price	Trade value	Brokerage	Other fees	GST	Total value
20/04/2021	Buy	B20862569	919	\$21.6000	\$19,850.40	\$21.66	\$0.00	\$2.17	\$19,874.23
30/07/2021	Buy	B21169867	780	\$25.4000	\$19,812.00	\$21.61	\$0.00	\$2.16	\$19,835.77
14/09/2021	Buy	B21326069	1,100	\$18.2500	\$20,075.00	\$21.90	\$0.00	\$2.19	\$20,099.09
30/09/2021	In	Transfer	198	\$18.0990	\$3,583.60	\$0.00	\$0.00	\$0.00	\$3,583.60
30/03/2022	In	Transfer	139	\$18.5240	\$2,574.84	\$0.00	\$0.00	\$0.00	\$2,574.84

**Sub total** 3,136

## LRK LARK DISTILLING CO. ORDINARY

Date	Type	Action	Quantity	Unit price	Trade value	Brokerage	Other fees	GST	Total value
25/10/2021	Buy	B21466926	3,800	\$5.3500	\$20,330.00	\$22.18	\$0.00	\$2.22	\$20,354.40

**Sub total** 3,800

## RHC RAMSAY HEALTH CARE ORDINARY

Date	Type	Action	Quantity	Unit price	Trade value	Brokerage	Other fees	GST	Total value
13/09/2021	Buy	B21321131	325	\$68.1400	\$22,145.50	\$24.16	\$0.00	\$2.42	\$22,172.08

**Sub total** 325

## TLS TELSTRA CORPORATION. ORDINARY

Date	Type	Action	Quantity	Unit price	Trade value	Brokerage	Other fees	GST	Total value
20/04/2021	Buy	B20862516	10,324	\$3.3900	\$34,998.36	\$38.18	\$0.00	\$3.82	\$35,040.36
01/04/2022	In	Transfer	213	\$3.8629	\$822.80	\$0.00	\$0.00	\$0.00	\$822.80

While every effort has been made to provide you with an accurate statement, we give no warranty of accuracy or reliability and take no responsibility for any errors or omissions including negligence by any officers, employees or agents. We encourage you to confirm the information, holdings and valuations contained herein. Information contained in the report may only relate to the period since you commenced our service.

Copyright © 2022 Third Party Platform Pty Limited. All rights reserved.

Macquarie Online Trading is a service provided by Third Party Platform Pty Ltd ("TPP") ABN 74 121 227 905 AFSL No. 314341, at the request of Macquarie Bank Limited ABN 46 008 583 542 AFSL 237502 ("MBL"). TPP is a Participant of the ASX Group. Neither TPP nor MBL are representatives of each other. Some of the fees paid to TPP for the provision of its services will be remitted to MBL. TPP and MBL do not provide personal financial advice in relation to Macquarie Online Trading. You should consider your own financial situation, particular needs and investment objectives before acting on any of the information available on this report.

# Transaction summary (continued)

01 Jul 2021 - 30 Jun 2022

**Sub total** 10,537

## WBC WESTPAC BANKING CORP ORDINARY

Date	Type	Action	Quantity	Unit price	Trade value	Brokerage	Other fees	GST	Total value
15/10/2018	Buy	B3946710	1,520	\$26.2700	\$39,930.40	\$43.56	\$0.00	\$4.36	\$39,978.32
24/06/2019	In	Transfer	52	\$27.3600	\$1,422.72	\$0.00	\$0.00	\$0.00	\$1,422.72
20/12/2019	In	Transfer	50	\$25.1700	\$1,258.50	\$0.00	\$0.00	\$0.00	\$1,258.50
18/12/2020	In	Transfer	25	\$19.8300	\$495.75	\$0.00	\$0.00	\$0.00	\$495.75
25/06/2021	In	Transfer	37	\$25.9800	\$961.26	\$0.00	\$0.00	\$0.00	\$961.26
21/12/2021	In	Transfer	45	\$22.3400	\$1,005.30	\$0.00	\$0.00	\$0.00	\$1,005.30
11/02/2022	Out	Transfer	(1,684)	\$26.1975	(\$44,116.55)	\$0.00	\$0.00	\$0.00	(\$44,116.55)
24/06/2022	In	Transfer	1	\$23.9600	\$23.96	\$0.00	\$0.00	\$0.00	\$23.96
<b>Sub total</b>			<b>46</b>						

## WDS WOODSIDE ENERGY ORDINARY

Date	Type	Action	Quantity	Unit price	Trade value	Brokerage	Other fees	GST	Total value
01/06/2022	In	Transfer	369	\$0.0000	\$0.00	\$0.00	\$0.00	\$0.00	\$0.00
<b>Sub total</b>			<b>369</b>						

## WES WESFARMERS LIMITED ORDINARY

Date	Type	Action	Quantity	Unit price	Trade value	Brokerage	Other fees	GST	Total value
12/08/2019	Buy	B4490230	512	\$38.9000	\$19,916.80	\$21.73	\$0.00	\$2.17	\$19,940.70
31/03/2020	In	Transfer	10	\$37.8725	\$378.73	\$0.00	\$0.00	\$0.00	\$378.73
01/10/2020	In	Transfer	10	\$45.9840	\$459.84	\$0.00	\$0.00	\$0.00	\$459.84

While every effort has been made to provide you with an accurate statement, we give no warranty of accuracy or reliability and take no responsibility for any errors or omissions including negligence by any officers, employees or agents. We encourage you to confirm the information, holdings and valuations contained herein. Information contained in the report may only relate to the period since you commenced our service.

Copyright © 2022 Third Party Platform Pty Limited. All rights reserved.

Macquarie Online Trading is a service provided by Third Party Platform Pty Ltd ("TPP") ABN 74 121 227 905 AFSL No. 314341, at the request of Macquarie Bank Limited ABN 46 008 583 542 AFSL 237502 ("MBL"). TPP is a Participant of the ASX Group. Neither TPP nor MBL are representatives of each other. Some of the fees paid to TPP for the provision of its services will be remitted to MBL. TPP and MBL do not provide personal financial advice in relation to Macquarie Online Trading. You should consider your own financial situation, particular needs and investment objectives before acting on any of the information available on this report.

# Transaction summary (continued)

01 Jul 2021 - 30 Jun 2022

27/10/2020	Buy	B20309748	310	\$46.7700	\$14,498.70	\$18.14	\$0.00	\$1.81	\$14,518.65
31/03/2021	In	Transfer	15	\$50.3107	\$754.66	\$0.00	\$0.00	\$0.00	\$754.66
07/10/2021	In	Transfer	14	\$57.0600	\$798.84	\$0.00	\$0.00	\$0.00	\$798.84
30/03/2022	In	Transfer	14	\$49.2828	\$689.96	\$0.00	\$0.00	\$0.00	\$689.96
<b>Sub total</b>			<b>885</b>						

WOW

WOOLWORTHS GROUP LTD ORDINARY

Date	Type	Action	Quantity	Unit price	Trade value	Brokerage	Other fees	GST	Total value
27/07/2021	Buy	B21153019	500	\$39.3000	\$19,650.00	\$21.44	\$0.00	\$2.14	\$19,673.58
07/10/2021	Out	Transfer	(500)	\$0.0000	(\$0.00)	\$0.00	\$0.00	\$0.00	(\$0.00)
18/10/2021	In	Transfer	259	\$39.3471	\$10,190.91	\$0.00	\$0.00	\$0.00	\$10,190.91
27/10/2021	Buy	B21475202	250	\$39.8100	\$9,952.50	\$18.14	\$0.00	\$1.81	\$9,972.45
<b>Sub total</b>			<b>509</b>						

WPL

WOODSIDE PETROLEUM ORDINARY

Date	Type	Action	Quantity	Unit price	Trade value	Brokerage	Other fees	GST	Total value
11/02/2019	Buy	B4125937	600	\$34.2000	\$20,520.00	\$22.38	\$0.00	\$2.24	\$20,544.62
20/03/2020	In	Transfer	19	\$25.6135	\$486.66	\$0.00	\$0.00	\$0.00	\$486.66
10/08/2020	Buy	B20062288	250	\$20.2000	\$5,050.00	\$18.14	\$0.00	\$1.81	\$5,069.95
18/09/2020	In	Transfer	17	\$18.7929	\$319.48	\$0.00	\$0.00	\$0.00	\$319.48
24/03/2021	In	Transfer	5	\$24.7740	\$123.87	\$0.00	\$0.00	\$0.00	\$123.87
24/09/2021	In	Transfer	19	\$19.4745	\$370.02	\$0.00	\$0.00	\$0.00	\$370.02
23/03/2022	In	Transfer	43	\$0.0000	\$0.00	\$0.00	\$0.00	\$0.00	\$0.00

While every effort has been made to provide you with an accurate statement, we give no warranty of accuracy or reliability and take no responsibility for any errors or omissions including negligence by any officers, employees or agents. We encourage you to confirm the information, holdings and valuations contained herein. Information contained in the report may only relate to the period since you commenced our service.

Copyright © 2022 Third Party Platform Pty Limited. All rights reserved.

Macquarie Online Trading is a service provided by Third Party Platform Pty Ltd ("TPP") ABN 74 121 227 905 AFSL No. 314341, at the request of Macquarie Bank Limited ABN 46 008 583 542 AFSL 237502 ("MBL"). TPP is a Participant of the ASX Group. Neither TPP nor MBL are representatives of each other. Some of the fees paid to TPP for the provision of its services will be remitted to MBL. TPP and MBL do not provide personal financial advice in relation to Macquarie Online Trading. You should consider your own financial situation, particular needs and investment objectives before acting on any of the information available on this report.



# Transaction summary (continued)

01 Jul 2021 - 30 Jun 2022

**Sub total** 953

## Interest Rate Securities

### NFNG NUFARM FINANCE (NZ) CBND 6M PER Q X

Date	Type	Action	Quantity	Unit price	Trade value	Brokerage	Other fees	GST	Total value
27/07/2021	Buy	B21154076	115	\$87.0000	\$10,005.00	\$18.14	\$0.00	\$1.81	\$10,024.95

**Sub total** 115

### WBCPK WESTPAC BANKING CORP CN 3M PER Q RD T-29

Date	Type	Action	Quantity	Unit price	Trade value	Brokerage	Other fees	GST	Total value
25/10/2021	Buy	B21467491	200	\$101.7000	\$20,340.00	\$22.19	\$0.00	\$2.22	\$20,364.41

**Sub total** 200

Please note that the Transaction Date listed of any Off Market Transfers (Transfer) may not necessarily match the Date of Purchase listed on the Off Market transfer form.

While every effort has been made to provide you with an accurate statement, we give no warranty of accuracy or reliability and take no responsibility for any errors or omissions including negligence by any officers, employees or agents. We encourage you to confirm the information, holdings and valuations contained herein. Information contained in the report may only relate to the period since you commenced our service.

Copyright © 2022 Third Party Platform Pty Limited. All rights reserved.

Macquarie Online Trading is a service provided by Third Party Platform Pty Ltd ("TPP") ABN 74 121 227 905 AFSL No. 314341, at the request of Macquarie Bank Limited ABN 46 008 583 542 AFSL 237502 ("MBL"). TPP is a Participant of the ASX Group. Neither TPP nor MBL are representatives of each other. Some of the fees paid to TPP for the provision of its services will be remitted to MBL. TPP and MBL do not provide personal financial advice in relation to Macquarie Online Trading. You should consider your own financial situation, particular needs and investment objectives before acting on any of the information available on this report.

# Brokerage & information services

01 Jul 2021 - 30 Jun 2022

July 2021	Amount	GST	Total
Brokerage and trail fees	\$61.19	\$6.11	\$67.30
Information services	\$0.00	\$0.00	\$0.00
	<b>\$61.19</b>	<b>\$6.11</b>	<b>\$67.30</b>

September 2021	Amount	GST	Total
Brokerage and trail fees	\$46.06	\$4.61	\$50.67
Information services	\$0.00	\$0.00	\$0.00
	<b>\$46.06</b>	<b>\$4.61</b>	<b>\$50.67</b>

While every effort has been made to provide you with an accurate statement, we give no warranty of accuracy or reliability and take no responsibility for any errors or omissions including negligence by any officers, employees or agents. We encourage you to confirm the information, holdings and valuations contained herein. Information contained in the report may only relate to the period since you commenced our service.

Copyright © 2022 Third Party Platform Pty Limited. All rights reserved.

Macquarie Online Trading is a service provided by Third Party Platform Pty Ltd ("TPP") ABN 74 121 227 905 AFSL No. 314341, at the request of Macquarie Bank Limited ABN 46 008 583 542 AFSL 237502 ("MBL"). TPP is a Participant of the ASX Group. Neither TPP nor MBL are representatives of each other. Some of the fees paid to TPP for the provision of its services will be remitted to MBL. TPP and MBL do not provide personal financial advice in relation to Macquarie Online Trading. You should consider your own financial situation, particular needs and investment objectives before acting on any of the information available on this report.

# Brokerage & information services (continued)

01 Jul 2021 - 30 Jun 2022

October 2021	Amount	GST	Total
Brokerage and trail fees	\$84.19	\$8.42	\$92.61
Information services	\$0.00	\$0.00	\$0.00
	<b>\$84.19</b>	<b>\$8.42</b>	<b>\$92.61</b>

<b>Brokerage total</b>	<b>\$191.44</b>	<b>\$19.14</b>	<b>\$210.58</b>
<b>Information services total</b>	<b>\$0.00</b>	<b>\$0.00</b>	<b>\$0.00</b>

While every effort has been made to provide you with an accurate statement, we give no warranty of accuracy or reliability and take no responsibility for any errors or omissions including negligence by any officers, employees or agents. We encourage you to confirm the information, holdings and valuations contained herein. Information contained in the report may only relate to the period since you commenced our service.

Copyright © 2022 Third Party Platform Pty Limited. All rights reserved.

Macquarie Online Trading is a service provided by Third Party Platform Pty Ltd ("TPP") ABN 74 121 227 905 AFSL No. 314341, at the request of Macquarie Bank Limited ABN 46 008 583 542 AFSL 237502 ("MBL"). TPP is a Participant of the ASX Group. Neither TPP nor MBL are representatives of each other. Some of the fees paid to TPP for the provision of its services will be remitted to MBL. TPP and MBL do not provide personal financial advice in relation to Macquarie Online Trading. You should consider your own financial situation, particular needs and investment objectives before acting on any of the information available on this report.

# Estimated dividends & distributions

01 Jul 2021 - 30 Jun 2022

## ASX ASX LIMITED ORDINARY

Ex div. date	Payment date	Type	Div. amount	Franking %	Balance	Franking credit	Est. dividend
06/09/2021	29/09/2021	Final	\$1.112	100.00%	452	\$215.41	\$502.62
03/03/2022	23/03/2022	Interim	\$1.164	100.00%	452	\$225.48	\$526.13
Estimated sub total						\$440.89	\$1,028.75

## BAP BAPCOR LIMITED ORDINARY

Ex div. date	Payment date	Type	Div. amount	Franking %	Balance	Franking credit	Est. dividend
25/02/2022	14/03/2022	Interim	\$0.10	100.00%	2,500	\$107.14	\$250.00
Estimated sub total						\$107.14	\$250.00

## BHP BHP GROUP LIMITED ORDINARY

Ex div. date	Payment date	Type	Div. amount	Franking %	Balance	Franking credit	Est. dividend
02/09/2021	21/09/2021	Final	\$2.71527	100.00%	1,833	\$2,133.04	\$4,977.09
24/02/2022	28/03/2022	Interim	\$2.080559	100.00%	1,964	\$1,751.24	\$4,086.22
Estimated sub total						\$3,884.28	\$9,063.31

## CSL CSL LIMITED ORDINARY

Ex div. date	Payment date	Type	Div. amount	Franking %	Balance	Franking credit	Est. dividend
02/09/2021	30/09/2021	Final	\$1.589654	10.00%	215	\$14.65	\$341.78
07/03/2022	06/04/2022	Interim	\$1.422903	0.00%	215	\$0.00	\$305.92
Estimated sub total						\$14.65	\$647.70

While every effort has been made to provide you with an accurate statement, we give no warranty of accuracy or reliability and take no responsibility for any errors or omissions including negligence by any officers, employees or agents. We encourage you to confirm the information, holdings and valuations contained herein. Information contained in the report may only relate to the period since you commenced our service.

Copyright © 2022 Third Party Platform Pty Limited. All rights reserved.

Macquarie Online Trading is a service provided by Third Party Platform Pty Ltd ("TPP") ABN 74 121 227 905 AFSL No. 314341, at the request of Macquarie Bank Limited ABN 46 008 583 542 AFSL 237502 ("MBL"). TPP is a Participant of the ASX Group. Neither TPP nor MBL are representatives of each other. Some of the fees paid to TPP for the provision of its services will be remitted to MBL. TPP and MBL do not provide personal financial advice in relation to Macquarie Online Trading. You should consider your own financial situation, particular needs and investment objectives before acting on any of the information available on this report.

# Estimated dividends & distributions (continued)

01 Jul 2021 - 30 Jun 2022

## FMG FORTESCUE METALS GRP ORDINARY

Ex div. date	Payment date	Type	Div. amount	Franking %	Balance	Franking credit	Est. dividend
06/09/2021	30/09/2021	Final	\$2.11	100.00%	1,699	\$1,536.38	\$3,584.89
28/02/2022	30/03/2022	Interim	\$0.86	100.00%	2,997	\$1,104.61	\$2,577.42
Estimated sub total						\$2,640.99	\$6,162.31

## NFNG NUFARM FINANCE (NZ) CBND 6M PER Q X

Ex div. date	Payment date	Type	Div. amount	Franking %	Balance	Franking credit	Est. dividend
06/10/2021	15/10/2021	2.00357	\$2.003574	0.00%	115	\$0.00	\$230.41
08/04/2022	19/04/2022	2.02057	\$2.020571	0.00%	115	\$0.00	\$232.37
Estimated sub total						\$0.00	\$462.78

## RHC RAMSAY HEALTH CARE ORDINARY

Ex div. date	Payment date	Type	Div. amount	Franking %	Balance	Franking credit	Est. dividend
07/03/2022	31/03/2022	Interim	\$0.485	100.00%	325	\$67.55	\$157.63
Estimated sub total						\$67.55	\$157.63

## TLS TELSTRA CORPORATION. ORDINARY

Ex div. date	Payment date	Type	Div. amount	Franking %	Balance	Franking credit	Est. dividend
25/08/2021	23/09/2021	Final	\$0.08	100.00%	10,324	\$353.97	\$825.92
02/03/2022	01/04/2022	Interim	\$0.08	100.00%	10,324	\$353.97	\$825.92
Estimated sub total						\$707.94	\$1,651.84

While every effort has been made to provide you with an accurate statement, we give no warranty of accuracy or reliability and take no responsibility for any errors or omissions including negligence by any officers, employees or agents. We encourage you to confirm the information, holdings and valuations contained herein. Information contained in the report may only relate to the period since you commenced our service.

Copyright © 2022 Third Party Platform Pty Limited. All rights reserved.

Macquarie Online Trading is a service provided by Third Party Platform Pty Ltd ("TPP") ABN 74 121 227 905 AFSL No. 314341, at the request of Macquarie Bank Limited ABN 46 008 583 542 AFSL 237502 ("MBL"). TPP is a Participant of the ASX Group. Neither TPP nor MBL are representatives of each other. Some of the fees paid to TPP for the provision of its services will be remitted to MBL. TPP and MBL do not provide personal financial advice in relation to Macquarie Online Trading. You should consider your own financial situation, particular needs and investment objectives before acting on any of the information available on this report.

# Estimated dividends & distributions (continued)

01 Jul 2021 - 30 Jun 2022

## WBC WESTPAC BANKING CORP ORDINARY

Ex div. date	Payment date	Type	Div. amount	Franking %	Balance	Franking credit	Est. dividend
05/11/2021	21/12/2021	Final	\$0.60	100.00%	1,684	\$433.03	\$1,010.40
19/05/2022	24/06/2022	Interim	\$0.61	100.00%	45	\$11.76	\$27.45
Estimated sub total						\$444.79	\$1,037.85

## WBCPK WESTPAC BANKING CORP CN 3M PER Q RD T-29

Ex div. date	Payment date	Type	Div. amount	Franking %	Balance	Franking credit	Est. dividend
10/12/2021	21/12/2021	Interim	\$0.5415	100.00%	200	\$46.41	\$108.30
10/03/2022	21/03/2022	Interim	\$0.5131	100.00%	200	\$43.98	\$102.62
09/06/2022	21/06/2022	Interim	\$0.5437	100.00%	200	\$46.60	\$108.74
Estimated sub total						\$136.99	\$319.66

## WES WESFARMERS LIMITED ORDINARY

Ex div. date	Payment date	Type	Div. amount	Franking %	Balance	Franking credit	Est. dividend
01/09/2021	07/10/2021	Final	\$0.90	100.00%	857	\$330.56	\$771.30
22/02/2022	30/03/2022	Interim	\$0.80	100.00%	871	\$298.63	\$696.80
Estimated sub total						\$629.19	\$1,468.10

While every effort has been made to provide you with an accurate statement, we give no warranty of accuracy or reliability and take no responsibility for any errors or omissions including negligence by any officers, employees or agents. We encourage you to confirm the information, holdings and valuations contained herein. Information contained in the report may only relate to the period since you commenced our service.

Copyright © 2022 Third Party Platform Pty Limited. All rights reserved.

Macquarie Online Trading is a service provided by Third Party Platform Pty Ltd ("TPP") ABN 74 121 227 905 AFSL No. 314341, at the request of Macquarie Bank Limited ABN 46 008 583 542 AFSL 237502 ("MBL"). TPP is a Participant of the ASX Group. Neither TPP nor MBL are representatives of each other. Some of the fees paid to TPP for the provision of its services will be remitted to MBL. TPP and MBL do not provide personal financial advice in relation to Macquarie Online Trading. You should consider your own financial situation, particular needs and investment objectives before acting on any of the information available on this report.

# Estimated dividends & distributions (continued)

01 Jul 2021 - 30 Jun 2022

## WOW WOOLWORTHS GROUP LTD ORDINARY

Ex div. date	Payment date	Type	Div. amount	Franking %	Balance	Franking credit	Est. dividend
02/09/2021	08/10/2021	Final	\$0.55	100.00%	500	\$117.86	\$275.00
03/03/2022	13/04/2022	Interim	\$0.39	100.00%	509	\$85.08	\$198.51
Estimated sub total						\$202.94	\$473.51

## WPL WOODSIDE PETROLEUM ORDINARY

Ex div. date	Payment date	Type	Div. amount	Franking %	Balance	Franking credit	Est. dividend
30/08/2021	24/09/2021	Interim	\$0.410341	100.00%	891	\$156.69	\$365.61
24/02/2022	23/03/2022	Final	\$1.461581	100.00%	910	\$570.02	\$1,330.04
Estimated sub total						\$726.71	\$1,695.65

**Estimated total** **\$10,004.06** **\$24,419.09**

The information presented in this report is a general estimation and is intended as a guide for indicative purposes only. It is an extrapolation of our understanding of your holdings against publicly available dividend entitlement and payment information. It should not be considered a replacement for your own records. We encourage you to confirm the information and holdings represented here.

While every effort has been made to provide you with an accurate statement, we give no warranty of accuracy or reliability and take no responsibility for any errors or omissions including negligence by any officers, employees or agents. We encourage you to confirm the information, holdings and valuations contained herein. Information contained in the report may only relate to the period since you commenced our service.

Copyright © 2022 Third Party Platform Pty Limited. All rights reserved.

Macquarie Online Trading is a service provided by Third Party Platform Pty Ltd ("TPP") ABN 74 121 227 905 AFSL No. 314341, at the request of Macquarie Bank Limited ABN 46 008 583 542 AFSL 237502 ("MBL"). TPP is a Participant of the ASX Group. Neither TPP nor MBL are representatives of each other. Some of the fees paid to TPP for the provision of its services will be remitted to MBL. TPP and MBL do not provide personal financial advice in relation to Macquarie Online Trading. You should consider your own financial situation, particular needs and investment objectives before acting on any of the information available on this report.