
Workpapers - 2022 Financial Year

C R McLellan Super Fund

Preparer: Mc Ren Sotto

Reviewer: Steven Lee

Printed: 31 August 2022

Lead Schedule

2022 Financial Year

Code	Workpaper	CY Balance	LY Balance	Change	Status
23800	Distributions Received	(\$10,371.51)	(\$4,376.10)	137%	Completed
23900	Dividends Received	(\$36,373.15)	(\$18,663.66)	94.89%	Completed
24700	Changes in Market Values of Investments	\$74,713.98	(\$199,573.69)	(137.44)%	Completed
25000	Interest Received	(\$476.52)	(\$496.77)	(4.08)%	Completed
30100	Accountancy Fees	\$900.00	\$970.00	(7.22)%	Completed
30400	ATO Supervisory Levy	\$259.00	\$259.00	0%	Completed
30700	Auditor's Remuneration	\$550.00	\$450.00	22.22%	Completed
41600	Pensions Paid	\$26,100.00	\$19,780.00	31.95%	Completed
48500	Income Tax Expense	(\$17,873.87)	(\$9,051.59)	97.47%	Completed
49000	Profit/Loss Allocation Account	(\$37,427.93)	\$210,702.81	(117.76)%	Completed
50000	Members	(\$832,675.70)	(\$870,103.63)	(4.3)%	Completed
60400	Bank Accounts	\$84,244.86	\$67,809.22	24.24%	Completed
61800	Distributions Receivable	\$3,882.78	\$766.03	406.87%	Completed
77600	Shares in Listed Companies (Australian)	\$593,101.63	\$650,161.73	(8.78)%	Completed
78200	Units in Listed Unit Trusts (Australian)	\$11,649.82	\$12,324.52	(5.47)%	Completed
78400	Units in Unlisted Unit Trusts (Australian)	\$121,922.74	\$129,990.54	(6.21)%	Completed

Code	Workpaper	CY Balance	LY Balance	Change	Status
85000	Income Tax Payable /Refundable	\$17,873.87	\$9,051.59	97.47%	Completed
A	Financial Statements				Completed
B	Permanent Documents				Completed
C	Other Documents				Completed
D	Pension Documentation				Completed
E	Estate Planning				Completed

23800 - Distributions Received

2022 Financial Year

Preparer Mc Ren Sotto

Reviewer Steven Lee

Status Completed

Account Code	Description	CY Balance	LY Balance	Change
SCG.AX1	Scentre Group	(\$640.94)	(\$314.85)	103.57%
VAN0002AU	Vanguard Australian Shares Index Fund	(\$9,730.57)	(\$4,061.25)	139.6%
TOTAL		CY Balance	LY Balance	
		(\$10,371.51)	(\$4,376.10)	

Supporting Documents

- Distribution Reconciliation Report [Report](#)
- Annual Tax Statement.pdf [SCG.AX1](#)
- SCG_Issuer_Annual_Tax_Statement_2022_03_31.pdf [VAN0002AU](#)

Standard Checklist

- Attach a copy of all Tax Statements
- Attach a copy of Distribution Reconciliation Report
- Ensure all Distributions have been reviewed on [Distribution Tax Automation](#)

C R McLellan Super Fund

Distribution Reconciliation Report

For The Period 01 July 2021 - 30 June 2022

Date	Payment Received	Non Primary Production Income (A) * ₁		Distributed Capital Gains (B) * ₂				Foreign Income * ₃		Non-Assessable			Taxable Income		
		Franked	Unfranked	Interest/ Other	Franking Credits	Discounted (After Discount)	Rate * ₅	CGT Concession	Indexed	Other	Foreign Income	Foreign Credits		Tax Exempt	Tax Free
Units in Listed Unit Trusts (Australian)															
SCG.AX Scentre Group															
31/08/2021	314.86						S							0.00	
28/02/2022	326.08	133.66		210.65	57.28		S			42.66	1.65			253.97	445.90
	640.94	133.66		210.65	57.28					42.66	1.65			253.97	445.90
<i>Net Cash Distribution:</i>	<i>640.94</i>														
	640.94	133.66		210.65	57.28					42.66	1.65			253.97	445.90
Units in Unlisted Unit Trusts (Australian)															
VAN0002AU Vanguard Australian Shares Index Fund															
01/10/2021	1,954.72						S							0.00	
01/01/2022	975.60						S							0.00	
01/04/2022	2,917.47						S							0.00	
30/06/2022	3,882.78	5,624.90	440.47	258.19	2,488.61	1,812.44	I	1,812.44		112.59	7.50			(330.58)	10,744.70
	9,730.57	5,624.90	440.47	258.19	2,488.61	1,812.44		1,812.44		112.59	7.50			(330.58)	10,744.70
<i>Net Cash Distribution:</i>	<i>9,730.45</i>		<i>Variance^</i>	<i>0.12</i>											
	9,730.57	5,624.90	440.47	258.19	2,488.61	1,812.44		1,812.44		112.59	7.50			(330.58)	10,744.70

C R McLellan Super Fund

Distribution Reconciliation Report

For The Period 01 July 2021 - 30 June 2022

Date	Non Primary Production Income (A) * ₁				Distributed Capital Gains (B) * ₂				Foreign Income * ₃		Non-Assessable				Taxable Income	
	Payment Received	Franked	Unfranked	Interest/ Other	Franking Credits	Discounted (After Discount)	Rate * ₅	CGT Concession	Indexed	Other	Foreign Income	Foreign Credits	Tax Exempt	Tax Free		Tax Deferred / AMIT * ₆
TOTAL	10,371.51	5,758.56	440.47	468.84	2,545.89	1,812.44		1,812.44			155.25	9.15			(76.61)	11,190.60

Total Distributed Gains

Discount Rate	Discounted	Gross
Superfund 1/3	0.00	0.00
Individual 50%(I)	1,812.44	3,624.88
Total	1,812.44	3,624.88

*₁ Summary of Non Primary Production Income (A)

Tax Label	Franked	Unfranked	Interest/Other	Less Other Deduction	Income Before Credits * ₇	Franking Credits	Total Including Credits
11M Gross trust distributions	5,758.56	440.47	468.84		6,667.87	2,545.89	9,213.76

*₂ Forms part of the Net Capital Gains calculation for Tax Label 11A.

*₃ Forms part of the Foreign Credits calculation for Tax Label 11D, D1, 13C1.

*₄ Taxable Income is designed to match Tax Statement provided by Fund Manager.

Taxable Income in the SMSF Annual Return will be different due to application of Capital Losses in Net Capital Gain calculation and application of different discount method.

*₅ This is the discount rate selected for the transaction. "S" being Super Funds at 1/3 and "I" being Individual at 50%.

*₆ AMIT cost base net increase is reflected as negative amount i.e. negative tax deferred and AMIT cost base net decrease is reflected as positive amount i.e. positive tax deferred.

*₇ Sum of Income Before Credits reconciles with Taxable Trust Distributions in Statement of Taxable Income.

^ Variance between Payment Received and Net Cash Distribution.

MR CLIVE RONALD AND MRS ROSEMARY ANNE MCLELLAN
 ATF CR MCLELLAN SUPER FUND
 22 CARY STREET
 BAULKHAM HILLS NSW 2153

Vanguard AMMA Tax Statement

Year ended 30 June 2022

Investor name: Mr Clive Ronald and Mrs Rosemary Anne McLellan ATF CR McLellan Super Fund
 Account number: 291899
 Tax file number status: Supplied

Part A - A Summary of 2021/22 Tax Return (Supplementary Section) Items

The following tax return items are valid for Australian resident individual unit holders only.

	Tax Attribution Amount	Tax Return Label
Share of net income from trusts, less net capital gains, foreign income and franked distributions	\$698.66	13U
Other deductions relating to non-primary production income	\$0.00	13Y
Franked distributions from trusts	\$8,113.51	13C
Share of franking credits from franked dividends	\$2,488.61	13Q
Share of credit for TFN amounts withheld	\$0.00	13R
Share of credit for foreign resident withholding amounts (excluding capital gains)	\$0.00	13A
Share of credit for tax paid by trustee	\$0.00	13S
Net capital gain	\$1,812.44	18A
Total current year capital gains	\$3,624.88	18H
Assessable foreign source income	\$120.09	20E
Australian franking credits from a New Zealand company	\$0.00	20F
Other net foreign source income	\$120.09	20M
Foreign income tax offset	\$7.50	200*

* If your total foreign income tax offsets from all sources for the year is \$1,000 or less then you can claim this amount in full. Otherwise, you will need to refer to the ATO publication '*Guide to foreign income tax offsets*' to calculate your entitlement.

This statement should be read in conjunction with the Vanguard Tax Statement Guide.
 If you have any doubt about your specific tax circumstances, you should seek professional advice.

Part B - Components of Attribution

Australian Income	Cash Distributions	Tax Paid/Offset	Tax Attribution
Unfranked distributions	\$168.38		\$132.98
Unfranked CFI distributions	\$307.12		\$307.49
Interest - subject to non-resident WHT	\$57.59		\$75.67
Interest - not subject to non-resident WHT	\$0.00		\$0.00
Other income	\$223.54		\$175.83
Other income - CBMI	\$0.01		\$0.01
Other income excluding NCMI	\$2.49		\$2.59
Other income - NCMI	\$2.87		\$4.09
Non-Primary Production Income	\$762.00		\$698.66
Franked Distributions	\$5,650.11	\$2,488.61	\$8,113.51

Capital Gains

Discount capital gain TAP	\$0.00		\$0.00
Discount capital gain TAP - CBMI	\$0.00		\$0.00
Discount capital gain TAP excluding NCMI	\$0.00		\$0.00
Discount capital gain TAP - NCMI	\$0.00		\$0.00
Discount capital gain NTAP	\$1,602.68		\$1,812.44
Capital gains - other method TAP	\$0.00		\$0.00
Capital gains - other method TAP - CBMI	\$0.00		\$0.00
Capital gains - other method TAP excluding NCMI	\$0.00		\$0.00
Capital gains - other method TAP - NCMI	\$0.00		\$0.00
Capital gains - other method NTAP	\$0.00		\$0.00
Net Capital Gain	\$1,602.68		\$1,812.44

AMIT CGT gross up amount			\$1,812.44
Other capital gains distribution	\$1,602.68		
Total Current Year Capital Gains	\$3,205.36		\$3,624.88

Foreign Income

Assessable Foreign Source Income	\$113.00	\$7.50	\$120.09
Other non-assessable Amounts	Cash Distributions	Tax Paid/Offset	Tax Attribution
Non-assessable non-exempt amount	\$0.00		\$0.00
Net exempt income	\$0.00		
Other non-attributable amounts	\$0.00		
Gross Amount	\$9,730.47		\$12,557.14
AMIT cost base net amount			
- Excess (Reduce cost base)			\$0.00
- Shortfall (Increase cost base)			\$330.58
Less TFN amounts withheld	\$0.00		
Less non-resident withholding tax			
- Interest/dividend amounts withheld	\$0.00		
- Fund payment amounts withheld	\$0.00		
- Fund payment CBMI amounts withheld	\$0.00		
- Fund payment excluding NCMI amounts withheld	\$0.00		
- Fund payment NCMI amounts withheld	\$0.00		
Less other expenses	\$0.00		
Net cash distribution	\$9,730.47		

If you are complying Superannuation Fund, your net capital gain is \$2,416.59.

If you are a company or a non-complying Superannuation Fund, your net capital gain is \$3,624.88.

Part C - Details of Attribution

Investment product name: **Vanguard Australian Shares Index Fund**

Australian Income	Cash Distributions	Tax Paid/Offset	Tax Attribution
Unfranked distributions	\$168.38		\$132.98
Unfranked CFI distributions	\$307.12		\$307.49
Interest - subject to non-resident WHT	\$57.59		\$75.67
Interest - not subject to non-resident WHT	\$0.00		\$0.00
Other income	\$223.54		\$175.83
Other income - CBMI	\$0.01		\$0.01
Other income excluding NCMI	\$2.49		\$2.59
Other income - NCMI	\$2.87		\$4.09
Non-Primary Production Income	\$762.00		\$698.66
Franked Distributions	\$5,650.11	\$2,488.61	\$8,113.51

Capital Gains

Discount capital gain TAP	\$0.00		\$0.00
Discount capital gain TAP - CBMI	\$0.00		\$0.00
Discount capital gain TAP excluding NCMI	\$0.00		\$0.00
Discount capital gain TAP - NCMI	\$0.00		\$0.00
Discount capital gain NTAP	\$1,602.68		\$1,812.44
Capital gains - other method TAP	\$0.00		\$0.00
Capital gains - other method TAP - CBMI	\$0.00		\$0.00
Capital gains - other method TAP excluding NCMI	\$0.00		\$0.00
Capital gains - other method TAP - NCMI	\$0.00		\$0.00
Capital gains - other method NTAP	\$0.00		\$0.00
Net Capital Gain	\$1,602.68		\$1,812.44
AMIT CGT gross up amount			\$1,812.44
Other capital gains distribution	\$1,602.68		
Total Current Year Capital Gains	\$3,205.36		\$3,624.88

Foreign Income

Assessable Foreign Source Income	\$113.00	\$7.50	\$120.09
Other non-assessable Amounts	Cash Distributions	Tax Paid/Offset	Tax Attribution
Non-assessable non-exempt amount	\$0.00		\$0.00
Net exempt income	\$0.00		
Other non-attributable amounts	\$0.00		
Gross Amount	\$9,730.47		\$12,557.14
AMIT cost base net amount			
- Excess (Reduce cost base)			\$0.00
- Shortfall (Increase cost base)			\$330.58
Less TFN amounts withheld	\$0.00		
Less non-resident withholding tax			
- Interest/dividend amounts withheld	\$0.00		
- Fund payment amounts withheld	\$0.00		
- Fund payment CBMI amounts withheld	\$0.00		
- Fund payment excluding NCMI amounts withheld	\$0.00		
- Fund payment NCMI amounts withheld	\$0.00		
Less other expenses	\$0.00		
Net cash distribution	\$9,730.47		

Contact us



Log in to Vanguard Online
vanguard.com.au



Call us on 1300 655 101
Monday to Friday, 8:00am to 6:00pm (AET)

2022 TAX STATEMENT

022647 000 SCG



MR CLIVE RONALD MCLELLAN &
 MRS ROSEMARY ANNE MCLELLAN
 <C R MCLELLAN SUPER FUND A/C>
 22 CARY STREET
 BAULKHAM HILLS NSW 2153

31 March 2022

SCG Holder No: HIN WITHHELD

**Attribution Managed Investment Trust Member Annual Tax Statement
 for the 30 June 2022 Year**

Part A: 2022 tax return (supplementary section) items for a resident individual

This Statement includes all distributions paid by the entities in Scentre Group (consisting of Scentre Group Limited, Scentre Group Trust 1, Scentre Group Trust 2 and Scentre Group Trust 3) in respect of the period 1 July 2021 to 30 June 2022.

	SGL	SGT1	SGT2	SGT3	Tax Return Label
Tax Return - Income Section					
Dividends - franked	\$129.99			\$3.59	11T
Franking credit	\$55.71			\$1.54	11U
TFN amounts withheld	\$0.00			\$0.00	11V
Tax Return - Supplementary Section					
Non-primary production income					
- Share of net income from trusts		\$107.24	\$103.41		13U
- Franked distributions from trusts		\$0.11	Nil		13C
Share of franking credits from franked distributions		\$0.03	Nil		13Q
TFN amounts withheld		\$0.00	\$0.00		13R
Total current year capital gains - grossed up		Nil	Nil		18H
Net capital gain		Nil	Nil		18A
Assessable foreign source income		\$21.71	\$22.60		20E
Other net foreign source income		\$21.71	\$22.60		20M
Foreign income tax offsets		\$0.76	\$0.89		20O

AMIT Cost Base Adjustments	SGT1	SGT2
AMIT cost base net amount - excess (reduce cost base)	\$125.41	\$128.56
AMIT cost base net amount - shortfall (increase cost base)	Nil	Nil

Use only this Tax Statement to complete your 2022 Tax Return, it includes all distributions/dividends paid by the entities in Scentre Group that should be included in your 2022 Tax Return.

Please retain this statement for income tax purposes

The information shown on this statement is also reported to the Australian Taxation Office. This Tax Statement should be read in conjunction with the 2022 Scentre Group Tax Return Guide, which is available on the Scentre Group website at <http://www.scentregroup.com/investors/taxation-information>

2022 TAX SUMMARY

022647 000 SCG

MR CLIVE RONALD MCLELLAN &
 MRS ROSEMARY ANNE MCLELLAN
 <C R MCLELLAN SUPER FUND A/C>
 22 CARY STREET
 BAULKHAM HILLS NSW 2153

31 March 2022

SCG Holder No: HIN WITHHELD

Net Distribution/Dividend Amount for the 12 months to 30 June 2022	Scentre Group Limited	Scentre Group Trust 1	Scentre Group Trust 2	Scentre Group Trust 3	Total
Distribution/Dividend paid 31 August 2021	\$0.00	\$157.43	\$157.43	\$0.00	\$314.86
Distribution/Dividend paid 28 February 2022	\$129.99	\$96.25	\$96.25	\$3.59	\$326.08
Total Gross Distribution/Dividend	\$129.99	\$253.68	\$253.68	\$3.59	\$640.94
Taxes Withheld					
TFN amounts withheld	\$0.00	\$0.00	\$0.00	\$0.00	\$0.00
Fund Payment					
Withholding tax - (non-residents only)	\$0.00	\$0.00	\$0.00	\$0.00	\$0.00
Non-resident interest/dividend withholding tax	\$0.00	\$0.00	\$0.00	\$0.00	\$0.00
Net Cash Distribution/Dividend	\$129.99	\$253.68	\$253.68	\$3.59	\$640.94
Total Tax Attribution Amount		\$128.27	\$125.12		\$253.39

Part B: Components of Distribution/Dividend Tax Attribution Amounts

	(\$)	(\$)	(\$)	(\$)
Australian Income - Dividends				
Dividends - franked	\$129.99			\$3.59
Australian Income - Trust Distributions				
Interest		\$0.20	\$24.17	
Dividend - franked		\$0.08	Nil	
Other income		\$107.04	\$79.24	
Total Non-primary production income		\$107.32	\$103.41	
Capital Gains - discount method (50%) (TAP)		Nil	Nil	
Total Net Capital Gains		Nil	Nil	
AMIT CGT Gross up amount		Nil	Nil	
Total Current year capital gains		Nil	Nil	
Foreign Income				
Assessable foreign source income		\$20.95	\$21.71	
Total Tax Attribution Amount		\$128.27	\$125.12	
Franking Credits	\$55.71	\$0.03	Nil	\$1.54
Foreign income tax offsets		\$0.76	\$0.89	

Please retain this statement for income tax purposes

The information shown on this statement is also reported to the Australian Taxation Office.

23900 - Dividends Received

2022 Financial Year

Preparer Mc Ren Sotto

Reviewer Steven Lee

Status Completed

Account Code	Description	CY Balance	LY Balance	Change
ANZ.AX	Australia And New Zealand Banking Group Limited	(\$5,085.02)	(\$2,028.60)	150.67%
ARG.AX	Argo Investments Limited	(\$1,136.10)	(\$1,060.36)	7.14%
BHP.AX	BHP Group Limited	(\$7,614.47)	(\$1,549.43)	391.44%
CBA.AXW	Commonwealth Bank Of Australia.	(\$1,500.00)	(\$992.00)	51.21%
CGFPB.AX	Challenger Limited	(\$927.00)	(\$942.00)	(1.59)%
COL.AX	Coles Group Limited.	(\$455.06)	(\$451.33)	0.83%
IPL.AX	Incitec Pivot Limited	(\$565.81)		100%
NAB.AX	National Australia Bank Limited	(\$8,237.22)	(\$3,891.60)	111.67%
QBE.AXW	QBE Insurance Group Limited	(\$192.90)	(\$25.72)	650%
RIO.AX	RIO Tinto Limited	(\$3,130.38)	(\$1,613.88)	93.97%
S32.AX	South32 Limited	(\$106.77)	(\$17.48)	510.81%
TLS.AX	Telstra Corporation Limited.	(\$1,280.00)	(\$1,280.00)	0%
WBC.AX	Westpac Banking Corporation	(\$4,874.22)	(\$3,446.08)	41.44%
WES.AX	Wesfarmers Limited	(\$1,268.20)	(\$1,365.18)	(7.1)%
TOTAL		CY Balance	LY Balance	
		(\$36,373.15)	(\$18,663.66)	

Supporting Documents

◦ Investment Income Comparison Report [Report](#)

- Dividend Reconciliation Report **Report**
- Commsecc Dividends.pdf
- BHP_Payment_Advice_2022_06_01.pdf **BHP.AX**

Standard Checklist

- Attach copies of all dividend statements
- Attach copy of Dividend Reconciliation Report
- Attach copy of Investment Income Comparison Report

C R McLellan Super Fund

Dividend Reconciliation Report

For The Period 01 July 2021 - 30 June 2022

Date	Net Payment Received	Australian Income			Foreign Income			Withheld		
		Unfranked	Franked	Franking Credits	Foreign Income	Foreign Credits	NZ Credits	TFN Withheld	Non-Resident	LIC Deduction
Shares in Listed Companies (Australian)										
ANZ.AX Australia And New Zealand Banking Group Limited										
01/07/2021	2,506.70	0.00	2,506.70	1,074.30						
16/12/2021	2,578.32	0.00	2,578.32	1,104.99						
	5,085.02	0.00	5,085.02	2,179.29						
ARG.AX Argo Investments Limited										
17/09/2021	530.18	0.00	530.18	227.22						
11/03/2022	605.92	0.00	605.92	259.68						
	1,136.10	0.00	1,136.10	486.90						
BHP.AX BHP Group Limited										
21/09/2021	2,036.45	0.00	2,036.45	872.76						
28/03/2022	1,560.42	0.00	1,560.42	668.75						
01/06/2022	4,017.60	0.00	4,017.60	1,721.83						
	7,614.47	0.00	7,614.47	3,263.34						
CBA.AX Commonwealth Bank Of Australia.										
29/09/2021	800.00	0.00	800.00	342.86						
30/03/2022	700.00	0.00	700.00	300.00						
31/08/2022										

C R McLellan Super Fund**Dividend Reconciliation Report**

For The Period 01 July 2021 - 30 June 2022

Date	Net Payment Received	Australian Income			Foreign Income			Withheld		
		Unfranked	Franked	Franking Credits	Foreign Income	Foreign Credits	NZ Credits	TFN Withheld	Non-Resident	LIC Deduction
	1,500.00	0.00	1,500.00	642.86						
CGFPB.AX Challenger Limited										
23/08/2021	231.00	0.00	231.00	99.00						
22/11/2021	231.00	0.00	231.00	99.00						
22/02/2022	234.00	0.00	234.00	100.29						
23/05/2022	231.00	0.00	231.00	99.00						
	927.00	0.00	927.00	397.29						
COL.AX Coles Group Limited.										
28/09/2021	208.88	0.00	208.88	89.52						
31/03/2022	246.18	0.00	246.18	105.51						
	455.06	0.00	455.06	195.03						
IPL.AX Incitec Pivot Limited										
02/07/2021	60.84	0.00	60.84	26.07						
16/12/2021	504.97	434.27	70.70	30.30						
	565.81	434.27	131.54	56.37						
NAB.AX National Australia Bank Limited										
02/07/2021	3,891.60	0.00	3,891.60	1,667.83						

C R McLellan Super Fund

Dividend Reconciliation Report

For The Period 01 July 2021 - 30 June 2022

Date	Net Payment Received	Australian Income			Foreign Income			Withheld		
		Unfranked	Franked	Franking Credits	Foreign Income	Foreign Credits	NZ Credits	TFN Withheld	Non-Resident	LIC Deduction
15/12/2021	4,345.62	0.00	4,345.62	1,862.41						
	8,237.22	0.00	8,237.22	3,530.24						
QBE.AX QBE Insurance Group Limited										
24/09/2021	70.73	63.66	7.07	3.03						
12/04/2022	122.17	109.95	12.22	5.24						
	192.90	173.61	19.29	8.27						
RIO.AX RIO Tinto Limited										
23/09/2021	1,672.13	0.00	1,672.13	716.63						
21/04/2022	1,458.25	0.00	1,458.25	624.96						
	3,130.38	0.00	3,130.38	1,341.59						
S32.AX South32 Limited										
07/10/2021	41.05	0.00	41.05	17.59						
07/04/2022	65.72	0.00	65.72	28.17						
	106.77	0.00	106.77	45.76						
TLS.AX Telstra Corporation Limited.										
23/09/2021	640.00	0.00	640.00	274.29						
01/04/2022	640.00	0.00	640.00	274.29						
31/08/2022										

C R McLellan Super Fund

Dividend Reconciliation Report

For The Period 01 July 2021 - 30 June 2022

Date	Net Payment Received	Australian Income			Foreign Income			Withheld		
		Unfranked	Franked	Franking Credits	Foreign Income	Foreign Credits	NZ Credits	TFN Withheld	Non-Resident	LIC Deduction
	1,280.00	0.00	1,280.00	548.58						
WBC.AX Westpac Banking Corporation										
21/12/2021	2,323.20	0.00	2,323.20	995.66						
24/06/2022	2,551.02	0.00	2,551.02	1,093.29						
	4,874.22	0.00	4,874.22	2,088.95						
WES.AX Wesfarmers Limited										
07/10/2021	671.40	0.00	671.40	287.74						
30/03/2022	596.80	0.00	596.80	255.77						
	1,268.20	0.00	1,268.20	543.51						
	36,373.15	607.88	35,765.27	15,327.98						

C R McLellan Super Fund
Dividend Reconciliation Report

For The Period 01 July 2021 - 30 June 2022

Date	Net Payment Received	Australian Income			Foreign Income			Withheld		
		Unfranked	Franked	Franking Credits	Foreign Income	Foreign Credits	NZ Credits	TFN Withheld	Non-Resident	LIC Deduction
TOTAL	36,373.15	607.88	35,765.27	15,327.98						

Tax Return Reconciliation

	Totals	Tax Return Label
Unfranked	607.88	J
Franked Dividends	35,765.27	K
Franking Credits	15,327.98	L

C R McLellan Super Fund

Investment Income Comparison Report

As at 30 June 2022

Investment	Ledger Data				ASX & UUT Data						
	Transaction Date	Income Amount	Franking Credit	Date Payable	Ex Div/Dist Date	Units On Hand	45 Day Qualified	Amount per share/unit	Estimated Income	Estimated Franking*	
Reconciled											
Shares in Listed Companies (Australian)											
ANZ.AX	Australia And New Zealand Banking Group Limited	01/07/2021	2,506.70	1,074.30	01/07/2021	10/05/2021	3,581.00	3,581.00	0.7000	2,506.70	1,074.30
ANZ.AX	Australia And New Zealand Banking Group Limited	16/12/2021	2,578.32	1,104.99	16/12/2021	08/11/2021	3,581.00	3,581.00	0.7200	2,578.32	1,104.99
ARG.AX	Argo Investments Limited	17/09/2021	530.18	227.22	17/09/2021	27/08/2021	3,787.00	3,787.00	0.1400	530.18	227.22
ARG.AX	Argo Investments Limited	11/03/2022	605.92	259.68	11/03/2022	18/02/2022	3,787.00	3,787.00	0.1600	605.92	259.68
CBA.AX	Commonwealth Bank Of Australia.	29/09/2021	800.00	342.86	29/09/2021	17/08/2021	400.00	400.00	2.0000	800.00	342.86
CBA.AX	Commonwealth Bank Of Australia.	30/03/2022	700.00	300.00	30/03/2022	16/02/2022	400.00	400.00	1.7500	700.00	300.00
CGFPB.AX	Challenger Limited	23/08/2021	231.00	99.00	23/08/2021	12/08/2021	300.00	300.00	0.7700	231.00	99.00
CGFPB.AX	Challenger Limited	22/11/2021	231.00	99.00	22/11/2021	11/11/2021	300.00	300.00	0.7700	231.00	99.00
CGFPB.AX	Challenger Limited	22/02/2022	234.00	100.29	22/02/2022	11/02/2022	300.00	300.00	0.7800	234.00	100.29
CGFPB.AX	Challenger Limited	23/05/2022	231.00	99.00	23/05/2022	12/05/2022	300.00	300.00	0.7700	231.00	99.00
COL.AX	Coles Group Limited.	28/09/2021	208.88	89.52	28/09/2021	26/08/2021	746.00	746.00	0.2800	208.88	89.52
COL.AX	Coles Group Limited.	31/03/2022	246.18	105.51	31/03/2022	03/03/2022	746.00	746.00	0.3300	246.18	105.51
IPL.AX	Incitec Pivot Limited	02/07/2021	60.84	26.07	02/07/2021	31/05/2021	6,084.00	6,084.00	0.0100	60.84	26.07
IPL.AX	Incitec Pivot Limited	16/12/2021	504.97	30.30	16/12/2021	01/12/2021	6,084.00	6,084.00	0.0830	504.97	30.30
NAB.AX	National Australia Bank Limited	02/07/2021	3,891.60	1,667.83	02/07/2021	13/05/2021	6,486.00	6,486.00	0.6000	3,891.60	1,667.83
NAB.AX	National Australia Bank Limited	15/12/2021	4,345.62	1,862.41	15/12/2021	15/11/2021	6,486.00	6,486.00	0.6700	4,345.62	1,862.41
QBE.AX	QBE Insurance Group Limited	24/09/2021	70.73	3.03	24/09/2021	19/08/2021	643.00	643.00	0.1100	70.73	3.03
QBE.AX	QBE Insurance Group Limited	12/04/2022	122.17	5.24	12/04/2022	07/03/2022	643.00	643.00	0.1900	122.17	5.24
RIO.AX	RIO Tinto Limited	23/09/2021	1,672.13	716.63	23/09/2021	12/08/2021	220.00	220.00	7.6006	1,672.13	716.63
RIO.AX	RIO Tinto Limited	21/04/2022	1,458.25	624.96	21/04/2022	10/03/2022	220.00	220.00	6.6284	1,458.25	624.96

C R McLellan Super Fund

Investment Income Comparison Report

As at 30 June 2022

Investment		Ledger Data			ASX & UUT Data						
		Transaction Date	Income Amount	Franking Credit	Date Payable	Ex Div/Dist Date	Units On Hand	45 Day Qualified	Amount per share/unit	Estimated Income	Estimated Franking*
S32.AX	South32 Limited	07/10/2021	41.05	17.59	07/10/2021	09/09/2021	550.00	550.00	0.0746	41.05	17.59
S32.AX	South32 Limited	07/04/2022	65.72	28.17	07/04/2022	10/03/2022	550.00	550.00	0.1195	65.72	28.16
TLS.AX	Telstra Corporation Limited.	23/09/2021	640.00	274.29	23/09/2021	25/08/2021	8,000.00	8,000.00	0.0800	640.00	274.29
TLS.AX	Telstra Corporation Limited.	01/04/2022	640.00	274.29	01/04/2022	02/03/2022	8,000.00	8,000.00	0.0800	640.00	274.29
WBC.AX	Westpac Banking Corporation	21/12/2021	2,323.20	995.66	21/12/2021	05/11/2021	3,872.00	3,872.00	0.6000	2,323.20	995.66
WBC.AX	Westpac Banking Corporation	24/06/2022	2,551.02	1,093.29	24/06/2022	19/05/2022	4,182.00	4,182.00	0.6100	2,551.02	1,093.29
WES.AX	Wesfarmers Limited	07/10/2021	671.40	287.74	07/10/2021	01/09/2021	746.00	746.00	0.9000	671.40	287.74
WES.AX	Wesfarmers Limited	30/03/2022	596.80	255.77	30/03/2022	22/02/2022	746.00	746.00	0.8000	596.80	255.77
			28,758.68	12,064.64					28.3261	28,758.68	12,064.63
Units in Listed Unit Trusts (Australian)											
SCG.AX	Scentre Group	31/08/2021	314.86		31/08/2021	13/08/2021	4,498.00	4,498.00	0.0700	314.86	0.04
SCG.AX	Scentre Group	28/02/2022	326.08	57.28	28/02/2022	14/02/2022	4,498.00	4,498.00	0.0725	326.10	57.26
			640.94	57.28					0.1425	640.96	57.30
Units in Unlisted Unit Trusts (Australian)											
VAN0002AU	Vanguard Australian Shares Index Fund	01/10/2021	1,954.72		30/09/2021	30/09/2021	49,989.25	49,989.25	0.0391	1,954.72	
VAN0002AU	Vanguard Australian Shares Index Fund	01/01/2022	975.60								
VAN0002AU	Vanguard Australian Shares Index Fund				12/01/2022	31/12/2021	50,733.39	50,733.39	0.0192	975.60	
VAN0002AU	Vanguard Australian Shares Index Fund	01/04/2022	2,917.47		31/03/2022	31/03/2022	51,099.46	51,099.46	0.0571	2,917.47	
VAN0002AU	Vanguard Australian Shares Index Fund	30/06/2022	3,882.78	2,488.61							
VAN0002AU	Vanguard Australian Shares Index Fund				07/07/2022	30/06/2022	52,195.19	52,195.19	0.0744	3,882.78	
			9,730.57	2,488.61					0.1898	9,730.57	

C R McLellan Super Fund

Investment Income Comparison Report

As at 30 June 2022

Investment	Ledger Data			ASX & UUT Data							
	Transaction Date	Income Amount	Franking Credit	Date Payable	Ex Div/Dist Date	Units On Hand	45 Day Qualified	Amount per share/unit	Estimated Income	Estimated Franking*	
Unreconciled											
Shares in Listed Companies (Australian)											
BHP.AX	BHP Group Limited	21/09/2021	2,036.45	872.76	21/09/2021	02/09/2021	750.00	750.00	2.7153	2,036.45	872.76
BHP.AX	BHP Group Limited	28/03/2022	1,560.42	668.75	28/03/2022	24/02/2022	750.00	750.00	2.0806	1,560.42	668.75
BHP.AX	BHP Group Limited	01/06/2022	4,017.60	1,721.83							
			7,614.47	3,263.34					4.7958	3,596.87	1,541.51
			46,744.66	17,873.87					33.4543	42,727.09	13,663.44

*Franking credit is estimated using 45 day qualified units. The estimation might not be accurate for preference shares and hedging arrangements.

Interest & Estimated Dividend Summary



1 JULY 2021 - 30 JUNE 2022

SHARES - 4264122 - HIN 51706048

MR CLIVE RONALD MCLELLAN + MRS ROSEMARY ANNE MCLELLAN <C R MCLELLAN SUPER FUND A/C>

ESTIMATED DIVIDEND SUMMARY

ANZ - ANZ BANKING GRP LTD FPO (ORDINARY FULLY PAID)

Ex-div date	Payment Date	Type	Dividend per share	Units	Est. Unfranked Amount	Est. Franked Amount	Est. Total Dividend	Est. Franking Credit
08-Nov-2021	16-Dec-2021	Final	\$0.7200	3,581	\$0.00	\$2,578.32	\$2,578.32	\$1,104.99
10-May-2021	01-Jul-2021	Interim	\$0.7000	3,581	\$0.00	\$2,506.70	\$2,506.70	\$1,074.30
Sub Total					\$0.00	\$5,085.02	\$5,085.02	\$2,179.29

ARG - ARGO INVESTMENTS FPO (ORDINARY FULLY PAID)

Ex-div date	Payment Date	Type	Dividend per share	Units	Est. Unfranked Amount	Est. Franked Amount	Est. Total Dividend	Est. Franking Credit
18-Feb-2022	11-Mar-2022	Interim	\$0.1600	3,787	\$0.00	\$605.92	\$605.92	\$259.68
27-Aug-2021	17-Sep-2021	Final	\$0.1400	3,787	\$0.00	\$530.18	\$530.18	\$227.22
Sub Total					\$0.00	\$1,136.10	\$1,136.10	\$486.90

BHP - BHP GROUP LIMITED FPO (ORDINARY FULLY PAID)

Ex-div date	Payment Date	Type	Dividend per share	Units	Est. Unfranked Amount	Est. Franked Amount	Est. Total Dividend	Est. Franking Credit
24-Feb-2022	28-Mar-2022	Interim	\$2.0806	750	\$0.00	\$1,560.42	\$1,560.42	\$668.75
02-Sep-2021	21-Sep-2021	Final	\$2.7153	750	\$0.00	\$2,036.45	\$2,036.45	\$872.77
Sub Total					\$0.00	\$3,596.87	\$3,596.87	\$1,541.52

CBA - COMMONWEALTH BANK. FPO (ORDINARY FULLY PAID)

Ex-div date	Payment Date	Type	Dividend per share	Units	Est. Unfranked Amount	Est. Franked Amount	Est. Total Dividend	Est. Franking Credit
16-Feb-2022	30-Mar-2022	Interim	\$1.7500	400	\$0.00	\$700.00	\$700.00	\$300.00
17-Aug-2021	29-Sep-2021	Final	\$2.0000	400	\$0.00	\$800.00	\$800.00	\$342.86
Sub Total					\$0.00	\$1,500.00	\$1,500.00	\$642.86

CGFPB - CHALLENGER LIMITED NYR3QUT (CAP NOTE 3-BBSW+4.40% PERP NON-CUM RED T-05-23)

Ex-div date	Payment Date	Type	Dividend per share	Units	Est. Unfranked Amount	Est. Franked Amount	Est. Total Dividend	Est. Franking Credit
12-May-2022	23-May-2022	Interim	\$0.7700	300	\$0.00	\$231.00	\$231.00	\$99.00
11-Feb-2022	22-Feb-2022	Interim	\$0.7800	300	\$0.00	\$234.00	\$234.00	\$100.29
11-Nov-2021	22-Nov-2021	Interim	\$0.7700	300	\$0.00	\$231.00	\$231.00	\$99.00
12-Aug-2021	23-Aug-2021	Interim	\$0.7700	300	\$0.00	\$231.00	\$231.00	\$99.00
Sub Total					\$0.00	\$927.00	\$927.00	\$397.29

Interest & Estimated Dividend Summary



1 JULY 2021 - 30 JUNE 2022

COL - COLES GROUP FPO (ORDINARY FULLY PAID)

Ex-div date	Payment Date	Type	Dividend per share	Units	Est. Unfranked Amount	Est. Franked Amount	Est. Total Dividend	Est. Franking Credit
03-Mar-2022	31-Mar-2022	Interim	\$0.3300	746	\$0.00	\$246.18	\$246.18	\$105.51
26-Aug-2021	28-Sep-2021	Final	\$0.2800	746	\$0.00	\$208.88	\$208.88	\$89.52
Sub Total					\$0.00	\$455.06	\$455.06	\$195.03

IPL - INCITEC PIVOT FPO (ORDINARY FULLY PAID)

Ex-div date	Payment Date	Type	Dividend per share	Units	Est. Unfranked Amount	Est. Franked Amount	Est. Total Dividend	Est. Franking Credit
01-Dec-2021	16-Dec-2021	Final	\$0.0830	6,084	\$434.40	\$70.57	\$504.97	\$30.25
31-May-2021	02-Jul-2021	Interim	\$0.0100	6,084	\$0.00	\$60.84	\$60.84	\$26.07
Sub Total					\$434.40	\$131.41	\$565.81	\$56.32

NAB - NATIONAL AUST. BANK FPO (ORDINARY FULLY PAID)

Ex-div date	Payment Date	Type	Dividend per share	Units	Est. Unfranked Amount	Est. Franked Amount	Est. Total Dividend	Est. Franking Credit
15-Nov-2021	15-Dec-2021	Final	\$0.6700	6,486	\$0.00	\$4,345.62	\$4,345.62	\$1,862.41
13-May-2021	02-Jul-2021	Interim	\$0.6000	6,486	\$0.00	\$3,891.60	\$3,891.60	\$1,667.83
Sub Total					\$0.00	\$8,237.22	\$8,237.22	\$3,530.24

QBE - QBE INSURANCE GROUP FPO (ORDINARY FULLY PAID)

Ex-div date	Payment Date	Type	Dividend per share	Units	Est. Unfranked Amount	Est. Franked Amount	Est. Total Dividend	Est. Franking Credit
07-Mar-2022	12-Apr-2022	Final	\$0.1900	643	\$109.95	\$12.22	\$122.17	\$5.24
19-Aug-2021	24-Sep-2021	Interim	\$0.1100	643	\$63.66	\$7.07	\$70.73	\$3.03
Sub Total					\$173.61	\$19.29	\$192.90	\$8.27

RIO - RIO TINTO LIMITED FPO (ORDINARY FULLY PAID)

Ex-div date	Payment Date	Type	Dividend per share	Units	Est. Unfranked Amount	Est. Franked Amount	Est. Total Dividend	Est. Franking Credit
10-Mar-2022	21-Apr-2022	Final	\$6.6284	220	\$0.00	\$1,458.25	\$1,458.25	\$624.96
12-Aug-2021	23-Sep-2021	Interim	\$7.6006	220	\$0.00	\$1,672.13	\$1,672.13	\$716.63
Sub Total					\$0.00	\$3,130.38	\$3,130.38	\$1,341.59

S32 - SOUTH32 LIMITED FPO (ORDINARY FULLY PAID)

Ex-div date	Payment Date	Type	Dividend per share	Units	Est. Unfranked Amount	Est. Franked Amount	Est. Total Dividend	Est. Franking Credit
10-Mar-2022	07-Apr-2022	Interim	\$0.1195	550	\$0.00	\$65.72	\$65.72	\$28.16
09-Sep-2021	07-Oct-2021	Final	\$0.0746	550	\$0.00	\$41.05	\$41.05	\$17.59
Sub Total					\$0.00	\$106.77	\$106.77	\$45.75

Interest & Estimated Dividend Summary



1 JULY 2021 - 30 JUNE 2022

SCG - SCENTRE GRP STAPLED (FULLY PAID ORDINARY/UNITS STAPLED SECURITIES)

Ex-div date	Payment Date	Type	Dividend per share	Units	Est. Unfranked Amount	Est. Franked Amount	Est. Total Dividend	Est. Franking Credit
14-Feb-2022	28-Feb-2022	Final	\$0.0725	4,498	\$192.51	\$133.59	\$326.11	\$57.25
13-Aug-2021	31-Aug-2021	Interim	\$0.0700	4,498	\$314.86	\$0.00	\$314.86	\$0.00
Sub Total					\$507.37	\$133.59	\$640.97	\$57.25

TLS - TELSTRA CORPORATION. FPO (ORDINARY FULLY PAID)

Ex-div date	Payment Date	Type	Dividend per share	Units	Est. Unfranked Amount	Est. Franked Amount	Est. Total Dividend	Est. Franking Credit
02-Mar-2022	01-Apr-2022	Interim	\$0.0800	8,000	\$0.00	\$640.00	\$640.00	\$274.29
25-Aug-2021	23-Sep-2021	Final	\$0.0800	8,000	\$0.00	\$640.00	\$640.00	\$274.29
Sub Total					\$0.00	\$1,280.00	\$1,280.00	\$548.58

WBC - WESTPAC BANKING CORP FPO (ORDINARY FULLY PAID)

Ex-div date	Payment Date	Type	Dividend per share	Units	Est. Unfranked Amount	Est. Franked Amount	Est. Total Dividend	Est. Franking Credit
19-May-2022	24-Jun-2022	Interim	\$0.6100	4,182	\$0.00	\$2,551.02	\$2,551.02	\$1,093.29
05-Nov-2021	21-Dec-2021	Final	\$0.6000	3,872	\$0.00	\$2,323.20	\$2,323.20	\$995.66
Sub Total					\$0.00	\$4,874.22	\$4,874.22	\$2,088.95

WES - WESFARMERS LIMITED FPO (ORDINARY FULLY PAID)

Ex-div date	Payment Date	Type	Dividend per share	Units	Est. Unfranked Amount	Est. Franked Amount	Est. Total Dividend	Est. Franking Credit
22-Feb-2022	30-Mar-2022	Interim	\$0.8000	746	\$0.00	\$596.80	\$596.80	\$255.77
01-Sep-2021	07-Oct-2021	Final	\$0.9000	746	\$0.00	\$671.40	\$671.40	\$287.74
Sub Total					\$0.00	\$1,268.20	\$1,268.20	\$543.51
TOTAL					\$1,115.38	\$31,881.13	\$32,996.52	\$13,663.35

ESTIMATED INTEREST RECEIVED

There are no transactions on this account.

TOTAL **\$0.00**



BHP Group Limited
ABN 49 004 028 077

021001 000 BHP
MR CLIVE RONALD MCLELLAN &
MRS ROSEMARY ANNE MCLELLAN
<C R MCLELLAN SUPER FUND A/C>
22 CARY STREET
BAULKHAM HILLS NSW 2153

Update Your Details:



www.computershare.com.au/investor



(within Australia) 1300 503 833
(international) +61 3 9415 4188



Computershare Investor Services Pty Limited
GPO Box 2975 Melbourne
Victoria 3001 Australia

Your Shareholding

SHARE CLASS	HOLDER NUMBER
Ordinary Shares	HIN WITHHELD
TFN/ABN STATUS	
Quoted	
RECORD DATE	IN SPECIE DIVIDEND DATE
26 May 2022	1 June 2022

You must keep this document for your tax records.

BHP Group Limited

In Specie Dividend Statement

On 1 June 2022, BHP Group Limited paid an in specie dividend of Woodside Energy Group Ltd shares (**Woodside shares**). The statement below represents the Woodside shares distributed to you or your entitlement to the Woodside shares (if you were a Selling Shareholder or an Ineligible Overseas Shareholder), based on the fully paid ordinary shares in BHP Group Limited registered in your name as at the Record Date. The value of the in specie dividend was based on the closing price of Woodside shares on 31 May 2022 (**Woodside closing price**). This dividend has been franked in Australia at a rate of 100% and the company tax rate used to determine the franking credit is 30%.

The in specie dividend is not a cash payment.

Woodside closing price	Entitlement to Woodside shares*	Franked Amount	Unfranked Amount	Value of in specie dividend
A\$29.76	135	A\$4,017.60	A\$0.00	A\$4,017.60
Australian Franking Credit				A\$1,721.83

*BHP shareholders were entitled to receive one Woodside share for every 5.5340 BHP shares. BHP shareholders were entitled to a whole number of Woodside shares, with any entitlement to a fraction of a Woodside share that would have otherwise arisen being rounded down to the nearest whole number.

Tax information

A general summary of relevant taxation implications, including the tax outcomes of the in specie dividend for BHP shareholders, is outlined in Appendix 1 of the BHP ASX announcement dated 8 April 2022 which can be located at bhp.com/petroleum.

As this summary is general in nature, this information does not take into account the individual circumstances of particular holders and does not constitute tax advice. It is intended as a general guide only and holders should seek independent taxation advice on the tax implications based on their own individual circumstances.

For US tax resident shareholders, the market value of the in specie dividend will need to be converted into US dollars. The exchange rate used by BHP to determine the quantum of the in-specie dividend in US\$ was AUD/USD 0.7187.

For UK tax resident shareholders, the market value of the in specie dividend will need to be converted into British Pounds in accordance with a method prescribed for UK tax purposes.

Sale Facility

If you are a Selling Shareholder or an Ineligible Overseas Shareholder as at the Record Date, you will receive a separate statement for the sale proceeds payable to you as a result of the sale of the Woodside Shares that you were otherwise entitled to being sold under the Sale Facility.

24700 - Changes in Market Values of Investments

2022 Financial Year

Preparer Mc Ren Sotto

Reviewer Steven Lee

Status Completed

Account Code	Description	CY Balance	LY Balance	Change
24700	Changes in Market Values of Investments	\$74,713.98	(\$199,573.69)	(137.44)%
TOTAL		CY Balance	LY Balance	
		\$74,713.98	(\$199,573.69)	

Supporting Documents

- Net Capital Gains Reconciliation [Report](#)
- Market Movement [Report](#)
- Realised Capital Gain Report [Report](#)
- Buy_Sell.pdf

Standard Checklist

- Attach copies of Source Documentation (Contract Notes, Broker Statements, Chess Statements, Contracts of Sale, Managed Fund Statements etc)
- Attach copy of Market Movement report
- Attach copy of Net Capital Gains Reconciliation
- Attach copy of Realised Capital Gain Report
- Ensure all Asset Disposals have been entered
- Ensure all Market Values have been entered for June 30
- Ensure all Tax Deferred Distributions have been entered

C R McLellan Super Fund

Market Movement Report

As at 30 June 2022

Investment	Date	Description	Unrealised				Realised			Total
			Units	Accounting Cost Movement	Market Movement	Depreciation	Balance	Consideration	Accounting Cost Base	
ANZ.AX - Australia And New Zealand Banking Group Limited										
	01/07/2021	Opening Balance	3,581.00	0.00	0.00	0.00	100,805.15	0.00	0.00	0.00
	31/12/2021	Revaluation	0.00	0.00	(1,181.73)	0.00	99,623.42	0.00	0.00	0.00
	31/01/2022	Revaluation	0.00	0.00	(1,253.35)	0.00	98,370.07	0.00	0.00	0.00
	28/02/2022	Revaluation	0.00	0.00	(4,905.97)	0.00	93,464.10	0.00	0.00	0.00
	31/03/2022	Revaluation	0.00	0.00	6,374.18	0.00	99,838.28	0.00	0.00	0.00
	30/06/2022	Revaluation	0.00	0.00	(20,948.85)	0.00	78,889.43	0.00	0.00	0.00
	30/06/2022		3,581.00	0.00	(21,915.72)	0.00	78,889.43	0.00	0.00	0.00
ARG.AX - Argo Investments Limited										
	01/07/2021	Opening Balance	3,787.00	0.00	0.00	0.00	33,817.91	0.00	0.00	0.00
	31/12/2021	Revaluation	0.00	0.00	4,695.88	0.00	38,513.79	0.00	0.00	0.00
	31/01/2022	Revaluation	0.00	0.00	(1,173.97)	0.00	37,339.82	0.00	0.00	0.00
	28/02/2022	Revaluation	0.00	0.00	(908.88)	0.00	36,430.94	0.00	0.00	0.00
	31/03/2022	Revaluation	0.00	0.00	(151.48)	0.00	36,279.46	0.00	0.00	0.00
	30/06/2022	Revaluation	0.00	0.00	(2,953.86)	0.00	33,325.60	0.00	0.00	0.00
	30/06/2022		3,787.00	0.00	(492.31)	0.00	33,325.60	0.00	0.00	0.00
BHP.AX - BHP Group Limited										
	01/07/2021	Opening Balance	750.00	0.00	0.00	0.00	36,427.50	0.00	0.00	0.00
	31/12/2021	Revaluation	0.00	0.00	(5,167.50)	0.00	31,260.00	0.00	0.00	0.00
	31/01/2022	Revaluation	0.00	0.00	3,930.00	0.00	35,190.00	0.00	0.00	0.00
	28/02/2022	Revaluation	0.00	0.00	(1,672.50)	0.00	33,517.50	0.00	0.00	0.00
	31/03/2022	Revaluation	0.00	0.00	4,417.50	0.00	37,935.00	0.00	0.00	0.00
	30/06/2022	Revaluation	0.00	0.00	(6,997.50)	0.00	30,937.50	0.00	0.00	0.00
	30/06/2022		750.00	0.00	(5,490.00)	0.00	30,937.50	0.00	0.00	0.00
CBA.AXW - Commonwealth Bank Of Australia.										
	01/07/2021	Opening Balance	400.00	0.00	0.00	0.00	39,948.00	0.00	0.00	0.00
	31/12/2021	Revaluation	0.00	0.00	960.00	0.00	40,908.00	0.00	0.00	0.00
	31/01/2022	Revaluation	0.00	0.00	(2,640.00)	0.00	38,268.00	0.00	0.00	0.00
	28/02/2022	Revaluation	0.00	0.00	(716.00)	0.00	37,552.00	0.00	0.00	0.00
	31/03/2022	Revaluation	0.00	0.00	5,276.00	0.00	42,828.00	0.00	0.00	0.00
	30/06/2022	Revaluation	0.00	0.00	(6,676.00)	0.00	36,152.00	0.00	0.00	0.00
	30/06/2022		400.00	0.00	(3,796.00)	0.00	36,152.00	0.00	0.00	0.00

C R McLellan Super Fund

Market Movement Report

As at 30 June 2022

Investment	Date	Description	Unrealised				Realised			Total
			Units	Accounting Cost Movement	Market Movement	Depreciation	Balance	Consideration	Accounting Cost Base	
CGFPB.AX - Challenger Limited										
	01/07/2021	Opening Balance	300.00	0.00	0.00	0.00	31,356.00	0.00	0.00	0.00
	31/12/2021	Revaluation	0.00	0.00	(378.00)	0.00	30,978.00	0.00	0.00	0.00
	31/01/2022	Revaluation	0.00	0.00	27.00	0.00	31,005.00	0.00	0.00	0.00
	28/02/2022	Revaluation	0.00	0.00	(225.00)	0.00	30,780.00	0.00	0.00	0.00
	31/03/2022	Revaluation	0.00	0.00	(135.00)	0.00	30,645.00	0.00	0.00	0.00
	30/06/2022	Revaluation	0.00	0.00	(597.00)	0.00	30,048.00	0.00	0.00	0.00
	30/06/2022		300.00	0.00	(1,308.00)	0.00	30,048.00	0.00	0.00	0.00
COL.AX - Coles Group Limited.										
	01/07/2021	Opening Balance	746.00	0.00	0.00	0.00	12,749.14	0.00	0.00	0.00
	31/12/2021	Revaluation	0.00	0.00	708.70	0.00	13,457.84	0.00	0.00	0.00
	31/01/2022	Revaluation	0.00	0.00	(1,126.46)	0.00	12,331.38	0.00	0.00	0.00
	28/02/2022	Revaluation	0.00	0.00	716.16	0.00	13,047.54	0.00	0.00	0.00
	31/03/2022	Revaluation	0.00	0.00	350.62	0.00	13,398.16	0.00	0.00	0.00
	30/06/2022	Revaluation	0.00	0.00	(111.90)	0.00	13,286.26	0.00	0.00	0.00
	30/06/2022		746.00	0.00	537.12	0.00	13,286.26	0.00	0.00	0.00
IPL.AX - Incitec Pivot Limited										
	01/07/2021	Opening Balance	6,084.00	0.00	0.00	0.00	14,479.92	0.00	0.00	0.00
	31/12/2021	Revaluation	0.00	0.00	5,353.92	0.00	19,833.84	0.00	0.00	0.00
	31/01/2022	Revaluation	0.00	0.00	(60.84)	0.00	19,773.00	0.00	0.00	0.00
	28/02/2022	Revaluation	0.00	0.00	(1,216.80)	0.00	18,556.20	0.00	0.00	0.00
	31/03/2022	Revaluation	0.00	0.00	4,441.32	0.00	22,997.52	0.00	0.00	0.00
	30/06/2022	Revaluation	0.00	0.00	(2,859.48)	0.00	20,138.04	0.00	0.00	0.00
	30/06/2022		6,084.00	0.00	5,658.12	0.00	20,138.04	0.00	0.00	0.00
NAB.AX - National Australia Bank Limited										
	01/07/2021	Opening Balance	6,486.00	0.00	0.00	0.00	170,062.92	0.00	0.00	0.00
	31/12/2021	Revaluation	0.00	0.00	20,106.60	0.00	190,169.52	0.00	0.00	0.00
	31/01/2022	Revaluation	0.00	0.00	(10,831.62)	0.00	179,337.90	0.00	0.00	0.00
	28/02/2022	Revaluation	0.00	0.00	8,172.36	0.00	187,510.26	0.00	0.00	0.00
	31/03/2022	Revaluation	0.00	0.00	22,441.56	0.00	209,951.82	0.00	0.00	0.00
	30/06/2022	Revaluation	0.00	0.00	(32,300.28)	0.00	177,651.54	0.00	0.00	0.00
	30/06/2022		6,486.00	0.00	7,588.62	0.00	177,651.54	0.00	0.00	0.00

C R McLellan Super Fund

Market Movement Report

As at 30 June 2022

Investment	Date	Description	Unrealised				Realised			Total
			Units	Accounting Cost Movement	Market Movement	Depreciation	Balance	Consideration	Accounting Cost Base	
QBE.AXW - QBE Insurance Group Limited										
	01/07/2021	Opening Balance	643.00	0.00	0.00	0.00	6,937.97	0.00	0.00	0.00
	31/12/2021	Revaluation	0.00	0.00	450.10	0.00	7,388.07	0.00	0.00	0.00
	31/01/2022	Revaluation	0.00	0.00	(244.34)	0.00	7,143.73	0.00	0.00	0.00
	28/02/2022	Revaluation	0.00	0.00	430.81	0.00	7,574.54	0.00	0.00	0.00
	31/03/2022	Revaluation	0.00	0.00	(77.16)	0.00	7,497.38	0.00	0.00	0.00
	29/04/2022	Disposal	(643.00)	(13,363.69)	0.00	0.00	(5,866.31)	7,673.19	13,363.69	(5,690.50)
	29/04/2022	Writeback	0.00	0.00	5,866.31	0.00	0.00	0.00	0.00	0.00
	30/06/2022		0.00	(13,363.69)	6,425.72	0.00	0.00	7,673.19	13,363.69	(5,690.50)
RIO.AX - RIO Tinto Limited										
	01/07/2021	Opening Balance	220.00	0.00	0.00	0.00	27,860.80	0.00	0.00	0.00
	31/12/2021	Revaluation	0.00	0.00	(5,962.00)	0.00	21,898.80	0.00	0.00	0.00
	31/01/2022	Revaluation	0.00	0.00	3,128.40	0.00	25,027.20	0.00	0.00	0.00
	28/02/2022	Revaluation	0.00	0.00	171.60	0.00	25,198.80	0.00	0.00	0.00
	31/03/2022	Revaluation	0.00	0.00	521.40	0.00	25,720.20	0.00	0.00	0.00
	30/06/2022	Revaluation	0.00	0.00	(3,126.20)	0.00	22,594.00	0.00	0.00	0.00
	30/06/2022		220.00	0.00	(5,266.80)	0.00	22,594.00	0.00	0.00	0.00
S32.AX - South32 Limited										
	01/07/2021	Opening Balance	550.00	0.00	0.00	0.00	1,611.50	0.00	0.00	0.00
	31/12/2021	Revaluation	0.00	0.00	610.50	0.00	2,222.00	0.00	0.00	0.00
	31/01/2022	Revaluation	0.00	0.00	(99.00)	0.00	2,123.00	0.00	0.00	0.00
	28/02/2022	Revaluation	0.00	0.00	418.00	0.00	2,541.00	0.00	0.00	0.00
	31/03/2022	Revaluation	0.00	0.00	198.00	0.00	2,739.00	0.00	0.00	0.00
	30/06/2022	Revaluation	0.00	0.00	(572.00)	0.00	2,167.00	0.00	0.00	0.00
	30/06/2022		550.00	0.00	555.50	0.00	2,167.00	0.00	0.00	0.00
SCG.AX1 - Scentre Group										
	01/07/2021	Opening Balance	4,498.00	0.00	0.00	0.00	12,324.52	0.00	0.00	0.00
	31/12/2021	Revaluation	0.00	0.00	2,114.06	0.00	14,438.58	0.00	0.00	0.00
	31/01/2022	Revaluation	0.00	0.00	(1,484.34)	0.00	12,954.24	0.00	0.00	0.00
	28/02/2022	Revaluation	0.00	0.00	719.68	0.00	13,673.92	0.00	0.00	0.00
	31/03/2022	Revaluation	0.00	0.00	314.86	0.00	13,988.78	0.00	0.00	0.00
	30/06/2022	Revaluation	0.00	0.00	(2,338.96)	0.00	11,649.82	0.00	0.00	0.00
	30/06/2022		4,498.00	0.00	(674.70)	0.00	11,649.82	0.00	0.00	0.00

C R McLellan Super Fund

Market Movement Report

As at 30 June 2022

Investment	Date	Description	Unrealised				Realised			Total
			Units	Accounting Cost Movement	Market Movement	Depreciation	Balance	Consideration	Accounting Cost Base	
TLS.AX - Telstra Corporation Limited.										
	01/07/2021	Opening Balance	8,000.00	0.00	0.00	0.00	30,080.00	0.00	0.00	0.00
	31/12/2021	Revaluation	0.00	0.00	3,520.00	0.00	33,600.00	0.00	0.00	0.00
	31/01/2022	Revaluation	0.00	0.00	(1,920.00)	0.00	31,680.00	0.00	0.00	0.00
	28/02/2022	Revaluation	0.00	0.00	(160.00)	0.00	31,520.00	0.00	0.00	0.00
	31/03/2022	Revaluation	0.00	0.00	(320.00)	0.00	31,200.00	0.00	0.00	0.00
	30/06/2022	Revaluation	0.00	0.00	(400.00)	0.00	30,800.00	0.00	0.00	0.00
	30/06/2022		8,000.00	0.00	720.00	0.00	30,800.00	0.00	0.00	0.00
VAN0002AU - Vanguard Australian Shares Index Fund										
	01/07/2021	Opening Balance	49,696.54	0.00	0.00	0.00	129,990.54	0.00	0.00	0.00
	01/07/2021	Purchase	292.71	766.03	0.00	0.00	130,756.57	0.00	0.00	0.00
	01/10/2021	Purchase	744.14	1,954.72	0.00	0.00	132,711.29	0.00	0.00	0.00
	31/12/2021	Revaluation	0.00	0.00	4,383.93	0.00	137,095.22	0.00	0.00	0.00
	01/01/2022	Purchase	366.07	975.60	0.00	0.00	138,070.82	0.00	0.00	0.00
	31/01/2022	Revaluation	0.00	0.00	(10,242.45)	0.00	127,828.37	0.00	0.00	0.00
	28/02/2022	Revaluation	0.00	0.00	1,321.93	0.00	129,150.30	0.00	0.00	0.00
	31/03/2022	Revaluation	0.00	0.00	9,029.86	0.00	138,180.16	0.00	0.00	0.00
	01/04/2022	Purchase	1,095.73	2,917.47	0.00	0.00	141,097.63	0.00	0.00	0.00
	30/06/2022	Revaluation	0.00	0.00	(19,174.89)	0.00	121,922.74	0.00	0.00	0.00
	30/06/2022		52,195.19	6,613.82	(14,681.62)	0.00	121,922.74	0.00	0.00	0.00
WBC.AX - Westpac Banking Corporation										
	01/07/2021	Opening Balance	3,872.00	0.00	0.00	0.00	99,936.32	0.00	0.00	0.00
	31/12/2021	Revaluation	0.00	0.00	(16,688.32)	0.00	83,248.00	0.00	0.00	0.00
	31/01/2022	Revaluation	0.00	0.00	(3,368.64)	0.00	79,879.36	0.00	0.00	0.00
	28/02/2022	Revaluation	0.00	0.00	8,518.40	0.00	88,397.76	0.00	0.00	0.00
	31/03/2022	Revaluation	0.00	0.00	6,504.96	0.00	94,902.72	0.00	0.00	0.00
	27/04/2022	Purchase	310.00	7,445.15	0.00	0.00	102,347.87	0.00	0.00	0.00
	30/06/2022	Revaluation	0.00	0.00	(20,798.87)	0.00	81,549.00	0.00	0.00	0.00
	30/06/2022		4,182.00	7,445.15	(25,832.47)	0.00	81,549.00	0.00	0.00	0.00
WDS.AX - Woodside Energy Group Ltd										
	01/06/2022	Purchase	135.00	4,017.60	0.00	0.00	4,017.60	0.00	0.00	0.00
	30/06/2022	Revaluation	0.00	0.00	280.80	0.00	4,298.40	0.00	0.00	0.00
	30/06/2022		135.00	4,017.60	280.80	0.00	4,298.40	0.00	0.00	0.00

C R McLellan Super Fund
Market Movement Report

As at 30 June 2022

Investment	Date	Description	Unrealised				Realised			Total
			Units	Accounting Cost Movement	Market Movement	Depreciation	Balance	Consideration	Accounting Cost Base	
WES.AX - Wesfarmers Limited										
	01/07/2021	Opening Balance	746.00	0.00	0.00	0.00	44,088.60	0.00	0.00	0.00
	02/12/2021	Return Of Capital	0.00	(1,492.00)	0.00	0.00	42,596.60			
	31/12/2021	Revaluation	0.00	0.00	731.08	0.00	43,327.68	0.00	0.00	0.00
	31/01/2022	Revaluation	0.00	0.00	(5,475.64)	0.00	37,852.04	0.00	0.00	0.00
	28/02/2022	Revaluation	0.00	0.00	(3,610.64)	0.00	34,241.40	0.00	0.00	0.00
	31/03/2022	Revaluation	0.00	0.00	2,439.42	0.00	36,680.82	0.00	0.00	0.00
	30/06/2022	Revaluation	0.00	0.00	(5,415.96)	0.00	31,264.86	0.00	0.00	0.00
	30/06/2022		746.00	(1,492.00)	(11,331.74)	0.00	31,264.86	0.00	0.00	0.00
Total Market Movement					(69,023.48)				(5,690.50)	(74,713.98)

C R McLellan Super Fund

Capital Gains Reconciliation Report

For The Period 01 July 2021 - 30 June 2022

	Total	Discounted	Indexed	Other	Notional
Losses available to offset					
Carried forward from prior losses	2,078.00				
Carried forward from prior losses - Collectables	0.00				
Current year capital losses	0.00				
Current year capital losses - Collectables	0.00				
Total Losses Available	2,078.00				
Total Losses Available - Collectables	0.00				
Capital Gains					
Capital gains from disposal of assets	0.00	0.00	0.00	0.00	0.00
Capital gains from disposal of assets - Collectables	0.00	0.00	0.00	0.00	0.00
Capital gains from trust distributions	0.00	0.00	0.00	0.00	0.00
Capital Gains Before Losses applied	0.00	0.00	0.00	0.00	0.00
Losses and discount applied					
Losses applied	0.00	0.00	0.00	0.00	0.00
Losses applied - Collectables	0.00	0.00	0.00	0.00	0.00
Capital gains after losses applied	0.00	0.00	0.00	0.00	0.00
Capital gains after losses applied - Collectables	0.00	0.00	0.00	0.00	0.00
CGT Discount applied	0.00				
CGT Discount applied - Collectables	0.00				

C R McLellan Super Fund

Capital Gains Reconciliation Report

For The Period 01 July 2021 - 30 June 2022

	Total	Discounted	Indexed	Other	Notional
Net Capital Gain					
Net capital gain	0.00				
Net capital gain - Collectables	0.00				
Total Net Capital Gain (11A)	0.00				
Net Capital Losses Carried Forward to later income					
Net Capital Losses Carried Forward to later income years	2,078.00				
Net Capital Losses Carried Forward to later income years - Collectables	0.00				
Total Net Capital Losses Carried Forward to later income years (14V)	2,078.00				

Note

Refer to Realised Gains Report for details of Disposals at a Security level

Refer to Distribution Reconciliation Report for Trust Distribution details at a Security level

C R McLellan Super Fund

Realised Capital Gains Report

For The Period 01 July 2021 - 30 June 2022

Investment		Accounting Treatment				Tax Treatment						
Purchase Contract Date	Disposal Contract Date	Units	Cost	Proceeds	Accounting Profit/(Loss)	Adjusted Cost Base	Reduced Cost Base	Indexed Cost Base	Indexed Gains	Discounted Gains (Gross)	Other Gains	Capital Loss
Shares in Listed Companies (Australian)												
QBE.AXW - QBE Insurance Group Limited												
23/09/2013	26/04/2022	8.00	127.00	95.47	(31.53)	127.00	127.00	0.00	0.00	0.00	0.00	(31.53)
28/03/2013	26/04/2022	5.00	63.00	59.67	(3.33)	63.00	63.00	0.00	0.00	0.00	0.00	(3.33)
24/09/2012	26/04/2022	19.00	244.40	226.74	(17.66)	244.40	244.40	0.00	0.00	0.00	0.00	(17.66)
30/03/2012	26/04/2022	12.00	149.75	143.20	(6.55)	149.75	149.75	0.00	0.00	0.00	0.00	(6.55)
23/09/2011	26/04/2022	27.00	354.64	322.20	(32.44)	354.64	354.64	0.00	0.00	0.00	0.00	(32.44)
11/04/2011	26/04/2022	22.00	363.00	262.54	(100.46)	363.00	363.00	0.00	0.00	0.00	0.00	(100.46)
22/09/2010	26/04/2022	20.00	328.60	238.67	(89.93)	328.60	328.60	0.00	0.00	0.00	0.00	(89.93)
30/03/2010	26/04/2022	16.00	339.24	190.93	(148.31)	339.24	339.24	0.00	0.00	0.00	0.00	(148.31)
22/09/2009	26/04/2022	14.00	310.00	167.07	(142.93)	310.00	310.00	0.00	0.00	0.00	0.00	(142.93)
07/05/2009	26/04/2022	500.00	11,084.06	5,966.71	(5,117.35)	11,084.06	11,084.06	0.00	0.00	0.00	0.00	(5,117.35)
		643.00	13,363.69	7,673.20	(5,690.49)	13,363.69	13,363.69	0.00	0.00	0.00	0.00	(5,690.49)
		643.00	13,363.69	7,673.20	(5,690.49)	13,363.69	13,363.69	0.00	0.00	0.00	0.00	(5,690.49)
Units in Unlisted Unit Trusts (Australian)												
VAN0002AU - Vanguard Australian Shares Index Fund												
		0.00	0.00	0.00	0.00	0.00	0.00	0.00	0.00	3,624.88	0.00	0.00
		0.00	0.00	0.00	0.00	0.00	0.00	0.00	0.00	3,624.88	0.00	0.00
		0.00	0.00	0.00	0.00	0.00	0.00	0.00	0.00	3,624.88	0.00	0.00
		643.00	13,363.69	7,673.20	(5,690.49)	13,363.69	13,363.69	0.00	0.00	3,624.88	0.00	(5,690.49)



SELL

Address - Locked Bag 22 Australia Square NSW 1215
 Telephone - 13 15 19
 Facsimile - 1300 131 519
 Email - shares@commsec.com.au
 Internet - commsec.com.au

TAX INVOICE

ORIGINAL CONFIRMATION

Please retain for taxation purposes

Trading, Clearing and Settlement of this transaction is undertaken by
 Commonwealth Securities Limited.

Mr Clive Ronald McLellan + Mrs Rosemary Anne McLellan
<C R McLellan Super Fund A/C>
22 CARY STREET
BAULKHAM HILLS NSW 2153

WE HAVE SOLD THE FOLLOWING SECURITIES FOR YOU

COMPANY	QBE INSURANCE GROUP LIMITED	QBE
SECURITY	ORDINARY FULLY PAID	

DATE:	26/04/2022	UNITS AT PRICE	
AS AT DATE:	26/04/2022		
CONFIRMATION NO:	132575577	643	11.980000
ORDER NO:	N164847558		
ACCOUNT NO:	4264122	AVERAGE PRICE: 11.980000	
TOTAL UNITS:	643		

CONSIDERATION (AUD):	\$7,703.14	PID 1402 HIN 51706048
BROKERAGE & COSTS INCL GST:	\$29.95	ORDER COMPLETED

(may include printed confirmation postal fee)

APPLICATION MONEY: **\$0.00**

NET PROCEEDS: **\$7,673.19**

TOTAL GST: **\$2.72**

SETTLEMENT DATE: **28/04/2022**

**PAYMENT METHOD - DIRECT CREDIT TO NOMINATED
 SETTLEMENT A/C ON SETTLEMENT DAY. FUNDS
 AVAILABLE FOLLOWING DAY.**

CONTRACT COMMENTS:

52933037 0296398646

158

If not already provided, Security Document and/or Holder Information to be provided by 28/04/2022

1. This Confirmation Contract Note is issued by Commonwealth Securities Limited and is issued subject to:

(a) The current General Conditions of Trade of Commonwealth Securities Limited ("CommSec");

(b) Directions, decisions and requirements of the Market Operators, the ASIC Market Integrity Rules, the Market Operating Rules, the Clearing Rules and where relevant, the Settlement Rules, the customs and usages of the Market Operators, and the correction of any errors and/or omissions. Under the Rules of ASIC and the Market Operators, CommSec is required to act consistently with a fair and orderly market. CommSec or the Market Operators are entitled to cancel a trade without further reference to you as permitted by the current General Conditions of Trade and the Market Operating Rules.

2. Credits from sales of securities are not available until the settlement date and all documents and security holder information have been delivered to Commonwealth Securities Limited and verified through CHES Settlement Facility, if a CHES Participant Sponsored Holding security has been sold. Subject to the relevant Terms and Conditions, the proceeds of your sale will be paid to you in accordance with your standing instructions on the settlement date, unless otherwise agreed.

If you request a Confirmation Contract Note to be sent to you by post, a \$1.95 fee will be charged in addition to brokerage.

Commonwealth Securities Limited ABN 60 067 254 399, AFSL 238814 is a wholly owned, but non-guaranteed subsidiary of the Commonwealth Bank of Australia ABN 48 123 123 124 and a Participant of the ASX Group and Chi-X Australia.

Your order may have been executed as multiple market transactions across multiple trade execution venues in accordance with our Best Execution policy. This Confirmation specifies the volume weighted average price for those market transactions.



BUY

Address - Locked Bag 22 Australia Square NSW 1215
Telephone - 13 15 19
Facsimile - 1300 131 519
Email - shares@commsec.com.au
Internet - commsec.com.au

TAX INVOICE

ORIGINAL CONFIRMATION

Please retain for taxation purposes

Trading, Clearing and Settlement of this transaction is undertaken by
Commonwealth Securities Limited.

Mr Clive Ronald McLellan + Mrs Rosemary Anne McLellan
<C R McLellan Super Fund A/C>
22 CARY STREET
BAULKHAM HILLS NSW 2153

WE HAVE BOUGHT THE FOLLOWING SECURITIES FOR YOU

COMPANY: TELSTRA CORPORATION LIMITED.

SECURITY: ORDINARY FULLY PAID

TLS

DATE: 29/06/2020

AS AT DATE: 29/06/2020

CONFIRMATION NO: 102194608

ORDER NO: N123954067

ACCOUNT NO: 4264122

TOTAL UNITS: 2,000

CONSIDERATION (AUD): \$6,280.00

BROKERAGE & COSTS INCL GST: \$29.95

(may include printed confirmation postal fee)

APPLICATION MONEY: \$0.00

TOTAL COST: \$6,309.95

TOTAL GST: \$2.72

SETTLEMENT DATE: 01/07/2020

**PAYMENT METHOD - DIRECT DEBIT OF CLEARED
FUNDS FROM NOMINATED BANK A/C ON
SETTLEMENT DATE.**

UNITS AT PRICE

2,000 3.140000

AVERAGE PRICE: 3.140000

PID 1402 HIN 51706048

ORDER COMPLETED

CONTRACT COMMENTS:

52933037 0296398646

158

1. This Confirmation Contract Note is issued by Commonwealth Securities Limited and is issued subject to:

(a) The current General Conditions of Trade of Commonwealth Securities Limited ("CommSec");

(b) Directions, decisions and requirements of the Market Operators, the ASIC Market Integrity Rules, the Market Operating Rules, the Clearing Rules and where relevant, the Settlement Rules, the customs and usages of the Market Operators, and the correction of any errors and/or omissions. Under the Rules of ASIC and the Market Operators, CommSec is required to act consistently with a fair and orderly market. CommSec or the Market Operators are entitled to cancel a trade without further reference to you as permitted by the current General Conditions of Trade and the Market Operating Rules.

If you request a Confirmation Contract Note to be sent to you by post, a \$1.95 fee will be charged in addition to brokerage.

Commonwealth Securities Limited ABN 60 067 254 399, AFSL 238814 is a wholly owned, but non-guaranteed subsidiary of the Commonwealth Bank of Australia ABN 48 123 123 124 and a Participant of the ASX Group and Chi-X Australia.

Your order may have been executed as multiple market transactions across multiple trade execution venues in accordance with our Best Execution policy. This Confirmation specifies the volume weighted average price for those market transactions.



BUY

Address - Locked Bag 22 Australia Square NSW 1215
Telephone - 13 15 19
Facsimile - 1300 131 519
Email - shares@commsec.com.au
Internet - commsec.com.au

TAX INVOICE

ORIGINAL CONFIRMATION

Please retain for taxation purposes

Trading, Clearing and Settlement of this transaction is undertaken by
Commonwealth Securities Limited.

Mr Clive Ronald McLellan + Mrs Rosemary Anne McLellan
<C R McLellan Super Fund A/C>
22 CARY STREET
BAULKHAM HILLS NSW 2153

WE HAVE BOUGHT THE FOLLOWING SECURITIES FOR YOU

COMPANY: WESTPAC BANKING CORPORATION

WBC

SECURITY: ORDINARY FULLY PAID

DATE: 26/04/2022
AS AT DATE: 26/04/2022
CONFIRMATION NO: 132575748
ORDER NO: N164847795
ACCOUNT NO: 4264122
TOTAL UNITS: 310
CONSIDERATION (AUD): \$7,415.20
BROKERAGE & COSTS INCL GST: \$29.95
(may include printed confirmation postal fee)
APPLICATION MONEY: \$0.00
TOTAL COST: \$7,445.15
TOTAL GST: \$2.72
SETTLEMENT DATE: 28/04/2022

UNITS AT PRICE

310 23.920000

AVERAGE PRICE: 23.920000

PID 1402 HIN 51706048

ORDER COMPLETED

CONTRACT COMMENTS:

52933037 0296398646

158

**PAYMENT METHOD - DIRECT DEBIT OF CLEARED
FUNDS FROM NOMINATED BANK A/C ON
SETTLEMENT DATE.**

1. This Confirmation Contract Note is issued by Commonwealth Securities Limited and is issued subject to:

(a) The current General Conditions of Trade of Commonwealth Securities Limited ("CommSec");

(b) Directions, decisions and requirements of the Market Operators, the ASIC Market Integrity Rules, the Market Operating Rules, the Clearing Rules and where relevant, the Settlement Rules, the customs and usages of the Market Operators, and the correction of any errors and/or omissions. Under the Rules of ASIC and the Market Operators, CommSec is required to act consistently with a fair and orderly market. CommSec or the Market Operators are entitled to cancel a trade without further reference to you as permitted by the current General Conditions of Trade and the Market Operating Rules.

If you request a Confirmation Contract Note to be sent to you by post, a \$1.95 fee will be charged in addition to brokerage.

Commonwealth Securities Limited ABN 60 067 254 399, AFSL 238814 is a wholly owned, but non-guaranteed subsidiary of the Commonwealth Bank of Australia ABN 48 123 123 124 and a Participant of the ASX Group and Chi-X Australia.

Your order may have been executed as multiple market transactions across multiple trade execution venues in accordance with our Best Execution policy. This Confirmation specifies the volume weighted average price for those market transactions.

25000 - Interest Received

2022 Financial Year

Preparer Mc Ren Sotto

Reviewer Steven Lee

Status Completed

Account Code	Description	CY Balance	LY Balance	Change
CUS02219197	Qantas Staff Credit Union Qsaver	(\$476.52)	(\$441.66)	7.89%
PIB002509000	RaboPlus 2509000		(\$55.11)	100%
TOTAL		CY Balance	LY Balance	
		(\$476.52)	(\$496.77)	

Supporting Documents

- Interest Reconciliation Report [Report](#)

Standard Checklist

- Attach Interest Reconciliation Report
- Ensure all interest has been recorded from Bank Statements
- Review Statements to ensure all TFN withheld has been input

C R McLellan Super Fund
Interest Reconciliation Report

For The Period 01 July 2021 - 30 June 2022

Date	Payment Amount	Gross Interest	TFN Withheld	Foreign Income	Foreign Credits
Bank Accounts					
CUS02219197 Qantas Staff Credit Union Qsaver					
31/07/2021	37.78	37.78			
31/08/2021	32.40	32.40			
30/09/2021	31.37	31.37			
31/10/2021	34.39	34.39			
30/11/2021	33.34	33.34			
31/12/2021	37.15	37.15			
31/01/2022	39.28	39.28			
28/02/2022	38.58	38.58			
31/03/2022	43.23	43.23			
30/04/2022	40.79	40.79			
31/05/2022	49.94	49.94			
30/06/2022	58.27	58.27			
	476.52	476.52			
	476.52	476.52			
TOTAL	476.52	476.52			

Tax Return Reconciliation

	Totals	Tax Return Label
Gross Interest	476.52	11C

30100 - Accountancy Fees

2022 Financial Year

Preparer Mc Ren Sotto

Reviewer Steven Lee

Status Completed

Account Code	Description	CY Balance	LY Balance	Change
30100	Accountancy Fees	\$900.00	\$970.00	(7.22)%
TOTAL		CY Balance	LY Balance	
		\$900.00	\$970.00	

Supporting Documents

- General Ledger [Report](#)
- INV-0335.pdf

Standard Checklist

- Attach all source documentation
- Ensure all Transactions have been entered

C R McLellan Super Fund

General Ledger

As at 30 June 2022

Transaction Date	Description	Units	Debit	Credit	Balance \$
Accountancy Fees (30100)					
<u>Accountancy Fees (30100)</u>					
18/01/2022	Payment to 062-099 10417929 Superhel Osko Payment To Superhelp Australia Pty Ltd Account 10417929 CB NET#52291871		900.00		900.00 DR
			900.00		900.00 DR

Total Debits: 900.00

Total Credits: 0.00



TAX INVOICE

CR McLellan Super Fund

Invoice Date
11 Jan 2022

Invoice Number
INV-0335

ABN
60 061 126 663

SuperHelp Australia
PTY LTD
PO Box 1906
MACQUARIE
CENTRE NSW 2113
AUSTRALIA

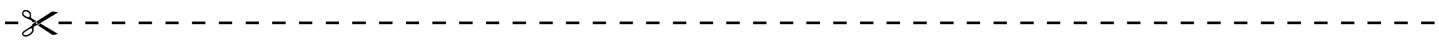
Item	Description	Quantity	Unit Price	GST	Amount AUD
EOY	SMSF Annual Administration	1.00	1,100.00	10%	1,100.00
ADD INV	Additional Investments	8.00	25.00	10%	200.00
PENSIO NADMIN	Pension Administration	1.00	150.00	10%	150.00
DEPO	Deposit	1.00	(550.00)	10%	(550.00)
INCLUDES GST 10%					81.82
TOTAL AUD					900.00
Less Amount Paid					900.00
AMOUNT DUE AUD					0.00

Due Date: 25 Jan 2022

Please pay the balance of our fees by direct credit into our bank account.

OUR BANK DETAILS (Use your name or your SMSF name as the reference):

Account Name: Superhelp Australia Pty Ltd
Bank: Commonwealth Bank
BSB: 06 2099
Account Number: 1041 7929



PAYMENT ADVICE

To: SuperHelp Australia PTY LTD
PO Box 1906
MACQUARIE CENTRE NSW 2113
AUSTRALIA

Customer CR McLellan Super Fund
Invoice Number INV-0335

Amount Due **0.00**
Due Date 25 Jan 2022

Amount Enclosed

Enter the amount you are paying above

30400 - ATO Supervisory Levy

2022 Financial Year

Preparer Mc Ren Sotto

Reviewer Steven Lee

Status Completed

Account Code	Description	CY Balance	LY Balance	Change
30400	ATO Supervisory Levy	\$259.00	\$259.00	0%
TOTAL		CY Balance	LY Balance	
		\$259.00	\$259.00	

Supporting Documents

○ General Ledger [Report](#)

Standard Checklist

- Attach all source documentation
- Ensure all Transactions have been entered

C R McLellan Super Fund

General Ledger

As at 30 June 2022

Transaction Date	Description	Units	Debit	Credit	Balance \$
ATO Supervisory Levy (30400)					
<u>ATO Supervisory Levy (30400)</u>					
31/01/2022	Direct Credit ATO - ATO001100015550776 - 7199719		259.00		259.00 DR
			259.00		259.00 DR

Total Debits: 259.00

Total Credits: 0.00

30700 - Auditor's Remuneration

2022 Financial Year

Preparer Mc Ren Sotto

Reviewer Steven Lee

Status Completed

Account Code	Description	CY Balance	LY Balance	Change
30700	Auditor's Remuneration	\$550.00	\$450.00	22.22%
TOTAL		CY Balance	LY Balance	
		\$550.00	\$450.00	

Supporting Documents

- General Ledger [Report](#)

Standard Checklist

- Attach all source documentation
- Ensure all Transactions have been entered

C R McLellan Super Fund

General Ledger

As at 30 June 2022

Transaction Date	Description	Units	Debit	Credit	Balance \$
Auditor's Remuneration (30700)					
Auditor's Remuneration (30700)					
07/10/2021	Internet Ext Transfer Ext TFR - NET #900187817 to 10417929 Superhelp Australia Pty Ltd CBA - 48 Martin Place Sydney		550.00		550.00 DR
			550.00		550.00 DR

Total Debits: 550.00

Total Credits: 0.00

41600 - Pensions Paid

2022 Financial Year

Preparer Mc Ren Sotto

Reviewer Steven Lee

Status Completed

Account Code	Description	CY Balance	LY Balance	Change
MCLCLI00001P	(Pensions Paid) Mclellan, Clive Ronald - Pension (Pension)	\$25,920.00	\$19,640.00	31.98%
MCLCLI00002P	(Pensions Paid) Mclellan, Clive Ronald - Pension (Pension)	\$140.00	\$110.00	27.27%
MCLCLI00003P	(Pensions Paid) Mclellan, Clive Ronald - Pension (Pension)	\$40.00	\$30.00	33.33%
TOTAL		CY Balance	LY Balance	
		\$26,100.00	\$19,780.00	

Supporting Documents

- Pension Summary Report [Report](#)
- Pension_Calc.pdf

Standard Checklist

- Attach copy of Pension Summary Report
- Ensure Member(s) have been advised of pension for coming year
- Ensure Minimum Pension has been paid for each account

C R McLellan Super Fund

Pension Summary

As at 30 June 2022

Member Name : McLellan, Clive Ronald

Member Age : 77* (Date of Birth : Provided)

Member Code	Pension Type	Pension Start Date	Tax Free	Min / PF	Minimum	Maximum	Gross Pension Payments	PAYG	Net Pension Payment	Amount to reach Minimum
MCLCLI0001P	Account Based Pension	04/07/2009	42.94%	3.00%	\$25,910.00*	N/A	\$25,920.00	\$0.00	\$25,920.00	NIL

*COVID-19 50% reduction has been applied to the minimum pension amount.

MCLCLI0002P	Account Based Pension	01/07/2010	83.33%	3.00%	\$140.00*	N/A	\$140.00	\$0.00	\$140.00	\$0.00
-------------	-----------------------	------------	--------	-------	-----------	-----	----------	--------	----------	--------

*COVID-19 50% reduction has been applied to the minimum pension amount.

MCLCLI0003P	Account Based Pension	07/09/2010	86.98%	3.00%	\$40.00*	N/A	\$40.00	\$0.00	\$40.00	\$0.00
-------------	-----------------------	------------	--------	-------	----------	-----	---------	--------	---------	--------

*COVID-19 50% reduction has been applied to the minimum pension amount.

					\$26,090.00	\$0.00	\$26,100.00	\$0.00	\$26,100.00	\$0.00
--	--	--	--	--	--------------------	---------------	--------------------	---------------	--------------------	---------------

Total :

					\$26,090.00	\$0.00	\$26,100.00	\$0.00	\$26,100.00	\$0.00
--	--	--	--	--	--------------------	---------------	--------------------	---------------	--------------------	---------------

*Age as at 01/07/2021 or pension start date for new pensions.



SuperHelp Australia Pty Ltd

ABN 60 061 126 663

P O Box 454

Burwood, NSW 1805

Phone: 1 300 736 453

Fax: (02) 8456 5904

Website: www.superhelp.com.au

Date: 31 August 2022

Dear Sir/Madam,

**Re: Pension Requirements for Pension Member(s) for
C R McLellan Super Fund**

Please find attached your pension requirement(s) for the 2022-2023 financial year.

Please ensure that the pension for the 2022-2023 income year fits within these Minimum and Maximum levels. Please note that any pensions that would have been commenced during the 2022-2023 income year are not included in the calculations.

Sincerely Yours,

Superhelp Australia Pty Ltd

C R McLellan Super Fund
Yearly Projected Pension Calculation Report

As at 01 July 2022

Member Name	Member Code	Pension Type	Pension Start/ Conversion Date	Age (as at 01/07/2022)	Opening Balance	Minimum Amount *	Maximum Amount	Tax Free %	Min Tax Free Payments	Min Taxable Payments
McLellan, Clive Ronald	MCLCLI00001P	Account Based Pension	04/07/2009	78	826,660.28	24,800.00	N/A	42.94	10,649.12	14,150.88
McLellan, Clive Ronald	MCLCLI00002P	Account Based Pension	01/07/2010	78	4,587.94	140.00	N/A	83.33	116.66	23.34
McLellan, Clive Ronald	MCLCLI00003P	Account Based Pension	07/09/2010	78	1,427.48	40.00	N/A	86.98	34.79	5.21
					832,675.70	24,980.00			10,800.57	14,179.43
					832,675.70	24,980.00			10,800.57	14,179.43

* COVID-19 50% reduction has been applied to the minimum pension amount

48500 - Income Tax Expense

2022 Financial Year

Preparer Mc Ren Sotto

Reviewer Steven Lee

Status Completed

Account Code	Description	CY Balance	LY Balance	Change
48500	Income Tax Expense	(\$17,873.87)	(\$9,051.59)	97.47%
TOTAL		CY Balance	LY Balance	
		(\$17,873.87)	(\$9,051.59)	

Supporting Documents

No supporting documents

49000 - Profit/Loss Allocation Account

2022 Financial Year

Preparer Mc Ren Sotto

Reviewer Steven Lee

Status Completed

Account Code	Description	CY Balance	LY Balance	Change
49000	Profit/Loss Allocation Account	(\$37,427.93)	\$210,702.81	(117.76)%
TOTAL		CY Balance	LY Balance	
		(\$37,427.93)	\$210,702.81	

Supporting Documents

No supporting documents

50000 - Members

2022 Financial Year

Preparer Mc Ren Sotto

Reviewer Steven Lee

Status Completed

Account Code	Description	Opening Balance	Contribution Income	Earnings	Member Payments	Tax & Fees	Closing Balance	Change
MCLCLI00001P	McLellan, Clive Ronald - Pension (Pension)	(\$863,826.65)		\$11,246.37	\$25,920.00		(\$826,660.28)	(4.3)%
MCLCLI00002P	McLellan, Clive Ronald - Pension (Pension)	(\$4,790.24)		\$62.30	\$140.00		(\$4,587.94)	(4.22)%
MCLCLI00003P	McLellan, Clive Ronald - Pension (Pension)	(\$1,486.74)		\$19.26	\$40.00		(\$1,427.48)	(3.99)%
TOTAL		Opening Balance	Contribution Income	Earnings	Member Payments	Tax & Fees	Closing Balance	
		(\$870,103.63)		\$11,327.93	\$26,100.00		(\$832,675.70)	

Supporting Documents

- Members Summary [Report](#)
- Members Statements [Report](#)

Standard Checklist

Attach copies of Members Statements

C R McLellan Super Fund

Members Statement

Clive Ronald McLellan
 22 Cary Street
 Baulkham Hill, New South Wales, 2153, Australia

Your Details

Date of Birth : Provided
 Age: 78
 Tax File Number: Provided
 Date Joined Fund: 12/03/2009
 Service Period Start Date: 12/03/2009
 Date Left Fund:
 Member Code: MCLCLI00001P
 Account Start Date: 04/07/2009
 Account Phase: Retirement Phase
 Account Description: Pension

Nominated Beneficiaries: N/A
 Nomination Type: N/A
 Vested Benefits: 826,660.28
 Total Death Benefit: 826,660.28
 Current Salary: 0.00
 Previous Salary: 0.00
 Disability Benefit: 0.00

Your Balance

Total Benefits 826,660.28

Preservation Components

Preserved
 Unrestricted Non Preserved 826,660.28
 Restricted Non Preserved

Tax Components

Tax Free (42.94%) 354,976.83
 Taxable 471,683.45

Your Detailed Account Summary

	This Year
Opening balance at 01/07/2021	863,826.65
<u>Increases to Member account during the period</u>	
Employer Contributions	
Personal Contributions (Concessional)	
Personal Contributions (Non Concessional)	
Government Co-Contributions	
Other Contributions	
Proceeds of Insurance Policies	
Transfers In	
Net Earnings	(11,246.37)
Internal Transfer In	
<u>Decreases to Member account during the period</u>	
Pensions Paid	25,920.00
Contributions Tax	
Income Tax	
No TFN Excess Contributions Tax	
Excess Contributions Tax	
Refund Excess Contributions	
Division 293 Tax	
Insurance Policy Premiums Paid	
Management Fees	
Member Expenses	
Benefits Paid/Transfers Out	
Superannuation Surcharge Tax	
Internal Transfer Out	
Closing balance at 30/06/2022	826,660.28

C R McLellan Super Fund

Members Statement

Trustee's Disclaimer

This statement has been prepared by the Trustee for the member whose name appears at the top of this statement. Every effort has been made by the Trustee to ensure the accuracy and completeness of this Statement. The Trustee does not accept any liability for any error, omission or misprint. All amounts shown in relation to benefits do not take into account any amounts which may be withheld to satisfy the requirements imposed by the Income Tax Assessment Act 1936.

Signed by all the trustees of the fund

Clive Ronald Mclellan
Trustee

Rosemary Anne Mclellan
Trustee

C R McLellan Super Fund

Members Statement

Clive Ronald Mclellan
 22 Cary Street
 Baulkham Hill, New South Wales, 2153, Australia

Your Details

Date of Birth :	Provided	Nominated Beneficiaries:	N/A
Age:	78	Nomination Type:	N/A
Tax File Number:	Provided	Vested Benefits:	4,587.94
Date Joined Fund:	12/03/2009	Total Death Benefit:	4,587.94
Service Period Start Date:	12/03/2009	Current Salary:	0.00
Date Left Fund:		Previous Salary:	0.00
Member Code:	MCLCLI00002P	Disability Benefit:	0.00
Account Start Date:	01/07/2010		
Account Phase:	Retirement Phase		
Account Description:	Pension		

Your Balance

Total Benefits	4,587.94
<u>Preservation Components</u>	
Preserved	(190.00)
Unrestricted Non Preserved	4,777.94
Restricted Non Preserved	
<u>Tax Components</u>	
Tax Free (83.33%)	3,823.07
Taxable	764.87

Your Detailed Account Summary

	This Year
Opening balance at 01/07/2021	4,790.24
<u>Increases to Member account during the period</u>	
Employer Contributions	
Personal Contributions (Concessional)	
Personal Contributions (Non Concessional)	
Government Co-Contributions	
Other Contributions	
Proceeds of Insurance Policies	
Transfers In	
Net Earnings	(62.30)
Internal Transfer In	
<u>Decreases to Member account during the period</u>	
Pensions Paid	140.00
Contributions Tax	
Income Tax	
No TFN Excess Contributions Tax	
Excess Contributions Tax	
Refund Excess Contributions	
Division 293 Tax	
Insurance Policy Premiums Paid	
Management Fees	
Member Expenses	
Benefits Paid/Transfers Out	
Superannuation Surcharge Tax	
Internal Transfer Out	
Closing balance at 30/06/2022	4,587.94

C R McLellan Super Fund

Members Statement

Trustee's Disclaimer

This statement has been prepared by the Trustee for the member whose name appears at the top of this statement. Every effort has been made by the Trustee to ensure the accuracy and completeness of this Statement. The Trustee does not accept any liability for any error, omission or misprint. All amounts shown in relation to benefits do not take into account any amounts which may be withheld to satisfy the requirements imposed by the Income Tax Assessment Act 1936.

Signed by all the trustees of the fund

Clive Ronald Mclellan
Trustee

Rosemary Anne Mclellan
Trustee

C R McLellan Super Fund

Members Statement

Clive Ronald McLellan
 22 Cary Street
 Baulkham Hill, New South Wales, 2153, Australia

Your Details

Date of Birth :	Provided	Nominated Beneficiaries:	N/A
Age:	78	Nomination Type:	N/A
Tax File Number:	Provided	Vested Benefits:	1,427.48
Date Joined Fund:	12/03/2009	Total Death Benefit:	1,427.48
Service Period Start Date:	12/03/2009	Current Salary:	0.00
Date Left Fund:		Previous Salary:	0.00
Member Code:	MCLCLI00003P	Disability Benefit:	0.00
Account Start Date:	07/09/2010		
Account Phase:	Retirement Phase		
Account Description:	Pension		

Your Balance

Total Benefits	1,427.48
<u>Preservation Components</u>	
Preserved	
Unrestricted Non Preserved	1,427.48
Restricted Non Preserved	
<u>Tax Components</u>	
Tax Free (86.98%)	1,241.63
Taxable	185.85

Your Detailed Account Summary

	This Year
Opening balance at 01/07/2021	1,486.74
<u>Increases to Member account during the period</u>	
Employer Contributions	
Personal Contributions (Concessional)	
Personal Contributions (Non Concessional)	
Government Co-Contributions	
Other Contributions	
Proceeds of Insurance Policies	
Transfers In	
Net Earnings	(19.26)
Internal Transfer In	
<u>Decreases to Member account during the period</u>	
Pensions Paid	40.00
Contributions Tax	
Income Tax	
No TFN Excess Contributions Tax	
Excess Contributions Tax	
Refund Excess Contributions	
Division 293 Tax	
Insurance Policy Premiums Paid	
Management Fees	
Member Expenses	
Benefits Paid/Transfers Out	
Superannuation Surcharge Tax	
Internal Transfer Out	
Closing balance at 30/06/2022	1,427.48

C R McLellan Super Fund

Members Statement

Trustee's Disclaimer

This statement has been prepared by the Trustee for the member whose name appears at the top of this statement. Every effort has been made by the Trustee to ensure the accuracy and completeness of this Statement. The Trustee does not accept any liability for any error, omission or misprint. All amounts shown in relation to benefits do not take into account any amounts which may be withheld to satisfy the requirements imposed by the Income Tax Assessment Act 1936.

Signed by all the trustees of the fund

Clive Ronald Mclellan
Trustee

Rosemary Anne Mclellan
Trustee

C R McLellan Super Fund

Members Statement

Clive Ronald Mclellan
 22 Cary Street
 Baulkham Hill, New South Wales, 2153, Australia

Your Details

Date of Birth : Provided
 Age: 78
 Tax File Number: Provided
 Date Joined Fund: 12/03/2009
 Service Period Start Date:
 Date Left Fund:
 Member Code: MCLCLI00004A
 Account Start Date: 12/03/2009
 Account Phase: Accumulation Phase
 Account Description: Accumulation

Nominated Beneficiaries: N/A
 Nomination Type: N/A
 Vested Benefits:

Your Balance

Total Benefits

Preservation Components

Preserved
 Unrestricted Non Preserved
 Restricted Non Preserved

Tax Components

Tax Free
 Taxable

Your Detailed Account Summary

This Year

Opening balance at 01/07/2021	
<u>Increases to Member account during the period</u>	
Employer Contributions	
Personal Contributions (Concessional)	
Personal Contributions (Non Concessional)	
Government Co-Contributions	
Other Contributions	
Proceeds of Insurance Policies	
Transfers In	
Net Earnings	
Internal Transfer In	
<u>Decreases to Member account during the period</u>	
Pensions Paid	
Contributions Tax	
Income Tax	
No TFN Excess Contributions Tax	
Excess Contributions Tax	
Refund Excess Contributions	
Division 293 Tax	
Insurance Policy Premiums Paid	
Management Fees	
Member Expenses	
Benefits Paid/Transfers Out	
Superannuation Surcharge Tax	
Internal Transfer Out	
Closing balance at 30/06/2022	0.00

C R McLellan Super Fund

Members Statement

Trustee's Disclaimer

This statement has been prepared by the Trustee for the member whose name appears at the top of this statement. Every effort has been made by the Trustee to ensure the accuracy and completeness of this Statement. The Trustee does not accept any liability for any error, omission or misprint. All amounts shown in relation to benefits do not take into account any amounts which may be withheld to satisfy the requirements imposed by the Income Tax Assessment Act 1936.

Signed by all the trustees of the fund

Clive Ronald Mclellan
Trustee

Rosemary Anne Mclellan
Trustee

C R McLellan Super Fund

Members Statement

Rosemary Anne McLellan
 22 Cary Street
 Baulkham Hill, New South Wales, 2153, Australia

Your Details

Date of Birth :	Provided	Nominated Beneficiaries:	N/A
Age:	83	Nomination Type:	N/A
Tax File Number:	Provided	Vested Benefits:	
Date Joined Fund:	12/03/2009	Total Death Benefit:	0.00
Service Period Start Date:		Current Salary:	0.00
Date Left Fund:		Previous Salary:	0.00
Member Code:	MCLROS00001A	Disability Benefit:	0.00
Account Start Date:	12/03/2009		
Account Phase:	Accumulation Phase		
Account Description:	Accumulation		

Your Balance

Total Benefits

Preservation Components

Preserved
 Unrestricted Non Preserved
 Restricted Non Preserved

Tax Components

Tax Free
 Taxable

Your Detailed Account Summary

This Year

Opening balance at 01/07/2021	
<u>Increases to Member account during the period</u>	
Employer Contributions	
Personal Contributions (Concessional)	
Personal Contributions (Non Concessional)	
Government Co-Contributions	
Other Contributions	
Proceeds of Insurance Policies	
Transfers In	
Net Earnings	
Internal Transfer In	
<u>Decreases to Member account during the period</u>	
Pensions Paid	
Contributions Tax	
Income Tax	
No TFN Excess Contributions Tax	
Excess Contributions Tax	
Refund Excess Contributions	
Division 293 Tax	
Insurance Policy Premiums Paid	
Management Fees	
Member Expenses	
Benefits Paid/Transfers Out	
Superannuation Surcharge Tax	
Internal Transfer Out	
Closing balance at 30/06/2022	0.00

C R McLellan Super Fund

Members Statement

Trustee's Disclaimer

This statement has been prepared by the Trustee for the member whose name appears at the top of this statement. Every effort has been made by the Trustee to ensure the accuracy and completeness of this Statement. The Trustee does not accept any liability for any error, omission or misprint. All amounts shown in relation to benefits do not take into account any amounts which may be withheld to satisfy the requirements imposed by the Income Tax Assessment Act 1936.

Signed by all the trustees of the fund

Clive Ronald Mclellan
Trustee

Rosemary Anne Mclellan
Trustee

C R McLellan Super Fund

Members Summary Report

As at 30 June 2022

Opening Balance	Increases				Decreases						Closing Balance
	Contributions	Transfers In	Net Earnings	Insurance Proceeds	Pensions Paid	Contributions Tax	Taxes Paid	Benefits Paid/ Transfers Out	Insurance Premiums	Member Expenses	
Clive Ronald Mclellan (Age: 78)											
MCLCLI00001P - Pension - Tax Free: 42.94%											
863,826.65			(11,246.37)		25,920.00						826,660.28
MCLCLI00002P - Pension - Tax Free: 83.33%											
4,790.24			(62.30)		140.00						4,587.94
MCLCLI00003P - Pension - Tax Free: 86.98%											
1,486.74			(19.26)		40.00						1,427.48
MCLCLI00004A - Accumulation											
870,103.63			(11,327.93)		26,100.00						832,675.70
Rosemary Anne Mclellan (Age: 83)											
MCLROS00001A - Accumulation											
870,103.63			(11,327.93)		26,100.00						832,675.70

60400 - Bank Accounts

2022 Financial Year

Preparer Mc Ren Sotto

Reviewer Steven Lee

Status Completed

Account Code	Description	CY Balance	LY Balance	Change
CUS02219063	Qantas Staff Credit Union	\$9.64	\$11.64	(17.18)%
CUS02219197	Qantas Staff Credit Union Qsaver	\$84,235.22	\$67,797.58	24.25%
TOTAL		CY Balance	LY Balance	
		\$84,244.86	\$67,809.22	

Supporting Documents

- Bank Statement Report [Report](#)
- Pages from Bank_stats_Qudos_063 & 197 - Part 1.pdf
- Pages from Bank_stats_Qudos_063 & 197 - Part 3.pdf
- Pages from Bank_stats_Qudos_063 & 197 - Part 2.pdf

Standard Checklist

- Attach Copies of Bank Statements
- Attach copy of Bank Statement Report
- Ensure all Balances match Statement Balances at June 30
- Ensure all Transactions have been entered

C R McLellan Super Fund

Bank Statement Report

For The Period 01 July 2021 to 30 June 2022

Chart Code: 60400 / CUS02219063

Account Name: Qantas Staff Credit Union

BSB and Account Number: 704865 02219063

Opening Balance - **Total Debits** + **Total Credits** = **Closing Balance** **Data Feed Used**

\$ 11.64 \$ 50,956.27 \$ 50,954.27 \$ 9.64

Date	Description	Debit \$	Credit \$	Ledger Balance \$	Statement Balance \$	Variance \$
01/07/2021	Opening Balance			11.64		
01/07/2021	Direct Credit ANZ DIVIDEND - A071/00602384 - 7199719 [System Matched Income Data]		2,506.70	2,518.34		
01/07/2021	Internet Transfer Transfer ANZ Dividend to SAV 02219xxx NET#886570712 [Jul Internet Transfer Transfer ANZ Dividend from SAV 02219xxx NET#886570712]	2,506.70		11.64		
02/07/2021	Direct Credit IPL ITM DIV - 001261526117 - 7199719 [System Matched Income Data]		60.84	72.48		
02/07/2021	Direct Credit NAB INTERIM DIV - DV221/01028944 7199719 [System Matched Income Data]		3,891.60	3,964.08		
02/07/2021	Internet Transfer Transfer NAB dividend to SAV 02219xxx NET#886719133 [Jul Internet Transfer Transfer NAB dividend from SAV 02219xxx NET#886719133]	3,891.60		72.48		
02/07/2021	Internet Transfer Transfer IPL dividend to SAV 02219xxx NET#886719265 [Jul Internet Transfer Transfer IPL dividend from SAV 02219xxx NET#886719265]	60.84		11.64		
23/08/2021	Direct Credit CHALLENGER LTD - 21AUG/00801220 7199719 [System Matched Income Data]		231.00	242.64		
23/08/2021	Internet Transfer Transfer CGFPB to SAV 02219xxx NET#893872527 [Aug Internet Transfer Transfer CGFPB from SAV 02219xxx NET#893872527]	231.00		11.64		
31/08/2021	Direct Credit SCG DISTRIBUTION - AUG21/00845258 - 7199719 [System Matched Income Data]		314.86	326.50		
31/08/2021	Internet Transfer Transfer SCG distribution to SAV 02219xxx APP#894999118 [Aug Internet Transfer	314.86		11.64		

C R McLellan Super Fund

Bank Statement Report

For The Period 01 July 2021 to 30 June 2022

Date	Description	Debit \$	Credit \$	Ledger Balance \$	Statement Balance \$	Variance \$
	02219xxx APP#894999118]					
17/09/2021	Direct Credit Argo Investments - S00036069872 - 7199719 [System Matched Income Data]		530.18	541.82		
21/09/2021	Direct Credit BHP GROUP DIV - AF384/01045509 - 7199719 [System Matched Income Data]		2,036.45	2,578.27		
21/09/2021	Internet Transfer Transfer ARGO DIV to SAV 02219xxx NET#897910578 [Internet Transfer Transfer ARGO DIV from SAV 02219xxx: NET#897910578]	530.18		2,048.09		
21/09/2021	Internet Transfer Transfer BHP DIV to SAV 02219xxx NET#897910641 [Internet Transfer Transfer BHP DIV from SAV 02219xxx NET#897910641]	2,036.45		11.64		
23/09/2021	Direct Credit TLS FNL DIV - 001263998568 - 7199719 [System Matched Income Data]		640.00	651.64		
23/09/2021	Internet Transfer Transfer TLS Dividend to SAV 02219xxx NET#898191300 [Internet Transfer Transfer TLS Dividend from SAV 02219xxx NET#898191300]	640.00		11.64		
23/09/2021	Direct Credit RIO TINTO LTD - INT21/00142081 - 7199719 [System Matched Income Data]		1,672.13	1,683.77		
24/09/2021	Internet Transfer Transfer RIO dividend to SAV 02219xxx NET#898329532 [Internet Transfer Transfer RIO dividend from SAV 02219xxx NET#898329532]	1,672.13		11.64		
24/09/2021	Direct Credit QBE DIVIDEND - FPA21/00831680 - 7199719 [System Matched Income Data]		70.73	82.37		
24/09/2021	Internet Transfer Transfer QBE dividend to SAV 02219xxx NET#898373953 [Internet Transfer Transfer QBE dividend from SAV 02219xxx NET#898373953]	70.73		11.64		
28/09/2021	Direct Credit COLES GROUP LTD - FIN21/01094779 7199719 [System Matched Income Data]		208.88	220.52		
28/09/2021	Internet Transfer Transfer COLES dividend to SAV 02219xxx NET#898918388 [Internet Transfer Transfer COLES dividend from SAV 02219xxx NET#898918388]	208.88		11.64		
29/09/2021	Direct Credit CBA FNL DIV - 001263073961 - 7199719 [System Matched Income Data]		800.00	811.64		
30/09/2021	Internet Transfer Transfer CBA dividend to SAV 02219xxx NET#899215049 [Internet Transfer	800.00		11.64		

C R McLellan Super Fund
Bank Statement Report

For The Period 01 July 2021 to 30 June 2022

Date	Description	Debit \$	Credit \$	Ledger Balance \$	Statement Balance \$	Variance \$
07/10/2021	Transfer CBA dividend from SAV 02219xxx NET#899215049] Direct Credit WESFARMERS LTD - FIN21/01013685 7199719 [System Matched Income Data]		671.40	683.04		
07/10/2021	Internet Transfer Transfer WES dividend to SAV 02219xxx NET#900167313 [Internet Transfer Transfer WES dividend from SAV 02219xx NET#900167313]	671.40		11.64		
07/10/2021	Direct Credit SOUTH32 DIVIDEND - RAU21/00971610 - 7199719 [System Matched Income Data]		41.05	52.69		
14/10/2021	Internet Transfer Transfer S32 DIV to SAV 02219xx NET#901208458 [Internet Transfer Transfer S32 DIV from SAV 02219xxx NET#901208458]	41.05		11.64		
22/11/2021	Direct Credit CHALLENGER LTD - 21NOV/00801211 - 7199719 [System Matched Income Data]		231.00	242.64		
23/11/2021	Internet Transfer Transfer CGFPB to SAV 02219xxx NET#907949231 [Internet Transfer Transfer CGFPB from SAV 02219xxx NET#907949231]	231.00		11.64		
02/12/2021	Direct Credit WESFARMERS LTD - RCA21/01113073 - 7199719		1,492.00	1,503.64		
02/12/2021	Internet Transfer Transfer WES cash return to SAV 02219xxx NET#909749438 [Internet Transfer Transfer WES cash return from SAV 02219xxx NET#909749438]	1,492.00		11.64		
15/12/2021	Direct Credit NAB FINAL DIV - DV222/00521344 - 7199719 [System Matched Income Data]		4,345.62	4,357.26		
15/12/2021	Internet Transfer Transfer NAB DIV to SAV 02219xxx NET#912129924 [Internet Transfer Transfer NAB DIV from SAV 02219xxx NET#912129924]	4,345.62		11.64		
16/12/2021	Direct Credit IPL FNL DIV - 001270074027 - 7199719 shown in line with this reference is the cumulative total of the interest you have earned balance column above indicates the closing balance in your account. Please check this [System Matched Income Data]		504.97	516.61		
16/12/2021	Internet Transfer Transfer IPL DIV to SAV 02219xxx NET#912295389 [Internet Transfer Transfer IPL DIV	504.97		11.64		

C R McLellan Super Fund
Bank Statement Report

For The Period 01 July 2021 to 30 June 2022

Date	Description	Debit \$	Credit \$	Ledger Balance \$	Statement Balance \$	Variance \$
	NET#912295389]					
16/12/2021	Direct Credit ANZ DIVIDEND - A072/00596773 - 7199719 [System Matched Income Data]		2,578.32	2,589.96		
17/12/2021	Internet Transfer Transfer ANZ div to SAV 02219xxx NET#912517424 [Internet Transfer Transfer ANZ div from SAV 102219xxx NET#912517424]	2,578.32		11.64		
21/12/2021	Direct Credit WBC DIVIDEND - 001268931984 - 7199719 [System Matched Income Data]		2,323.20	2,334.84		
21/12/2021	Internet Transfer Transfer WBC DIV to SAV 02219xxx NET#913278365 [Internet Transfer Transfer WBC DIV from SAV 02219xxx NET#913278365]	2,323.20		11.64		
31/01/2022	Direct Credit ATO - ATO001100015550776 - 7199719		8,792.59	8,804.23		
31/01/2022	Internet Transfer Transfer TAX REFUND from SAV 02219xxx NET#920115858 [Internet Transfer Transfer TAX REFUND to SAV 02219xxx NET#920115858]	8,792.59		11.64		
22/02/2022	Direct Credit CHALLENGER LTD - 22FEB/00801179 - 7199719 [System Matched Income Data]		234.00	245.64		
22/02/2022	Internet Transfer Transfer CGFPB to SAV 02219xxx NET#923949369 [Internet Transfer Transfer CGFPB from SAV 02219xxx NET#923949369]	234.00		11.64		
28/02/2022	Direct Credit SCG DISTRIBUTION - 22FEB/00843535 - 7199719		326.08	337.72		
01/03/2022	Internet Transfer Transfer SCG dist to SAV 02219xxx NET#925167341 [Internet Transfer Transfer SCG dist from SAV 02219xxx NET#925167341]	326.08		11.64		
11/03/2022	Direct Credit Argo Investments - S00036069872 - 7199719 [System Matched Income Data]		605.92	617.56		
13/03/2022	Internet Transfer Transfer ARGO div to SAV 02219xxx NET#927193154 [Internet Transfer Transfer ARGO div from SAV 02219xxx NET#927193154]	605.92		11.64		
28/03/2022	Direct Credit BHP GROUP DIV - A1385/00344575 - 7199719 [System Matched Income Data]		1,560.42	1,572.06		
28/03/2022	Internet Transfer Transfer BHP DIV to SAV 02219xxx NET#929836952 [Internet Transfer	1,560.42		11.64		

C R McLellan Super Fund
Bank Statement Report

For The Period 01 July 2021 to 30 June 2022

Date	Description	Debit \$	Credit \$	Ledger Balance \$	Statement Balance \$	Variance \$
30/03/2022	Transfer BHP DIV from SAV 02219xxx NET#929836952]					
30/03/2022	Direct Credit CBA ITM DIV - 001271796175 - 7199719 [System Matched Income Data]		700.00	711.64		
30/03/2022	Direct Credit WESFARMERS LTD - INT22/01014884 7199719 shown in line with this reference is the cumulative total of the interest you have earned balance column above indicates the closing balance in your account. Please check this [System Matched Income Data]		596.80	1,308.44		
30/03/2022	Internet Transfer Transfer WES div to SAV 102219xxx NET#930270289 [Internet Transfer Transfer WES div from SAV 02219xxx NET#930270289]	596.80		711.64		
30/03/2022	Internet Transfer Transfer CBA div to SAV 02219xxx NET#930270458 [Internet Transfer Transfer CBA div from SAV 02219xxx NET#930270458]	700.00		11.64		
31/03/2022	Direct Credit COLES GROUP LTD - INT22/01087805 7199719 [System Matched Income Data]		246.18	257.82		
31/03/2022	Internet Transfer Transfer COLES div to SAV 02219xxx NET#930457103 [Internet Transfer Transfer COLES div from SAV 02219xxx NET#930457103]	248.18		9.64		
01/04/2022	Direct Credit TLS ITM DIV - 001273981537 - 7199719 [System Matched Income Data]		640.00	649.64		
02/04/2022	Internet Transfer Transfer TLS DIV to SAV 02219xxx NET#930817363 [Internet Transfer Transfer TLS DIV from SAV 02219xxx NET#930817363]	640.00		9.64		
07/04/2022	Direct Credit SOUTH32 DIVIDEND - AI011/00967441 - 7199719 [System Matched Income Data]		65.72	75.36		
07/04/2022	Internet Transfer Transfer S32 dividend to SAV 02219xxx NET#931705306 [Internet Transfer Transfer S32 dividend from SAV 02219xxx NET#931705306]	65.72		9.64		
12/04/2022	Direct Credit QBE DIVIDEND - 21FPA/00830191 - 7199719 [System Matched Income Data]		122.17	131.81		
12/04/2022	Internet Transfer Transfer QBE DIV to SAV 02219xxx NET#932566741 [Internet Transfer Transfer QBE DIV	122.17		9.64		

C R McLellan Super Fund

Bank Statement Report

For The Period 01 July 2021 to 30 June 2022

Date	Description	Debit \$	Credit \$	Ledger Balance \$	Statement Balance \$	Variance \$
	NET#932566741]					
21/04/2022	Direct Credit RIO TINTO LTD - FIN21/00142557 - 7199719 [System Matched Income Data]		1,458.25	1,467.89		
22/04/2022	Internet Transfer Transfer RIO DIV to SAV 02219xxx NET#934377044 [Internet Transfer Transfer RIO DIV from SAV 02219xx NET#934377044]	1,458.25		9.64		
27/04/2022	Internet Transfer Transfer WBC buy from SAV 02219xxx NET#935194980 [Internet Transfer Transfer Sold QBE buy WBC to SAV 02219xxx NET#935608225 shown in line with this reference is the cumulative total of the interest you have earned] [Direct Credit COMMONWEALTH SEC - COMMSEC - 7199719]		7,445.15	7,454.79		
27/04/2022	Internet Transfer Transfer WBC buy from SAV 02219xxx NET#935194980 [Internet Transfer Transfer Sold QBE buy WBC to SAV 02219xxx NET#935608225 shown in line with this reference is the cumulative total of the interest you have earned] [Direct Credit COMMONWEALTH SEC - COMMSEC - 7199719]		228.04	7,682.83		
27/04/2022	Internet Transfer Transfer WBC buy from SAV 02219xxx NET#935194980 [Internet Transfer Transfer Sold QBE buy WBC to SAV 02219xxx NET#935608225 shown in line with this reference is the cumulative total of the interest you have earned] [Direct Credit COMMONWEALTH SEC - COMMSEC - 7199719]	7,673.19		9.64		
23/05/2022	Direct Credit CHALLENGER LTD - 22MAY/00801162 - 7199719 [System Matched Income Data]		231.00	240.64		
23/05/2022	Internet Transfer Transfer CGFPB to SAV 02219xxx NET#939930871 [Internet Transfer Transfer CGFPB from SAV 02219xxx NET#939930871]	231.00		9.64		
24/06/2022	Direct Credit WBC DIVIDEND - 001277590343 - 7199719		2,551.02	2,560.66		
24/06/2022	Internet Transfer Transfer WBC DIVIDEND to SAV 02219xxx NET#945701066 (Interest Earned YTD \$0.00) (Interest Charged YTD \$0.00) [Internet Transfer Transfer WBC DIVIDEND from SAV 02219xxx NET#945701066]	2,551.02		9.64		

C R McLellan Super Fund
Bank Statement Report

For The Period 01 July 2021 to 30 June 2022

Date	Description	Debit \$	Credit \$	Ledger Balance \$	Statement Balance \$	Variance \$
30/06/2022	CLOSING BALANCE	<u>50,956.27</u>	<u>50,954.27</u>	9.64		

C R McLellan Super Fund

Bank Statement Report

For The Period 01 July 2021 to 30 June 2022

Chart Code: 60400 / CUS02219197
Account Name: Qantas Staff Credit Union Qsaver
BSB and Account Number: 704865 02219197

Opening Balance	-	Total Debits	+	Total Credits	=	Closing Balance	Data Feed Used
\$ 67,797.58		\$ 34,995.15		\$ 51,432.79		\$ 84,235.22	

Date	Description	Debit \$	Credit \$	Ledger Balance \$	Statement Balance \$	Variance \$
01/07/2021	Opening Balance			67,797.58		
01/07/2021	Internet Transfer Transfer ANZ Dividend to SAV 02219xxx NET#886570712 [Jul Internet Transfer Transfer ANZ Dividend from SAV 02219xxx NET#886570712]		2,506.70	70,304.28		
02/07/2021	Internet Transfer Transfer NAB dividend to SAV 02219xxx NET#886719133 [Jul Internet Transfer Transfer NAB dividend from SAV 02219xxx NET#886719133]		3,891.60	74,195.88		
02/07/2021	Internet Transfer Transfer IPL dividend to SAV 02219xxx NET#886719265 [Jul Internet Transfer Transfer IPL dividend from SAV 02219xxx NET#886719265]		60.84	74,256.72		
31/07/2021	Jul Interest		37.78	74,294.50		
23/08/2021	Internet Transfer Transfer CGFPB to SAV 02219xxx NET#893872527 [Aug Internet Transfer Transfer CGFPB from SAV 02219xxx NET#893872527]		231.00	74,525.50		
31/08/2021	Internet Transfer Transfer SCG distribution to SAV 02219xxx APP#894999118 [Aug Internet Transfer Transfer SCG distribution from SAV 02219xxx APP#894999118]		314.86	74,840.36		
31/08/2021	Interest		32.40	74,872.76		
21/09/2021	Internet Transfer Transfer ARGO DIV to SAV 02219xxx NET#897910578 [Internet Transfer Transfer ARGO DIV from SAV 02219xx: NET#897910578]		530.18	75,402.94		
21/09/2021	Internet Transfer Transfer BHP DIV to SAV 02219xxx NET#897910641 [Internet Transfer Transfer BHP DIV from SAV 02219xxx NET#897910641]		2,036.45	77,439.39		

C R McLellan Super Fund

Bank Statement Report

For The Period 01 July 2021 to 30 June 2022

Date	Description	Debit \$	Credit \$	Ledger Balance \$	Statement Balance \$	Variance \$
23/09/2021	Internet Transfer Transfer TLS Dividend to SAV 02219xxx NET#898191300 [Internet Transfer Transfer TLS Dividend from SAV 02219xxx NET#898191300]		640.00	78,079.39		
24/09/2021	Internet Transfer Transfer RIO dividend to SAV 02219xxx NET#898329532 [Internet Transfer Transfer RIO dividend from SAV 02219xxx NET#898329532]		1,672.13	79,751.52		
24/09/2021	Internet Transfer Transfer QBE dividend to SAV 02219xxx NET#898373953 [Internet Transfer Transfer QBE dividend from SAV 02219xxx NET#898373953]		70.73	79,822.25		
28/09/2021	Internet Transfer Transfer COLES dividend to SAV 02219xxx NET#898918388 [Internet Transfer Transfer COLES dividend from SAV 02219xxx NET#898918388]		208.88	80,031.13		
30/09/2021	Internet Transfer Transfer CBA dividend to SAV 02219xxx NET#899215049 [Internet Transfer Transfer CBA dividend from SAV 02219xxx NET#899215049]		800.00	80,831.13		
30/09/2021	Interest (Interest Earned YTD \$101.55) Current Credit Rate 0.5%		31.37	80,862.50		
07/10/2021	Internet Transfer Transfer WES dividend to SAV 02219xxx NET#900167313 [Internet Transfer Transfer WES dividend from SAV 02219xx NET#900167313]		671.40	81,533.90		
07/10/2021	Internet Ext Transfer Ext TFR - NET #900187817 to 10417929 Superhelp Australia Pty Ltd CBA - 48 Martin Place Sydney	550.00		80,983.90		
14/10/2021	Internet Transfer Transfer S32 DIV to SAV 02219xx NET#901208458 [Internet Transfer Transfer S32 DIV from SAV 02219xxx NET#901208458]		41.05	81,024.95		
31/10/2021	Interest		34.39	81,059.34		
23/11/2021	Internet Transfer Transfer CGFPB to SAV 02219xxx NET#907949231 [Internet Transfer Transfer CGFPB from SAV 02219xxx NET#907949231]		231.00	81,290.34		
30/11/2021	Interest		33.34	81,323.68		
02/12/2021	Internet Transfer Transfer WES cash return to SAV 02219xxx NET#909749438 [Internet		1,492.00	82,815.68		

C R McLellan Super Fund
Bank Statement Report

For The Period 01 July 2021 to 30 June 2022

Date	Description	Debit \$	Credit \$	Ledger Balance \$	Statement Balance \$	Variance \$
15/12/2021	Transfer Transfer WES cash return from SAV 02219xxx NET#909749438] Internet Transfer Transfer NAB DIV to SAV 02219xxx NET#912129924 [Internet Transfer Transfer NAB DIV from SAV 02219xxx NET#912129924]		4,345.62	87,161.30		
16/12/2021	Internet Transfer Transfer IPL DIV to SAV 02219xxx NET#912295389 [Internet Transfer Transfer IPL DIV from SAV 02219xxx NET#912295389]		504.97	87,666.27		
17/12/2021	Internet Transfer Transfer ANZ div to SAV 02219xxx NET#912517424 [Internet Transfer Transfer ANZ div from SAV 102219xxx NET#912517424]		2,578.32	90,244.59		
21/12/2021	Internet Transfer Transfer WBC DIV to SAV 02219xxx NET#913278365 [Internet Transfer Transfer WBC DIV from SAV 02219xxx NET#913278365]		2,323.20	92,567.79		
31/12/2021	Interest (Interest Earned YTD \$206.43) Current Credit Rate 0.5%		37.15	92,604.94		
18/01/2022	Payment to 062-099 10417929 Superhel Osko Payment To Superhelp Australia Pty Ltd Account 10417929 CB NET#52291871	900.00		91,704.94		
31/01/2022	Internet Transfer Transfer TAX REFUND from SAV 02219xxx NET#920115858 [Internet Transfer Transfer TAX REFUND to SAV 02219xxx NET#920115858]		8,792.59	100,497.53		
31/01/2022	Interest		39.28	100,536.81		
22/02/2022	Internet Transfer Transfer CGFPB to SAV 02219xxx NET#923949369 [Internet Transfer Transfer CGFPB from SAV 02219xxx NET#923949369]		234.00	100,770.81		
28/02/2022	Interest		38.58	100,809.39		
01/03/2022	Internet Transfer Transfer SCG dist to SAV 02219xxx NET#925167341 [Internet Transfer Transfer SCG dist from SAV 02219xxx NET#925167341]		326.08	101,135.47		
13/03/2022	Internet Transfer Transfer ARGO div to SAV 02219xxx NET#927193154 [Internet Transfer Transfer ARGO div from SAV 02219xxx NET#927193154]		605.92	101,741.39		

C R McLellan Super Fund

Bank Statement Report

For The Period 01 July 2021 to 30 June 2022

Date	Description	Debit \$	Credit \$	Ledger Balance \$	Statement Balance \$	Variance \$
28/03/2022	Internet Transfer Transfer BHP DIV to SAV 02219xxx NET#929836952 [Internet Transfer Transfer BHP DIV from SAV 02219xxx NET#929836952]		1,560.42	103,301.81		
30/03/2022	Internet Transfer Transfer WES div to SAV 102219xxx NET#930270289 [Internet Transfer Transfer WES div from SAV 02219xxx NET#930270289]		596.80	103,898.61		
30/03/2022	Internet Transfer Transfer CBA div to SAV 02219xxx NET#930270458 [Internet Transfer Transfer CBA div from SAV 02219xxx NET#930270458]		700.00	104,598.61		
31/03/2022	Internet Transfer Transfer COLES div to SAV 02219xxx NET#930457103 [Internet Transfer Transfer COLES div from SAV 02219xxx NET#930457103]		248.18	104,846.79		
31/03/2022	Interest (Interest Earned YTD \$327.52) Current Credit Rate 0.5%		43.23	104,890.02		
02/04/2022	Internet Transfer Transfer TLS DIV to SAV 02219xxx NET#930817363 [Internet Transfer Transfer TLS DIV from SAV 02219xxx NET#930817363]		640.00	105,530.02		
07/04/2022	Internet Transfer Transfer S32 dividend to SAV 02219xxx NET#931705306 [Internet Transfer Transfer S32 dividend from SAV 02219xxx NET#931705306]		65.72	105,595.74		
12/04/2022	Internet Transfer Transfer QBE DIV to SAV 02219xxx NET#932566741 [Internet Transfer Transfer QBE DIV from SAV 02219xxx,NET#932566741]		122.17	105,717.91		
22/04/2022	Internet Transfer Transfer RIO DIV to SAV 02219xxx NET#934377044 [Internet Transfer Transfer RIO DIV from SAV 02219xx NET#934377044]		1,458.25	107,176.16		
27/04/2022	Internet Transfer Transfer WBC buy to SAV 02219xxx NET#935194980	7,445.15		99,731.01		
29/04/2022	Internet Transfer Transfer Sold QBE buy WBC from SAV 02219xxx NET#935608225		7,673.19	107,404.20		
30/04/2022	Interest		40.79	107,444.99		
23/05/2022	Internet Transfer Transfer CGFPB to SAV 02219xxx NET#939930871 [Internet Transfer Transfer CGFPB		231.00	107,675.99		

C R McLellan Super Fund
Bank Statement Report

For The Period 01 July 2021 to 30 June 2022

Date	Description	Debit \$	Credit \$	Ledger Balance \$	Statement Balance \$	Variance \$
	NET#939930871]					
31/05/2022	Interest		49.94	107,725.93		
08/06/2022	Internet Transfer Transfer PENSION DRAW DOWN to SAV 02167xxx NET#942804255	20,000.00		87,725.93		
09/06/2022	Internet Transfer Transfer PENSION DRAW DOWN to SAV 02167xxx NET#943004677	6,100.00		81,625.93		
24/06/2022	Internet Transfer Transfer WBC DIVIDEND to SAV 02219xxx NET#945701066 (Interest Earned YTD \$0.00) (Interest Charged YTD \$0.00) [Internet Transfer Transfer WBC DIVIDEND from SAV 02219xxx NET#945701066]		2,551.02	84,176.95		
30/06/2022	Interest (Interest Earned YTD \$476.52) (Interest Charged YTD \$0.00) Current Credit Rate 1.1%		58.27	84,235.22		
30/06/2022	CLOSING BALANCE			84,235.22		
		34,995.15	51,432.79			

1 ✓ 21-22



Statement of Account

Customer No.	7199719
Statement No.	50 (Page 1 of 3)
Statement Begins	1 July 2021
Statement Ends	30 September 2021
Bank BSB No.	704-865
Shares	\$10.00

004126
005



CLIVE RONALD MCLELLAN & ROSEMARY ANNE
 MCLELLAN ATF C R MCLELLAN SUPER FUND
 22 Cary Street
 BAULKHAM HILLS NSW 2153


Account Summary

Account Type	Account No.	Account Description	Closing Balance
SAV	02219063	CR McLellan Super Fund	\$11.64
SAV	02219197	Qsaver - CR MCLELLAN SUPER FUN	\$80,862.50

AC Type: **SAV** AC No: **02219063** AC Description: **CR McLellan Super Fund**
 AC Owner: CLIVE RONALD MCLELLAN & ROSEMARY ANNE MC

Posting Date	Effective Date	Transaction Details	Debit	Credit	Balance
1 Jul		Opening Balance			\$11.64
1 Jul	1 Jul	Direct Credit ANZ DIVIDEND - A071/00602384 - 7199719		2,506.70	2,518.34
1 Jul	1 Jul	Internet Transfer Transfer ANZ Dividend to SAV 02219xxx NET#886570712	2,506.70		11.64
2 Jul	2 Jul	Direct Credit IPL ITM DIV - 001261526117 - 7199719		60.84	72.48
2 Jul	2 Jul	Direct Credit NAB INTERIM DIV - DV221/01028944 - 7199719		3,891.60	3,964.08
2 Jul	2 Jul	Internet Transfer Transfer NAB dividend to SAV 02219xxx NET#886719133	3,891.60		72.48
2 Jul	2 Jul	Internet Transfer Transfer IPL dividend to SAV 02219xxx NET#886719265	60.84		11.64
23 Aug	23 Aug	Direct Credit CHALLENGER LTD - 21AUG/00801220 - 7199719		231.00	242.64
23 Aug	23 Aug	Internet Transfer Transfer CGFPB to SAV 02219xxx NET#893872527	231.00		11.64
31 Aug	31 Aug	Direct Credit SCG DISTRIBUTION - AUG21/00845258 - 7199719		314.86	326.50
31 Aug	31 Aug	Internet Transfer Transfer SCG distribution to SAV 02219xxx APP#894999118	314.86		11.64
17 Sep	17 Sep	Direct Credit Argo Investments - S00036069872 - 7199719		530.18	541.82

Interest year to date; the figure shown in line with this reference is the cumulative total of the interest you have earned or paid since 1st July and is included in the balance. The last figure shown in each balance column above indicates the closing balance in your account. Please check this statement and contact us immediately if you identify any discrepancies or unauthorised transactions appearing on your account. If you would like to make a complaint, provide feedback, or for further information about your account(s) and our products and services, please call 1300 747 747.



2



Customer no. 7199719

Page 2 of 3

Posting Date	Effective Date	Transaction Details	Debit	Credit	Balance
21 Sep	21 Sep	Direct Credit BHP GROUP DIV - AF384/01045509 - 7199719		2,036.45	2,578.27
21 Sep	21 Sep	Internet Transfer Transfer ARG0 DIV to SAV 02219xxx NET#897910578	530.18		2,048.09
21 Sep	21 Sep	Internet Transfer Transfer BHP DIV to SAV 02219xxx NET#897910641	2,036.45		11.64
23 Sep	23 Sep	Direct Credit TLS FNL DIV - 001263998568 - 7199719		640.00	651.64
23 Sep	23 Sep	Internet Transfer Transfer TLS Dividend to SAV 02219xxx NET#898191300	640.00		11.64
23 Sep	23 Sep	Direct Credit RIO TINTO LTD - INT21/00142081 - 7199719		1,672.13	1,683.77
24 Sep	24 Sep	Internet Transfer Transfer RIO dividend to SAV 02219xxx NET#898329532	1,672.13		11.64
24 Sep	24 Sep	Direct Credit QBE DIVIDEND - FPA21/00831680 - 7199719		70.73	82.37
24 Sep	24 Sep	Internet Transfer Transfer QBE dividend to SAV 02219xxx NET#898373953	70.73		11.64
28 Sep	28 Sep	Direct Credit COLES GROUP LTD - FIN21/01094779 - 7199719		208.88	220.52
28 Sep	28 Sep	Internet Transfer Transfer COLES dividend to SAV 02219xxx NET#898918388	208.88		11.64
29 Sep	29 Sep	Direct Credit CBA FNL DIV - 001263073961 - 7199719		800.00	811.64
30 Sep	30 Sep	Internet Transfer Transfer CBA dividend to SAV 02219xxx NET#899215049	800.00		11.64
30 Sep		Closing Balance			\$11.64

AC Type: SAV

AC No: 02219197

AC Description: Qsaver - CR MCLELLAN SUPER FUN

AC Owner: CLIVE RONALD MCLELLAN & ROSEMARY ANNE MC

Posting Date	Effective Date	Transaction Details	Debit	Credit	Balance
1 Jul		Opening Balance			\$67,797.58
1 Jul	1 Jul	Internet Transfer Transfer ANZ Dividend from SAV 02219xxx NET#886570712		2,506.70	70,304.28
2 Jul	2 Jul	Internet Transfer Transfer NAB dividend from SAV 02219xxx NET#886719133		3,891.60	74,195.88
2 Jul	2 Jul	Internet Transfer Transfer IPL dividend from SAV 02219xxx NET#886719265		60.84	74,256.72
31 Jul	31 Jul	Interest		37.78	74,294.50
23 Aug	23 Aug	Internet Transfer Transfer CGFPB from SAV 02219xxx NET#893872527		231.00	74,525.50
31 Aug	31 Aug	Internet Transfer Transfer SCG distribution from SAV 02219xxx APP#894999118		314.86	74,840.36
31 Aug	31 Aug	Interest		32.40	74,872.76
21 Sep	21 Sep	Internet Transfer Transfer ARG0 DIV from SAV 02219xxx NET#897910578		530.18	75,402.94

Please retain this statement for taxation purposes

3



Customer no. 7199719

Page 3 of 3

Posting Date	Effective Date	Transaction Details	Debit	Credit	Balance
21 Sep	21 Sep	Internet Transfer Transfer BHP DIV from SAV 02219xxx NET#897910641		2,036.45	77,439.39
23 Sep	23 Sep	Internet Transfer Transfer TLS Dividend from SAV 02219xxx NET#898191300		640.00	78,079.39
24 Sep	24 Sep	Internet Transfer Transfer RIO dividend from SAV 02219xxx NET#898329532		1,672.13	79,751.52
24 Sep	24 Sep	Internet Transfer Transfer QBE dividend from SAV 02219xxx NET#898373953		70.73	79,822.25
28 Sep	28 Sep	Internet Transfer Transfer COLES dividend from SAV 02219xxx NET#898918388		208.88	80,031.13
30 Sep	30 Sep	Internet Transfer Transfer CBA dividend from SAV 02219xxx NET#899215049		800.00	80,831.13
30 Sep	30 Sep	Interest (Interest Earned YTD \$101.55) Current Credit Rate 0.5%		31.37	80,862.50
30 Sep		Closing Balance			\$80,862.50

80,831.13

ACC_STM_DL_213/004126/0060994/


4



Statement of Account

Customer No.	7199719
Statement No.	51 (Page 1 of 2)
Statement Begins	1 October 2021
Statement Ends	31 December 2021
Bank BSB No.	704-865
Shares	\$10.00

003986
005



CLIVE RONALD MCLELLAN & ROSEMARY ANNE
 MCLELLAN ATF C R MCLELLAN SUPER FUND
 22 Cary Street
 BAULKHAM HILLS NSW 2153

Account Summary

Account Type	Account No.	Account Description	Closing Balance
SAV	02219063	CR McLellan Super Fund	\$11.64
SAV	02219197	Qsaver - CR MCLELLAN SUPER FUN	\$92,604.94

AC Type: **SAV** AC No: **02219063** AC Description: **CR McLellan Super Fund**
 AC Owner: CLIVE RONALD MCLELLAN & ROSEMARY ANNE MC

Posting Date	Effective Date	Transaction Details	Debit	Credit	Balance
1 Oct		Opening Balance			\$11.64
7 Oct	7 Oct	Direct Credit WESFARMERS LTD - FIN21/01013685 - 7199719		671.40	683.04
7 Oct	7 Oct	Internet Transfer Transfer WES dividend to SAV 02219xxx NET#900167313	671.40		11.64
7 Oct	7 Oct	Direct Credit SOUTH32 DIVIDEND - RAU21/00971610 - 7199719		41.05	52.69
14 Oct	14 Oct	Internet Transfer Transfer S32 DIV to SAV 02219xxx NET#901208458	41.05		11.64
22 Nov	22 Nov	Direct Credit CHALLENGER LTD - 21NOV/00801211 - 7199719		231.00	242.64
23 Nov	23 Nov	Internet Transfer Transfer CGFPB to SAV 02219xxx NET#907949231	231.00		11.64
2 Dec	2 Dec	Direct Credit WESFARMERS LTD - RCA21/01113073 - 7199719		1,492.00	1,503.64
2 Dec	2 Dec	Internet Transfer Transfer WES cash return to SAV 02219xxx NET#909749438	1,492.00		11.64
15 Dec	15 Dec	Direct Credit NAB FINAL DIV - DV222/00521344 - 7199719		4,345.62	4,357.26
15 Dec	15 Dec	Internet Transfer Transfer NAB DIV to SAV 02219xxx NET#912129924	4,345.62		11.64
16 Dec	16 Dec	Direct Credit IPL FNL DIV - 001270074027 - 7199719		504.97	516.61

Interest year to date; the figure shown in line with this reference is the cumulative total of the interest you have earned or paid since 1st July and is included in the balance. The last figure shown in each balance column above indicates the closing balance in your account. Please check this statement and contact us immediately if you identify any discrepancies or unauthorised transactions appearing on your account. If you would like to make a complaint, provide feedback, or for further information about your account(s) and our products and services, please call 1300 747 747.

ACC_STM_DL_217003986/005962/1



5



Customer no. 7199719

Page 2 of 2

Posting Date	Effective Date	Transaction Details	Debit	Credit	Balance
16 Dec	16 Dec	Internet Transfer Transfer IPL DIV to SAV 02219xxx NET#912295389	504.97		11.64
16 Dec	16 Dec	Direct Credit ANZ DIVIDEND - A072/00596773 - 7199719		2,578.32	2,589.96
17 Dec	17 Dec	Internet Transfer Transfer ANZ div to SAV 02219xxx NET#912517424	2,578.32		11.64
21 Dec	21 Dec	Direct Credit WBC DIVIDEND - 001268931984 - 7199719		2,323.20	2,334.84
21 Dec	21 Dec	Internet Transfer Transfer WBC DIV to SAV 02219xxx NET#913278365	2,323.20		11.64
31 Dec		Closing Balance			\$11.64

AC Type: **SAV** AC No: **02219197** AC Description: **Qsaver - CR MCLELLAN SUPER FUN**
 AC Owner: CLIVE RONALD MCLELLAN & ROSEMARY ANNE MC

Posting Date	Effective Date	Transaction Details	Debit	Credit	Balance
1 Oct		Opening Balance			\$80,862.50
7 Oct	7 Oct	Internet Transfer Transfer WES dividend from SAV 02219xxx NET#900167313		671.40	81,533.90
7 Oct	7 Oct	Internet Ext Transfer Ext TFR - NET #900187817 to 10417929 Superhelp Australia Pty Ltd CBA - 48 Martin Place Sydney	550.00		80,983.90
14 Oct	14 Oct	Internet Transfer Transfer S32 DIV from SAV 02219xxx NET#901208458		41.05	81,024.95
31 Oct	31 Oct	Interest		34.39	81,059.34
23 Nov	23 Nov	Internet Transfer Transfer CGFPB from SAV 02219xxx NET#907949231		231.00	81,290.34
30 Nov	30 Nov	Interest		33.34	81,323.68
2 Dec	2 Dec	Internet Transfer Transfer WES cash return from SAV 02219xxx NET#909749438		1,492.00	82,815.68
15 Dec	15 Dec	Internet Transfer Transfer NAB DIV from SAV 02219xxx NET#912129924		4,345.62	87,161.30
16 Dec	16 Dec	Internet Transfer Transfer IPL DIV from SAV 02219xxx NET#912295389		504.97	87,666.27
17 Dec	17 Dec	Internet Transfer Transfer ANZ div from SAV 02219xxx NET#912517424		2,578.32	90,244.59
21 Dec	21 Dec	Internet Transfer Transfer WBC DIV from SAV 02219xxx NET#913278365		2,323.20	92,567.79
31 Dec	31 Dec	Interest (Interest Earned YTD \$206.43) Current Credit Rate 0.5%		37.15	92,604.94
31 Dec		Closing Balance			\$92,604.94

Please retain this statement for taxation purposes