


5/38-42 Auburn St

Wollongong NSW 2500

 1
  1
  2
  2399m²
 1m²

Improve this data

OFF MARKET REPORT Estimated Range 

\$350k — **\$390k** — \$425k

LOW MID HIGH

● High Confidence



Property Details

5/38-42 Auburn St, Wollongong is a 1 bedroom, 1 bathroom Unit with 2 parking spaces and was built in 1996. The property has a land size of 2399m² and a floor size of 1m². While the property is not currently for sale or for rent, it was last sold for \$265,000 in April 2014.

Building Type	Unit
Year Built	1996
Floor Size	1m ²
Land Size	2399m ²
Zoning	Business - B
Lot/Plan	5/SP35553

Valuation Estimate

How much is 5/38-42 Auburn St, Wollongong worth?

Last updated 02 AUG 2019 | About property estimates ②



Property History for 5/38-42 Auburn St, Wollongong

A timeline of how this property has performed in the market

See the full listing history at realestate.com.au

Last Sold

\$265,000

07 APR 2014 - Government



07 APR 2014 - Sold **\$265,000**



31 JUL 2013 - Sold **\$255,000**



20 MAR 1998 - Sold **\$139,990**

See the full listing history at realestate.com.au

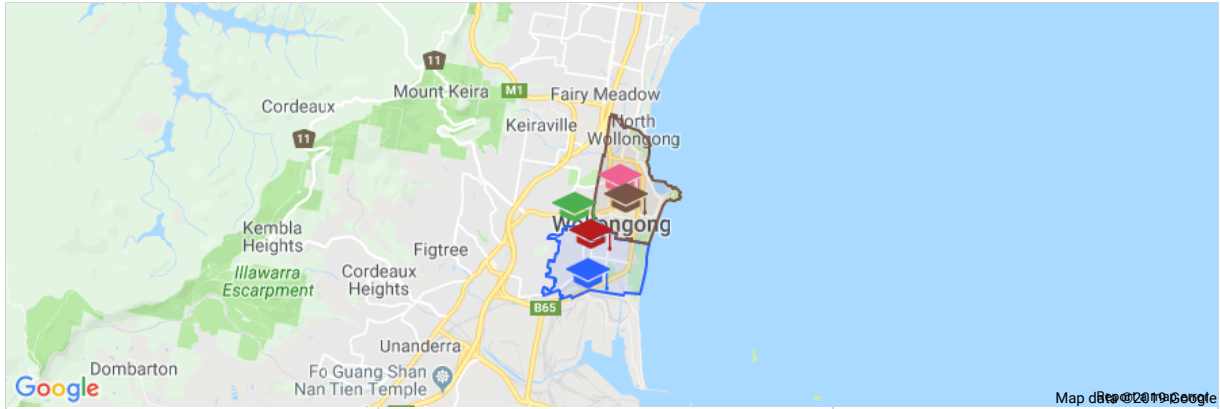
Thinking Airbnb?



Find out how much you can earn if you rent 5/38-42 Auburn St on Airbnb.

How much could I earn?

What's around 5/38-42 Auburn St, Wollongong



Nearby Schools
 Comparable Properties
 Explore the Area

- All
- Primary
- Secondary
- Government
- Private

Government schools

Illawarra Hospital School Special Government
 Children's Ward Level 3 Wollongong NSW 2500 Wollongong 2500
 0.67km

Coniston Public School Primary Government Co-Ed 179 Students
 Coniston 2500
 1.03km

Wollongong Public School Primary Government Co-Ed 459 Students
 Church St Wollongong NSW 2500 Wollongong 2500
 1.04km

Smiths Hill High School Secondary Government Years 7 to 12 Co-Ed 745 Students
 Wollongong 2500
 1.33km

Private schools

ALESCO Illawarra Special Non-Government Years 9 to 12 Co-Ed 79 Students
 Wollongong 2500
 0.13km

Disclaimer



Compare & Find Better Home Loan Rates in Wollongong

Save thousands off your mortgage by comparing the latest Australian home loan offers.

<p>Refinance</p> <p>From 3.62% p.a.</p> <p>comparison rate</p> <p>Compare Now</p>
<p>Investment</p> <p>From 3.92% p.a.</p> <p>comparison rate</p> <p>Compare Now</p>
<p>Owner Occupier</p> <p>From 3.58% p.a.</p> <p>comparison rate</p> <p>Compare Now</p>
<p>Fixed Rate</p> <p>From 4.01% p.a.</p> <p>comparison rate</p> <p>Compare Now</p>

T&C: Rates are indicative only and are subject to change.

[Find Better](#)

Stop paying too much for your energy in Wollongong

Estimated electricity prices for an average home in Wollongong range between \$492.68 and \$735.61 per quarter; **That's a difference of \$971.75 per year!** Click below to see the current top 4 energy deals.

4 offers from 38 deals for this property

<p>Market offer ReAmped Energy</p>	<p>Geelong Cats Momentum Energy</p>	<p>Powerbank Home Powerclub</p>	<p>Freedom CovaU</p>
<p>\$492.68/qtr</p>	<p>\$494.25/qtr</p>	<p>\$494.50/qtr</p>	<p>\$503.23/qtr</p>

Quarterly electricity bill prices based on estimated average daily consumption of 20kWh in Wollongong NSW, and assumes that all applicable conditions of the energy plans are satisfied. The calculation includes pay on time conditional discounts and GST and excludes incentives, fees and other once off charges.

[Compare All Deals](#)

Get free quotes from local services in Wollongong

Select one of our popular services:

- Removalist
- Builder
- Cleaner
- Conveyancing
- Painter
- Browse other services

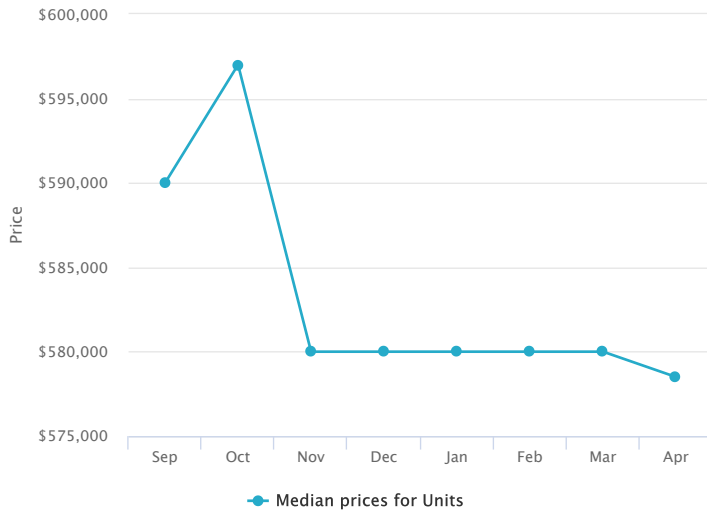
GET FREE QUOTES

with 

Wollongong Suburb Price Trends

Median price for Units in this neighbourhood

\$580,000



Wollongong Suburb Profile

A snapshot of the neighbourhood around you

Age

0-9	6%
10-19	7%
20-29	29%
30-39	14%
40-49	10%
50-59	10%
60-69	10%
70-79	8%
80-89	4%
90-99	1%

Income

0-15.6K	7%
15.6-33.8K	17%
33.8-52K	15%
52-78K	16%
78-130K	20%
130-182K	8%
182K+	7%


Household

Childless Couples	53%
Couples with Children	28%
Single Parents	16%
Other	4%

Occupancy

Owns Outright	24%
Purchaser	16%
Renting	55%
Other	2%
Not Stated	4%

Get more information on the Wollongong profile page



Property News

Helping you make smarter property investment decisions.

[Get the latest news & tips](#)

CoreLogic Copyright and Legal Disclaimers about Property Data

© Copyright 2019 | RP Data Pty Ltd trading as CoreLogic Asia Pacific (CoreLogic) and its licensors are the sole and exclusive owners of all rights, title and interest (including intellectual property rights) subsisting in this publication including any data, analytics, statistics and other information. All rights reserved. No reproduction, distribution, or transmission of the copyrighted materials is permitted. The information is deemed reliable but not guaranteed.