

EASTERN INN EMP...EES SUPER SCHEME

Statement of Financial Position**As At 30 Jun 2022**

	As at 30 Jun 2021	Quantity	As at 30 Jun 2022	Quantity
Balance			Balance	
Assets				
Investments				
Cash and Cash Equivalents				
Westpac Term Deposit#9462	\$ 107,231.08	107,231.08000	\$ 108,088.93	108,088.93000
Total Cash and Cash Equivalents	\$ 107,231.08		\$ 108,088.93	
Managed Investments				
BT Australian Shares Fund	\$ 549,363.59	149,894.57000	\$ 509,551.51	159,618.93000
Total Managed Investments	\$ 549,363.59		\$ 509,551.51	
Units In Unlisted Unit Trusts				
High Street Trust Investment	\$ 4,065,439.35	1	\$ 4,194,843.78	1
Total Units In Unlisted Unit Trusts	\$ 4,065,439.35		\$ 4,194,843.78	
Total Investments	\$ 4,722,034.02		\$ 4,812,484.22	
Other Assets				
Cash At Bank				
Westpac Business Flexi 0635	\$ 40,643.70		\$ 40,643.70	
Westpac Business Flexi 3554	\$ 526,459.78		\$ 337,463.28	
Total Cash At Bank	\$ 567,103.48		\$ 378,106.98	
Receivables				
Investment Income Receivable				
Distributions				
Managed Investments				
BT Australian Shares Fund	\$ 29,314.88		\$ 50,853.93	
Total Managed Investments	\$ 29,314.88		\$ 50,853.93	
Units In Unlisted Unit Trusts				
High Street Trust Investment	\$ 62,006.12		\$ 62,006.12	
Total Units In Unlisted Unit Trusts	\$ 62,006.12		\$ 62,006.12	
Total Distributions	\$ 91,321.00		\$ 112,860.05	
Total Investment Income Receivable	\$ 91,321.00		\$ 112,860.05	
Total Receivables	\$ 91,321.00		\$ 112,860.05	
Fund Suspense				
Westpac Business Flexi 3554	\$ -35,325.76		\$ 27,892.96	
Total Fund Suspense	\$ -35,325.76		\$ 27,892.96	
Total Other Assets	\$ 623,098.72		\$ 518,859.99	
Total Assets	\$ 5,345,132.74		\$ 5,331,344.21	

Liabilities**Other Creditors and Accruals**

SMSF Supervisory Levy	\$ 259.00	\$ 518.00
Total Other Creditors and Accruals	\$ 259.00	\$ 518.00

Member Payments

Lump Sums Paid		
Mr Gordon Tong		
Accumulation	\$ 97,309.83	\$ 97,309.83
Total Mr Gordon Tong	\$ 97,309.83	\$ 97,309.83
Total Lump Sums Paid	\$ 97,309.83	\$ 97,309.83
Total Member Payments	\$ 97,309.83	\$ 97,309.83

Income Tax Payable

Income Tax Payable	\$ 777.60	\$ 1,771.87
--------------------	-----------	-------------

Provision for Income Tax	\$	13,335.00	\$	15,675.00
Franking Credits				
Managed Investments				
BT Australian Shares Fund	\$	-4,772.26	\$	-11,730.02
Total Managed Investments	\$	-4,772.26	\$	-11,730.02
Total Franking Credits	\$	-4,772.26	\$	-11,730.02
Foreign Tax Credits				
Managed Investments				
BT Australian Shares Fund	\$	-16.60	\$	-37.21
Total Managed Investments	\$	-16.60	\$	-37.21
Total Foreign Tax Credits	\$	-16.60	\$	-37.21
Excessive Foreign Tax Credit Writedown		5.13	\$	11.51
Income Tax Instalments Paid	\$	-7,557.00	\$	-3,980.00
Total Income Tax Payable	\$	1,771.87	\$	1,711.15
Other Taxes Payable				
Activity Statement Payable/Refundable		0.00	\$	995.00
Total Other Taxes Payable	\$	0.00	\$	995.00
Total Liabilities	\$	99,340.70	\$	100,533.98

Net Assets

Total Net Assets	\$	5,245,792.04	\$	5,230,810.23
------------------	----	--------------	----	--------------

Member Entitlements**Member Entitlement Accounts**

Mr Colin Tong				
Accumulation	\$	951,895.98	\$	988,943.06
Total Mr Colin Tong	\$	951,895.98	\$	988,943.06
Mr William Tong				
Accumulation	\$	1,174,772.23	\$	1,220,493.54
Total Mr William Tong	\$	1,174,772.23	\$	1,220,493.54
Mrs Siu Tong				
Accumulation	\$	1,512,153.53	\$	1,413,512.65
Pension Account - Death Benefit	\$	791,384.38	\$	799,659.23
Siu Tong	\$	419,487.23	\$	421,085.10
Term Allocated Pension	\$	396,098.69	\$	387,116.65
Total Mrs Siu Tong	\$	3,119,123.83	\$	3,021,373.63
Total Member Entitlement Accounts	\$	5,245,792.04	\$	5,230,810.23
Total Member Entitlements	\$	5,245,792.04	\$	5,230,810.23

EASTERN INN EMP...EES SUPER SCHEME

Operating Statement**From 1 Jul 2021 to 30 Jun 2022**

	1 Jul 2020 to 30 Jun 2021	1 Jul 2021 to 30 Jun 2022
Income		
Investment Gains		
Increase in Market Value		
Managed Investments		
BT Australian Shares Fund	\$ 120,139.59	\$ -74,316.26
Total Managed Investments	\$ 120,139.59	\$ -74,316.26
Units In Unlisted Unit Trusts		
High Street Trust Investment	\$ 84,925.82	\$ 129,404.43
Total Units In Unlisted Unit Trusts	\$ 84,925.82	\$ 129,404.43
Total Increase in Market Value	\$ 205,065.41	\$ 55,088.17
Total Investment Gains	\$ 205,065.41	\$ 55,088.17
Investment Income		
Distributions		
Managed Investments		
BT Australian Shares Fund	\$ 32,454.16	\$ 67,810.46
Total Managed Investments	\$ 32,454.16	\$ 67,810.46
Units In Unlisted Unit Trusts		
High Street Trust Investment	\$ 101,187.12	\$ 94,179.43
Total Units In Unlisted Unit Trusts	\$ 101,187.12	\$ 94,179.43
Total Distributions	\$ 133,641.28	\$ 161,989.89
Interest		
Cash and Cash Equivalents		
Westpac Term Deposit#9462	\$ 2,056.52	\$ 857.85
Total Cash and Cash Equivalents	\$ 2,056.52	\$ 857.85
Cash At Bank		
Westpac Business Flexi 0635	\$ 1.49	\$ 0.00
Westpac Business Flexi 3554	\$ 18.13	\$ 0.00
Total Cash At Bank	\$ 19.62	\$ 0.00
Total Interest	\$ 2,076.14	\$ 857.85
Total Investment Income	\$ 135,717.42	\$ 162,847.74
Other Income		
ATO Interest Payments	\$ 0.96	\$ 0.00
Total Other Income	\$ 0.96	\$ 0.00
Total Income	\$ 340,783.79	\$ 217,935.91

Expenses**Member Payments****Lump Sums Paid**

Mrs Siu Tong		
Accumulation	\$ 0.00	\$ 151,000.00
Total Mrs Siu Tong	\$ 0.00	\$ 151,000.00
Total Lump Sums Paid	\$ 0.00	\$ 151,000.00

Pensions Paid

Mrs Siu Tong		
Pension Account - Death Benefit	\$ 18,990.00	\$ 24,960.71
Siu Tong	\$ 10,067.00	\$ 16,000.00
Term Allocated Pension	\$ 18,943.00	\$ 25,000.00
Total Mrs Siu Tong	\$ 48,000.00	\$ 65,960.71
Total Pensions Paid	\$ 48,000.00	\$ 65,960.71

Total Member Payments	\$	48,000.00	\$	216,960.71
Other Expenses				
Accountancy Fee	\$	4,400.00	\$	0.00
Actuarial Fee	\$	198.00	\$	0.00
Auditor Fee	\$	1,622.50	\$	0.00
Bank Fees				
Cash At Bank				
Westpac Business Flexi 3554	\$	13.00	\$	11.50
Total Cash At Bank	\$	13.00	\$	11.50
Total Bank Fees	\$	13.00	\$	11.50
SMSF Supervisory Levy	\$	518.00	\$	259.00
Total Other Expenses	\$	6,751.50	\$	270.50
Total Expenses	\$	54,751.50	\$	217,231.21
Income Tax				
Income Tax Expense				
Income Tax Expense	\$	13,335.00	\$	15,675.00
Excessive Foreign Tax Credit Writeoff Expense	\$	5.13	\$	11.51
Total Income Tax Expense	\$	13,340.13	\$	15,686.51
Total Income Tax	\$	13,340.13	\$	15,686.51
Net Profit (Loss) Total	\$	272,692.16	\$	-14,981.81



008

THE PROPRIETOR
EASTERN INN
19 SHEBA CRES
PENRITH NSW 2750

PENRITH
CNR HENRY & STATION STS
PENRITH NSW 2750

09 August 2021

Your account renewal notification.

Term Deposit account number: 032-278 71-9462

Term Deposit name: EASTERN INN

Term Deposit name: EASTERN INN EMPLOYEES RETIREMENT FUND

Customer ID: 0169 7812 EASTERN INN

Dear THE PROPRIETOR,

Thank you for renewing your Term Deposit. The details of your account and the dates you need to be aware of are below.

Your current Term Deposit details

Principal amount	\$108,088.93
Renewal date	01 August 2021
Maturity date	01 August 2022
Interest rate	0.25 % p.a.
Interest payment frequency	At Maturity
Term	12 Months

Other Information.

The principal of \$107,231.08 and interest of \$857.85 from this deposit was reinvested.



ANNUAL STATEMENT

30 June 2022



MR G TONG ATF
EASTERN INN EMPLOYEES R/F
182 HOMESTEAD ROAD
ORCHARD HILLS NSW 2748

Investor Number C03016227

Enquiries 132 135

Internet bt.com.au

Issue Date 15 July 2022

This is not a Tax statement. Please refer to your BT Tax statement to assist in completing your return.

INVESTMENT SUMMARY

Account Balance at 1 July 2021 [^]		\$549,363.59	(O)
Investments	Reinvested distributions	\$34,504.18	
	Total Investments	\$34,504.18	(I)
Deductions	Total Distributions / Flexi Payment	\$34,504.18	
	Plan payments ¹		
	Total Deductions	\$34,504.18	(D)
Net Earnings ²		-\$39,812.08	(N)
Account Balance at 30 June 2022		\$509,551.51	(C)
Withdrawal Value at 30 June 2022		\$509,551.51	

¹ Details of distributions and Flexi Payment Plan payments are contained in your Transaction Details. 1 July distribution amounts listed in your Transaction Details relate to income accrued in the previous period (that is, the previous financial year ended 30 June) and were paid this period. For Australian taxation purposes this amount is deemed to be income for the previous financial year.

² Net Earnings

$N = C \text{ (balance 30 June 2022) } + D \text{ (deductions) } - I \text{ (investments) } - O \text{ (balance 01 July 2021)}$

Net earnings reflects the change in market value of the funds underlying investments over the period plus any distribution amounts you have been paid in the period.

[^] The opening balance stated here is the closing balance at 30 June 2021. This value has been calculated with the unit price as at 30 June, prior to the payment of any distribution income.

SUMMARY OF DISTRIBUTION PAYMENTS FROM 1 JULY 2021 TO 30 JUNE 2022

	payment method	amount
BT Investment Funds		
BT Australian Share Fund	distribution reinvested	\$34,504.18
Total distribution for the period		\$34,504.18

If you elected to have distributions and/or flexi payments made to your nominated bank account then the bank details shown reflect your current distribution bank account details. If you changed your distribution bank account details during the financial year then your previous bank account will not be displayed.

SUMMARY OF DISTRIBUTION PAYMENTS FOR 1 JULY 2022

	payment method	amount
BT Investment Funds		
BT Australian Share Fund	distribution reinvested	\$43,184.18
Total distribution for 1 July 2022		\$43,184.18

Distribution payments: for more information about distributions please refer to "Information about distribution payments" in the Statement Information section.


SUMMARY OF YOUR INVESTMENT

	units	exit price*	investment value
BT Investment Funds			
BT Australian Share Fund	159,618.93	\$3.1923	\$509,551.51
Total Investment Value			\$509,551.51

* At 30 June 2022

TRANSACTION DETAILS

BT Investment Funds						
BT Australian Share Fund						
Transaction date	Transaction description	Gross amount	Rebates and fees	Net amount	Unit price	Number of units
1 Jul 2021	opening balance	\$549,363.59		\$549,363.59	\$3.6650	149,894.57
1 Jul 2021	distribution					
	reinvested	\$21,645.13		\$21,645.13	\$3.5298	6,132.11
1 Oct 2021	distribution					



Statement Period
09 June 2022 - 09 December 2022

Westpac Business One Flexi



THE DIRECTOR
EASTERN INN
182 HOMESTEAD RD
ORCHARD HILLS NSW 2748

Account Name
**EASTERN INN SUPERFUND ACCOUNT-
ACCUMULATION**

Customer ID
0169 7812 EASTERN INN

BSB Account Number
032-278 450 635

Opening Balance	+ \$40,643.70
Total Credits	+ \$0.00
Total Debits	- \$0.00
Closing Balance	+ \$40,643.70

INTEREST RATES (PER ANNUM) ON CREDIT BALANCES

Effective Date	\$0 to \$1999	Over \$1999 to \$9999	Over \$9999 to \$19999	Over \$19999 to \$49999
13 Nov 2020	0.00 %	0.00 %	0.00 %	0.00 %
Effective Date	Over \$49999 to \$99999	Over \$99999 to \$249999	Over \$249999 to \$499999	Over \$499999
13 Nov 2020	0.00 %	0.00 %	0.00 %	0.00 %

TRANSACTIONS

Please check all entries on this statement and promptly inform Westpac of any possible error or unauthorised transaction.

DATE	TRANSACTION DESCRIPTION	DEBIT	CREDIT	BALANCE
09/06/22	STATEMENT OPENING BALANCE			40,643.70
09/12/22	CLOSING BALANCE			40,643.70

CONVENIENCE AT YOUR FINGERTIPS

Use Online, Mobile or Tablet Banking to pay bills, transfer funds, check your account balances and much more


TRANSACTION FEE SUMMARY

To reconcile your Transaction Fee Summary you may need to refer to transactions listed on your previous statement(s).

Fee(s) charged to account 032-278 45-0635

01 JUL 2022

Total
\$0.00



Statement Period
09 December 2021 - 09 June 2022

Westpac Business One Flexi



THE DIRECTOR
EASTERN INN
182 HOMESTEAD RD
ORCHARD HILLS NSW 2748

Account Name
EASTERN INN SUPERFUND ACCOUNT-
ACCUMULATION

Customer ID
0169 7812 EASTERN INN

BSB Account Number
032-278 450 635

Opening Balance	+ \$40,643.70
Total Credits	+ \$0.00
Total Debits	- \$0.00
Closing Balance	+ \$40,643.70

INTEREST RATES (PER ANNUM) ON CREDIT BALANCES

Effective Date	\$0 to \$1999	Over \$1999 to \$9999	Over \$9999 to \$19999	Over \$19999 to \$49999
13 Nov 2020	0.00 %	0.00 %	0.00 %	0.00 %
Effective Date	Over \$49999 to \$99999	Over \$99999 to \$249999	Over \$249999 to \$499999	Over \$499999
13 Nov 2020	0.00 %	0.00 %	0.00 %	0.00 %

TRANSACTIONS

Please check all entries on this statement and promptly inform Westpac of any possible error or unauthorised transaction

DATE	TRANSACTION DESCRIPTION	DEBIT	CREDIT	BALANCE
09/12/21	STATEMENT OPENING BALANCE			40,643.70
09/06/22	CLOSING BALANCE			40,643.70

CONVENIENCE AT YOUR FINGERTIPS

Use Online, Mobile or Tablet Banking to pay bills, transfer funds, check your account balances and much more


TRANSACTION FEE SUMMARY

To reconcile your Transaction Fee Summary you may need to refer to transactions listed on your previous statement(s).

Fee(s) charged to account 032-278 45-0635

04 JAN 2022

Total
\$0.00



Statement Period
09 June 2021 - 09 December 2021

Westpac Business One Flexi



THE DIRECTOR
EASTERN INN
182 HOMESTEAD RD
ORCHARD HILLS NSW 2748

Account Name
EASTERN INN SUPERFUND ACCOUNT-
ACCUMULATION

Customer ID
0169 7812 EASTERN INN

BSB
032-278

Account Number
450 635

Opening Balance	+ \$40,643.70
Total Credits	+ \$0.00
Total Debits	- \$0.00
Closing Balance	+ \$40,643.70

INTEREST RATES (PER ANNUM) ON CREDIT BALANCES

Effective Date	\$0 to \$1999	Over \$1999 to \$9999	Over \$9999 to \$19999	Over \$19999 to \$49999
13 Nov 2020	0.00 %	0.00 %	0.00 %	0.00 %
Effective Date	Over \$49999 to \$99999	Over \$99999 to \$249999	Over \$249999 to \$499999	Over \$499999
13 Nov 2020	0.00 %	0.00 %	0.00 %	0.00 %

TRANSACTIONS

Please check all entries on this statement and promptly inform Westpac of any possible error or unauthorised transaction

DATE	TRANSACTION DESCRIPTION	DEBIT	CREDIT	BALANCE
09/06/21	STATEMENT OPENING BALANCE			40,643.70
09/12/21	CLOSING BALANCE			40,643.70

CONVENIENCE AT YOUR FINGERTIPS

Use Online, Mobile or Tablet Banking to pay bills, transfer funds, check your account balances and much more


TRANSACTION FEE SUMMARY

To reconcile your Transaction Fee Summary you may need to refer to transactions listed on your previous statement(s).

Fee(s) charged to account 032-278 45-0635

01 JUL 2021

Total
\$0.00



Statement Period
01 June 2022 - 01 July 2022

Westpac Business One Flexi



THE DIRECTOR
EASTERN INN
182 HOMESTEAD RD
ORCHARD HILLS NSW 2748

Account Name
**EASTERN INN EMPLOYEES
RETIREMENT FUND**

Customer ID
0169 7812 EASTERN INN

BSB
032-278

Account Number
203 554

Opening Balance	+ \$237,463.28
Total Credits	+ \$100,000.00
Total Debits	- \$8,000.50
Closing Balance	+ \$329,462.78

INTEREST RATES (PER ANNUM) ON CREDIT BALANCES

Effective Date	\$0 to \$1999	Over \$1999 to \$9999	Over \$9999 to \$19999	Over \$19999 to \$49999
13 Nov 2020	0.00 %	0.00 %	0.00 %	0.00 %
Effective Date	Over \$49999 to \$99999	Over \$99999 to \$249999	Over \$249999 to \$499999	Over \$499999
13 Nov 2020	0.00 %	0.00 %	0.00 %	0.00 %


TRANSACTIONS

Please check all entries on this statement and promptly inform Westpac of any possible error or unauthorised transaction.

DATE	TRANSACTION DESCRIPTION	DEBIT	CREDIT	BALANCE
01/06/22	STATEMENT OPENING BALANCE			237,463.28
28/06/22	Deposit Online 2865758 Tfr Westpac Bus			
	Distribution to Sf		100,000.00	337,463.28
01/07/22	Transaction Fee	0.50		337,462.78
01/07/22	Withdrawal/Cheque 200358	8,000.00		329,462.78
01/07/22	CLOSING BALANCE			329,462.78

CONVENIENCE AT YOUR FINGERTIPS

Use Online, Mobile or Tablet Banking to pay bills, transfer funds, check your account balances and much more.



Statement Period
29 April 2022 - 01 June 2022

Westpac Business One Flexi



THE DIRECTOR
EASTERN INN
182 HOMESTEAD RD
ORCHARD HILLS NSW 2748

Account Name
**EASTERN INN EMPLOYEES
RETIREMENT FUND**

Customer ID
0169 7812 EASTERN INN

BSB
032-278

Account Number
203 554

Opening Balance	+ \$237,465.28
Total Credits	+ \$0.00
Total Debits	- \$2.00
Closing Balance	+ \$237,463.28

INTEREST RATES (PER ANNUM) ON CREDIT BALANCES

Effective Date	\$0 to \$1999	Over \$1999 to \$9999	Over \$9999 to \$19999	Over \$19999 to \$49999
13 Nov 2020	0.00 %	0.00 %	0.00 %	0.00 %
Effective Date	Over \$49999 to \$99999	Over \$99999 to \$249999	Over \$249999 to \$499999	Over \$499999
13 Nov 2020	0.00 %	0.00 %	0.00 %	0.00 %


TRANSACTIONS

Please check all entries on this statement and promptly inform Westpac of any possible error or unauthorised transaction.

DATE	TRANSACTION DESCRIPTION	DEBIT	CREDIT	BALANCE
29/04/22	STATEMENT OPENING BALANCE			237,465.28
02/05/22	Transaction Fee	2.00		237,463.28
01/06/22	CLOSING BALANCE			237,463.28

CONVENIENCE AT YOUR FINGERTIPS

Use Online, Mobile or Tablet Banking to pay bills, transfer funds, check your account balances and much more



Statement Period
01 April 2022 - 29 April 2022

Westpac Business One Flexi



THE DIRECTOR
EASTERN INN
182 HOMESTEAD RD
ORCHARD HILLS NSW 2748

Account Name
**EASTERN INN EMPLOYEES
RETIREMENT FUND**

Customer ID
0169 7812 EASTERN INN

BSB
032-278 Account Number
203 554

Opening Balance	+ \$246,460.28
Total Credits	+ \$0.00
Total Debits	- \$8,995.00
Closing Balance	+ \$237,465.28

INTEREST RATES (PER ANNUM) ON CREDIT BALANCES

Effective Date	\$0 to \$1999	Over \$1999 to \$9999	Over \$9999 to \$19999	Over \$19999 to \$49999
13 Nov 2020	0.00 %	0.00 %	0.00 %	0.00 %
Effective Date	Over \$49999 to \$99999	Over \$99999 to \$249999	Over \$249999 to \$499999	Over \$499999
13 Nov 2020	0.00 %	0.00 %	0.00 %	0.00 %

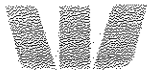
TRANSACTIONS

Please check all entries on this statement and promptly inform Westpac of any possible error or unauthorised transaction

DATE	TRANSACTION DESCRIPTION	DEBIT	CREDIT	BALANCE
01/04/22	STATEMENT OPENING BALANCE			246,460.28
14/04/22	Withdrawal/Cheque 200356	8,000.00		238,460.28
20/04/22	Withdrawal/Cheque 200357	995.00		237,465.28
29/04/22	CLOSING BALANCE			237,465.28

CONVENIENCE AT YOUR FINGERTIPS

Use Online, Mobile or Tablet Banking to pay bills, transfer funds, check your account balances and much more



Statement Period
01 March 2022 - 01 April 2022

Westpac Business One Flexi



THE DIRECTOR
EASTERN INN
182 HOMESTEAD RD
ORCHARD HILLS NSW 2748

Account Name
**EASTERN INN EMPLOYEES
RETIREMENT FUND**

Customer ID
0169 7812 EASTERN INN

BSB Account Number
032-278 203 554

Opening Balance	+ \$246,461.28
Total Credits	+ \$0.00
Total Debits	- \$1.00
Closing Balance	+ \$246,460.28

INTEREST RATES (PER ANNUM) ON CREDIT BALANCES

Effective Date	\$0 to \$1999	Over \$1999 to \$9999	Over \$9999 to \$19999	Over \$19999 to \$49999
13 Nov 2020	0.00 %	0.00 %	0.00 %	0.00 %
Effective Date	Over \$49999 to \$99999	Over \$99999 to \$249999	Over \$249999 to \$499999	Over \$499999
13 Nov 2020	0.00 %	0.00 %	0.00 %	0.00 %


TRANSACTIONS

Please check all entries on this statement and promptly inform Westpac of any possible error or unauthorised transaction.

DATE	TRANSACTION DESCRIPTION	DEBIT	CREDIT	BALANCE
01/03/22	STATEMENT OPENING BALANCE			246,461.28
01/04/22	Transaction Fee	1.00		246,460.28
01/04/22	CLOSING BALANCE			246,460.28

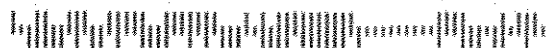
CONVENIENCE AT YOUR FINGERTIPS

Use Online, Mobile or Tablet Banking to pay bills, transfer funds, check your account balances and much more



Statement Period
01 February 2022 - 01 March 2022

Westpac Business One Flexi



THE DIRECTOR
EASTERN INN
182 HOMESTEAD RD
ORCHARD HILLS NSW 2748

Account Name
**EASTERN INN EMPLOYEES
RETIREMENT FUND**

Customer ID
0169 7812 EASTERN INN

BSB
032-278

Account Number
203 554

Opening Balance	+ \$501,458.28
Total Credits	+ \$0.00
Total Debits	- \$254,997.00
Closing Balance	+ \$246,461.28

INTEREST RATES (PER ANNUM) ON CREDIT BALANCES

Effective Date	\$0 to \$1999	Over \$1999 to \$9999	Over \$9999 to \$19999	Over \$19999 to \$49999
13 Nov 2020	0.00 %	0.00 %	0.00 %	0.00 %
Effective Date	Over \$49999 to \$99999	Over \$99999 to \$249999	Over \$249999 to \$499999	Over \$499999
13 Nov 2020	0.00 %	0.00 %	0.00 %	0.00 %

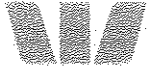
TRANSACTIONS

Please check all entries on this statement and promptly inform Westpac of any possible error or unauthorised transaction.

DATE	TRANSACTION DESCRIPTION	DEBIT	CREDIT	BALANCE
01/02/22	STATEMENT OPENING BALANCE			501,458.28
02/02/22	Withdrawal/Cheque 200353	8,000.00		493,458.28
21/02/22	Withdrawal/Cheque 200354	995.00		492,463.28
01/03/22	Transaction Fee	2.00		492,461.28
01/03/22	Withdrawal/Cheque 200355	246,000.00		246,461.28
01/03/22	CLOSING BALANCE			246,461.28

CONVENIENCE AT YOUR FINGERTIPS

Use Online, Mobile or Tablet Banking to pay bills, transfer funds, check your account balances and much more.



Statement Period
31 December 2021 - 01 February 2022

Westpac Business One Flexi



THE DIRECTOR
EASTERN INN
182 HOMESTEAD RD
ORCHARD HILLS NSW 2748

Account Name
**EASTERN INN EMPLOYEES
RETIREMENT FUND**

Customer ID
0169 7812 EASTERN INN

BSB
032-278

Account Number
203 554

Opening Balance	+ \$501,459.28
Total Credits	+ \$0.00
Total Debits	- \$1.00
Closing Balance	+ \$501,458.28

INTEREST RATES (PER ANNUM) ON CREDIT BALANCES

Effective Date	\$0 to \$1999	Over \$1999 to \$9999	Over \$9999 to \$19999	Over \$19999 to \$49999
13 Nov 2020	0.00 %	0.00 %	0.00 %	0.00 %
Effective Date	Over \$49999 to \$99999	Over \$99999 to \$249999	Over \$249999 to \$499999	Over \$499999
13 Nov 2020	0.00 %	0.00 %	0.00 %	0.00 %


TRANSACTIONS

Please check all entries on this statement and promptly inform Westpac of any possible error or unauthorised transaction.

DATE	TRANSACTION DESCRIPTION	DEBIT	CREDIT	BALANCE
31/12/21	STATEMENT OPENING BALANCE			501,459.28
04/01/22	Transaction Fee	1.00		501,458.28
01/02/22	CLOSING BALANCE			501,458.28

CONVENIENCE AT YOUR FINGERTIPS

Use Online, Mobile or Tablet Banking to pay bills, transfer funds, check your account balances and much more



Statement Period
01 September 2021 - 01 November 2021

Westpac Business One Flexi



THE DIRECTOR
EASTERN INN
182 HOMESTEAD RD
ORCHARD HILLS NSW 2748

Account Name
**EASTERN INN EMPLOYEES
RETIREMENT FUND**

Customer ID
0169 7812 EASTERN INN

BSB
032-278

Account Number
203 554

Opening Balance	+ \$518,456.28
Total Credits	+ \$0.00
Total Debits	- \$8,997.00
Closing Balance	+ \$509,459.28

INTEREST RATES (PER ANNUM) ON CREDIT BALANCES

Effective Date	\$0 to \$1999	Over \$1999 to \$9999	Over \$9999 to \$19999	Over \$19999 to \$49999
13 Nov 2020	0.00 %	0.00 %	0.00 %	0.00 %
Effective Date	Over \$49999 to \$99999	Over \$99999 to \$249999	Over \$249999 to \$499999	Over \$499999
13 Nov 2020	0.00 %	0.00 %	0.00 %	0.00 %


TRANSACTIONS

Please check all entries on this statement and promptly inform Westpac of any possible error or unauthorised transaction.

DATE	TRANSACTION DESCRIPTION	DEBIT	CREDIT	BALANCE
01/09/21	STATEMENT OPENING BALANCE			\$518,456.28
08/10/21	Withdrawal/Cheque 200350	8,000.00		\$510,456.28
19/10/21	Withdrawal/Cheque 200351	995.00		\$509,461.28
01/11/21	Transaction Fee	2.00		\$509,459.28
01/11/21	CLOSING BALANCE			\$509,459.28

CONVENIENCE AT YOUR FINGERTIPS

Use Online, Mobile or Tablet Banking to pay bills, transfer funds, check your account balances and much more



Statement Period
01 July 2021 - 01 September 2021

Westpac Business One Flexi



THE DIRECTOR
EASTERN INN
182 HOMESTEAD RD
ORCHARD HILLS NSW 2748

Account Name
**EASTERN INN EMPLOYEES
RETIREMENT FUND**

Customer ID
0169 7812 EASTERN INN

BSB
032-278

Account Number
203 554

Opening Balance	+ \$526,457.28
Total Credits	+ \$0.00
Total Debits	- \$8,001.00
Closing Balance	+ \$518,456.28

INTEREST RATES (PER ANNUM) ON CREDIT BALANCES

Effective Date	\$0 to \$1999	Over \$1999 to \$9999	Over \$9999 to \$19999	Over \$19999 to \$49999
13 Nov 2020	0.00 %	0.00 %	0.00 %	0.00 %
Effective Date	Over \$49999 to \$99999	Over \$99999 to \$249999	Over \$249999 to \$499999	Over \$499999
13 Nov 2020	0.00 %	0.00 %	0.00 %	0.00 %

TRANSACTIONS

Please check all entries on this statement and promptly inform Westpac of any possible error or unauthorised transaction

DATE	TRANSACTION DESCRIPTION	DEBIT	CREDIT	BALANCE
01/07/21	STATEMENT OPENING BALANCE			526,457.28
03/08/21	Withdrawal/Cheque 200349	8,000.00		518,457.28
01/09/21	Transaction Fee	1.00		518,456.28
01/09/21	CLOSING BALANCE			518,456.28

CONVENIENCE AT YOUR FINGERTIPS

Use Online, Mobile or Tablet Banking to pay bills, transfer funds, check your account balances and much more



TAX STATEMENT

1 July 2021 to 30 June 2022

004125 008



MR G TONG ATF
EASTERN INN EMPLOYEES R/F
182 HOMESTEAD ROAD
ORCHARD HILLS NSW 2748

Investor Number C03016227

Enquiries 132 135
Internet bt.com.au

Issue Date 19 July 2022

SUMMARY: Information for your 2022 tax return

tax return instructions item	amount	tax return label
non-primary production income	\$1,395.93	13U
franked distributions	\$33,579.42	13C
franking credits	\$11,730.02	13Q
credit for TFN amounts withheld	\$0.00	13R
total capital gains	\$32,060.20	18H
net capital gains	\$16,030.10	18A
foreign income	\$294.96	20E/20M
Australian franking credits from a NZ company	\$0.00	20F
foreign income tax offset	\$37.21	20O
other MIT withholding tax	\$0.00	
clean building MIT withholding tax	\$0.00	
NCMI MIT withholding tax	\$0.00	
excluded from NCMI MIT withholding tax	\$0.00	
dividend and interest withholding tax	\$0.00	

If you are a complying Superannuation Fund, your net capital gain is \$21,373.46.

If you are a company your net capital gain is \$32,060.20.

If you are a non-complying Superannuation Fund, your net capital gain is \$16,030.10.

The summary shows the taxable components of all the distributions you received from your investments during the financial year. Individual details for each fund are overleaf.

Please note:

- Your Tax Statement forms a payment summary for the purpose of the Taxation Administration Act 1953. Please retain your Tax Statement for income tax purposes.
- No details are provided for funds that did not distribute over the financial year.

If you are an individual and require help with completing your Australian tax return, please refer to 'A guide to your 2021-2022 BT Tax Statement' and/or 'A guide to your 2021-2022 BT Cash Tax Statement'. All tax guides are available online for viewing or download at bt.com.au/taxguides.

Capital Gains Tax Statement

If you switched, withdrew or transferred units during the year, you may receive a BT Capital Gains Tax Statement. This will provide a breakdown of the capital gain or loss realised on your investment that you will need to include in your tax return.

TAX COMPONENTS BY FUND

	distributions received	tax offsets	taxable income
BT Investment Funds			
BT Australian Share Fund - AMMA Statement			
non-primary production income			
unfranked dividends	\$75.27		\$75.27
unfranked dividends-CFI	\$1,271.90		\$1,271.90
interest (subject to non-resident WHT)	\$46.29		\$46.29
non-concessional MIT income (NCMI)	\$2.47		\$2.47
			\$1,395.93
franked dividends	\$21,849.40	\$11,730.02	\$33,579.42
net capital gains			
discount method NTARP	\$16,026.74		\$16,026.74
discount method TARP	\$3.36		\$3.36
CGT gross up amount	\$16,030.10		
			\$16,030.10
foreign income	\$257.75	\$37.21	\$294.96
other non-assessable amounts	\$479.95		
total distributions	\$56,043.23		
AMIT cost base net amount-excess	\$479.95		



Australian Government
Australian Taxation Office

Agent MONEYTAX (BROOKVALE)
Client THE TRUSTEE FOR EASTERN INN
EMPLOYEES SUPER SCHEME
ABN 60 850 671 421
TFN 96 712 984

Activity statement 001

Date generated	12 May 2023
Overdue	\$0.00
Not yet due	\$0.00
Balance	\$0.00

Transactions

35 results found - from **12 May 2019** to **12 May 2023** sorted by **processed date** ordered **newest to oldest**

Processed date	Effective date	Description	Debit (DR)	Credit (CR)	Balance
26 Apr 2023	28 Apr 2023	Original Activity Statement for the period ending 31 Mar 23 - PAYG Instalments	\$1,014.00		\$0.00
24 Apr 2023	20 Apr 2023	Payment received		\$1,014.00	\$1,014.00 CR
23 Feb 2023	28 Feb 2023	Original Activity Statement for the period ending 31 Dec 22 - PAYG Instalments	\$1,014.00		\$0.00
21 Feb 2023	20 Feb 2023	Payment received		\$1,014.00	\$1,014.00 CR
25 Oct 2022	28 Oct 2022	Original Activity Statement for the period ending 30 Sep 22 - PAYG Instalments	\$1,014.00		\$0.00
20 Oct 2022	19 Oct 2022	Payment received		\$1,014.00	\$1,014.00 CR
22 Jul 2022	28 Jul 2022	Original Activity Statement for the period ending 30 Jun 22 - PAYG Instalments	\$995.00		\$0.00
20 Jul 2022	18 Jul 2022	Payment received		\$995.00	\$995.00 CR
26 Apr 2022	28 Apr 2022	Original Activity Statement for the period ending 31 Mar 22 - PAYG Instalments	\$995.00		\$0.00

Processed date	Effective date	Description	Debit (DR)	Credit (CR)	Balance
21 Apr 2022	19 Apr 2022	Payment received		\$995.00	\$995.00 CR
24 Feb 2022	28 Feb 2022	Original Activity Statement for the period ending 31 Dec 21 - PAYG Instalments	\$995.00		\$0.00
21 Feb 2022	18 Feb 2022	Payment received		\$995.00	\$995.00 CR
26 Oct 2021	28 Oct 2021	Original Activity Statement for the period ending 30 Sep 21 - PAYG Instalments	\$995.00		\$0.00
20 Oct 2021	19 Oct 2021	Payment received		\$995.00	\$995.00 CR
27 Jul 2021	28 Jul 2021	Original Activity Statement for the period ending 30 Jun 21		\$0.00	\$0.00
27 Apr 2021	28 Apr 2021	Original Activity Statement for the period ending 31 Mar 21 - PAYG Instalments	\$2,519.00		\$0.00
21 Apr 2021	20 Apr 2021	Payment received		\$2,519.00	\$2,519.00 CR
25 Feb 2021	2 Mar 2021	Original Activity Statement for the period ending 31 Dec 20 - PAYG Instalments	\$2,519.00		\$0.00
23 Feb 2021	20 Feb 2021	Payment received		\$2,519.00	\$2,519.00 CR
28 Oct 2020	28 Oct 2020	Original Activity Statement for the period ending 30 Sep 20 - PAYG Instalments	\$2,519.00		\$0.00
21 Oct 2020	20 Oct 2020	Payment received		\$2,519.00	\$2,519.00 CR
29 Jul 2020	28 Jul 2020	Original Activity Statement for the period ending 30 Jun 20 - PAYG Instalments	\$2,645.00		\$0.00
22 Jul 2020	21 Jul 2020	Payment received		\$2,645.00	\$2,645.00 CR
29 Apr 2020	28 Apr 2020	Original Activity Statement for the period ending 31 Mar 20 - PAYG Instalments	\$2,645.00		\$0.00

Processed date	Effective date	Description	Debit (DR)	Credit (CR)	Balance
22 Apr 2020	21 Apr 2020	Payment received		\$2,645.00	\$2,645.00 CR
3 Mar 2020	2 Mar 2020	Payment received		\$420.00	\$0.00
17 Feb 2020	12 Mar 2020	Penalty for failure to lodge Activity Statement on time for the period ending 30 Sep 19	\$420.00		\$420.00 DR
21 Jan 2020	21 Jan 2020	General interest charge			\$0.00
21 Jan 2020	20 Jan 2020	Payment received		\$5,290.00	\$0.00
21 Jan 2020	14 Dec 2019	General interest charge			\$5,290.00 DR
14 Jan 2020	28 Feb 2020	Original Activity Statement for the period ending 31 Dec 19 - PAYG Instalments	\$2,645.00		\$5,290.00 DR
14 Jan 2020	25 Nov 2019	Original Activity Statement for the period ending 30 Sep 19 - PAYG Instalments	\$2,645.00		\$2,645.00 DR
28 Sep 2019	31 Aug 2019	General interest charge			\$0.00
10 Sep 2019	9 Sep 2019	Payment		\$9,908.00	\$0.00
9 Sep 2019	26 Aug 2019	Original Activity Statement for the period ending 30 Jun 19 - PAYG Instalments	\$9,908.00		\$9,908.00 DR



Australian Government
Australian Taxation Office

Agent MONEYTAX (BROOKVALE)
Client THE TRUSTEE FOR EASTERN INN
EMPLOYEES SUPER SCHEME
ABN 60 850 671 421
TFN 96 712 984

Income tax 551

Date generated	12 May 2023
Overdue	\$0.00
Not yet due	\$0.00
Balance	\$0.00

Transactions

11 results found - from **12 May 2019** to **12 May 2023** sorted by **processed date** ordered **newest to oldest**

Processed date	Effective date	Description	Debit (DR)	Credit (CR)	Balance
20 May 2021	20 May 2021	General interest charge			\$0.00
20 May 2021	19 May 2021	Payment received		\$5,762.03	\$0.00
20 May 2021	5 May 2021	General interest charge			\$5,762.03 DR
11 May 2021	28 Jul 2020	Tax return Self Man Superfund - Income Tax for the period from 01 Jul 18 to 30 Jun 19	\$5,762.03		\$5,762.03 DR
5 May 2021	10 May 2021	EFT refund for Income Tax for the period from 01 Jul 19 to 30 Jun 20	\$6,341.73		\$0.00
5 May 2021	5 May 2021	Interest on overpayment for Income Tax for the period from 01 Jul 19 to 30 Jun 20		\$0.96	\$6,341.73 CR
5 May 2021	1 Dec 2020	Tax return Self Man Superfund - Income Tax for the period from 01 Jul 19 to 30 Jun 20		\$6,340.77	\$6,340.77 CR
19 Jun 2019	19 Jun 2019	General interest charge			\$0.00
19 Jun 2019	18 Jun 2019	Payment received		\$8,288.27	\$0.00
3 Jun 2019	3 Jun 2019	General interest charge			\$8,288.27 DR

Processed date	Effective date	Description	Debit (DR)	Credit (CR)	Balance
30 May 2019	15 May 2019	Tax return Self Man Superfund - Income Tax for the period from 01 Jul 17 to 30 Jun 18	\$8,288.27		\$8,288.27 DR

EASTERN INN EMP...EES SUPER SCHEME

Trial Balance**As At 30 Jun 2022**

	Debit	As at 30 Jun 2021 Credit	Quantity	Debit	As at 30 Jun 2022 Credit	Quantity
Income						
Investment Gains						
Increase in Market Value						
Managed Investments						
BT Australian Shares Fund	\$	120,139.59		\$	74,316.26	
Total Managed Investments	\$	120,139.59		\$	74,316.26	
Units In Unlisted Unit Trusts						
High Street Trust Investment	\$	84,925.82		\$	129,404.43	
Total Units In Unlisted Unit Trusts	\$	84,925.82		\$	129,404.43	
Total Increase in Market Value	\$	205,065.41		\$	55,088.17	
Total Investment Gains	\$	205,065.41		\$	55,088.17	
Investment Income						
Distributions						
Managed Investments						
BT Australian Shares Fund	\$	32,454.16		\$	67,810.46	
Total Managed Investments	\$	32,454.16		\$	67,810.46	
Units In Unlisted Unit Trusts						
High Street Trust Investment	\$	101,187.12		\$	94,179.43	
Total Units In Unlisted Unit Trusts	\$	101,187.12		\$	94,179.43	
Total Distributions	\$	133,641.28		\$	161,989.89	
Interest						
Cash and Cash Equivalents						
Westpac Term Deposit#9462	\$	2,056.52		\$	857.85	
Total Cash and Cash Equivalents	\$	2,056.52		\$	857.85	
Cash At Bank						
Westpac Business Flexi 0635	\$	1.49		\$	0.00	
Westpac Business Flexi 3554	\$	18.13		\$	0.00	
Total Cash At Bank	\$	19.62		\$	0.00	
Total Interest	\$	2,076.14		\$	857.85	
Total Investment Income	\$	135,717.42		\$	162,847.74	
Other Income						
ATO Interest Payments	\$	0.96		\$	0.00	
Total Other Income	\$	0.96		\$	0.00	
Total Income	\$	340,783.79		\$	217,935.91	

Expenses**Member Payments****Lump Sums Paid**

Mrs Siu Tong						
Accumulation	\$	0.00		\$	151,000.00	
Total Mrs Siu Tong	\$	0.00		\$	151,000.00	
Total Lump Sums Paid	\$	0.00		\$	151,000.00	

Pensions Paid

Mrs Siu Tong						
Pension Account 18090000 Benefit	\$	24,960.71		\$	24,960.71	
Siu Tong	\$	10,067.00		\$	16,000.00	
Term Allocated Pension	\$	25,000.00		\$	25,000.00	
Total Mrs Siu Tong	\$	48,000.00		\$	65,960.71	
Total Pensions Paid	\$	48,000.00		\$	65,960.71	

Total Member Payments	\$ 48,000.00	\$ 216,960.71	
Other Expenses			
Accountancy Fee	4,400.00	\$ 0.00	
Actuarial Fee	198.00	\$ 0.00	
Auditor Fee	\$ 1,622.50	\$ 0.00	
Bank Fees			
Cash At Bank			
Westpac Business Flexi	11.50	\$ 11.50	
Total Cash At Bank	13.00	\$ 11.50	
Total Bank Fees	\$ 13.00	\$ 11.50	
SMSF Superannuation Levy	518.00	\$ 259.00	
Total Other Expenses	\$ 6,751.50	\$ 270.50	
Total Expenses	\$ 54,751.50	\$ 217,231.21	

Income Tax**Income Tax Expense**

Income Tax Expense	13,335.00	\$ 15,675.00	
Excessive Foreign Tax Credit Writeoff Expense		\$ 11.51	
Total Income Tax Expense	13,340.13	\$ 15,686.51	
Total Income Tax	\$ 13,340.13	\$ 15,686.51	

Profit & Loss Clearing Account

Total Profit & Loss Clearing Account	272,692.16	\$ 14,981.81	
--------------------------------------	------------	--------------	--

Assets**Investments**

Cash and Cash Equivalents			
Westpac Term Deposits	107,231.08000	\$ 108,088.93	108,088.93000
Total Cash and Cash Equivalents	107,231.08	\$ 108,088.93	
Managed Investments			
BT Australia Shares	549,863.59	149,894.57000	\$ 509,551.51
Total Managed Investments	549,863.59	\$ 509,551.51	
Units In Unlisted Unit Trusts			
High Street Trust	1,065,439.35	1	\$ 4,194,843.78
Total Units In Unlisted Unit Trusts	1,065,439.35	\$ 4,194,843.78	
Total Investments	\$ 4,722,034.02	\$ 4,812,484.22	

Other Assets

Cash At Bank			
Westpac Business Flexi	40,643.70	\$ 40,643.70	
Westpac Business Flexi	337,463.28	\$ 337,463.28	
Total Cash At Bank	567,106.98	\$ 378,106.98	
Receivables			
Investment Income Receivable			
Distributions			
Managed Investments			
BT Australia Shares Fund	50,853.93	\$ 50,853.93	
Total Managed Investments	50,853.93	\$ 50,853.93	
Units In Unlisted Unit Trusts			
High Street Investment	62,006.12	\$ 62,006.12	
Total Units In Unlisted Unit Trusts	62,006.12	\$ 62,006.12	
Total Distributions	112,860.05	\$ 112,860.05	
Total Investment Income Receivable	112,860.05	\$ 112,860.05	
Total Receivables	\$ 91,321.00	\$ 112,860.05	

Fund Suspense

Westpac Business Flexi 3554	\$	35,325.76	\$	27,892.96
Total Fund Suspense	\$	35,325.76	\$	27,892.96
Total Other Assets	\$	623,098.72	\$	518,859.99
Total Assets	\$	5,345,132.74	\$	5,331,344.21

Liabilities**Other Creditors and Accruals**

SMSF Supervisory Levy	\$	259.00	\$	518.00
Total Other Creditors and Accruals	\$	259.00	\$	518.00

Member Payments**Lump Sums Paid**

Mr Gordon Tong				
Accumulation	\$	97,309.83	\$	97,309.83
Total Mr Gordon Tong	\$	97,309.83	\$	97,309.83
Total Lump Sums Paid	\$	97,309.83	\$	97,309.83
Total Member Payments	\$	97,309.83	\$	97,309.83

Income Tax Payable

Income Tax Payable	\$	777.60	\$	1,771.87
Provision for Income Tax	\$	13,335.00	\$	15,675.00

Franking Credits

Managed Investments				
BT Australian Shares Fund	\$	11,730.02	\$	11,730.02
Total Managed Investments	\$	11,730.02	\$	11,730.02
Total Franking Credits	\$	11,730.02	\$	11,730.02

Foreign Tax Credits

Managed Investments				
BT Australian Shares Fund	\$	37.21	\$	37.21
Total Managed Investments	\$	37.21	\$	37.21
Total Foreign Tax Credits	\$	37.21	\$	37.21

Excessive Foreign Tax Credit Writeoff 5.13

Income Tax Instalments Paid	\$	3,980.00	\$	11.51
-----------------------------	----	----------	----	-------

Total Income Tax Payable	\$	1,771.87	\$	1,711.15
--------------------------	----	-----------------	----	-----------------

Other Taxes Payable

Activity Statement Payable/Refundable	\$	0.00	\$	995.00
Total Other Taxes Payable	\$	0.00	\$	995.00

Total Liabilities	\$	99,340.70	\$	100,533.98
-------------------	----	------------------	----	-------------------

Member Entitlements**Member Entitlement Accounts****Mr Colin Tong**

Accumulation	\$	951,895.98	\$	988,943.06
Total Mr Colin Tong	\$	951,895.98	\$	988,943.06

Mr William Tong

Accumulation	\$	1,174,772.23	\$	1,220,493.54
Total Mr William Tong	\$	1,174,772.23	\$	1,220,493.54

Mrs Siu Tong

Accumulation	\$	1,512,153.53	\$	1,413,512.65
Pension Account - Death Benefit	\$	791,384.38	\$	799,659.23
Siu Tong	\$	419,487.23	\$	421,085.10
Term Allocated Pension	\$	396,098.69	\$	387,116.65
Total Mrs Siu Tong	\$	3,119,123.83	\$	3,021,373.63

Total Member Entitlement Accounts	\$	5,245,792.04	\$	5,230,810.23
-----------------------------------	----	---------------------	----	---------------------

Total Member Entitlements	\$	5,245,792.04	\$	5,230,810.23
---------------------------	----	---------------------	----	---------------------

Net Total	\$	5,685,916.53	\$	5,564,261.93
------------------	----	---------------------	----	---------------------