

Barry Papaelia Pty Ltd Superannuation Fund Superannuation Fund Asset Valuation												
Description	ASX Code	Purchase Date	Units Held	Cost per Unit	Stamp Duty &	Total Cost	Market Value 30/06/18	Movement Buy/Sell	Unit Price 30/06/2019	Market Value 30/06/2019	Increase / (Decrease)	Code
30-Jun-19												
8 Australia & New Zealand Banking Group	ANZ											
X0013553301		30/06/2017	29,522			847,871.84	833,701.28		28.21	832,815.62	(885.66)	2520.08 / 0865
		3/07/2017	820	28.80		23,617.60	23,156.80		28.21	23,132.20	(24.60)	
		18/12/2017	837	29.02		24,273.60	23,636.88		28.21	23,611.77	(25.11)	
		2/07/2018	898	27.76		24,943.20	0.00	24,943.20	28.21	25,332.58	389.38	
		18/12/2018	986	26.03		25,661.60	0.00	25,661.60	28.21	27,815.06	2,153.46	
			33,063			946,367.84	880,494.96			932,707.23	1,607.47	
9 Suncorp Group Limited	SUN											
X0013553301		30/06/2017	21,025			311,590.50	306,754.75			0.00	(306,754.75)	2520.09 / 0865
		20/09/2017	653	12.89		8,410.00	9,527.27			0.00	(9,527.27)	
		5/04/2018	607	13.69		8,308.74	8,856.13			0.00	(8,856.13)	
		8/02/2018	3,500	13.18	143.10	46,307.10	51,065.00			0.00	(51,065.00)	
		19/09/2018	808	15.32		12,376.80	0.00	12,376.80		0.00	(12,376.80)	
		2/04/2019	507	13.64		6,914.18	0.00	6,914.18		0.00	(6,914.18)	
		3/05/2019	162	13.31		2,168.00	0.00	2,168.00		0.00	(2,168.00)	
		29/05/2019	27,262	13.33		(396,075.32)	0.00	(396,075.32)		0.00	396,075.32	
			-			0.00	376,203.15			0.00	(1,586.81)	
12 National Australia Bank	NAB											
X0008758182		30/06/2017	18,073			534,780.07	495,380.93		26.72	482,910.56	(12,470.37)	2520.12 / 0865
		5/07/2017	596	30.01		17,892.27	16,336.36		26.72	15,925.12	(411.24)	
		13/12/2017	624	29.59		18,482.31	17,103.84		26.72	16,673.28	(430.56)	
		5/07/2018	708	27.01		19,100.07	0.00	19,100.07	26.72	18,917.76	(182.31)	
		14/12/2018	841	23.55		19,800.99	0.00	19,800.99	26.72	22,471.52	2,670.53	
			20,842			610,065.71	528,821.13			556,898.24	(10,823.95)	
15 Telstra	TLS											
10134937289		30/06/2017	7,409			31,858.70	19,411.58		3.85	28,524.65	9,113.07	2520.15 / 0865
			7,409			31,858.70	19,411.58			28,524.65	9,113.07	
16 Telstra	TLS											
X00013553301		30/06/2017	79,288			340,938.40	207,734.56			0.00	(207,734.56)	
		25/07/2017	3,000	4.12	38.27	12,383.27	7,860.00			0.00	(7,860.00)	
		25/07/2017	2,000	4.11	29.95	8,249.95	5,240.00			0.00	(5,240.00)	
		4/09/2018	35,000	3.02		(150,500.00)	0.00	(150,500.00)		0.00	150,500.00	
		1/03/2019	49,288	3.12		(211,071.62)	0.00	(211,071.62)		0.00	211,071.62	
			-			0.00	220,834.56			0.00	140,737.06	
18 Macquarie Group Limited	MQG											
X0008758182		30/06/2017	3,987			352,849.50	492,992.55		125.39	499,929.93	6,937.38	2520.16 / 0865
		3/07/2017	126	88.79		11,163.60	15,579.90		125.39	15,799.14	219.24	
		13/12/2017	85	98.54		8,431.65	10,510.25		125.39	10,658.15	147.90	
		3/07/2018	116	115.35		13,433.60	0.00	13,433.60	125.39	14,545.24	1,111.64	
		18/12/2018	82	113.86		9,275.10	0.00	9,275.10	125.39	10,281.98	1,006.88	
			4,396			395,153.45	519,082.70			551,214.44	9,423.04	
19 Telstra	TLS											
X0008758182		22/10/1999	15,000	7.4		67,500.00	39,300.00		3.85	57,750.00	18,450.00	
		24/10/2000	-			43,500.00	0.00		3.85	0.00	0.00	
		24/11/2006	7,500	2.00		15,000.00	19,650.00		3.85	28,875.00	9,225.00	
		21/09/2007	727	4.33		3,150.00	1,904.74		3.85	2,798.95	894.21	
		4/04/2008	762	4.27		3,251.78	1,996.44		3.85	2,933.70	937.26	
		28/04/2008	-	1.60		12,000.00	0.00		3.85	0.00	0.00	
		10/06/2008	300			0.00	786.00		3.85	1,155.00	369.00	
		22/10/1999	5,000			22,500.00	13,100.00		3.85	19,250.00	6,150.00	
		27/10/2000	-			14,500.00	0.00		3.85	0.00	0.00	
		24/11/2006	3,000	2.00		6,000.00	7,860.00		3.85	11,550.00	3,690.00	
		21/09/2007	97	4.33		420.00	254.14		3.85	373.45	119.31	
		4/04/2008	265	4.27		1,133.58	694.30		3.85	1,020.25	325.95	

Barry Papaelia Pty Ltd Superannuation Fund Superannuation Fund Asset Valuation												
Description	ASX Code	Purchase Date	Units Held	Cost per Unit	Stamp Duty &	Total Cost	Market Value 30/06/18	Movement Buy/Sell	Unit Price 30/06/2019	Market Value 30/06/2019	Increase / (Decrease)	Code
T3 Instalment Receipts (Final) Bonus Loyalty Shares Sold for \$29,209.65		28/04/2008 10/06/2008 6/10/2014	- 120 10,545	1.60 2.77		4,800.00 0.00 (78,033.00)	0.00 314.40 (27,627.90)		3.85 3.85 3.85	0.00 462.00 (40,598.25)	0.00 147.60 (12,970.35)	2520.19 / 0865
21 Telstra Deemed Acquisition at Market Value	TLS	30/06/2017	1,969			8,466.70	5,158.78		3.85	7,580.65	2,421.87	2520.21 / 0865
22 Telstra Deemed Acquisition at Market Value	TLS	30/06/2017	1,969			8,466.70	5,158.78		3.85	7,580.65	2,421.87	2520.22 / 0865
23 Telstra Deemed Acquisition at Market Value	TLS	30/06/2017	1,969			8,466.70	5,158.78		3.85	7,580.65	2,421.87	2520.23 / 0865
26 National Australia Bank Deemed Acquisition at Market Value	NAB	30/06/2017	30,445			900,867.55	834,497.45		26.72	813,490.40	(21,007.05)	
DRP		5/07/2017	1,004	30.010		30,140.55	27,519.64		26.72	26,828.88	(692.76)	
DRP		13/12/2017	1,052	29.590		31,134.51	28,835.32		26.72	28,109.44	(725.88)	
DRP		5/07/2018	1,192	27.010		32,175.99	0.00	32,175.99	26.72	31,850.24	(325.75)	
DRP		14/12/2018	1,416	23.550		33,356.07	0.00	33,356.07	26.72	37,835.52	4,479.45	
			35,109			1,027,674.67	890,852.41			938,112.48	(18,271.99)	2520.26 / 0865
29 Macquarie Group Limited Deemed Acquisition at Market Value	MQG	30/06/2017	1,929			170,716.50	238,520.85		125.39	241,877.31	3,356.46	
DRP		3/07/2017	61	88.79		5,401.20	7,542.65		125.39	7,648.79	106.14	
DRP		13/12/2017	41	98.54		4,079.50	5,069.65		125.39	5,140.99	71.34	
DRP		3/07/2018	56	115.35		6,499.20	0.00	6,499.20	125.39	7,021.84	522.64	
DRP		18/12/2018	40	113.86		4,487.05	0.00	4,487.05	125.39	5,015.60	528.55	
			2,127			191,183.45	251,133.15			266,704.53	4,585.13	2520.29 / 0865
31 Transurban Group Deemed Acquisition at Market Value	TCL	30/06/2017	90,443	11.8500		1,071,749.55	1,082,602.71		14.74	1,333,129.82	250,527.11	
DRP		11/08/2017	2,105	11.3848		23,967.40	25,196.85		14.74	31,027.70	5,830.85	
DRP		29/12/2017	2,165	11.9719		25,913.44	25,915.05		14.74	31,912.10	5,997.05	
DRP		29/12/2017	7,504	11.0900		95,545.00	89,822.88		14.74	110,608.96	20,786.08	
Sold for \$265,290.04 Tax Deferred		4/04/2018	24,000			(284,400.00)	(287,280.00)		14.74	(353,760.00)	(66,480.00)	
		30/06/2018	-			(14,693.52)	0.00		14.74	0.00	0.00	
DRP		13/09/2018	9,259	10.8000		99,997.20	0.00	99,997.20	14.74	136,477.66	36,480.46	
DRP		26/09/2018	4,464	10.8000		48,211.20	0.00	48,211.20	14.74	65,799.36	17,588.16	
DRP		3/12/2018	2,000	11.4600		22,999.38	0.00	22,999.38	14.74	29,480.00	6,480.62	
DRP		15/02/2019	2,315	11.7658		27,242.60	0.00	27,242.60	14.74	34,123.10	6,880.50	
Tax Deferred		30/06/2019	96,255			(27,651.94)	0.00	(27,651.94)	14.74	0.00	27,651.94	
						1,088,890.31	936,257.49			1,418,798.70	311,742.77	2520.31 / 0865
33 Wesfarmers Deemed Acquisition at Market Value	WES	30/06/2017	2,592			103,991.04	127,941.12		36.16	93,726.72	(34,214.40)	
DRP		28/09/2017	74	42.0641		3,110.40	3,652.64		36.16	2,675.84	(976.80)	
DRP		5/04/2018	66	41.6950		2,745.98	3,257.76		36.16	2,386.56	(871.20)	
DRP		27/09/2018	64	51.3833		3,278.40	0.00	3,278.40	36.16	2,314.24	(964.16)	
To COL		28/11/2018	-			(32,704.67)	0.00	(32,704.67)	36.16	0.00	32,704.67	
DRP		10/04/2019	163	34.4090		5,592.00	0.00	5,592.00	36.16	5,894.08	302.08	
			2,959			86,013.15	134,851.52			106,997.44	(4,019.81)	2520.33 / 0865
35 Bank of Queensland Limited Deemed Acquisition at Market Value	BOQ	30/06/2017	19,551			223,858.95	199,224.69			0.00	(199,224.69)	
DRP		17/05/2018	741	10.021		7,429.38	7,550.79			0.00	(7,550.79)	
DRP		14/11/2018	808	9.542		7,710.96	0.00	7,710.96		0.00	(7,710.96)	

Barry Papaelia Pty Ltd Superannuation Fund												
Superannuation Fund Asset Valuation												
Description	ASX Code	Purchase Date	Units Held	Cost per Unit	Stamp Duty &	Total Cost	Market Value 30/06/18	Movement Buy/Sell	Unit Price 30/06/2019	Market Value 30/06/2019	Increase / (Decrease)	Code
Sold for \$208,091.57		15/02/2019	- 21,100	9.890		0.00	206,775.48	(238,999.29)		0.00	238,999.29	2520.35 / 0865
39 BHP Billiton	BHP											
Deemed Acquisition at Market Value		30/06/2017	7,339			170,851.92	248,865.49		41.16	302,073.24	53,207.75	2520.39 / 0865
			7,339			170,851.92	248,865.49					
47 Transurban Group	TCL											
Deemed Acquisition at Market Value		30/06/2017	3,416			40,479.60	40,889.52		14.74	50,351.84	9,462.32	
DRP		11/08/2017	79	11.385		905.24	945.63		14.74	1,164.46	218.83	
DRP		16/02/2018	82	11.972		978.61	981.54		14.74	1,208.68	227.14	
Tax Deferred		29/12/2017	284			3,237.60	3,399.48		14.74	4,186.16	786.68	
		30/06/2018	-			(613.51)	0.00		14.74	0.00	0.00	
DRP		13/09/2018	678	10.800		7,322.40	0.00	7,322.40	14.74	9,993.72	2,671.32	
Tax Deferred		15/02/2019	112	11.766		1,316.31	0.00	1,316.31	14.74	1,650.88	334.57	
		30/06/2019	-			(1,336.11)	0.00	(1,336.11)	14.74	0.00	1,336.11	
			4,651			52,290.14	46,216.17			68,555.74	15,036.97	2520.47 / 0865
48 Westpac Banking Corporation	WBC											
Deemed Acquisition at Market Value		30/06/2017	7,413			226,170.63	217,200.90		28.36	210,232.68	(6,968.22)	
DRP		4/07/2017	234	29.79		6,968.22	6,856.20		28.36	6,636.24	(219.96)	
DRP		22/12/2017	227	31.62		7,188.18	6,651.10		28.36	6,437.72	(213.38)	
DRP		4/07/2018	263	28.11		7,401.56	0.00	7,401.56	28.36	7,458.68	57.12	
DRP		20/12/2018	297	25.82		7,648.78	0.00	7,648.78	28.36	8,422.92	774.14	
DRP		24/06/2019	289	27.36		7,927.96	0.00	7,927.96	28.36	8,196.04	268.08	
			8,723			263,305.33	230,708.20			247,384.28	(6,302.22)	2520.48 / 0865
49 Woodside Petroleum Limited	WPL											
DRP		19/03/2007	1,000	35.70		35,800.60	35,460.00		36.36	36,360.00	900.00	
DRP		26/09/2007	10	45.86		490.00	354.60		36.36	363.60	9.00	
DRP		1/10/2008	15	53.48		802.20	531.90		36.36	545.40	13.50	
DRP		6/04/2009	16	35.50		568.00	567.36		36.36	581.76	14.40	
DRP		5/10/2009	12	47.67		572.04	425.52		36.36	436.32	10.80	
DRP		11/02/2010	88	42.10		3,704.80	3,120.48		36.36	3,199.68	79.20	
DRP		31/03/2010	14	45.42		635.88	496.44		36.36	509.04	12.60	
DRP		23/09/2010	15	42.49		650.78	531.90		36.36	545.40	13.50	
Buy		24/12/2010	1,000	43.04	49.42	43,089.42	35,460.00		36.36	36,360.00	900.00	
DRP		6/04/2011	28	42.32		1,182.62	992.88		36.36	1,018.08	25.20	
DRP		30/09/2011	35	33.49		1,152.65	1,241.10		36.36	1,272.60	31.50	
DRP		4/04/2012	33	34.88		1,137.91	1,170.18		36.36	1,199.88	29.70	
DRP		2/10/2012	41	34.67		1,429.86	1,453.86		36.36	1,490.76	36.90	
DRP		8/04/2016	52	26.40		1,381.44	1,843.92		36.36	1,890.72	46.80	
DRP		7/03/2018	263	27.00		7,101.00	9,325.98		36.36	9,562.68	236.70	
			2,622			99,699.20	92,976.12			95,335.92	2,359.80	2520.49 / 0865
54 Argo Investment Limited	ARG											
Deemed Acquisition at Market Value		30/06/2017	5,915			45,368.05	47,142.55		8.12	48,029.80	887.25	
DRP		15/09/2017	124	7.63		946.40	988.28		8.12	1,006.88	18.60	
DRP		9/03/2018	117	7.98		936.05	932.49		8.12	950.04	17.55	
DRP		14/09/2018	125	7.89		984.96	0.00	984.96	8.12	1,015.00	30.04	
DRP		8/03/2019	133	7.53		1,004.96	0.00	1,004.96	8.12	1,079.96	75.00	
			6,414			49,240.42	49,063.32			52,081.68	1,028.44	2520.54 / 0865
56 Crown	CWN											
Sold for \$24,284.62		13/02/2019	- 2,000	12.18		0.00	27,000.00			0.00	(27,000.00)	
			-			0.00	27,000.00			0.00	(27,000.00)	
			-			0.00	27,000.00			0.00	(27,000.00)	
68 CSL	CSL											
Deemed Acquisition at Market Value		30/06/2017	1,000			138,030.00	192,620.00		215.00	215,000.00	22,380.00	
DRP		11/09/2017	700	132.12		92,762.01	134,834.00		215.00	150,500.00	15,666.00	
Sold for \$147,038.74		14/09/2018	- 700	210.70		(92,762.01)	0.00	(92,762.01)	215.00	(150,500.00)	(57,737.99)	

Barry Papaelia Pty Ltd Superannuation Fund Superannuation Fund Asset Valuation		30-Jun-19										
Description	ASX Code	Purchase Date	Units Held	Cost per Unit	Stamp Duty &	Total Cost	Market Value 30/06/18	Movement Buy/Sell	Unit Price 30/06/2019	Market Value 30/06/2019	Increase / (Decrease)	Code
70 Dulux	DLX											
Deemed Acquisition at Market Value			60	189.00		11,375.16	0.00	11,375.16	215.00	12,900.00	1,524.84	
DRP		13/02/2019	200	198.17		39,757.44	0.00	39,757.44	215.00	43,000.00	3,242.56	
DRP		7/03/2019	1,260			230,792.01	327,454.00			270,900.00	(14,924.59)	2520.68 / 0865
92 Thorney Opportunities Ltd	TOP											
Deemed Acquisition at Market Value			4,026	7.95		27,940.44	30,798.90		9.32	37,522.32	6,723.42	
DRP		30/06/2017	68	7.55		543.51	520.20		9.32	633.76	113.56	
DRP		13/12/2017	76			573.16	581.40		9.32	708.32	126.92	
DRP		12/06/2018	4,170			29,057.11	31,900.50			36,864.40	6,963.90	2520.70 / 0865
95 Australian Foundation Investment Co Ltd	AFI											
Deemed Acquisition at Market Value			20,790	0.70		14,449.05	14,345.10		0.670	13,929.30	(415.80)	
DRP		30/06/2017	193	0.695		135.14	133.17		0.670	129.31	(3.86)	
DRP		4/10/2017	182			125.90	125.58		0.670	121.94	(3.64)	
DRP		4/04/2018	21,165			14,770.09	14,603.85			14,180.55	(423.30)	2520.92 / 0865
DRP		20/09/2013	15,000	5.86	272.60	88,215.98	92,400.00		6.25	93,750.00	1,350.00	
DRP		3/10/2013	8,000	5.76	142.75	46,192.93	49,280.00		6.25	50,000.00	720.00	
DRP		29/11/2013	9,939	5.99	184.55	59,719.16	61,224.24		6.25	62,118.75	894.51	
DRP		2/12/2013	15,061	5.94	279.66	90,495.04	92,775.76		6.25	94,131.25	1,355.49	
DRP		6/12/2013	2,000	5.94	36.83	11,916.83	12,320.00		6.25	12,500.00	180.00	
DRP		13/12/2013	2,000	5.83	36.15	11,696.15	12,320.00		6.25	12,500.00	180.00	
DRP		14/04/2014	3,000	5.95	55.33	17,905.33	18,480.00		6.25	18,750.00	270.00	
DRP		21/02/2014	709	5.86	4,160.00	4,367.44	4,367.44		6.25	4,431.25	63.81	
DRP		29/08/2014	1,316	5.93	7,799.26	8,106.56	8,106.56		6.25	8,225.00	118.44	
DRP		1/10/2014	2,552	5.88	15,000.00	15,720.32	15,720.32		6.25	15,950.00	229.68	
DRP		11/01/2014	5,000	5.95	92.22	29,842.22	30,800.00		6.25	31,250.00	450.00	
DRP		22/10/2014	5,000	5.93	91.91	29,741.91	30,800.00		6.25	31,250.00	450.00	
DRP		15/12/2014	2,000	5.92	36.71	11,876.71	12,320.00		6.25	12,500.00	180.00	
DRP		20/02/2015	1,079	5.97	6,441.93	6,646.64	6,646.64		6.25	6,743.75	97.11	
DRP		17/06/2015	5,000	6.20	31,096.10	30,800.00	30,800.00		6.25	31,250.00	450.00	
DRP		28/08/2015	1,803	6.03	10,871.84	11,106.48	11,106.48		6.25	11,268.75	162.27	
DRP		25/11/2015	1,815	5.51	10,000.00	11,180.40	11,180.40		6.25	11,343.75	163.35	
DRP		19/02/2016	1,463	5.43	7,945.90	9,012.08	9,012.08		6.25	9,143.75	131.67	
DRP		30/08/2016	2,076	5.58	11,583.18	12,788.16	12,788.16		6.25	12,975.00	186.84	
DRP		24/02/2017	1,452	5.84	8,481.30	8,944.32	8,944.32		6.25	9,075.00	130.68	
DRP		30/08/2017	2,040	5.92	12,077.10	12,566.40	12,566.40		6.25	12,750.00	183.60	
DRP		23/02/2018	1,445	6.11	8,830.50	8,901.20	8,901.20		6.25	9,031.25	130.05	
DRP		31/08/2018	2,033	6.18	12,565.00	0.00	0.00	12,565.00	6.25	12,706.25	141.25	
DRP		25/02/2019	2,787	5.93	16,520.94	0.00	0.00	16,520.94	6.25	17,418.75	897.81	
DRP			94,570			560,975.31	552,860.00			591,062.50	9,116.56	2520.95 / 0865
98 Sydney Airport	SYD											
Deemed Acquisition at Market Value			3,646			25,850.14	26,105.36		8.04	29,313.84	3,208.48	
Tax Deferred		30/06/2018	-			(1.55)	0.00		8.04	0.00	0.00	
Tax Deferred		30/06/2019	-			(0.40)	0.00	(0.40)	8.04	0.00	0.40	
Tax Deferred			3,646			25,848.59	26,105.36			29,313.84	3,208.88	2520.98 / 0865
99 Sydney Airport	SYD											
Deemed Acquisition at Market Value			10,627	6.825	42.32	75,345.43	76,089.32		8.04	85,441.08	9,351.76	
DRP		4/08/2017	2,000	6.595	29.95	13,692.32	14,320.00		8.04	16,080.00	1,760.00	
DRP		6/03/2018	1,000			6,624.95	7,160.00		8.04	8,040.00	880.00	
Tax Deferred		30/06/2018	-			(4.93)	0.00		8.04	0.00	0.00	
Tax Deferred		30/06/2019	-			(1.47)	0.00	(1.47)	8.04	0.00	1.47	
Tax Deferred			13,627			95,656.30	97,569.32			109,561.08	11,993.23	2520.99 / 0865
3 CYBG PLC	CYB											
Deemed Acquisition at Market Value			4,208	5.415	33.57	19,819.68	23,691.04		3.42	14,391.36	(9,299.68)	
DRP		30/06/2017	2,000			10,863.57	11,260.00		3.42	6,840.00	(4,420.00)	
DRP		28/02/2018	6,208			30,683.25	34,951.04			21,231.36	(13,719.68)	2520.03 / 0865

Barry Papaelia Pty Ltd Superannuation Fund												
Superannuation Fund Asset Valuation												
Description	ASX Code	Purchase Date	Units Held	Cost per Unit	Stamp Duty &	Total Cost	Market Value 30/06/18	Movement Buy/Sell	Unit Price 30/06/2019	Market Value 30/06/2019	Increase / (Decrease)	Code
5 South 32 Deemed Acquisition at Market Value From BHP	S32	30/06/2017	7,339			19,668.52	26,493.79		3.18	23,338.02	(3,155.77)	2520.05 / 0865
			7,339			19,668.52	26,493.79			23,338.02	(3,155.77)	
6 Spark Infrastructure Forum Tax Deferred	SKI	22/12/2016	5,000	2.35		11,786.42	11,400.00			0.00	(11,400.00)	
Tax Deferred		15/09/2017	-			(206.25)	0.00			0.00	0.00	
Tax Deferred		15/03/2018	-			(203.75)	0.00			0.00	0.00	
Tax Deferred		14/09/2018	-			(225.00)	0.00	(225.00)		0.00	225.00	
Sold for \$10,916.05		2/01/2019	5,000	2.19		(11,151.42)	0.00	(11,151.42)		0.00	11,151.42	
			-			0.00	11,400.00			0.00	(23.58)	2520.06 / 0865
10 Thorney Tech Ltd Sold for \$23,925.61	TEK	11/01/2017	100,000			22,000.00	24,500.00			0.00	(24,500.00)	
		4/09/2018	100,000	0.24		(22,000.00)	0.00	(22,000.00)		0.00	22,000.00	
			-			0.00	24,500.00			0.00	(2,500.00)	2520.10 / 0865
11 Platinum Asset Management Ltd Sold for \$8,959.84	PTM	4/08/2017	2,000	5.53	34.29	11,084.29	11,520.05			0.00	(11,520.05)	
		15/01/2019	2,000	4.49		(11,094.29)	0.00	(11,094.29)		0.00	11,094.29	
			-			0.00	11,520.05			0.00	(425.76)	2520.11 / 0865
14 Washington H Soul Pattinson & Co Ltd	SOL	5/10/2017	2,000	15.99	98.98	32,029.95	41,380.00		21.99	43,980.00	2,600.00	
			2,000			32,029.95	41,380.00			0.00	0.00	
			-			0.00	41,380.00			43,980.00	2,600.00	2520.14 / 0865
24 Atlas Arteria Capital Return	ALX	7/03/2019	5,000	6.99	108.34	35,058.21	0.00	35,058.21	7.84	39,200.00	4,141.79	
		5/04/2019	-			(390.00)	0.00	(390.00)		0.00	390.00	
			5,000			34,668.21	0.00			39,200.00	4,531.79	2520.24 / 0865
27 360 Capital GRP Tax Deferred	TGP	7/12/2018	20,000	0.997	67.43	20,002.05	0.00	20,002.05	1.03	20,600.00	597.95	
		30/06/2019	-			(158.66)	0.00	(158.66)		0.00	158.66	
			20,000			19,843.39	0.00			20,600.00	756.61	2520.27 / 0865
28 Coles Group	COL	28/11/2018	2,796			32,704.67	0.00	32,704.67	13.35	37,326.60	4,621.93	
			-			0.00	0.00			0.00	0.00	
			2,796			32,704.67	0.00			37,326.60	4,621.93	2520.28 / 0865
TOTAL CHANGE IN MARKET VALUE SHARES						7,761,861.31	8,820,729.40			8,653,173.80	513,501.95	

5930 ✓

Portfolio Valuation

30 JUNE 2019



SHARES - 216357 - HIN 13553301

REXANDER PTY LTD <BARRY PAPAELIA SUPER A/C>

Portfolio	Units	Unit Price	Portfolio Value	% of Portfolio
AFI - AUSTRALIAN FOUNDAT. FPO (ORDINARY FULLY PAID)	✓ 94,570	✓ \$6.2500	\$591,062.50	9.05%
ALX - ATLAS ARTERIA STAPLED (FULLY PAID ORDINARY STAPLED SECURITIES)	✓ 5,000	✓ \$7.8400	\$39,200.00	0.60%
ANZ - ANZ BANKING GRP LTD FPO (ORDINARY FULLY PAID)	✓ 33,063	✓ \$28.2100	\$932,707.23	14.28%
ARG - ARGO INVESTMENTS FPO (ORDINARY FULLY PAID)	✓ 6,414	✓ \$8.1200	\$52,081.68	0.80%
BHP - BHP GROUP LIMITED FPO (ORDINARY FULLY PAID)	✓ 36,017	✓ \$41.1600	\$1,482,459.72	22.70%
CSL - CSL LIMITED FPO (ORDINARY FULLY PAID)	✓ 1,260	✓ \$215.0000	\$270,900.00	4.15%
CYB - CYBG PLC CDI 1:1 (CDI 1:1 FOREIGN EXEMPT LSE)	✓ 2,000	✓ \$3.4200	\$6,840.00	0.10%
MQG - MACQUARIE GROUP LTD FPO (ORDINARY FULLY PAID)	✓ 2,127	\$125.3900	\$266,704.53	4.08%
NAB - NATIONAL AUST. BANK FPO (ORDINARY FULLY PAID)	✓ 35,109	✓ \$26.7200	\$938,112.48	14.37%
SOL - SOUL PATTINSON (W.H) FPO (ORDINARY FULLY PAID)	✓ 2,000	✓ \$21.9900	\$43,980.00	0.67%
SYD - SYD AIRPORT STAPLED (FULLY PAID ORDINARY/UNITS STAPLED SECURITIES)	✓ 13,627	✓ \$8.0400	\$109,561.08	1.68%
TCL - TRANSURBAN GROUP STAPLED (FULLY PAID ORDINARY/UNITS STAPLED SECURITIES)	✓ 96,255	✓ \$14.7400	\$1,418,798.70	21.73%
TGP - 360 CAPITAL GRP STAPLED (FULLY PAID ORDINARY/UNITS STAPLED SECURITIES)	✓ 20,000	✓ \$1.0300	\$20,600.00	0.32%
TOP - THORNEY OPP LTD FPO (ORDINARY FULLY PAID)	✓ 21,165	✓ \$0.6700	\$14,180.55	0.22%
WBC - WESTPAC BANKING CORP FPO (ORDINARY FULLY PAID)	✓ 8,723	✓ \$28.3600	\$247,384.28	3.79%
WPL - WOODSIDE PETROLEUM FPO (ORDINARY FULLY PAID)	✓ 2,622	✓ \$36.3600	\$95,335.92	1.46%
		Sub Total	\$6,529,908.67	100.00%

+ Macquarie

\$1,664,570.15

+ Westpac

2892

\$2,017.12

+ BHP

7339

302,073.24

+ TIS

7409

28,524.65

+ TIS

1969

7,580.65

+ TIS

1969

7,580.65

+ TIS

1969

7,580.65

+ S32

7339

23,338.02

8,653,173.80 ✓

Financial Year Summary




1 JULY 2018 - 30 JUNE 2019

Portfolio Valuation	Account Number	Account Name	Value as at 30 June 2019
Shares	216357	REXANDER PTY LTD <BARRY PAPAELIA SUPER AVC>	\$6,529,908.67
TOTAL PORTFOLIO VALUE			\$6,529,908.67


Allocation as at 30 June 2019

Shares in your portfolio



BHP	(22.70%)
TCL	(21.73%)
NAB	(14.37%)
ANZ	(14.28%)
AFI	(9.05%)
CSL	(4.15%)
MQG	(4.08%)
WBC	(3.79%)
SYD	(1.68%)
All Others	(4.17%)

Sectors in your portfolio



Energy	(2.13%)
Financials	(46.69%)
Health Care	(4.15%)
Industrials	(23.41%)
Materials	(22.70%)
Other	(0.60%)
Real Estate	(0.32%)

Estimated Interest & Dividends 2018-2019 Financial Year

Est. Franked Dividends	\$350,313.80
Est. Unfranked Dividends	\$62,791.37
Est. Franking Credits	\$150,134.50
Est. Interest Received from Interest Rate Securities	\$0.00
TOTAL INCOME	\$413,105.17

Fees & Charges 2018-2019 Financial Year

Total Brokerage (inc. GST)	\$3,648.25
Total Subscriptions (inc. GST)	\$0.00
Other Fees (inc. GST)	\$0.00
TOTAL FEES & CHARGES	\$3,648.25

Holdings valuation

01 Jul 2018 - 30 Jun 2019

Holdings valuation at 1 Jul 2018

\$1,534,528.14

Equities

ASX code	Description	Quantity	Cost Price	Price	Value
ANZ	ANZ BANK FPO	✓ 5,865	\$10.02	✓ \$28.240	\$165,627.60
CYB	CYBG PLC CDI 1:1	4,208	\$4.04	\$5.630	\$23,691.04
DLX	DULUXG FPO	4,170	\$1.33	\$7.650	\$31,900.50
MQG	MACQ GROUP FPO	4,198	\$17.53	\$123.650	\$519,082.70
NAB	NAT. BANK FPO	19,293	\$11.46	\$27.410	\$528,821.13
SYD	SYDAIRPORT STAPLED	3,646	\$3.73	\$7.160	\$26,105.36
TCL	TRANSURBAN STAPLED	3,861	\$3.37	\$11.970	\$46,216.17
TLS	TELSTRA FPO	22,226	\$5.39	\$2.620	\$58,232.12
WES	WESFARMER FPO	2,732	\$11.01	\$49.360	\$134,851.52
Sub total					\$1,534,528.14

Holdings valuation at 30 Jun 2019

\$1,664,570.15

Equities

ASX code	Description	Quantity	Cost Price	Price	Value
ANZ	ANZ BANK FPO	✓ 6,219	\$10.98	✓ \$28.210	\$175,437.99
COL	COLESGROUP FPO	✓ 2,796	\$0.00	✓ \$13.350	\$37,326.60
CYB	CYBG PLC CDI 1:1	✓ 4,208	\$4.04	✓ \$3.420	\$14,391.36
DLX	DULUXG FPO	✓ 4,170	\$1.33	✓ \$9.320	\$38,864.40
MQG	MACQ GROUP FPO	✓ 4,396	\$21.91	✓ \$125.390	\$551,214.44
NAB	NAT. BANK FPO	✓ 20,842	\$12.48	✓ \$26.720	\$556,898.24
SYD	SYDAIRPORT STAPLED	✓ 3,646	\$3.73	✓ \$8.040	\$29,313.84
TCL	TRANSURBAN STAPLED	✓ 4,651	\$3.08	✓ \$14.740	\$68,555.74

While every effort has been made to provide you with an accurate statement, we give no warranty of accuracy or reliability and take no responsibility for any errors or omissions including negligence by any officers, employees or agents. We encourage you to confirm the information, holdings and valuations contained herein. Information contained in the report may only relate to the period since you commenced our service.

Copyright © 2019 Third Party Platform Pty Limited. All rights reserved.

Macquarie Online Trading is a service provided by Third Party Platform Pty Ltd ("TPP") ABN 74 121 227 905 AFSL No. 314341, at the request of Macquarie Bank Limited ABN 46 000 583 542 AFSL 237502 ("MBL"). TPP is a Participant of the ASX Group. Neither TPP nor MBL are representatives of each other. Some of the fees paid to TPP for the provision of its services will be remitted to MBL. TPP and MBL do not provide personal financial advice in relation to Macquarie Online Trading. You should consider your own financial situation, particular needs and investment objectives before acting on any of the information available on this report.

Holdings valuation (continued)

01 Jul 2018 - 30 Jun 2019

TLS	TELSTRA FPO	✓ 22,226	\$5.39	✓ \$3.850	\$85,570.10
WES	WESFARMER FPO	✓ 2,959	\$13.17	\$36.160	\$106,997.44
Sub total					\$1,664,570.15

While every effort has been made to provide you with an accurate statement, we give no warranty of accuracy or reliability and take no responsibility for any errors or omissions including negligence by any officers, employees or agents. We encourage you to confirm the information, holdings and valuations contained herein. Information contained in the report may only relate to the period since you commenced our service.

Copyright © 2019 Third Party Platform Pty Limited. All rights reserved.

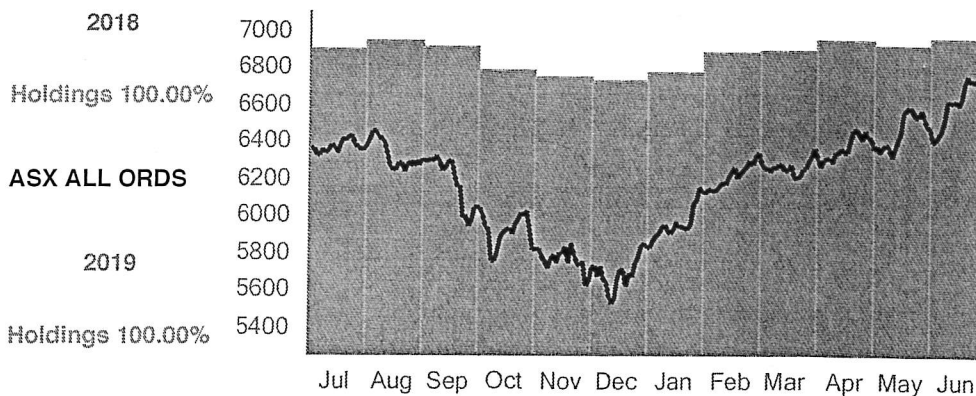

Macquarie Online Trading is a service provided by Third Party Platform Pty Ltd ("TPP") ABN 74 121 227 905 AFSL No. 314341, at the request of Macquarie Bank Limited ABN 46 008 583 542 AFSL 237562 ("MBL"). TPP is a Participant of the ASX Group. Neither TPP nor MBL are representatives of each other. Some of the fees paid to TPP for the provision of its services will be remitted to MBL. TPP and MBL do not provide personal financial advice in relation to Macquarie Online Trading. You should consider your own financial situation, particular needs and investment objectives before acting on any of the information available on this report.



Financial Year Summary

01 Jul 2018 - 30 Jun 2019

Summary Information A/C 213678		+/-
Holdings valuation at start of period		\$1,534,528.14
Holdings valuation at end of period	\$130,042.01	\$1,664,570.15
Portfolio at start of period		\$1,534,528.14
Portfolio at end of period	\$130,042.01	\$1,664,570.15
Total portfolio value		\$1,664,570.15
Total brokerage		\$0.00
Information service fees		\$0.00
Estimated dividends and distributions		\$90,598.09
Estimated franking credits		\$31,822.01



While every effort has been made to provide you with an accurate statement, we give no warranty of accuracy or reliability and take no responsibility for any errors or omissions including negligence by any officers, employees or agents. We encourage you to confirm the information, holdings and valuations contained herein. Information contained in the report may only relate to the period since you commenced our service.

Copyright © 2019 Third Party Platform Pty Limited. All rights reserved.

Macquarie Online Trading is a service provided by Third Party Platform Pty Ltd ("TPP") ABN 74 121 227 905 AFSL No. 314341, at the request of Macquarie Bank Limited ABN 46 009 583 542 AFSL 237502 ("MBL"). TPP is a Participant of the ASX Group. Neither TPP nor MBL are representatives of each other. Some of the fees paid to TPP for the provision of its services will be remitted to MBL. TPP and MBL do not provide personal financial advice in relation to Macquarie Online Trading. You should consider your own financial situation, particular needs and investment objectives before acting on any of the information available on this report.

Transaction Summary

1 JULY 2018 - 30 JUNE 2019



SHARES - 216357 - HIN 13553301

REXANDER PTY LTD <BARRY PAPAELIA SUPER A/C>

Total Buys and Sells	2018 - 2019 Financial Year
Total Buys (inc. Brokerage + GST)	\$129,192.24
Total Sells (inc. Brokerage + GST)	\$1,044,209.82

ALX - ATLAS ARTERIA STAPLED (FULLY PAID ORDINARY STAPLED SECURITIES)

Date	Type	Quantity	Unit Price	Trade Value	Brokerage+GST	GST	CNote	Total Value
07-Mar-2019	Buy	5,000	\$6.9900	\$34,949.87	\$108.34	\$9.85	88854879	\$35,058.21
				Sub Total	\$108.34	\$9.85		\$35,058.21

B - BANK OF QUEENSLAND. FPO (ORDINARY FULLY PAID)

Date	Type	Quantity	Unit Price	Trade Value	Brokerage+GST	GST	CNote	Total Value
15-Feb-2019	Sell	-21,100	\$9.8928	-\$208,738.62	\$647.05	\$58.82	88474893	-\$208,091.57
				Sub Total	\$647.05	\$58.82		-\$208,091.57

CSL - CSL LIMITED FPO (ORDINARY FULLY PAID)

Date	Type	Quantity	Unit Price	Trade Value	Brokerage+GST	GST	CNote	Total Value
07-Mar-2019	Buy	200	\$198.1729	\$39,634.58	\$122.86	\$11.17	88855848	\$39,757.44
13-Feb-2019	Buy	60	\$189.0000	\$11,340.00	\$35.16	\$3.20	88416792	\$11,375.16
14-Sep-2018	Sell	-700	\$210.7085	-\$147,495.94	\$457.20	\$41.56	86123840	-\$147,038.74
				Sub Total	\$615.22	\$55.93		-\$95,906.14

CWN - CROWN RESORTS LTD FPO (ORDINARY FULLY PAID)

Date	Type	Quantity	Unit Price	Trade Value	Brokerage+GST	GST	CNote	Total Value
13-Feb-2019	Sell	-2,000	\$12.1801	-\$24,360.14	\$75.52	\$6.87	88420841	-\$24,284.62
				Sub Total	\$75.52	\$6.87		-\$24,284.62

PTM - PLATINUM ASSET FPO (ORDINARY FULLY PAID)

Date	Type	Quantity	Unit Price	Trade Value	Brokerage+GST	GST	CNote	Total Value
15-Jan-2019	Sell	-2,000	\$4.4949	-\$8,989.79	\$29.95	\$2.72	87982727	-\$8,959.84
				Sub Total	\$29.95	\$2.72		-\$8,959.84

SKI - SPARK INFRASTRUCTURE FORUS (STAPLED \$0.65 LOAN NOTE AND UNIT US PROHIBITED)

Date	Type	Quantity	Unit Price	Trade Value	Brokerage+GST	GST	CNote	Total Value
02-Jan-2019	Sell	-5,000	\$2.1900	-\$10,950.00	\$33.95	\$3.09	87818299	-\$10,916.05
				Sub Total	\$33.95	\$3.09		-\$10,916.05

Transaction Summary

1 JULY 2018 - 30 JUNE 2019



SUN - SUNCORP GROUP LTD FPO (ORDINARY FULLY PAID)

Date	Type	Quantity	Unit Price	Trade Value	Brokerage+GST	GST	CNote	Total Value
29-May-2019	Sell	-27,262	\$13.3316	-\$363,445.78	\$1,126.61	\$102.42	90292957	-\$362,319.17
				Sub Total	\$1,126.61	\$102.42		-\$362,319.17

TCL - TRANSURBAN GROUP STAPLED (ORDINARY SHARES/UNITS FULLY PAID TRIPLE STAPLED)

Date	Type	Quantity	Unit Price	Trade Value	Brokerage+GST	GST	CNote	Total Value
03-Dec-2018	Buy	2,000	\$11.4642	\$22,928.31	\$71.07	\$6.46	87450201	\$22,999.38
				Sub Total	\$71.07	\$6.46		\$22,999.38

TFK - THORNEY TECH LTD FPO (ORDINARY FULLY PAID)

Date	Type	Quantity	Unit Price	Trade Value	Brokerage+GST	GST	CNote	Total Value
04-Sep-2018	Sell	-100,000	\$0.2400	-\$24,000.00	\$74.39	\$6.76	85926627	-\$23,925.61
				Sub Total	\$74.39	\$6.76		-\$23,925.61

TGP - 360 CAPITAL GRP STAPLED (STAPLED SECURITIES FULLY PAID)

Date	Type	Quantity	Unit Price	Trade Value	Brokerage+GST	GST	CNote	Total Value
07-Dec-2018	Buy	20,000	\$9.970	\$19,940.24	\$61.81	\$5.62	87531275	\$20,002.05
				Sub Total	\$61.81	\$5.62		\$20,002.05

TLS - TELSTRA CORPORATION. FPO (ORDINARY FULLY PAID)

Date	Type	Quantity	Unit Price	Trade Value	Brokerage+GST	GST	CNote	Total Value
01-Mar-2019	Sell	-49,288	\$3.1200	-\$153,778.56	\$476.69	\$43.34	88762049	-\$153,301.87
04-Sep-2018	Sell	-35,000	\$3.0200	-\$105,700.00	\$327.65	\$29.79	85927095	-\$105,372.35
				Sub Total	\$804.34	\$73.13		-\$258,674.22

Transaction summary

01 Jul 2018 - 30 Jun 2019

Equities

ANZ		ANZ BANKING GRP LTD ORDINARY							
Date	Type	Action	Quantity	Unit price	Trade value	Brokerage	Other fees	GST	Total value
28/04/2017	In	Transfer	5,553	\$8.9559	\$49,732.11	\$0.00	\$0.00	\$0.00	\$49,732.11
03/07/2017	In	Transfer	155	\$28.8000	\$4,464.00	\$0.00	\$0.00	\$0.00	\$4,464.00
18/12/2017	In	Transfer	157	\$29.0200	\$4,556.14	\$0.00	\$0.00	\$0.00	\$4,556.14
2/07/2018	In	Transfer	169	\$27.7600	\$4,691.44	\$0.00	\$0.00	\$0.00	\$4,691.44
18/12/2018	In	Transfer	185	\$26.0300	\$4,815.55	\$0.00	\$0.00	\$0.00	\$4,815.55
Sub total			6,219						

COL		COLES GROUP ORDINARY							
Date	Type	Action	Quantity	Unit price	Trade value	Brokerage	Other fees	GST	Total value
28/11/2018	In	Transfer	2,796	\$0.0000	\$0.00	\$0.00	\$0.00	\$0.00	\$0.00
Sub total			2,796						

MOG		MACQUARIE GROUP LTD ORDINARY							
Date	Type	Action	Quantity	Unit price	Trade value	Brokerage	Other fees	GST	Total value
8/04/2017	In	Transfer	3,987	\$13.5541	\$54,040.20	\$0.00	\$0.00	\$0.00	\$54,040.20
03/07/2017	In	Transfer	126	\$88.7900	\$11,187.54	\$0.00	\$0.00	\$0.00	\$11,187.54
13/12/2017	In	Transfer	85	\$98.5400	\$8,375.90	\$0.00	\$0.00	\$0.00	\$8,375.90
03/07/2018	In	Transfer	116	\$115.3500	\$13,380.60	\$0.00	\$0.00	\$0.00	\$13,380.60
18/12/2018	In	Transfer	82	\$113.8600	\$9,336.52	\$0.00	\$0.00	\$0.00	\$9,336.52
Sub total			4,396						

While every effort has been made to provide you with an accurate statement, we give no warranty of accuracy or reliability and take no responsibility for any errors or omissions including negligence by any officers, employees or agents. We encourage you to confirm the information, holdings and valuations contained herein. Information contained in the report may only relate to the period since you commenced our service.

Copyright © 2019 Third Party Platform Pty Limited. All rights reserved.

Macquarie Online Trading is a service provided by Third Party Platform Pty Ltd ("TPP") ABN 74 121 227 905 AFSL No. 314341, at the request of Macquarie Bank Limited ABN 46 008 583 542 AFSL 237562 ("MBL"). TPP is a Participant of the ASX Group. Neither TPP nor MBL are representatives of each other. Some of the fees paid to TPP for the provision of its services will be reimbursed to MBL. TPP and MBL do not provide personal financial advice in relation to Macquarie Online Trading. You should consider your own financial situation, particular needs and investment objectives before acting on any of the information available on this report.

Transaction summary (continued)

01 Jul 2018 - 30 Jun 2019

NAB NATIONAL AUST. BANK ORDINARY									
Date	Type	Action	Quantity	Unit price	Trade value	Brokerage	Other fees	GST	Total value
28/04/2017	In	Transfer	18,073	\$10.2236	\$184,771.12	\$0.00	\$0.00	\$0.00	\$184,771.12
05/07/2017	In	Transfer	596	\$30.0100	\$17,885.96	\$0.00	\$0.00	\$0.00	\$17,885.96
13/12/2017	In	Transfer	624	\$29.5900	\$18,464.16	\$0.00	\$0.00	\$0.00	\$18,464.16
05/07/2018	In	Transfer	708	\$27.0100	\$19,123.08	\$0.00	\$0.00	\$0.00	\$19,123.08
1/12/2018	In	Transfer	841	\$23.5500	\$19,805.55	\$0.00	\$0.00	\$0.00	\$19,805.55
Sub total			20,842						

TCL TRANSURBAN GROUP FPO/UNITS STAPLED									
Date	Type	Action	Quantity	Unit price	Trade value	Brokerage	Other fees	GST	Total value
28/04/2017	In	Transfer	✓ 3,416	\$3.2621	\$11,143.33	\$0.00	\$0.00	\$0.00	\$11,143.33
11/08/2017	In	Transfer	✓ 79	\$11.3848	\$899.40	\$0.00	\$0.00	\$0.00	\$899.40
29/12/2017	In	Transfer	✓ 284	\$0.0000	\$0.00	\$0.00	\$0.00	\$0.00	\$0.00
16/02/2018	In	Transfer	✓ 82	\$11.9719	\$981.70	\$0.00	\$0.00	\$0.00	\$981.70
13/09/2018	In	Transfer	✓ 678	\$0.0000	\$0.00	\$0.00	\$0.00	\$0.00	\$0.00
5/02/2019	In	Transfer	112	\$11.7658	\$1,317.77	\$0.00	\$0.00	\$0.00	\$1,317.77
Sub total			4,651						

TCLRB TRANSURBAN GROUP RTS11SEP18 FORUS									
Date	Type	Action	Quantity	Unit price	Trade value	Brokerage	Other fees	GST	Total value
07/09/2018	In	Transfer	678	\$10.8000	\$7,322.40	\$0.00	\$0.00	\$0.00	\$7,322.40
11/09/2018	Out	Transfer	(678)	\$0.0000	(\$0.00)	\$0.00	\$0.00	\$0.00	(\$0.00)

While every effort has been made to provide you with an accurate statement, we give no warranty of accuracy or reliability and take no responsibility for any errors or omissions including negligence by any officers, employees or agents. We encourage you to confirm the information, holdings and valuations contained herein. Information contained in the report may only relate to the period since you commenced our service.

Copyright © 2019 Third Party Platform Pty Limited. All rights reserved.

Macquarie Online Trading is a service provided by Third Party Platform Pty Ltd ("TPP") ABN 74 121 227 905 AFSL No. 314341, at the request of Macquarie Bank Limited ABN 46 008 583 542 AFSL 237562 ("MBL"). TPP is a Participant of the ASX Group. Neither TPP nor MBL are representatives of each other. Some of the fees paid to TPP for the provision of its services will be remitted to MBL. TPP and MBL do not provide personal financial advice in relation to Macquarie Online Trading. You should consider your own financial situation, particular needs and investment objectives before acting on any of the information available on this report.

Transaction summary (continued)

01 Jul 2018 - 30 Jun 2019

Sub total 0

WES WESFARMERS LIMITED ORDINARY

Date	Type	Action	Quantity	Unit price	Trade value	Brokerage	Other fees	GST	Total value
28/04/2017	In	Transfer	2,592	\$9.3412	\$24,212.39	\$0.00	\$0.00	\$0.00	\$24,212.39
28/09/2017	In	Transfer	74	\$42.0641	\$3,112.74	\$0.00	\$0.00	\$0.00	\$3,112.74
05/04/2018	In	Transfer	66	\$41.6950	\$2,751.87	\$0.00	\$0.00	\$0.00	\$2,751.87
17/09/2018	In	Transfer	64	\$51.3833	\$3,288.53	\$0.00	\$0.00	\$0.00	\$3,288.53
10/04/2019	In	Transfer	163	\$34.4090	\$5,608.67	\$0.00	\$0.00	\$0.00	\$5,608.67

Sub total 2,959

Please note that the Transaction Date listed of any Off Market Transfers (Transfer) may not necessarily match the Date of Purchase listed on the Off Market transfer form.

While every effort has been made to provide you with an accurate statement, we give no warranty of accuracy or reliability and take no responsibility for any errors or omissions including negligence by any officers, employees or agents. We encourage you to confirm the information, holdings and valuations contained herein. Information contained in the report may only relate to the period since you commenced our service.

Copyright © 2019 Third Party Platform Pty Limited. All rights reserved.

Macquarie Online Trading is a service provided by Third Party Platform Pty Ltd ("TPP") ABN 74 121 227 905 AFSL No 314341, at the request of Macquarie Bank Limited ABN 46 008 583 542 AFSL 237502 ("MBL"). TPP is a Participant of the ASX Group. Neither TPP nor MBL are representatives of each other. Some of the fees paid to TPP for the provision of its services will be remitted to MBL. TPP and MBL do not provide personal financial advice in relation to Macquarie Online Trading. You should consider your own financial situation, particular needs and investment objectives before acting on any of the information available on this report.



BUY

Address - Locked Bag 22 Australia Square NSW 1215
Telephone - 13 15 19
Facsimile - 1300 131 519
Email - shares@commsec.com.au
Internet - commsec.com.au

TAX INVOICE

CONFIRMATION

Please retain for taxation purposes

Trading, Clearing and Settlement of this transaction is undertaken by Commonwealth Securities Limited.

REXANDER PTY LTD
<BARRY PAPAELIA SUPER A/C>
8 DRYDEN STREET
CANTERBURY VIC 3126

WE HAVE BOUGHT THE FOLLOWING SECURITIES FOR YOU

COMPANY: ATLAS ARTERIA

ALX

SECURITY: FULLY PAID ORDINARY STAPLED SECURITIES

DATE:	07/03/2019
AS AT DATE:	07/03/2019
CONFIRMATION NO:	88854879
ORDER NO:	N106291716
ACCOUNT NO:	216357
TOTAL UNITS:	5,000
CONSIDERATION (AUD):	\$34,949.87
BROKERAGE & COSTS INCL GST:	\$108.34
<small>(may include printed confirmation postal fee)</small>	
APPLICATION MONEY:	\$0.00
TOTAL COST:	\$35,058.21
TOTAL GST:	\$9.85
SETTLEMENT DATE:	11/03/2019

UNITS AT PRICE	
4,973	6.990000
27	6.985000
AVERAGE PRICE: 6.989973	



Biller Code: 35428
Customer Ref No: 2163574

PID 1402 HIN 13553301
ORDER COMPLETED

CONTRACT COMMENTS:

50809856 0407580113

168

paid 7/3/19

1. This Confirmation Contract Note is issued by Commonwealth Securities Limited and is issued subject to:

(a) The current General Conditions of Trade of Commonwealth Securities Limited ("CommSec");

(b) Directions, decisions and requirements of the Market Operators, the ASIC Market Integrity Rules, the Market Operating Rules, the Clearing Rules and where relevant, the Settlement Rules, the customs and usages of the Market Operators, and the correction of any errors and/or omissions. Under the Rules of ASIC and the Market Operators, CommSec is required to act consistently with a fair and orderly market. CommSec or the Market Operators are entitled to cancel a trade without further reference to you as permitted by the current General Conditions of Trade and the Market Operating Rules.

If you request a Confirmation Contract Note to be sent to you by post, a \$1.95 fee will be charged in addition to brokerage.

Commonwealth Securities Limited ABN 60 067 254 399, AFSL 238814 is a wholly owned, but non-guaranteed subsidiary of the Commonwealth Bank of Australia ABN 48 123 123 124 and a Participant of the ASX Group and Chi-X Australia.

Your order may have been executed as multiple market transactions across multiple trade execution venues in accordance with our Best Execution policy. This Confirmation specifies the volume weighted average price for those market transactions.

2520.31.

CommSec

BUY

Address - Locked Bag 22 Australia Square NSW 1215
Telephone - 13 15 19
Facsimile - 1300 131 519
Email - shares@commsec.com.au
Internet - commsec.com.au

TAX INVOICE

CONFIRMATION

Please retain for taxation purposes

Trading, Clearing and Settlement of this transaction is undertaken by Commonwealth Securities Limited.

REXANDER PTY LTD
<BARRY PAPAELIA SUPER A/C>
8 DRYDEN STREET
CANTERBURY VIC 3126

WE HAVE BOUGHT THE FOLLOWING SECURITIES FOR YOU

COMPANY: TRANSURBAN GROUP

SECURITY: ORDINARY SHARES/UNITS FULLY PAID TRIPLE STAPLED

TCL

DATE: 03/12/2018
AS AT DATE: 03/12/2018
CONFIRMATION NO: 87450201
ORDER NO: N104467832
ACCOUNT NO: 216357
TOTAL UNITS: 2,000
CONSIDERATION (AUD): \$22,928.31
BROKERAGE & COSTS INCL GST: \$71.07
(may include printed confirmation postal fee)
APPLICATION MONEY: \$0.00
TOTAL COST: \$22,999.38
TOTAL GST: \$6.46
SETTLEMENT DATE: 05/12/2018

UNITS AT PRICE	
831	11.470000
1,169	11.460000
AVERAGE PRICE: 11.464155	



Biller Code: 35428
Customer Ref No: 2163574

PID 1402 HIN 13553301
ORDER COMPLETED

CONTRACT COMMENTS:

50809856 0407580113

168

1. This Confirmation Contract Note is issued by Commonwealth Securities Limited and is issued subject to:

(a) The current General Conditions of Trade of Commonwealth Securities Limited ("CommSec");

(b) Directions, decisions and requirements of the Market Operators, the ASIC Market Integrity Rules, the Market Operating Rules, the Clearing Rules and where relevant, the Settlement Rules, the customs and usages of the Market Operators, and the correction of any errors and/or omissions. Under the Rules of ASIC and the Market Operators, CommSec is required to act consistently with a fair and orderly market. CommSec or the Market Operators are entitled to cancel a trade without further reference to you as permitted by the current General Conditions of Trade and the Market Operating Rules.

If you request a Confirmation Contract Note to be sent to you by post, a \$1.95 fee will be charged in addition to brokerage.

Commonwealth Securities Limited ABN 60 067 254 399, AFSL 238814 is a wholly owned, but non-guaranteed subsidiary of the Commonwealth Bank of Australia ABN 48 123 123 124 and a Participant of the ASX Group and Chi-X Australia.

Your order may have been executed as multiple market transactions across multiple trade execution venues in accordance with our Best Execution policy. This Confirmation specifies the volume weighted average price for those market transactions.

2570.31



Transurban Holdings Limited ABN 86 098 143 429
Transurban Infrastructure Management Limited ABN 27 098 147 678
As responsible entity of Transurban Holding Trust ARSN 098 807 419
Transurban International Limited ABN 90 121 746 825

Update your information:

Online:
www.investorcentre.com/contact

By Mail:
Computershare Investor Services Pty Limited
GPO Box 2975 Melbourne
Victoria 3001 Australia

Enquiries:

(within Australia) 1300 360 146
(international) +61 3 9415 4315

007285 000 TCL



REXANDER PTY LTD
<BARRY PAPAELIA SUPER A/C>
8 DRYDEN STREET
CANTERBURY VIC 3126

Holder Identification Number (HIN)

HIN WITHHELD

Important: You will need to quote this number and name of issuer for all future dealings in these securities. Keep it safe and confidential.

Tax File Number/ABN: TFN quoted
Page Number: 1 of 1

Incorporated in Victoria

ASX code: TCL

Security class: TRIPLE STAPLED SECURITIES

CHES Allotment Confirmation Notice as at 26 September 2018

**THIS ADVICE CONFIRMS THE ALLOTMENT OF
4,464 TRIPLE STAPLED SECURITIES AT \$10.80 IN
TRANSURBAN GROUP ON 26 SEPTEMBER 2018 TO
THE ABOVE NAMED PURSUANT TO THE RETAIL
ENTITLEMENT OFFER - FINAL ALLOTMENT.**

IF THE DETAILS ABOVE ARE INCORRECT, PLEASE ADVISE THIS OFFICE IMMEDIATELY.

THIS DOCUMENT IS PRINTED ON NATIONAL CARBON UNSET STANDARD CERTIFIED CARBON NEUTRAL INKJET PAPER

240695_0247PA



Transurban Holdings Limited ABN 86 098 143 429
Transurban Infrastructure Management Limited ABN 27 098 147 678
As responsible entity of Transurban Holding Trust ARSN 098 807 419
Transurban International Limited ABN 90 121 746 825

Update your information:

Online:
www.investorcentre.com/contact

By Mail:
Computershare Investor Services Pty Limited
GPO Box 2975 Melbourne
Victoria 3001 Australia

Enquiries:
(within Australia) 1300 360 146
(international) +61 3 9415 4315

004423 000 TCL



REXANDER PTY LTD
<BARRY PAPAELIA SUPER A/C>
8 DRYDEN STREET
CANTERBURY VIC 3126

Holder Identification Number (HIN)

HIN WITHHELD

Important: You will need to quote this number and name of issuer for all future dealings in these securities. Keep it safe and confidential.

Tax File Number/ABN: TFN quoted
Page Number: 1 of 1

Incorporated in Victoria
ASX code: TCL
Security class: TRIPLE STAPLED SECURITIES

CHES Allotment Confirmation Notice as at 13 September 2018

**THIS ADVICE CONFIRMS THE ALLOTMENT OF
9,259 TRIPLE STAPLED SECURITIES AT \$10.80 IN
TRANSURBAN GROUP ON 13 SEPTEMBER 2018 TO
THE ABOVE NAMED PURSUANT TO THE RETAIL
ENTITLEMENT OFFER - INITIAL ALLOTMENT.**

IF THE DETAILS ABOVE ARE INCORRECT, PLEASE ADVISE THIS OFFICE IMMEDIATELY.

This Document is printed on National Carbon Offset Standard certified carbon neutral Inkjet Bright paper

2520.31

Entitlement and Acceptance Form

HIN WITHHELD COY

STEP 1 Security Holder Retail Entitlement details

For your security keep your SRN/HIN confidential.

Registration Name: REXANDER PTY LTD
<BARRY PAPAELIA SUPER A/C>
8 DRYDEN STREET
CANTERBURY VIC 3126

Retail Entitlement No: 40999947

Offer Details: Existing Securities held and entitled to participate as at 7.00pm (AEST) on 5 September 2018:

78,217

Entitlement to subscribe for New Securities on a 10 for 57 basis:

13,723

Amount payable on full acceptance at A\$10.80 per New Security:

\$148,208.40

STEP 3 Make Your Payment

Pay by BPAY:

Pay by Mail:



Bill Code: 284661
Ref No: 1430 5990 0409 9994 76



Your cheque, bank draft or money order must be payable to "Transurban Group" and be crossed "Not Negotiable".

Return your cheque, bank draft or money order with the payment slip below to:

Contact your financial institution to make your payment from your cheque or savings account.

Transurban Group Retail Entitlement Offer
C/- Computershare Investor Services Pty Limited
GPO Box 505 Melbourne Victoria 3001 Australia

Lodgement of Application

If your payment is being made by BPAY, you do not need to return the payment slip below. Your payment must be received by no later than 5.00pm (AEST) on 18 September 2018. You should be aware that your own financial institution may implement earlier cut off times with regards to electronic payment, and you should therefore take this into consideration when making payment. It is your responsibility to ensure that funds submitted through BPAY are received by this time.

If you are paying by cheque, bank draft or money order, the payment slip below with cheque, bank draft or money order attached must be received by CIS by no later than 5.00pm (AEST) on 18 September 2018. You should allow sufficient time for this to occur. Neither CIS nor Transurban accepts any responsibility if you lodge the payment slip below at any other address or by any other means.

Privacy Notice

The personal information you provide on this form is collected by CIS, as registrar for Transurban, for the purpose of maintaining registers of securityholders, facilitating distribution payments and other corporate actions and communications. In addition, Transurban may authorise CIS on its behalf to send you marketing material or include such material in a corporate communication. You may elect not to receive marketing material by contacting CIS using the details provided above or emailing privacy@computershare.com.au. CIS may be required to collect your personal information under the Corporations Act 2001 (Cth) and ASX Settlement Operating Rules. CIS may disclose your personal information to its related bodies corporate and to other individuals or companies who assist it in supplying its services or who perform functions on its behalf, to Transurban for whom CIS maintains securities registers or to third parties upon direction by Transurban where related to Transurban's administration of your securityholding, or as otherwise required or authorised by law. Some of these recipients may be located outside Australia, including in the following countries: Canada, India, New Zealand, the Philippines, the United Kingdom and the United States. For further details, including how to access and correct your personal information, and information on CIS' privacy complaints handling procedure, please contact CIS' Privacy Officer at privacy@computershare.com.au or see CIS' Privacy Policy at <http://www.computershare.com/au>.

Detach here

Transurban Group - Payment Details

STEP 2

Retail Entitlements taken up:



Amount enclosed at A\$10.80 per New Security:

A\$

Retail Entitlement No: 40999947

Payment must be received by 5.00pm (AEST) on 18 September 2018

REXANDER PTY LTD
<BARRY PAPAELIA SUPER A/C>
8 DRYDEN STREET
CANTERBURY VIC 3126

Contact Details

Contact Name _____ Daytime Telephone _____

Cheque Details

Drawer	Cheque Number	BSB Number	Account Number	Amount of Cheque
<input type="text"/>	<input type="text"/>	<input type="text"/>	<input type="text"/>	A\$ <input type="text"/>

240686_0230XB

Transurban Holdings Limited ABN 86 098 143 429
Transurban Infrastructure Management Limited ABN 27 098 147 678
As responsible entity of Transurban Holding Trust ARSN 098 807 419
Transurban International Limited ABN 90 121 746 825

Update your information:

 **Online:**
www.investorcentre.com/contact

 **By Mail:**
Computershare Investor Services Pty Limited
GPO Box 2975 Melbourne
Victoria 3001 Australia

Enquiries:

(within Australia) 1300 360 146
(international) +61 3 9415 4315

004429 000 TCL



REXANDER PTY LTD
<BARRY PAPAELIA S/FUND A/C>
8 DRYDEN STREET
CANTERBURY VIC 3126

Holder Identification Number (HIN)

HIN WITHHELD

Important: You will need to quote this number and name of issuer for all future dealings in these securities. Keep it safe and confidential.

Tax File Number/ABN: ABN quoted
Page Number: 1 of 1

Incorporated in Victoria

ASX code: TCL

Security class: TRIPLE STAPLED SECURITIES

CHES Allotment Confirmation Notice as at 13 September 2018

**THIS ADVICE CONFIRMS THE ALLOTMENT OF
678 TRIPLE STAPLED SECURITIES AT \$10.80 IN
TRANSURBAN GROUP ON 13 SEPTEMBER 2018 TO
THE ABOVE NAMED PURSUANT TO THE RETAIL
ENTITLEMENT OFFER - INITIAL ALLOTMENT.**

IF THE DETAILS ABOVE ARE INCORRECT, PLEASE ADVISE THIS OFFICE IMMEDIATELY.

2520.47

Entitlement and Acceptance Form

HIN WITHHELD COY

STEP 1 Security Holder Retail Entitlement details

For your security keep your SRN/HIN confidential.

Registration Name: REXANDER PTY LTD
<BARRY PAPAELIA S/FUND A/C>,
8 DRYDEN STREET
CANTERBURY VIC 3126

Retail Entitlement No: 40999939

Offer Details: Existing Securities held and entitled to participate as at 7.00pm (AEST) on 5 September 2018:

3,861

Entitlement to subscribe for New Securities on a 10 for 57 basis:

678

Amount payable on full acceptance at A\$10.80 per New Security:

\$7,322.40

STEP 3 Make Your Payment

Pay by BPAY:



Billers Code: 284661
Ref No: 1430 5990 0409 9993 95

Contact your financial institution to make your payment from your cheque or savings account.

Pay by Mail:



Your cheque, bank draft or money order must be payable to "Transurban Group" and be crossed "Not Negotiable".

Return your cheque, bank draft or money order with the payment slip below to:

Transurban Group Retail Entitlement Offer
C/- Computershare Investor Services Pty Limited
GPO Box 505 Melbourne Victoria 3001 Australia

Lodgement of Application

If your payment is being made by BPAY, you do not need to return the payment slip below. Your payment must be received by no later than 5.00pm (AEST) on 18 September 2018. You should be aware that your own financial institution may implement earlier cut off times with regards to electronic payment, and you should therefore take this into consideration when making payment. It is your responsibility to ensure that funds submitted through BPAY are received by this time.

If you are paying by cheque, bank draft or money order, the payment slip below with cheque, bank draft or money order attached must be received by CIS by no later than 5.00pm (AEST) on 18 September 2018. You should allow sufficient time for this to occur. Neither CIS nor Transurban accepts any responsibility if you lodge the payment slip below at any other address or by any other means.

Privacy Notice

The personal information you provide on this form is collected by CIS, as registrar for Transurban, for the purpose of maintaining registers of securityholders, facilitating distribution payments and other corporate actions and communications. In addition, Transurban may authorise CIS on its behalf to send you marketing material or include such material in a corporate communication. You may elect not to receive marketing material by contacting CIS using the details provided above or emailing privacy@computershare.com.au. CIS may be required to collect your personal information under the Corporations Act 2001 (Cth) and ASX Settlement Operating Rules. CIS may disclose your personal information to its related bodies corporate and to other individuals or companies who assist it in supplying its services or who perform functions on its behalf, to Transurban for whom CIS maintains securities registers or to third parties upon direction by Transurban where related to Transurban's administration of your securityholding, or as otherwise required or authorised by law. Some of these recipients may be located outside Australia, including in the following countries: Canada, India, New Zealand, the Philippines, the United Kingdom and the United States. For further details, including how to access and correct your personal information, and information on CIS' privacy complaints handling procedure, please contact CIS' Privacy Officer at privacy@computershare.com.au or see CIS' Privacy Policy at <http://www.computershare.com/au>.

240696_023DXB

Click here

Transurban Group - Payment Details

STEP 2

Retail Entitlements taken up:



Amount enclosed at A\$10.80 per New Security:

A\$

Retail Entitlement No: 40999939

Payment must be received by 5.00pm (AEST) on 18 September 2018

REXANDER PTY LTD
<BARRY PAPAELIA S/FUND A/C>,
8 DRYDEN STREET
CANTERBURY VIC 3126

Contact Details

Contact Name _____ Daytime Telephone _____

Cheque Details

Drawer Cheque Number BSB Number Account Number Amount of Cheque

143059900409999395+0000732240-3051+33



Transurban Holdings Limited ABN 86 098 143 429
Transurban Infrastructure Management Limited ABN 27 098 147 678
As responsible entity of Transurban Holding Trust ARSN 098 807 419
Transurban International Limited ABN 90 121 746 825

000129 000 TCL



REXANDER PTY LTD
<BARRY PAPAELIA S/FUND A/C>
8 DRYDEN STREET
CANTERBURY VIC 3126

2520.47
Update your information:

Online:
www.investorcentre.com/au/contact

By Mail:
Computershare Investor Services Pty Limited
GPO Box 2975 Melbourne
Victoria 3001 Australia

Enquiries:
(within Australia) 1300 360 146
(international) +61 3 9415 4315

Holder Identification Number (HIN)

HIN WITHHELD

ASX Code
Payment Date
Direct Credit Reference No.

TCL
28 September 2018
800038

Retail Entitlement Offer Refund Payment

Thank you for your interest in the Transurban pro-rata accelerated renounceable 10 for 57 entitlement offer with retail entitlements trading ("**Retail Entitlement Offer**"). If you participated in the Retail Entitlement Offer, confirmation of the number of new securities issued to you was dispatched on Friday, 28 September 2018.

We have calculated that you are entitled to a refund. This may be because you sold or transferred all or part of your entitlement or because you made a payment greater than your entitlement amount owing.

Your Payment Instruction

MACQUARIE BANK LTD
BSB: 182-512 Account number: XXXXXX88

Amount Deposited

AUD\$10.00

If payment cannot be made to the above instruction, a cheque will be forwarded to your registered address.

2520.68

CommSec



BUY

Address - Locked Bag 22 Australia Square NSW 1215
Telephone - 13 15 19
Facsimile - 1300 131 519
Email - shares@commsec.com.au
Internet - commsec.com.au

TAX INVOICE

ORIGINAL CONFIRMATION

Please retain for taxation purposes

Trading, Clearing and Settlement of this transaction is undertaken by
Commonwealth Securities Limited.

REXANDER PTY LTD
<BARRY PAPAELIA SUPER A/C>
8 DRYDEN STREET
CANTERBURY VIC 3126

WE HAVE BOUGHT THE FOLLOWING SECURITIES FOR YOU

COMPANY: CSL LIMITED

SECURITY: ORDINARY FULLY PAID

CSL

DATE:	13/02/2019
AS AT DATE:	13/02/2019
CONFIRMATION NO:	88416792
ORDER NO:	N105605623
ACCOUNT NO:	216357
TOTAL UNITS:	60
CONSIDERATION (AUD):	\$11,340.00
BROKERAGE & COSTS INCL GST:	\$35.16
<small>(may include printed confirmation postal fee)</small>	
APPLICATION MONEY:	\$0.00
TOTAL COST:	\$11,375.16
TOTAL GST:	\$3.20
SETTLEMENT DATE:	15/02/2019

UNITS AT PRICE

60 189.000000

AVERAGE PRICE: 189.000000



Biller Code: 35428
Customer Ref No: 2163574

PID 1402 HIN 13553301

ORDER COMPLETED

CONTRACT COMMENTS:

50809856 0407580113

168

paid
13/2/19

1. This Confirmation Contract Note is issued by Commonwealth Securities Limited and is issued subject to:

(a) The current General Conditions of Trade of Commonwealth Securities Limited ("CommSec");

(b) Directions, decisions and requirements of the Market Operators, the ASIC Market Integrity Rules, the Market Operating Rules, the Clearing Rules and where relevant, the Settlement Rules, the customs and usages of the Market Operators, and the correction of any errors and/or omissions. Under the Rules of ASIC and the Market Operators, CommSec is required to act consistently with a fair and orderly market. CommSec or the Market Operators are entitled to cancel a trade without further reference to you as permitted by the current General Conditions of Trade and the Market Operating Rules.

If you request a Confirmation Contract Note to be sent to you by post, a \$1.95 fee will be charged in addition to brokerage.

Commonwealth Securities Limited ABN 60 067 254 399, AFSL 238814 is a wholly owned, but non-guaranteed subsidiary of the Commonwealth Bank of Australia ABN 48 123 123 124 and a Participant of the ASX Group and Chi-X Australia.

Your order may have been executed as multiple market transactions across multiple trade execution venues in accordance with our Best Execution policy. This Confirmation specifies the volume weighted average price for those market transactions.

2520.68



BUY

Address - Locked Bag 22 Australia Square NSW 1215
Telephone - 13 15 19
Facsimile - 1300 131 519
Email - shares@commsec.com.au
Internet - commsec.com.au

TAX INVOICE

ORIGINAL CONFIRMATION

Please retain for taxation purposes

Trading, Clearing and Settlement of this transaction is undertaken by Commonwealth Securities Limited.

REXANDER PTY LTD
<BARRY PAPAELIA SUPER A/C>
8 DRYDEN STREET
CANTERBURY VIC 3126

WE HAVE BOUGHT THE FOLLOWING SECURITIES FOR YOU

Cum Dividend Stock

COMPANY: CSL LIMITED
SECURITY: ORDINARY FULLY PAID

CSL

DATE:	07/03/2019
AS AT DATE:	07/03/2019
CONFIRMATION NO:	88855848
ORDER NO:	N106291913
ACCOUNT NO:	216357
TOTAL UNITS:	200
CONSIDERATION (AUD):	\$39,634.58
BROKERAGE & COSTS INCL GST:	\$122.86
<small>(may include printed confirmation postal fee)</small>	
APPLICATION MONEY:	\$0.00
TOTAL COST:	\$39,757.44
TOTAL GST:	\$11.17
SETTLEMENT DATE:	11/03/2019

UNITS AT PRICE	
14	198.190000
30	198.180000
156	198.170000
AVERAGE PRICE: 198.172900	



Billor Code: 35428
Customer Ref No: 2163574

PID 1402 HIN 13553301
ORDER COMPLETED

CONTRACT COMMENTS:

50809856 0407580113

8/3/19 ✓

1. This Confirmation Contract Note is issued by Commonwealth Securities Limited and is issued subject to:

- (a) The current General Conditions of Trade of Commonwealth Securities Limited ("CommSec");
- (b) Directions, decisions and requirements of the Market Operators, the ASIC Market Integrity Rules, the Market Operating Rules, the Clearing Rules and where relevant, the Settlement Rules, the customs and usages of the Market Operators, and the correction of any errors and/or omissions. Under the Rules of ASIC and the Market Operators, CommSec is required to act consistently with a fair and orderly market. CommSec or the Market Operators are entitled to cancel a trade without further reference to you as permitted by the current General Conditions of Trade and the Market Operating Rules.

If you request a Confirmation Contract Note to be sent to you by post, a \$1.95 fee will be charged in addition to brokerage.

Commonwealth Securities Limited ABN 60 067 254 399, AFSL 238814 is a wholly owned, but non-guaranteed subsidiary of the Commonwealth Bank of Australia ABN 48 123 123 124 and a Participant of the ASX Group and Chi-X Australia.

Your order may have been executed as multiple market transactions across multiple trade execution venues in accordance with our Best Execution policy. This Confirmation specifies the volume weighted average price for those market transactions.