

---

Financial statements and reports for the year ended  
30 June 2021

Rosenbaum superannuation Fund

---

Prepared for: David Rosenbaum and Narelle Maree Scott

# Rosenbaum superannuation Fund

## Reports Index

---

Statement of Financial Position

Operating Statement

Statement of Taxable Income

Notes to the Financial Statements

Investment Summary

Market Movement

Investment Income

Members Statement

Compilation Report

Trustees Declaration

Trustee Minute / Resolution

# Rosenbaum superannuation Fund

## Statement of Financial Position

As at 30 June 2021

	Note	2021 \$	2020 \$
<b>Assets</b>			
<b>Investments</b>			
Derivatives (Options, Hybrids, Future Contracts)	2	1,360.72	0.00
Fixed Interest Securities (Australian) - Unitised	3	1.50	1.50
Managed Investments (Australian)	4	28,942.89	0.00
Shares in Listed Companies (Australian)	5	940,577.48	837,968.07
Units in Listed Unit Trusts (Australian)	6	1,031,482.48	863,240.33
<b>Total Investments</b>		<u>2,002,365.07</u>	<u>1,701,209.90</u>
<b>Other Assets</b>			
Distributions Receivable		31,262.86	21,015.16
Macquarie CMA - David		1.35	1.35
Macquarie CMA - Narelle #7823		221.54	221.54
ANZ E-trade - Narelle #4965		14,672.40	2,692.21
ANZ E-Trade — Narelle		4.18	4.18
Qudos Bank - Narelle #3188		200,387.67	268,355.07
USaver Account 373671667		0.01	0.01
Australian Defence Credit Union - Narelle #0962		129,421.86	194,358.87
Australian Defence Credit Union - David #1426		9,991.68	35,850.53
Dividends Receivable		0.00	331.37
Income Tax Refundable		8,085.28	10,254.39
<b>Total Other Assets</b>		<u>394,048.83</u>	<u>533,084.68</u>
<b>Total Assets</b>		<u>2,396,413.90</u>	<u>2,234,294.58</u>
Less:			
<b>Liabilities</b>			
Deferred Tax Liability		48,468.27	48,468.27
Investment Liabilities		0.00	2,635.95
<b>Total Liabilities</b>		<u>48,468.27</u>	<u>51,104.22</u>
<b>Net assets available to pay benefits</b>		<u>2,347,945.63</u>	<u>2,183,190.36</u>
Represented by:			
<b>Liability for accrued benefits allocated to members' accounts</b>	8, 9		
Rosenbaum, David - Accumulation		20,464.29	175,542.52
Rosenbaum, David - Pension (Account Based Pension)		482,112.16	427,683.96
Rosenbaum, David - Pension (Account Based Pension 2)		183,171.16	0.00

Rosenbaum superannuation Fund  
**Statement of Financial Position**

As at 30 June 2021

---

	Note	2021	2020
		\$	\$
Scott, Narelle Maree - Pension (Account Based Pension)		1,662,198.02	1,579,963.88
<b>Total Liability for accrued benefits allocated to members' accounts</b>		<u>2,347,945.63</u>	<u>2,183,190.36</u>

Rosenbaum superannuation Fund

# Operating Statement

For the year ended 30 June 2021

	Note	2021 \$	2020 \$
<b>Income</b>			
<b>Investment Income</b>			
Trust Distributions	12	45,927.60	29,397.62
Dividends Received	11	23,771.91	37,852.13
Interest Received		3,923.19	9,309.38
Other Investment Income		46.40	0.00
<b>Investment Gains</b>			
Changes in Market Values	13	271,386.91	(39,392.51)
<b>Contribution Income</b>			
Employer Contributions		22,525.48	18,829.12
Transfers In		0.00	1,103.38
<b>Total Income</b>		<u>367,581.49</u>	<u>57,099.12</u>
<b>Expenses</b>			
Accountancy Fees		9,652.50	220.00
ATO Supervisory Levy		259.00	259.00
Auditor's Remuneration		0.00	9,333.50
Advisor Fees		0.00	362.00
		<u>9,911.50</u>	<u>10,174.50</u>
<b>Member Payments</b>			
Pensions Paid		201,000.00	141,000.00
<b>Total Expenses</b>		<u>210,911.50</u>	<u>151,174.50</u>
<b>Benefits accrued as a result of operations before income tax</b>			
		<u>156,669.99</u>	<u>(94,075.38)</u>
Income Tax Expense	14	(8,085.28)	(4,761.61)
<b>Benefits accrued as a result of operations</b>		<u>164,755.27</u>	<u>(89,313.77)</u>

Rosenbaum superannuation Fund  
**Statement of Taxable Income**

For the year ended 30 June 2021

	2021
	\$
Benefits accrued as a result of operations	156,669.99
<b>Less</b>	
Increase in MV of investments	274,877.44
Exempt current pension income	56,769.00
Realised Accounting Capital Gains	(3,490.53)
Accounting Trust Distributions	45,927.60
	<hr/> 374,083.51
<b>Add</b>	
Pension Payments	201,000.00
Franking Credits	10,096.33
Foreign Credits	470.20
Taxable Trust Distributions	16,254.03
Distributed Foreign income	3,003.02
	<hr/> 230,823.58
SMSF Annual Return Rounding	(3.06)
	<hr/> 13,407.00
<b>Taxable Income or Loss</b>	<hr/> 13,407.00
Income Tax on Taxable Income or Loss	2,011.05
<b>Less</b>	
Franking Credits	10,096.33
	<hr/>
<b>CURRENT TAX OR REFUND</b>	<hr/> (8,085.28)
Supervisory Levy	259.00
	<hr/>
<b>AMOUNT DUE OR REFUNDABLE</b>	<hr/> (7,826.28)

\* Distribution tax components review process has not been completed for the financial year.

# Rosenbaum superannuation Fund

## Notes to the Financial Statements

For the year ended 30 June 2021

---

### Note 1: Summary of Significant Accounting Policies

#### Basis of Preparation

These general purpose financial statements have been prepared in accordance with Australian Accounting Standard AASB 1056: Superannuation Entities, other applicable Accounting Standards, the provisions of the trust deed and the requirements of the Superannuation Industry (Supervision) Act 1993 and associated Regulations. The Fund is a for-profit entity for financial reporting purposes under Australian Accounting Standards.

International Financial Reporting Standards (IFRSs) form the basis of Australian Accounting Standards adopted by the Australian Accounting Standards Board. The financial statements of the Fund do not comply with IFRSs due to the requirements of AASB 1056.

The financial statements, except for the cash flow information, have been prepared on an accruals basis and are presented in Australian dollars, being the functional currency of the Fund. The amounts presented in the financial statements have been rounded to the nearest dollar. Material accounting policies adopted in the preparation of these financial statements are presented below and have been consistently applied unless stated otherwise.

#### a. Fair Value of Assets and Liabilities

The Fund measures its assets and liabilities (except tax and insurance-related items, employer-sponsor receivables and member benefits) at fair value through profit and loss on a recurring basis.

Fair value is the price the Fund would receive to sell an asset or would have to pay to transfer a liability in an orderly (ie unforced) transaction between independent, knowledgeable and willing market participants at the measurement date.

As fair value is a market-based measure, the closest equivalent observable market pricing information is used to determine fair value. Adjustments to market values may be made having regard to the characteristics of the specific asset or liability. The fair values of assets and liabilities that are not traded in an active market are determined using one or more valuation techniques. These valuation techniques maximise, to the extent possible, the use of observable market data.

To the extent possible, market information is extracted from either the principal market for the asset or liability (ie the market with the greatest volume and level of activity for the asset or liability) or, in the absence of such a market, the most advantageous market available to the entity at the end of the reporting period (ie the market that maximises the receipts from the sale of the asset or minimises the payments made to transfer the liability, after taking into account transaction costs and transport costs).

Based on the above approach, fair values of investments have been determined as follows:

- (i) shares in listed companies, government securities and corporate bonds by reference to the relevant market quotations at the end of the reporting period;
- (ii) mortgage bonds through the income approach using the discounted cash flow techniques; and
- (iii) units in managed funds by reference to the unit redemption price at the end of the reporting period.

Other assets and liabilities, which are all current in nature, are carried at the gross value of the outstanding balances of amounts due to be received or paid, which represents their fair value.

#### b. Financial Instruments

##### Initial recognition and measurement

Financial assets and financial liabilities are recognised when the entity becomes a party to the contractual provisions to the instrument. For financial assets, this is equivalent to the date that the entity commits itself to either the purchase or sale of the asset (ie trade date accounting is adopted).

Financial instruments (except for trade receivables) are initially measured at fair value plus transaction costs, except where the instrument is classified "at fair value through profit or loss", in which case transaction costs are expensed to profit or loss immediately. Where available, quoted prices in an active market are used to determine fair value. In other circumstances, valuation techniques are adopted.

# Rosenbaum superannuation Fund

## Notes to the Financial Statements

For the year ended 30 June 2021

---

### Derecognition of financial instruments

Derecognition refers to the removal of a previously recognised financial asset or financial liability from the statement of financial position.

#### Derecognition of financial assets

A financial asset is derecognised when the holder's contractual rights to its cash flows expires, or the asset is transferred in such a way that all the risks and rewards of ownership are substantially transferred.

#### Derecognition of financial liabilities

A liability is derecognised when it is extinguished (ie when the obligation in the contract is discharged, cancelled or expires). An exchange of an existing financial liability for a new one with substantially modified terms, or a substantial modification to the terms of a financial liability, is treated as an extinguishment of the existing liability and recognition of a new financial liability.

### c. Liability for Members' Accrued Benefits

The liability for members' accrued benefits represents the Fund's present obligation to pay benefits to members and beneficiaries, and has been measured as the amount of member account balances as at the reporting date.

### d. Members' Vested Benefits

Members' Vested benefits are benefits that are not conditional upon continued membership of the Fund and include benefits that members are entitled to receive had they terminated their membership of the Fund at the end of the reporting period.

### e. Other Payables

Other payables include trade debtors and benefits payable. Other payables are payable on demand or within a short timeframe of less than 60 days.

### f. Income Tax

The income tax expense (income) for the year comprises current income tax expense (income) and deferred tax expense (income).

Current income tax expense charged to profit or loss is the tax payable on taxable income. Current tax liabilities (assets) are measured at the amounts expected to be paid to (or recovered from) the relevant taxation authority.

Income tax is recognised in the operating statement except to the extent that it relates to items recognised directly in members' funds, in which case it is recognised directly in member's benefits.

Deferred income tax expense reflects movements in deferred tax asset and deferred tax liability balances during the year as well as unused tax losses.

No deferred income tax is recognised from the initial recognition of an asset or liability where there is no effect on accounting or taxable profit or loss.

Deferred tax assets and liabilities are calculated at the tax rates that are expected to apply to the period when the asset is realised or the liability is settled, and their measurement also reflects the manner in which the Trustee expects to recover or settle the carrying amount of the related asset or liability.

Deferred tax assets relating to temporary differences and unused tax losses are recognised only to the extent that it is probable that future taxable profit will be available against which the benefits of the deferred tax asset can be utilised.

Where temporary differences exist in relation to investments in subsidiaries, branches, associates and joint ventures, deferred tax assets and liabilities are not recognised where the timing of the reversal of the temporary difference can be controlled and it is not probable that the reversal will occur in the foreseeable future.



# Rosenbaum superannuation Fund

## Notes to the Financial Statements

For the year ended 30 June 2021

---

### g. No Tax File Number (TFN) Contributions Tax

Where a member's TFN is not provided to the Fund, the Fund may be required to pay no-TFN contributions tax at a rate of 32% on contributions received from and on behalf of the member. The no-TFN contributions tax applies in addition to the concessional contributions tax rate of 15% applicable to such contributions.

A no-TFN contributions tax liability recognised by the Fund will be charged to the relevant member's account. Where a tax offset is obtained by the Fund in relation to the member's no-TFN contributions tax liability, the tax offset will be included in the relevant member's account.

### h. Cash and Cash Equivalents

Cash and cash equivalents include cash on hand and at call, deposits held at call with banks and short-term, highly liquid investments that are readily convertible to cash and are subject to an insignificant risk of changes in value.

### i. Revenue

Revenue is recognised at the fair value of the consideration received or receivable.

#### Interest revenue

Interest revenue is recognised using the effective interest method, which for floating rate financial assets is the rate inherent in the instrument.

Interest income includes the amortisation of any discount or premium, transaction costs and any other differences between the initial carrying amount of the interest-bearing instrument to which it relates and the amount of the interest-bearing instrument at maturity calculated on an effective interest rate basis.

#### Dividend revenue

Dividend revenue is recognised on the date the shares are quoted ex-dividend and, if not received at the end of the reporting period, is reflected in the statement of financial position as a receivable at fair value.

#### Distribution revenue

Distributions from managed investment schemes are recognised at the date the unit value is quoted ex-distributions and, if not received at the end of the reporting period, are reflected in the statement of financial position as a receivable at fair value.

### j. Comparative Figures

When required by Accounting Standards, comparative figures have been adjusted to conform to changes in presentation for the current financial year.

Where the Fund retrospectively applies an accounting policy, makes a retrospective restatement or reclassifies items in its financial statements, a third statement of financial position as at the beginning of the preceding period, in addition to the minimum comparative financial statement, is presented.

### k. Critical Accounting Estimates and Judgements

The preparation of financial statements requires management to make judgements, estimates and assumptions that affect the application of accounting policies and the reported amounts of assets and liabilities, income and expenses. Actual results may differ from these estimates.

Estimates and underlying assumptions are reviewed on an ongoing basis. Revisions to accounting estimates are recognised in the period in which the estimate is revised and in any future period affected.

Rosenbaum superannuation Fund

# Notes to the Financial Statements

For the year ended 30 June 2021

	\$	\$
Mff Capital Investments Limited - NM	550.00	0.00
Wcm Global Growth Limited - NM	810.72	0.00
	1,360.72	0.00

**Note 3: Fixed Interest Securities (Australian) - Unitised**

	2021 \$	2020 \$
Babcock & Brown Notes - NM	1.50	1.50
	1.50	1.50

**Note 4: Managed Investments (Australian)**

	2021 \$	2020 \$
Switzer Higher Yield Fund - ED	9,647.63	0.00
Switzer Higher Yield Fund - NM	19,295.26	0.00
	28,942.89	0.00

**Note 5: Shares in Listed Companies (Australian)**

	2021 \$	2020 \$
Australia And New Zealand Banking Group Limited - NM	37,355.05	24,735.28
Australia And New Zealand Banking Group Conv. Pref G - NM	57,539.10	55,817.50
Australia And New Zealand Banking Group Limited capital Notes 5 - NM	10,642.00	29,452.69
Commonwealth Bank Of Australia - NM	76,600.29	53,245.14
CommBank PERLS VIII Capital Notes - NM	45,144.81	45,924.00
CommBank PERLS XII Capital Notes - NM	30,696.00	28,905.00
Contango Income Generator Limited - NM	15,500.00	0.00
Contango Income Generator Limited - ED	32,395.00	33,962.50
CSL Limited	163,984.25	154,980.00
Ellerston Asian Investments Limited - NM	44,880.00	35,904.00
Ive Group Limited - NM	4,510.50	2,480.00
Kingsgate Consolidated Limited - NM	29,442.00	14,020.00
MFF Capital Investments Limited - NM	28,584.00	26,896.75
Mirrabooka Investments Limited - NM	18,724.65	23,870.85

**Rosenbaum superannuation Fund**  
**Notes to the Financial Statements**

For the year ended 30 June 2021

Mirrabooka Investments Limited - ED	52,996.65	41,462.35
Mirrabooka Investments Limited - ED	16,933.00	0.00
Mirrabooka Investments Limited - NM	16,933.00	0.00
Milton Corporation Limited	0.00	18,388.64
Macquarie Group Limited Notes 6 - ED & NM	0.00	33,869.61
Micro-x Limited - NM	43,006.40	16,602.71
National Australia Bank Limited	35,790.30	24,870.30
National Australia Bank Limited Capital Notes 3 - NM	33,445.90	31,771.90
Telstra Corporation Limited.	20,003.20	16,651.60
Thorney Opportunities Ltd - NM	37,098.15	31,992.90
Thorney Opportunities Ltd - ED	38,313.50	33,041.00
Westpac Banking Corporation - NM	35,179.03	24,465.85
Westpac Banking Corporation Capital Notes 3 - NM	0.00	20,152.00
Woodside Petroleum Ltd - NM	14,880.70	14,505.50
	940,577.48	837,968.07

**Note 6: Units in Listed Unit Trusts (Australian)**

	<b>2021</b>	<b>2020</b>
	<b>\$</b>	<b>\$</b>
Etf's Battery Tech & Lithium Etf - NM	43,129.94	0.00
Etf's Battery Tech & Lithium Etf - ED	51,431.10	30,210.00
Betashares Cloud Computing Etf - NM	21,285.00	0.00
Betashares Climate Change Innovation Etf - NM	25,025.00	0.00
Betashares Global Sustainability Leaders Etf - NM	50,224.41	42,004.44
Betashares Global Cybersecurity Etf - NM	50,149.06	42,902.99
Intelligent Investor Ethical Share Fund (managed Fund) - ED	43,152.46	25,186.50
Magellan Infrastructure Fund (currency Hedged)(managed Fund) - NM	14,650.00	7,075.00
Etf's ROBO Global Robotics And Automation Etf - NM	25,459.51	19,801.50
Etf's ROBO Global Robotics And Automation Etf - ED	58,051.00	45,150.00
Switzer Dividend Growth Fund (managed Fund) - NM	29,845.20	41,323.00
Switzer Dividend Growth Fund (managed Fund) - ED	29,260.00	41,065.00
Etf's Morningstar Global Technology Etf - NM	30,502.40	26,067.20
Vanguard Australian Fixed Interest Index Etf - NM	100,128.60	104,583.60

Rosenbaum superannuation Fund

## Notes to the Financial Statements

For the year ended 30 June 2021

Vanguard Australian Fixed Interest Index Etf - ED	50,570.00	52,820.00
Vanguard Global Infrastructure Index Etf - NM	22,237.60	20,813.10
Vanguard Australian Government Bond Index Etf - NM	99,968.20	104,760.00
Vanguard Australian Government Bond Index Etf - ED	51,530.00	54,000.00
Vanguard Msci Index International Shares Etf - ED	62,998.00	49,965.50
Vanguard International Fixed Interest Index (hedged) Etf - ED	44,360.00	52,090.00
Wcm Quality Global Growth Fund (quoted Managed Fund) - NM	20,725.00	16,775.00
Wcm Quality Global Growth Fund (quoted Managed Fund) - ED	62,175.00	50,325.00
Wcm Global Growth Limited - NM	24,852.00	18,675.00
Etf S&p/asx 300 High Yield Plus Etf - ED	19,773.00	17,647.50
	1,031,482.48	863,240.33

### Note 7: Banks and Term Deposits

	2021 \$	2020 \$
<b>Banks</b>		
ANZ E-Trade — Narelle	4.18	4.18
ANZ E-trade - Narelle #4965	14,672.40	2,692.21
Australian Defence Credit Union - David #1426	9,991.68	35,850.53
Australian Defence Credit Union - Narelle #0962	129,421.86	194,358.87
Macquarie CMA - David	1.35	1.35
Macquarie CMA - Narelle #7823	221.54	221.54
Qudos Bank - Narelle #3188	200,387.67	268,355.07
USaver Account 373671667	0.01	0.01
	354,700.69	501,483.76

### Note 8: Liability for Accrued Benefits

	2021 \$	2020 \$
Liability for accrued benefits at beginning of year	2,183,190.36	0.00
Benefits accrued as a result of operations	164,755.27	(89,313.77)

Rosenbaum superannuation Fund

# Notes to the Financial Statements

For the year ended 30 June 2021

Current year member movements	0.00	2,272,504.13
Liability for accrued benefits at end of year	2,347,945.63	2,183,190.36

## Note 9: Vested Benefits

Vested benefits are benefits that are not conditional upon continued membership of the fund (or any factor other than resignation from the plan) and include benefits which members were entitled to receive had they terminated their fund membership as at the end of the reporting period.

	2021 \$	2020 \$
Vested Benefits	2,347,945.63	2,183,190.36

## Note 10: Guaranteed Benefits

No guarantees have been made in respect of any part of the liability for accrued benefits.

## Note 11: Dividends

	2021 \$	2020 \$
Australia And New Zealand Banking Group Conv. Pref G - NM	1,787.66	2,336.01
Australia And New Zealand Banking Group Limited - ED	0.00	449.22
Australia And New Zealand Banking Group Limited - NM	796.20	2,123.20
Australia And New Zealand Banking Group Limited Conv Pref F - ED	0.00	431.93
Australia And New Zealand Banking Group Limited capital Notes 5 - NM	269.45	1,008.67
Australian Foundation Investment Company Limited	0.00	233.24
CSL Limited	1,569.29	1,579.94
CommBank PERLS VIII Capital Notes - NM	1,639.16	1,922.80
CommBank PERLS XII Capital Notes - NM	643.05	465.84
Commonwealth Bank Of Australia - NM	1,902.16	2,874.77
Contango Income Generator Limited - ED	0.00	1,494.10
Ellerston Asian Investments Limited - NM	1,870.00	1,122.00
Flagship Investments Limited - ED	0.00	293.25
Ive Group Limited - NM	217.00	431.20
MFF Capital Investments Limited - NM	595.50	2,431.63
Macquarie Group Limited Notes 6 - ED & NM	1,560.72	2,183.09
Milton Corporation Limited	382.16	872.22
Mirrabooka Investments Limited - ED	1,779.51	2,219.02
Mirrabooka Investments Limited - NM	849.51	0.00
Monash Absolute Investment Company Limited	0.00	285.00

**Rosenbaum superannuation Fund****Notes to the Financial Statements**

For the year ended 30 June 2021

---

National Australia Bank Limited	729.60	1,771.22
National Australia Bank Limited Cap Notes - ED	0.00	730.76
National Australia Bank Limited Capital Notes 3 - NM	881.02	1,077.50
QBE Insurance Group Limited(Sharon)	0.00	2,396.50
Suncorp Group Limited	0.00	184.92
Telstra Corporation Limited.	851.20	851.20
Thorney Opportunities Ltd - ED	1,455.21	1,688.16
Thorney Opportunities Ltd - NM	1,409.05	0.00
Wcm Global Growth Limited - NM	600.00	0.00
Westpac Banking Corporation - NM	1,213.07	1,090.40
Westpac Banking Corporation Capital Notes 3 - NM	426.04	683.80
Westpac Banking Corporation Conv Pref G	0.00	2,047.79
Woodside Petroleum Ltd - NM	345.35	572.75
	<hr/>	<hr/>
	23,771.91	37,852.13
	<hr/>	<hr/>

Rosenbaum superannuation Fund

# Notes to the Financial Statements

For the year ended 30 June 2021

## Note 12: Trust Distributions

	2021 \$	2020 \$
Efts S&p/asx 300 High Yield Plus Etf - ED	793.51	523.51
Efts ROBO Global Robotics And Automation Etf - ED	5,468.22	514.39
Vanguard Global Infrastructure Index Etf - NM	555.20	310.94
Switzer Dividend Growth Fund (managed Fund) - NM	840.86	0.00
Magellan Infrastructure Fund (currency Hedged)(managed Fund) - NM	446.25	292.50
Vanguard Australian Fixed Interest Index Etf - NM	2,727.42	0.00
Vanguard Australian Government Bond Index Etf - NM	2,392.95	0.00
Intelligent Investor Ethical Share Fund (managed Fund) - ED	874.66	139.23
Betashares Cloud Computing Etf - NM	94.01	0.00
Betashares Climate Change Innovation Etf - NM	17.46	0.00
Wcm Quality Global Growth Fund (quoted Managed Fund) - ED	1,730.45	2,135.89
Switzer Higher Yield Fund - ED	446.87	0.00
Vanguard Msci Index International Shares Etf - ED	1,220.03	857.91
Efts Battery Tech & Lithium Etf - NM	3,018.11	0.00
Betashares Global Sustainability Leaders Etf - NM	2,658.52	4,334.03
Efts ROBO Global Robotics And Automation Etf - NM	2,398.21	0.00
Vanguard International Fixed Interest Index (hedged) Etf - ED	5,571.28	1,323.65
Switzer Dividend Growth Fund (managed Fund) - ED	830.68	3,436.53
Vanguard Australian Fixed Interest Index Etf - ED	1,377.49	3,367.39
Vanguard Australian Government Bond Index Etf - ED	1,233.49	3,136.31
Efts Morningstar Global Technology Etf - NM	4,625.54	2,247.62
Wcm Quality Global Growth Fund (quoted Managed Fund) - NM	576.81	0.00
Switzer Higher Yield Fund - NM	893.74	0.00
Efts Battery Tech & Lithium Etf - ED	3,599.00	451.34
Betashares Global Cybersecurity Etf - NM	1,536.84	4,769.01
Wcm Global Growth Limited - NM	0.00	900.00
Vanguard Ftse Emerging Markets Shares Etf	0.00	349.30
Intelligent Investor Aus Equity Income Fund (managed Fund)	0.00	308.07
	45,927.60	29,397.62

## Note 13: Changes in Market Values

### Unrealised Movements in Market Value

2021

2020

Rosenbaum superannuation Fund

# Notes to the Financial Statements

For the year ended 30 June 2021

	\$	\$
<b>Derivatives (Options, Hybrids, Future Contracts)</b>		
Mff Capital Investments Limited - NM	10.05	0.00
Wcm Global Growth Limited - NM	810.72	0.00
	820.77	0.00
<b>Managed Investments (Australian)</b>		
Switzer Higher Yield Fund - ED	(339.15)	0.00
Switzer Higher Yield Fund - NM	(678.30)	0.00
	(1,017.45)	0.00
<b>Other Revaluations</b>		
Other Revaluations	0.00	(39,392.51)
	0.00	(39,392.51)
<b>Shares in Listed Companies (Australian)</b>		
Australia And New Zealand Banking Group Conv. Pref G - NM	1,721.60	0.00
Australia And New Zealand Banking Group Limited - NM	12,619.77	0.00
Australia And New Zealand Banking Group Limited capital Notes 5 - NM	310.55	0.00
CSL Limited	(730.65)	0.00
CommBank PERLS VIII Capital Notes - NM	(779.19)	0.00
CommBank PERLS XII Capital Notes - NM	1,791.00	0.00
Commonwealth Bank Of Australia - NM	23,355.15	0.00
Contango Income Generator Limited - ED	(1,567.50)	0.00
Contango Income Generator Limited - NM	160.10	0.00
Ellerston Asian Investments Limited - NM	8,976.00	0.00
Ive Group Limited - NM	2,030.50	0.00
Kingsgate Consolidated Limited - NM	15,422.00	0.00
MFF Capital Investments Limited - NM	5,164.80	0.00
Macquarie Group Limited Notes 6 - ED & NM	848.83	0.00
Micro-x Limited - NM	22,523.61	0.00
Milton Corporation Limited	1,582.52	0.00
Mirrabooka Investments Limited - ED	19,272.68	0.00
Mirrabooka Investments Limited - ED	1,933.00	0.00
Mirrabooka Investments Limited - NM	8,091.48	0.00



Rosenbaum superannuation Fund

# Notes to the Financial Statements

For the year ended 30 June 2021

Mirrabooka Investments Limited - NM	1,933.00	0.00
National Australia Bank Limited	10,920.00	0.00
National Australia Bank Limited Capital Notes 3 - NM	1,674.00	0.00
Telstra Corporation Limited.	3,351.60	0.00
Thorney Opportunities Ltd - ED	5,272.50	0.00
Thorney Opportunities Ltd - NM	5,105.25	0.00
Westpac Banking Corporation - NM	10,713.18	0.00
Westpac Banking Corporation Capital Notes 3 - NM	460.65	0.00
Woodside Petroleum Ltd - NM	375.20	0.00
	162,531.63	0.00
<b>Units in Listed Unit Trusts (Australian)</b>		
Betashares Climate Change Innovation Etf - NM	2,710.10	0.00
Betashares Cloud Computing Etf - NM	2,883.85	0.00
Betashares Global Cybersecurity Etf - NM	7,246.07	0.00
Betashares Global Sustainability Leaders Etf - NM	8,219.97	0.00
Etf's Battery Tech & Lithium Etf - ED	21,221.10	0.00
Etf's Battery Tech & Lithium Etf - NM	711.58	0.00
Etf's Morningstar Global Technology Etf - NM	4,435.20	0.00
Etf's ROBO Global Robotics And Automation Etf - ED	12,901.00	0.00
Etf's ROBO Global Robotics And Automation Etf - NM	5,658.01	0.00
Etf's S&p/asx 300 High Yield Plus Etf - ED	2,125.50	0.00
Intelligent Investor Ethical Share Fund (managed Fund) - ED	7,965.96	0.00
Magellan Infrastructure Fund (currency Hedged)(managed Fund) - NM	925.05	0.00
Switzer Dividend Growth Fund (managed Fund) - ED	8,943.53	0.00
Switzer Dividend Growth Fund (managed Fund) - NM	8,118.37	0.00
Vanguard Australian Fixed Interest Index Etf - ED	(2,250.00)	0.00
Vanguard Australian Fixed Interest Index Etf - NM	(4,455.00)	0.00
Vanguard Australian Government Bond Index Etf - ED	(2,470.00)	0.00
Vanguard Australian Government Bond Index Etf -	(4,791.80)	0.00

Rosenbaum superannuation Fund

# Notes to the Financial Statements

For the year ended 30 June 2021

NM		
Vanguard Global Infrastructure Index Etf - NM	1,424.50	0.00
Vanguard International Fixed Interest Index (hedged) Etf - ED	(7,730.00)	0.00
Vanguard Msci Index International Shares Etf - ED	13,032.50	0.00
Wcm Global Growth Limited - NM	9,917.00	0.00
Wcm Quality Global Growth Fund (quoted Managed Fund) - ED	11,850.00	0.00
Wcm Quality Global Growth Fund (quoted Managed Fund) - NM	3,950.00	0.00
	112,542.49	0.00
<b>Total Unrealised Movement</b>	274,877.44	(39,392.51)
<b>Realised Movements in Market Value</b>		
	<b>2021</b>	<b>2020</b>
	<b>\$</b>	<b>\$</b>
<b>Derivatives (Options, Hybrids, Future Contracts)</b>		
Mff Capital Investments Limited - NM	525.93	0.00
	525.93	0.00
<b>Shares in Listed Companies (Australian)</b>		
Australia And New Zealand Banking Group Limited capital Notes 5 - NM	228.81	0.00
MFF Capital Investments Limited - NM	(3,477.55)	0.00
Macquarie Group Limited Notes 6 - ED & NM	(1,918.44)	0.00
Milton Corporation Limited	2,101.00	0.00
Mirrbooka Investments Limited - ED	2,391.72	0.00
Mirrbooka Investments Limited - NM	1,732.37	0.00
Westpac Banking Corporation Capital Notes 3 - NM	(612.65)	0.00
	445.27	0.00
<b>Units in Listed Unit Trusts (Australian)</b>		
Switzer Dividend Growth Fund (managed Fund) - ED	(803.55)	0.00
Switzer Dividend Growth Fund (managed Fund) - NM	381.83	0.00
Wcm Global Growth Limited - NM	(4,040.00)	0.00
	(4,461.72)	0.00

Rosenbaum superannuation Fund

# Notes to the Financial Statements

For the year ended 30 June 2021

<b>Total Realised Movement</b>	(3,490.53)	0.00
--------------------------------	------------	------

<b>Changes in Market Values</b>	271,386.91	(39,392.51)
---------------------------------	------------	-------------

**Note 14: Income Tax Expense**

	<b>2021</b>	<b>2020</b>
	<b>\$</b>	<b>\$</b>
The components of tax expense comprise		
Current Tax	(8,085.28)	0.00
Deferred Tax Liability/Asset	0.00	48,468.27
Income Tax Expense	(8,085.28)	48,468.27

The prima facie tax on benefits accrued before income tax is reconciled to the income tax as follows:

Prima facie tax payable on benefits accrued before income tax at 15%	23,500.50	0.00
--	-----------	------

Less:

Tax effect of:

Increase in MV of Investments	41,231.62	0.00
Exempt Pension Income	8,515.35	0.00
Realised Accounting Capital Gains	(523.58)	0.00
Accounting Trust Distributions	6,889.14	0.00

Add:

Tax effect of:

Pension Payments	30,150.00	0.00
Franking Credits	1,514.45	0.00
Foreign Credits	70.53	0.00
Taxable Trust Distributions	2,438.10	0.00
Distributed Foreign Income	450.45	0.00
Rounding	(0.45)	0.00

Income Tax on Taxable Income or Loss	2,011.05	0.00
--------------------------------------	----------	------

Less credits:

Franking Credits	10,096.33	0.00
------------------	-----------	------

# Notes to the Financial Statements

For the year ended 30 June 2021

---

Current Tax or Refund	(8,085.28)	0.00
-----------------------	------------	------

---

# Rosenbaum superannuation Fund

## Investment Summary Report

As at 30 June 2021

Investment	Units	Market Price	Market Value	Average Cost	Accounting Cost	Unrealised Gain/(Loss)	Gain/(Loss)%	Portfolio Weight%
<b>Cash/Bank Accounts</b>								
ANZ E-trade - Narelle #4965		14,672.400000	14,672.40	14,672.40	14,672.40			0.62 %
ANZ E-Trade — Narelle		4.180000	4.18	4.18	4.18			0.00 %
Australian Defence Credit Union - David #1426		9,991.680000	9,991.68	9,991.68	9,991.68			0.42 %
Australian Defence Credit Union - Narelle #0962		129,421.860000	129,421.86	129,421.86	129,421.86			5.49 %
Macquarie CMA - David		1.350000	1.35	1.35	1.35			0.00 %
Macquarie CMA - Narelle #7823		221.540000	221.54	221.54	221.54			0.01 %
Qudos Bank - Narelle #3188		200,387.670000	200,387.67	200,387.67	200,387.67			8.50 %
USaver Account 373671667		0.010000	0.01	0.01	0.01			0.00 %
			<b>354,700.69</b>		<b>354,700.69</b>		<b>0.00 %</b>	<b>15.05 %</b>
<b>Derivatives (Options, Hybrids, Future Contracts)</b>								
MFFOA.AX Mff Capital Investments Limited - NM	2,000.00	0.275000	550.00	0.27	539.95	10.05	1.86 %	0.02 %
WQGOA.AX Wcm Global Growth Limited - NM	5,067.00	0.160000	810.72	0.00	0.00	810.72	0.00 %	0.03 %
			<b>1,360.72</b>		<b>539.95</b>	<b>820.77</b>	<b>152.01 %</b>	<b>0.06 %</b>
<b>Fixed Interest Securities (Australian) - Unitised</b>								
BNBG Babcock & Brown Notes - NM	150.00	0.010000	1.50	97.10	14,565.00	(14,563.50)	(99.99) %	0.00 %
			<b>1.50</b>		<b>14,565.00</b>	<b>(14,563.50)</b>	<b>(99.99) %</b>	<b>0.00 %</b>
<b>Managed Investments (Australian)</b>								
ROSEN01 Listed Equities and Managed Funds - David	1.00	0.000000	0.00	364,852.61	364,852.61	(364,852.61)	(100.00) %	0.00 %
ROSEN02 Listed Equities and Managed Funds - Narelle	1.00	0.000000	0.00	790,023.73	790,023.73	(790,023.73)	(100.00) %	0.00 %
SWI0001AU Switzer Higher Yield Fund - ED	302.00	31.945800	9,647.63	33.07	9,986.78	(339.15)	(3.40) %	0.41 %
SWI0001AU Switzer Higher Yield Fund - NM	604.00	31.945800	19,295.26	33.07	19,973.56	(678.30)	(3.40) %	0.82 %
			<b>28,942.89</b>		<b>1,184,836.68</b>	<b>(1,155,893.79)</b>	<b>(97.56) %</b>	<b>1.23 %</b>
<b>Shares in Listed Companies (Australian)</b>								

# Rosenbaum superannuation Fund

## Investment Summary Report

As at 30 June 2021

Investment	Units	Market Price	Market Value	Average Cost	Accounting Cost	Unrealised Gain/(Loss)	Gain/(Loss)%	Portfolio Weight%	
ANZPG.AX	Australia And New Zealand Banking Group Conv. Pref G - NM	538.00	106.950000	57,539.10	104.44	56,188.37	1,350.73	2.40 %	2.44 %
ANZ.AX	Australia And New Zealand Banking Group Limited - NM	1,327.00	28.150000	37,355.05	14.92	19,793.78	17,561.27	88.72 %	1.58 %
ANZPH.AX	Australia And New Zealand Banking Group Limited capital Notes 5 - NM	100.00	106.420000	10,642.00	100.64	10,063.81	578.19	5.75 %	0.45 %
CBAPE.AX	CommBank PERLS VIII Capital Notes - NM	445.00	101.449000	45,144.81	103.16	45,905.90	(761.09)	(1.66) %	1.92 %
CBAPI.AX	CommBank PERLS XII Capital Notes - NM	300.00	102.320000	30,696.00	100.00	30,000.00	696.00	2.32 %	1.30 %
CBA.AX	Commonwealth Bank Of Australia - NM	767.00	99.870000	76,600.29	41.79	32,050.45	44,549.84	139.00 %	3.25 %
CIE.AX	Contango Income Generator Limited - ED	52,250.00	0.620000	32,395.00	0.83	43,589.71	(11,194.71)	(25.68) %	1.37 %
CIE.AX	Contango Income Generator Limited - NM	25,000.00	0.620000	15,500.00	0.61	15,339.90	160.10	1.04 %	0.66 %
CSL.AX	CSL Limited	575.00	285.190000	163,984.25	105.66	60,757.30	103,226.95	169.90 %	6.96 %
EAI.AX	Ellerston Asian Investments Limited - NM	37,400.00	1.200000	44,880.00	1.10	41,158.65	3,721.35	9.04 %	1.90 %
IGL.AX	Ive Group Limited - NM	3,100.00	1.455000	4,510.50	2.12	6,579.04	(2,068.54)	(31.44) %	0.19 %
KCN.AX	Kingsgate Consolidated Limited - NM	35,050.00	0.840000	29,442.00	0.73	25,528.54	3,913.46	15.33 %	1.25 %
MFF.AX	MFF Capital Investments Limited - NM	9,925.00	2.880000	28,584.00	1.75	17,387.75	11,196.25	64.39 %	1.21 %
MX1.AX	Micro-x Limited - NM	134,395.00	0.320000	43,006.40	0.22	29,037.35	13,969.05	48.11 %	1.82 %
MIR.AX	Mirrabooka Investments Limited - ED	14,845.00	3.570000	52,996.65	2.62	38,941.09	14,055.56	36.09 %	2.25 %
MIRNA.AX	Mirrabooka Investments Limited - ED	4,838.00	3.500000	16,933.00	3.10	15,000.00	1,933.00	12.89 %	0.72 %
MIR.AX	Mirrabooka Investments Limited - NM	5,245.00	3.570000	18,724.65	2.65	13,886.32	4,838.33	34.84 %	0.79 %
MIRNA.AX	Mirrabooka Investments Limited - NM	4,838.00	3.500000	16,933.00	3.10	15,000.00	1,933.00	12.89 %	0.72 %
NAB.AX	National Australia Bank Limited	1,365.00	26.220000	35,790.30	19.38	26,450.04	9,340.26	35.31 %	1.52 %
NABPF.AX	National Australia Bank Limited Capital Notes 3 - NM	310.00	107.890000	33,445.90	100.00	31,000.00	2,445.90	7.89 %	1.42 %
TLS.AX	Telstra Corporation Limited.	5,320.00	3.760000	20,003.20	4.76	25,305.15	(5,301.95)	(20.95) %	0.85 %

# Rosenbaum superannuation Fund

## Investment Summary Report

As at 30 June 2021

Investment	Units	Market Price	Market Value	Average Cost	Accounting Cost	Unrealised Gain/(Loss)	Gain/(Loss)%	Portfolio Weight%	
TOP.AX	Thorney Opportunities Ltd - ED	70,300.00	0.545000	38,313.50	0.65	45,601.22	(7,287.72)	(15.98) %	1.63 %
TOP.AX	Thorney Opportunities Ltd - NM	68,070.00	0.545000	37,098.15	0.59	40,361.85	(3,263.70)	(8.09) %	1.57 %
WBC.AX	Westpac Banking Corporation - NM	1,363.00	25.810000	35,179.03	19.64	26,771.75	8,407.28	31.40 %	1.49 %
WPL.AX	Woodside Petroleum Ltd - NM	670.00	22.210000	14,880.70	25.30	16,952.00	(2,071.30)	(12.22) %	0.63 %
			<b>940,577.48</b>			<b>728,649.97</b>	<b>211,927.51</b>	<b>29.08 %</b>	<b>39.90 %</b>
<b>Units in Listed Unit Trusts (Australian)</b>									
ERTH.AX	Betashares Climate Change Innovation Etf - NM	1,750.00	14.300000	25,025.00	12.75	22,314.90	2,710.10	12.14 %	1.06 %
CLDD.AX	Betashares Cloud Computing Etf - NM	1,375.00	15.480000	21,285.00	13.38	18,401.15	2,883.85	15.67 %	0.90 %
HACK.AX	Betashares Global Cybersecurity Etf - NM	5,213.00	9.620000	50,149.06	5.71	29,763.77	20,385.29	68.49 %	2.13 %
ETHI.AX	Betashares Global Sustainability Leaders Etf - NM	3,933.00	12.770000	50,224.41	6.89	27,081.14	23,143.27	85.46 %	2.13 %
ACDC.AX	Etf Battery Tech & Lithium Etf - ED	570.00	90.230000	51,431.10	50.45	28,755.87	22,675.23	78.85 %	2.18 %
ACDC.AX	Etf Battery Tech & Lithium Etf - NM	478.00	90.230000	43,129.94	88.74	42,418.36	711.58	1.68 %	1.83 %
TECH.AX	Etf Morningstar Global Technology Etf - NM	320.00	95.320000	30,502.40	75.34	24,110.28	6,392.12	26.51 %	1.29 %
ROBO.AX	Etf ROBO Global Robotics And Automation Etf - ED	700.00	82.930000	58,051.00	62.93	44,050.03	14,000.97	31.78 %	2.46 %
ROBO.AX	Etf ROBO Global Robotics And Automation Etf - NM	307.00	82.930000	25,459.51	58.24	17,880.65	7,578.86	42.39 %	1.08 %
ZYAU.AX	Etf S&p/asx 300 High Yield Plus Etf - ED	1,950.00	10.140000	19,773.00	11.56	22,532.69	(2,759.69)	(12.25) %	0.84 %
INES.AX	Intelligent Investor Ethical Share Fund (managed Fund) - ED	12,767.00	3.380000	43,152.46	2.76	35,245.61	7,906.85	22.43 %	1.83 %
MICH.AX	Magellan Infrastructure Fund (currency Hedged)(managed Fund) - NM	5,000.00	2.930000	14,650.00	2.95	14,744.90	(94.90)	(0.64) %	0.62 %
SWTZ.AX	Switzer Dividend Growth Fund (managed Fund) - ED	11,000.00	2.660000	29,260.00	2.56	28,177.02	1,082.98	3.84 %	1.24 %
SWTZ.AX	Switzer Dividend Growth Fund (managed Fund) - NM	11,220.00	2.660000	29,845.20	2.45	27,483.64	2,361.56	8.59 %	1.27 %
VAF.AX	Vanguard Australian Fixed Interest Index Etf - ED	1,000.00	50.570000	50,570.00	52.81	52,813.21	(2,243.21)	(4.25) %	2.15 %

Rosenbaum superannuation Fund  
**Investment Summary Report**

As at 30 June 2021

Investment	Units	Market Price	Market Value	Average Cost	Accounting Cost	Unrealised Gain/(Loss)	Gain/(Loss)%	Portfolio Weight%	
VAF.AX	Vanguard Australian Fixed Interest Index Etf - NM	1,980.00	50.570000	100,128.60	50.32	99,636.25	492.35	0.49 %	4.25 %
VGB.AX	Vanguard Australian Government Bond Index Etf - ED	1,000.00	51.530000	51,530.00	54.03	54,026.96	(2,496.96)	(4.62) %	2.19 %
VGB.AX	Vanguard Australian Government Bond Index Etf - NM	1,940.00	51.530000	99,968.20	53.23	103,263.51	(3,295.31)	(3.19) %	4.24 %
VBLD.AX	Vanguard Global Infrastructure Index Etf - NM	385.00	57.760000	22,237.60	59.81	23,027.15	(789.55)	(3.43) %	0.94 %
VIF.AX	Vanguard International Fixed Interest Index (hedged) Etf - ED	1,000.00	44.360000	44,360.00	52.18	52,180.77	(7,820.77)	(14.99) %	1.88 %
VGS.AX	Vanguard Msci Index International Shares Etf - ED	650.00	96.920000	62,998.00	77.96	50,670.84	12,327.16	24.33 %	2.67 %
WQG.AX	Wcm Global Growth Limited - NM	15,200.00	1.635000	24,852.00	0.78	11,840.85	13,011.15	109.88 %	1.05 %
WCMQ.AX	Wcm Quality Global Growth Fund (quoted Managed Fund) - ED	7,500.00	8.290000	62,175.00	6.68	50,104.84	12,070.16	24.09 %	2.64 %
WCMQ.AX	Wcm Quality Global Growth Fund (quoted Managed Fund) - NM	2,500.00	8.290000	20,725.00	6.13	15,319.95	5,405.05	35.28 %	0.88 %
			<b>1,031,482.48</b>		<b>895,844.34</b>	<b>135,638.14</b>	<b>15.14 %</b>	<b>43.76 %</b>	
			<b>2,357,065.76</b>		<b>3,179,136.63</b>	<b>(822,070.87)</b>	<b>(25.86) %</b>	<b>100.00 %</b>	



# Rosenbaum superannuation Fund

## Market Movement Report

As at 30 June 2021

Investment	Date	Description	Unrealised				Realised			Total
			Units	Accounting Cost Movement	Market Movement	Depreciation	Balance	Consideration	Accounting Cost Base	
ACDC 2.AX - Efts Battery Tech & Lithium Etf - NM										
	15/12/2020	Purchase	100.00	7,989.95	0.00	0.00	7,989.95	0.00	0.00	0.00
	14/01/2021	Purchase	120.00	10,714.35	0.00	0.00	18,704.30	0.00	0.00	0.00
	09/02/2021	Purchase	78.00	7,015.31	0.00	0.00	25,719.61	0.00	0.00	0.00
	22/02/2021	Purchase	180.00	16,698.75	0.00	0.00	42,418.36	0.00	0.00	0.00
	30/06/2021	Revaluation	0.00	0.00	711.58	0.00	43,129.94	0.00	0.00	0.00
	<b>30/06/2021</b>		<b>478.00</b>	<b>42,418.36</b>	<b>711.58</b>	<b>0.00</b>	<b>43,129.94</b>	<b>0.00</b>	<b>0.00</b>	<b>0.00</b>
ACDC.AX - Efts Battery Tech & Lithium Etf - ED										
	01/07/2020	Opening Balance	570.00	0.00	0.00	0.00	30,210.00	0.00	0.00	0.00
	30/06/2021	Revaluation	0.00	0.00	21,221.10	0.00	51,431.10	0.00	0.00	0.00
	<b>30/06/2021</b>		<b>570.00</b>	<b>0.00</b>	<b>21,221.10</b>	<b>0.00</b>	<b>51,431.10</b>	<b>0.00</b>	<b>0.00</b>	<b>0.00</b>
ANZ.AX - Australia And New Zealand Banking Group Limited - NM										
	01/07/2020	Opening Balance	1,327.00	0.00	0.00	0.00	24,735.28	0.00	0.00	0.00
	30/06/2021	Revaluation	0.00	0.00	12,619.77	0.00	37,355.05	0.00	0.00	0.00
	<b>30/06/2021</b>		<b>1,327.00</b>	<b>0.00</b>	<b>12,619.77</b>	<b>0.00</b>	<b>37,355.05</b>	<b>0.00</b>	<b>0.00</b>	<b>0.00</b>
ANZPG.AX - Australia And New Zealand Banking Group Conv. Pref G - NM										
	01/07/2020	Opening Balance	538.00	0.00	0.00	0.00	55,817.50	0.00	0.00	0.00
	30/06/2021	Revaluation	0.00	0.00	1,721.60	0.00	57,539.10	0.00	0.00	0.00
	<b>30/06/2021</b>		<b>538.00</b>	<b>0.00</b>	<b>1,721.60</b>	<b>0.00</b>	<b>57,539.10</b>	<b>0.00</b>	<b>0.00</b>	<b>0.00</b>
ANZPH.AX - Australia And New Zealand Banking Group Limited capital Notes 5 - NM										
	01/07/2020	Opening Balance	290.00	0.00	0.00	0.00	29,452.69	0.00	0.00	0.00
	08/07/2020	Disposal	(108.00)	(10,868.92)	0.00	0.00	18,583.77	10,986.05	10,868.92	117.13
	08/07/2020	Writeback	0.00	0.00	(99.67)	0.00	18,484.10	0.00	0.00	0.00
	09/07/2020	Disposal	(82.00)	(8,252.32)	0.00	0.00	10,231.78	8,364.00	8,252.32	111.68
	09/07/2020	Writeback	0.00	0.00	(75.68)	0.00	10,156.10	0.00	0.00	0.00
	30/06/2021	Revaluation	0.00	0.00	485.90	0.00	10,642.00	0.00	0.00	0.00
	<b>30/06/2021</b>		<b>100.00</b>	<b>(19,121.24)</b>	<b>310.55</b>	<b>0.00</b>	<b>10,642.00</b>	<b>19,350.05</b>	<b>19,121.24</b>	<b>228.81</b>
BNBG - Babcock & Brown Notes - NM										
	01/07/2020	Opening Balance	150.00	0.00	0.00	0.00	1.50	0.00	0.00	0.00
	<b>30/06/2021</b>		<b>150.00</b>	<b>0.00</b>	<b>0.00</b>	<b>0.00</b>	<b>1.50</b>	<b>0.00</b>	<b>0.00</b>	<b>0.00</b>

# Rosenbaum superannuation Fund

## Market Movement Report

As at 30 June 2021

Investment	Date	Description	Unrealised				Realised			Total
			Units	Accounting Cost Movement	Market Movement	Depreciation	Balance	Consideration	Accounting Cost Base	
CBA.AX - Commonwealth Bank Of Australia - NM										
	01/07/2020	Opening Balance	767.00	0.00	0.00	0.00	53,245.14	0.00	0.00	0.00
	30/06/2021	Revaluation	0.00	0.00	23,355.15	0.00	76,600.29	0.00	0.00	0.00
	<b>30/06/2021</b>		<b>767.00</b>	<b>0.00</b>	<b>23,355.15</b>	<b>0.00</b>	<b>76,600.29</b>	<b>0.00</b>	<b>0.00</b>	<b>0.00</b>
CBAPE.AX - CommBank PERLS VIII Capital Notes - NM										
	01/07/2020	Opening Balance	445.00	0.00	0.00	0.00	45,924.00	0.00	0.00	0.00
	30/06/2021	Revaluation	0.00	0.00	(779.19)	0.00	45,144.81	0.00	0.00	0.00
	<b>30/06/2021</b>		<b>445.00</b>	<b>0.00</b>	<b>(779.19)</b>	<b>0.00</b>	<b>45,144.81</b>	<b>0.00</b>	<b>0.00</b>	<b>0.00</b>
CBAPI.AX - CommBank PERLS XII Capital Notes - NM										
	01/07/2020	Opening Balance	300.00	0.00	0.00	0.00	28,905.00	0.00	0.00	0.00
	30/06/2021	Revaluation	0.00	0.00	1,791.00	0.00	30,696.00	0.00	0.00	0.00
	<b>30/06/2021</b>		<b>300.00</b>	<b>0.00</b>	<b>1,791.00</b>	<b>0.00</b>	<b>30,696.00</b>	<b>0.00</b>	<b>0.00</b>	<b>0.00</b>
CIE 2.AX - Contango Income Generator Limited - NM										
	22/01/2021	Purchase	10,000.00	6,319.95	0.00	0.00	6,319.95	0.00	0.00	0.00
	08/04/2021	Purchase	10,000.00	6,019.95	0.00	0.00	12,339.90	0.00	0.00	0.00
	22/04/2021	Purchase	5,000.00	3,000.00	0.00	0.00	15,339.90	0.00	0.00	0.00
	30/06/2021	Revaluation	0.00	0.00	160.10	0.00	15,500.00	0.00	0.00	0.00
	<b>30/06/2021</b>		<b>25,000.00</b>	<b>15,339.90</b>	<b>160.10</b>	<b>0.00</b>	<b>15,500.00</b>	<b>0.00</b>	<b>0.00</b>	<b>0.00</b>
CIE.AX - Contango Income Generator Limited - ED										
	01/07/2020	Opening Balance	52,250.00	0.00	0.00	0.00	33,962.50	0.00	0.00	0.00
	30/06/2021	Revaluation	0.00	0.00	(1,567.50)	0.00	32,395.00	0.00	0.00	0.00
	<b>30/06/2021</b>		<b>52,250.00</b>	<b>0.00</b>	<b>(1,567.50)</b>	<b>0.00</b>	<b>32,395.00</b>	<b>0.00</b>	<b>0.00</b>	<b>0.00</b>
CLDD.AX - Betashares Cloud Computing Etf - NM										
	29/03/2021	Purchase	1,000.00	13,569.95	0.00	0.00	13,569.95	0.00	0.00	0.00
	13/05/2021	Purchase	375.00	4,831.20	0.00	0.00	18,401.15	0.00	0.00	0.00
	30/06/2021	Revaluation	0.00	0.00	2,883.85	0.00	21,285.00	0.00	0.00	0.00
	<b>30/06/2021</b>		<b>1,375.00</b>	<b>18,401.15</b>	<b>2,883.85</b>	<b>0.00</b>	<b>21,285.00</b>	<b>0.00</b>	<b>0.00</b>	<b>0.00</b>
CSL.AX - CSL Limited										
	01/07/2020	Opening Balance	540.00	0.00	0.00	0.00	154,980.00	0.00	0.00	0.00
	05/01/2021	Purchase	20.00	5,739.95	0.00	0.00	160,719.95	0.00	0.00	0.00
	01/02/2021	Purchase	15.00	3,994.95	0.00	0.00	164,714.90	0.00	0.00	0.00
	30/06/2021	Revaluation	0.00	0.00	(730.65)	0.00	163,984.25	0.00	0.00	0.00
	<b>30/06/2021</b>		<b>575.00</b>	<b>9,734.90</b>	<b>(730.65)</b>	<b>0.00</b>	<b>163,984.25</b>	<b>0.00</b>	<b>0.00</b>	<b>0.00</b>

# Rosenbaum superannuation Fund

## Market Movement Report

As at 30 June 2021

Investment	Date	Description	Unrealised				Realised			Total
			Units	Accounting Cost Movement	Market Movement	Depreciation	Balance	Consideration	Accounting Cost Base	
EAI.AX - Ellerston Asian Investments Limited - NM										
	01/07/2020	Opening Balance	37,400.00	0.00	0.00	0.00	35,904.00	0.00	0.00	0.00
	30/06/2021	Revaluation	0.00	0.00	8,976.00	0.00	44,880.00	0.00	0.00	0.00
	<b>30/06/2021</b>		<b>37,400.00</b>	<b>0.00</b>	<b>8,976.00</b>	<b>0.00</b>	<b>44,880.00</b>	<b>0.00</b>	<b>0.00</b>	<b>0.00</b>
ERTH.AX - Betashares Climate Change Innovation Etf - NM										
	29/03/2021	Purchase	1,000.00	12,539.95	0.00	0.00	12,539.95	0.00	0.00	0.00
	08/04/2021	Purchase	750.00	9,774.95	0.00	0.00	22,314.90	0.00	0.00	0.00
	30/06/2021	Revaluation	0.00	0.00	2,710.10	0.00	25,025.00	0.00	0.00	0.00
	<b>30/06/2021</b>		<b>1,750.00</b>	<b>22,314.90</b>	<b>2,710.10</b>	<b>0.00</b>	<b>25,025.00</b>	<b>0.00</b>	<b>0.00</b>	<b>0.00</b>
ETHI.AX - Betashares Global Sustainability Leaders Etf - NM										
	01/07/2020	Opening Balance	3,933.00	0.00	0.00	0.00	42,004.44	0.00	0.00	0.00
	30/06/2021	Revaluation	0.00	0.00	8,219.97	0.00	50,224.41	0.00	0.00	0.00
	<b>30/06/2021</b>		<b>3,933.00</b>	<b>0.00</b>	<b>8,219.97</b>	<b>0.00</b>	<b>50,224.41</b>	<b>0.00</b>	<b>0.00</b>	<b>0.00</b>
HACK.AX - Betashares Global Cybersecurity Etf - NM										
	01/07/2020	Opening Balance	5,213.00	0.00	0.00	0.00	42,902.99	0.00	0.00	0.00
	30/06/2021	Revaluation	0.00	0.00	7,246.07	0.00	50,149.06	0.00	0.00	0.00
	<b>30/06/2021</b>		<b>5,213.00</b>	<b>0.00</b>	<b>7,246.07</b>	<b>0.00</b>	<b>50,149.06</b>	<b>0.00</b>	<b>0.00</b>	<b>0.00</b>
IGL.AX - Ive Group Limited - NM										
	01/07/2020	Opening Balance	3,100.00	0.00	0.00	0.00	2,480.00	0.00	0.00	0.00
	30/06/2021	Revaluation	0.00	0.00	2,030.50	0.00	4,510.50	0.00	0.00	0.00
	<b>30/06/2021</b>		<b>3,100.00</b>	<b>0.00</b>	<b>2,030.50</b>	<b>0.00</b>	<b>4,510.50</b>	<b>0.00</b>	<b>0.00</b>	<b>0.00</b>
INES.AX1 - Intelligent Investor Ethical Share Fund (managed Fund) - ED										
	01/07/2020	Opening Balance	9,650.00	0.00	0.00	0.00	25,186.50	0.00	0.00	0.00
	24/02/2021	Purchase	3,117.00	10,000.00	0.00	0.00	35,186.50	0.00	0.00	0.00
	30/06/2021	Revaluation	0.00	0.00	7,965.96	0.00	43,152.46	0.00	0.00	0.00
	<b>30/06/2021</b>		<b>12,767.00</b>	<b>10,000.00</b>	<b>7,965.96</b>	<b>0.00</b>	<b>43,152.46</b>	<b>0.00</b>	<b>0.00</b>	<b>0.00</b>
KCN.AX - Kingsgate Consolidated Limited - NM										
	01/07/2020	Opening Balance	35,050.00	0.00	0.00	0.00	14,020.00	0.00	0.00	0.00
	30/06/2021	Revaluation	0.00	0.00	15,422.00	0.00	29,442.00	0.00	0.00	0.00
	<b>30/06/2021</b>		<b>35,050.00</b>	<b>0.00</b>	<b>15,422.00</b>	<b>0.00</b>	<b>29,442.00</b>	<b>0.00</b>	<b>0.00</b>	<b>0.00</b>

# Rosenbaum superannuation Fund

## Market Movement Report

As at 30 June 2021

Investment	Date	Description	Unrealised				Realised			Total
			Units	Accounting Cost Movement	Market Movement	Depreciation	Balance	Consideration	Accounting Cost Base	
MFF.AX - MFF Capital Investments Limited - NM										
	01/07/2020	Opening Balance	9,925.00	0.00	0.00	0.00	26,896.75	0.00	0.00	0.00
	03/09/2020	Bonus Issue	1,985.00	0.00	0.00	0.00	26,896.75	0.00	0.00	0.00
	03/09/2020	Disposal	(1,985.00)	(3,477.55)	0.00	0.00	23,419.20	0.00	3,477.55	(3,477.55)
	03/09/2020	Writeback	0.00	0.00	(1,005.24)	0.00	22,413.96	0.00	0.00	0.00
	30/06/2021	Revaluation	0.00	0.00	6,170.04	0.00	28,584.00	0.00	0.00	0.00
	<b>30/06/2021</b>		<b>9,925.00</b>	<b>(3,477.55)</b>	<b>5,164.80</b>	<b>0.00</b>	<b>28,584.00</b>	<b>0.00</b>	<b>3,477.55</b>	<b>(3,477.55)</b>
MFFOA.AX - Mff Capital Investments Limited - NM										
	03/09/2020	Purchase	1,985.00	0.00	0.00	0.00	0.00	0.00	0.00	0.00
	16/09/2020	Disposal	(1,985.00)	0.00	0.00	0.00	0.00	525.93	0.00	525.93
	27/01/2021	Purchase	2,000.00	539.95	0.00	0.00	539.95	0.00	0.00	0.00
	30/06/2021	Revaluation	0.00	0.00	10.05	0.00	550.00	0.00	0.00	0.00
	<b>30/06/2021</b>		<b>2,000.00</b>	<b>539.95</b>	<b>10.05</b>	<b>0.00</b>	<b>550.00</b>	<b>525.93</b>	<b>0.00</b>	<b>525.93</b>
MICH.AX - Magellan Infrastructure Fund (currency Hedged)(managed Fund) - NM										
	01/07/2020	Opening Balance	2,500.00	0.00	0.00	0.00	7,075.00	0.00	0.00	0.00
	04/03/2021	Purchase	2,500.00	6,649.95	0.00	0.00	13,724.95	0.00	0.00	0.00
	30/06/2021	Revaluation	0.00	0.00	925.05	0.00	14,650.00	0.00	0.00	0.00
	<b>30/06/2021</b>		<b>5,000.00</b>	<b>6,649.95</b>	<b>925.05</b>	<b>0.00</b>	<b>14,650.00</b>	<b>0.00</b>	<b>0.00</b>	<b>0.00</b>
MIR 2.AX - Mirrabooka Investments Limited - NM										
	01/07/2020	Opening Balance	10,245.00	0.00	0.00	0.00	23,870.85	0.00	0.00	0.00
	23/10/2020	Disposal	(4,760.00)	(12,602.27)	0.00	0.00	11,268.58	14,250.05	12,602.27	1,647.78
	23/10/2020	Writeback	0.00	0.00	1,511.47	0.00	12,780.05	0.00	0.00	0.00
	26/10/2020	Disposal	(240.00)	(635.41)	0.00	0.00	12,144.64	720.00	635.41	84.59
	26/10/2020	Writeback	0.00	0.00	76.21	0.00	12,220.85	0.00	0.00	0.00
	30/06/2021	Revaluation	0.00	0.00	6,503.80	0.00	18,724.65	0.00	0.00	0.00
	<b>30/06/2021</b>		<b>5,245.00</b>	<b>(13,237.68)</b>	<b>8,091.48</b>	<b>0.00</b>	<b>18,724.65</b>	<b>14,970.05</b>	<b>13,237.68</b>	<b>1,732.37</b>
MIR.AX - Mirrabooka Investments Limited - ED										
	01/07/2020	Opening Balance	17,795.00	0.00	0.00	0.00	41,462.35	0.00	0.00	0.00
	26/05/2021	Disposal	(1,500.00)	(3,934.77)	0.00	0.00	37,527.58	5,085.05	3,934.77	1,150.28
	26/05/2021	Writeback	0.00	0.00	439.77	0.00	37,967.35	0.00	0.00	0.00
	27/05/2021	Disposal	(795.00)	(2,085.43)	0.00	0.00	35,881.92	2,752.55	2,085.43	667.12
	27/05/2021	Writeback	0.00	0.00	233.08	0.00	36,115.00	0.00	0.00	0.00
	28/05/2021	Disposal	(655.00)	(1,718.18)	0.00	0.00	34,396.82	2,292.50	1,718.18	574.32
	28/05/2021	Writeback	0.00	0.00	192.03	0.00	34,588.85	0.00	0.00	0.00

# Rosenbaum superannuation Fund

## Market Movement Report

As at 30 June 2021

Investment	Date	Description	Unrealised				Realised			Total
			Units	Accounting Cost Movement	Market Movement	Depreciation	Balance	Consideration	Accounting Cost Base	
	30/06/2021	Revaluation	0.00	0.00	18,407.80	0.00	52,996.65	0.00	0.00	0.00
	<b>30/06/2021</b>		<b>14,845.00</b>	<b>(7,738.38)</b>	<b>19,272.68</b>	<b>0.00</b>	<b>52,996.65</b>	<b>10,130.10</b>	<b>7,738.38</b>	<b>2,391.72</b>
MIRNA.AX - Mirrabooka Investments Limited - ED										
	07/02/2021	Purchase	4,838.00	15,000.00	0.00	0.00	15,000.00	0.00	0.00	0.00
	30/06/2021	Revaluation	0.00	0.00	1,933.00	0.00	16,933.00	0.00	0.00	0.00
	<b>30/06/2021</b>		<b>4,838.00</b>	<b>15,000.00</b>	<b>1,933.00</b>	<b>0.00</b>	<b>16,933.00</b>	<b>0.00</b>	<b>0.00</b>	<b>0.00</b>
MIRNA2.AX - Mirrabooka Investments Limited - NM										
	25/01/2021	Purchase	4,838.00	15,000.00	0.00	0.00	15,000.00	0.00	0.00	0.00
	30/06/2021	Revaluation	0.00	0.00	1,933.00	0.00	16,933.00	0.00	0.00	0.00
	<b>30/06/2021</b>		<b>4,838.00</b>	<b>15,000.00</b>	<b>1,933.00</b>	<b>0.00</b>	<b>16,933.00</b>	<b>0.00</b>	<b>0.00</b>	<b>0.00</b>
MLT.AX - Milton Corporation Limited										
	01/07/2020	Opening Balance	4,496.00	0.00	0.00	0.00	18,388.64	0.00	0.00	0.00
	21/01/2021	Disposal	(3,053.00)	(13,561.38)	0.00	0.00	4,827.26	15,092.40	13,561.38	1,531.02
	21/01/2021	Writeback	0.00	0.00	1,074.61	0.00	5,901.87	0.00	0.00	0.00
	02/02/2021	Disposal	(1,443.00)	(6,409.78)	0.00	0.00	(507.91)	6,979.76	6,409.78	569.98
	02/02/2021	Writeback	0.00	0.00	507.91	0.00	0.00	0.00	0.00	0.00
	<b>30/06/2021</b>		<b>0.00</b>	<b>(19,971.16)</b>	<b>1,582.52</b>	<b>0.00</b>	<b>0.00</b>	<b>22,072.16</b>	<b>19,971.16</b>	<b>2,101.00</b>
MQGPB.AX - Macquarie Group Limited Notes 6 - ED & NM										
	01/07/2020	Opening Balance	328.00	0.00	0.00	0.00	33,869.61	0.00	0.00	0.00
	17/03/2021	Disposal	(328.00)	(34,718.44)	0.00	0.00	(848.83)	32,800.00	34,718.44	(1,918.44)
	17/03/2021	Writeback	0.00	0.00	848.83	0.00	0.00	0.00	0.00	0.00
	<b>30/06/2021</b>		<b>0.00</b>	<b>(34,718.44)</b>	<b>848.83</b>	<b>0.00</b>	<b>0.00</b>	<b>32,800.00</b>	<b>34,718.44</b>	<b>(1,918.44)</b>
MX1.AX - Micro-x Limited - NM										
	01/07/2020	Opening Balance	122,983.00	0.00	0.00	0.00	16,602.71	0.00	0.00	0.00
	26/02/2021	Share Purchase Plan	11,412.00	3,880.08	0.00	0.00	20,482.79	0.00	0.00	0.00
	30/06/2021	Revaluation	0.00	0.00	22,523.61	0.00	43,006.40	0.00	0.00	0.00
	<b>30/06/2021</b>		<b>134,395.00</b>	<b>3,880.08</b>	<b>22,523.61</b>	<b>0.00</b>	<b>43,006.40</b>	<b>0.00</b>	<b>0.00</b>	<b>0.00</b>
NAB.AX - National Australia Bank Limited										
	01/07/2020	Opening Balance	1,365.00	0.00	0.00	0.00	24,870.30	0.00	0.00	0.00
	30/06/2021	Revaluation	0.00	0.00	10,920.00	0.00	35,790.30	0.00	0.00	0.00
	<b>30/06/2021</b>		<b>1,365.00</b>	<b>0.00</b>	<b>10,920.00</b>	<b>0.00</b>	<b>35,790.30</b>	<b>0.00</b>	<b>0.00</b>	<b>0.00</b>

# Rosenbaum superannuation Fund

## Market Movement Report

As at 30 June 2021

Investment	Date	Description	Unrealised				Realised			Total
			Units	Accounting Cost Movement	Market Movement	Depreciation	Balance	Consideration	Accounting Cost Base	
NABPF.AX - National Australia Bank Limited Capital Notes 3 - NM										
	01/07/2020	Opening Balance	310.00	0.00	0.00	0.00	31,771.90	0.00	0.00	0.00
	30/06/2021	Revaluation	0.00	0.00	1,674.00	0.00	33,445.90	0.00	0.00	0.00
	<b>30/06/2021</b>		<b>310.00</b>	<b>0.00</b>	<b>1,674.00</b>	<b>0.00</b>	<b>33,445.90</b>	<b>0.00</b>	<b>0.00</b>	<b>0.00</b>
ROBO 2.AX - Efts ROBO Global Robotics And Automation Etf - NM										
	01/07/2020	Opening Balance	307.00	0.00	0.00	0.00	19,801.50	0.00	0.00	0.00
	30/06/2021	Revaluation	0.00	0.00	5,658.01	0.00	25,459.51	0.00	0.00	0.00
	<b>30/06/2021</b>		<b>307.00</b>	<b>0.00</b>	<b>5,658.01</b>	<b>0.00</b>	<b>25,459.51</b>	<b>0.00</b>	<b>0.00</b>	<b>0.00</b>
ROBO.AX1 - Efts ROBO Global Robotics And Automation Etf - ED										
	01/07/2020	Opening Balance	700.00	0.00	0.00	0.00	45,150.00	0.00	0.00	0.00
	30/06/2021	Revaluation	0.00	0.00	12,901.00	0.00	58,051.00	0.00	0.00	0.00
	<b>30/06/2021</b>		<b>700.00</b>	<b>0.00</b>	<b>12,901.00</b>	<b>0.00</b>	<b>58,051.00</b>	<b>0.00</b>	<b>0.00</b>	<b>0.00</b>
ROSEN01 - Listed Equities and Managed Funds - David										
	01/07/2020	Opening Balance	1.00	0.00	0.00	0.00	0.00	0.00	0.00	0.00
	<b>30/06/2021</b>		<b>1.00</b>	<b>0.00</b>	<b>0.00</b>	<b>0.00</b>	<b>0.00</b>	<b>0.00</b>	<b>0.00</b>	<b>0.00</b>
ROSEN02 - Listed Equities and Managed Funds - Narelle										
	01/07/2020	Opening Balance	1.00	0.00	0.00	0.00	0.00	0.00	0.00	0.00
	<b>30/06/2021</b>		<b>1.00</b>	<b>0.00</b>	<b>0.00</b>	<b>0.00</b>	<b>0.00</b>	<b>0.00</b>	<b>0.00</b>	<b>0.00</b>
SHYF.AX - Switzer Higher Yield Fund - ED										
	05/12/2020	Purchase	151.00	5,000.00	0.00	0.00	5,000.00	0.00	0.00	0.00
	06/12/2020	Purchase	151.00	5,000.00	0.00	0.00	10,000.00	0.00	0.00	0.00
	18/02/2021	Return Of Capital	0.00	(13.22)	0.00	0.00	9,986.78	0.00	0.00	0.00
	30/06/2021	Revaluation	0.00	0.00	(339.15)	0.00	9,647.63	0.00	0.00	0.00
	<b>30/06/2021</b>		<b>302.00</b>	<b>9,986.78</b>	<b>(339.15)</b>	<b>0.00</b>	<b>9,647.63</b>	<b>0.00</b>	<b>0.00</b>	<b>0.00</b>
SHYF2.AX - Switzer Higher Yield Fund - NM										
	07/12/2020	Purchase	604.00	20,000.00	0.00	0.00	20,000.00	0.00	0.00	0.00
	18/02/2021	Return Of Capital	0.00	(26.44)	0.00	0.00	19,973.56	0.00	0.00	0.00
	30/06/2021	Revaluation	0.00	0.00	(678.30)	0.00	19,295.26	0.00	0.00	0.00
	<b>30/06/2021</b>		<b>604.00</b>	<b>19,973.56</b>	<b>(678.30)</b>	<b>0.00</b>	<b>19,295.26</b>	<b>0.00</b>	<b>0.00</b>	<b>0.00</b>

# Rosenbaum superannuation Fund

## Market Movement Report

As at 30 June 2021

Investment	Date	Description	Unrealised				Realised			Total
			Units	Accounting Cost Movement	Market Movement	Depreciation	Balance	Consideration	Accounting Cost Base	
SWTZ 2.AX - Switzer Dividend Growth Fund (managed Fund) - NM										
	01/07/2020	Opening Balance	19,220.00	0.00	0.00	0.00	41,323.00	0.00	0.00	0.00
	19/02/2021	Disposal	(8,000.00)	(19,596.17)	0.00	0.00	21,726.83	19,978.00	19,596.17	381.83
	19/02/2021	Writeback	0.00	0.00	2,396.17	0.00	24,123.00	0.00	0.00	0.00
	30/06/2021	Revaluation	0.00	0.00	5,722.20	0.00	29,845.20	0.00	0.00	0.00
	<b>30/06/2021</b>		<b>11,220.00</b>	<b>(19,596.17)</b>	<b>8,118.37</b>	<b>0.00</b>	<b>29,845.20</b>	<b>19,978.00</b>	<b>19,596.17</b>	<b>381.83</b>
SWTZ.AX - Switzer Dividend Growth Fund (managed Fund) - ED										
	01/07/2020	Opening Balance	19,100.00	0.00	0.00	0.00	41,065.00	0.00	0.00	0.00
	23/02/2021	Disposal	(8,100.00)	(20,748.53)	0.00	0.00	20,316.47	19,944.98	20,748.53	(803.55)
	23/02/2021	Writeback	0.00	0.00	3,333.53	0.00	23,650.00	0.00	0.00	0.00
	30/06/2021	Revaluation	0.00	0.00	5,610.00	0.00	29,260.00	0.00	0.00	0.00
	<b>30/06/2021</b>		<b>11,000.00</b>	<b>(20,748.53)</b>	<b>8,943.53</b>	<b>0.00</b>	<b>29,260.00</b>	<b>19,944.98</b>	<b>20,748.53</b>	<b>(803.55)</b>
TECH.AX - Efts Morningstar Global Technology Etf - NM										
	01/07/2020	Opening Balance	320.00	0.00	0.00	0.00	26,067.20	0.00	0.00	0.00
	30/06/2021	Revaluation	0.00	0.00	4,435.20	0.00	30,502.40	0.00	0.00	0.00
	<b>30/06/2021</b>		<b>320.00</b>	<b>0.00</b>	<b>4,435.20</b>	<b>0.00</b>	<b>30,502.40</b>	<b>0.00</b>	<b>0.00</b>	<b>0.00</b>
TLS.AX - Telstra Corporation Limited.										
	01/07/2020	Opening Balance	5,320.00	0.00	0.00	0.00	16,651.60	0.00	0.00	0.00
	30/06/2021	Revaluation	0.00	0.00	3,351.60	0.00	20,003.20	0.00	0.00	0.00
	<b>30/06/2021</b>		<b>5,320.00</b>	<b>0.00</b>	<b>3,351.60</b>	<b>0.00</b>	<b>20,003.20</b>	<b>0.00</b>	<b>0.00</b>	<b>0.00</b>
TOP 2.AX - Thorney Opportunities Ltd - NM										
	01/07/2020	Opening Balance	68,070.00	0.00	0.00	0.00	31,992.90	0.00	0.00	0.00
	30/06/2021	Revaluation	0.00	0.00	5,105.25	0.00	37,098.15	0.00	0.00	0.00
	<b>30/06/2021</b>		<b>68,070.00</b>	<b>0.00</b>	<b>5,105.25</b>	<b>0.00</b>	<b>37,098.15</b>	<b>0.00</b>	<b>0.00</b>	<b>0.00</b>
TOP.AX - Thorney Opportunities Ltd - ED										
	01/07/2020	Opening Balance	70,300.00	0.00	0.00	0.00	33,041.00	0.00	0.00	0.00
	30/06/2021	Revaluation	0.00	0.00	5,272.50	0.00	38,313.50	0.00	0.00	0.00
	<b>30/06/2021</b>		<b>70,300.00</b>	<b>0.00</b>	<b>5,272.50</b>	<b>0.00</b>	<b>38,313.50</b>	<b>0.00</b>	<b>0.00</b>	<b>0.00</b>
VAF 2.AX - Vanguard Australian Fixed Interest Index Etf - NM										
	01/07/2020	Opening Balance	1,980.00	0.00	0.00	0.00	104,583.60	0.00	0.00	0.00
	30/06/2021	Revaluation	0.00	0.00	(4,455.00)	0.00	100,128.60	0.00	0.00	0.00
	<b>30/06/2021</b>		<b>1,980.00</b>	<b>0.00</b>	<b>(4,455.00)</b>	<b>0.00</b>	<b>100,128.60</b>	<b>0.00</b>	<b>0.00</b>	<b>0.00</b>

# Rosenbaum superannuation Fund

## Market Movement Report

As at 30 June 2021

Investment	Date	Description	Unrealised				Realised			Total
			Units	Accounting Cost Movement	Market Movement	Depreciation	Balance	Consideration	Accounting Cost Base	
VAF.AX - Vanguard Australian Fixed Interest Index Etf - ED										
	01/07/2020	Opening Balance	1,000.00	0.00	0.00	0.00	52,820.00	0.00	0.00	0.00
	30/06/2021	Revaluation	0.00	0.00	(2,250.00)	0.00	50,570.00	0.00	0.00	0.00
	<b>30/06/2021</b>		<b>1,000.00</b>	<b>0.00</b>	<b>(2,250.00)</b>	<b>0.00</b>	<b>50,570.00</b>	<b>0.00</b>	<b>0.00</b>	<b>0.00</b>
VBLD.AX - Vanguard Global Infrastructure Index Etf - NM										
	01/07/2020	Opening Balance	385.00	0.00	0.00	0.00	20,813.10	0.00	0.00	0.00
	30/06/2021	Revaluation	0.00	0.00	1,424.50	0.00	22,237.60	0.00	0.00	0.00
	<b>30/06/2021</b>		<b>385.00</b>	<b>0.00</b>	<b>1,424.50</b>	<b>0.00</b>	<b>22,237.60</b>	<b>0.00</b>	<b>0.00</b>	<b>0.00</b>
VGB 2.AX - Vanguard Australian Government Bond Index Etf - NM										
	01/07/2020	Opening Balance	1,940.00	0.00	0.00	0.00	104,760.00	0.00	0.00	0.00
	30/06/2021	Revaluation	0.00	0.00	(4,791.80)	0.00	99,968.20	0.00	0.00	0.00
	<b>30/06/2021</b>		<b>1,940.00</b>	<b>0.00</b>	<b>(4,791.80)</b>	<b>0.00</b>	<b>99,968.20</b>	<b>0.00</b>	<b>0.00</b>	<b>0.00</b>
VGB.AX - Vanguard Australian Government Bond Index Etf - ED										
	01/07/2020	Opening Balance	1,000.00	0.00	0.00	0.00	54,000.00	0.00	0.00	0.00
	30/06/2021	Revaluation	0.00	0.00	(2,470.00)	0.00	51,530.00	0.00	0.00	0.00
	<b>30/06/2021</b>		<b>1,000.00</b>	<b>0.00</b>	<b>(2,470.00)</b>	<b>0.00</b>	<b>51,530.00</b>	<b>0.00</b>	<b>0.00</b>	<b>0.00</b>
VGS.AX - Vanguard Msci Index International Shares Etf - ED										
	01/07/2020	Opening Balance	650.00	0.00	0.00	0.00	49,965.50	0.00	0.00	0.00
	30/06/2021	Revaluation	0.00	0.00	13,032.50	0.00	62,998.00	0.00	0.00	0.00
	<b>30/06/2021</b>		<b>650.00</b>	<b>0.00</b>	<b>13,032.50</b>	<b>0.00</b>	<b>62,998.00</b>	<b>0.00</b>	<b>0.00</b>	<b>0.00</b>
VIF.AX - Vanguard International Fixed Interest Index (hedged) Etf - ED										
	01/07/2020	Opening Balance	1,000.00	0.00	0.00	0.00	52,090.00	0.00	0.00	0.00
	30/06/2021	Revaluation	0.00	0.00	(7,730.00)	0.00	44,360.00	0.00	0.00	0.00
	<b>30/06/2021</b>		<b>1,000.00</b>	<b>0.00</b>	<b>(7,730.00)</b>	<b>0.00</b>	<b>44,360.00</b>	<b>0.00</b>	<b>0.00</b>	<b>0.00</b>
WBC.AX - Westpac Banking Corporation - NM										
	01/07/2020	Opening Balance	1,363.00	0.00	0.00	0.00	24,465.85	0.00	0.00	0.00
	30/06/2021	Revaluation	0.00	0.00	10,713.18	0.00	35,179.03	0.00	0.00	0.00
	<b>30/06/2021</b>		<b>1,363.00</b>	<b>0.00</b>	<b>10,713.18</b>	<b>0.00</b>	<b>35,179.03</b>	<b>0.00</b>	<b>0.00</b>	<b>0.00</b>
WBCPF.AX - Westpac Banking Corporation Capital Notes 3 - NM										
	01/07/2020	Opening Balance	200.00	0.00	0.00	0.00	20,152.00	0.00	0.00	0.00
	22/03/2021	Disposal	(200.00)	(20,612.65)	0.00	0.00	(460.65)	20,000.00	20,612.65	(612.65)
	22/03/2021	Writeback	0.00	0.00	460.65	0.00	0.00	0.00	0.00	0.00
	<b>30/06/2021</b>		<b>0.00</b>	<b>(20,612.65)</b>	<b>460.65</b>	<b>0.00</b>	<b>0.00</b>	<b>20,000.00</b>	<b>20,612.65</b>	<b>(612.65)</b>



# Rosenbaum superannuation Fund

## Market Movement Report

As at 30 June 2021

Investment	Date	Description	Unrealised				Realised			Total
			Units	Accounting Cost Movement	Market Movement	Depreciation	Balance	Consideration	Accounting Cost Base	
WCMQ 2.AX - Wcm Quality Global Growth Fund (quoted Managed Fund) - NM										
	01/07/2020	Opening Balance	2,500.00	0.00	0.00	0.00	16,775.00	0.00	0.00	0.00
	30/06/2021	Revaluation	0.00	0.00	3,950.00	0.00	20,725.00	0.00	0.00	0.00
	<b>30/06/2021</b>		<b>2,500.00</b>	<b>0.00</b>	<b>3,950.00</b>	<b>0.00</b>	<b>20,725.00</b>	<b>0.00</b>	<b>0.00</b>	<b>0.00</b>
WCMQ.AX - Wcm Quality Global Growth Fund (quoted Managed Fund) - ED										
	01/07/2020	Opening Balance	7,500.00	0.00	0.00	0.00	50,325.00	0.00	0.00	0.00
	30/06/2021	Revaluation	0.00	0.00	11,850.00	0.00	62,175.00	0.00	0.00	0.00
	<b>30/06/2021</b>		<b>7,500.00</b>	<b>0.00</b>	<b>11,850.00</b>	<b>0.00</b>	<b>62,175.00</b>	<b>0.00</b>	<b>0.00</b>	<b>0.00</b>
WPL.AX - Woodside Petroleum Ltd - NM										
	01/07/2020	Opening Balance	670.00	0.00	0.00	0.00	14,505.50	0.00	0.00	0.00
	30/06/2021	Revaluation	0.00	0.00	375.20	0.00	14,880.70	0.00	0.00	0.00
	<b>30/06/2021</b>		<b>670.00</b>	<b>0.00</b>	<b>375.20</b>	<b>0.00</b>	<b>14,880.70</b>	<b>0.00</b>	<b>0.00</b>	<b>0.00</b>
WQG.AX1 - Wcm Global Growth Limited - NM										
	01/07/2020	Opening Balance	15,000.00	0.00	0.00	0.00	18,675.00	0.00	0.00	0.00
	31/03/2021	Purchase	200.00	300.00	0.00	0.00	18,975.00	0.00	0.00	0.00
	01/04/2021	Bonus Issue	5,067.00	0.00	0.00	0.00	18,975.00	0.00	0.00	0.00
	13/04/2021	Disposal	(5,067.00)	(4,040.00)	0.00	0.00	14,935.00	0.00	4,040.00	(4,040.00)
	13/04/2021	Writeback	0.00	0.00	(773.58)	0.00	14,161.42	0.00	0.00	0.00
	30/06/2021	Revaluation	0.00	0.00	10,690.58	0.00	24,852.00	0.00	0.00	0.00
	<b>30/06/2021</b>		<b>15,200.00</b>	<b>(3,740.00)</b>	<b>9,917.00</b>	<b>0.00</b>	<b>24,852.00</b>	<b>0.00</b>	<b>4,040.00</b>	<b>(4,040.00)</b>
WQGOA.AX - Wcm Global Growth Limited - NM										
	13/04/2021	Purchase	5,067.00	0.00	0.00	0.00	0.00	0.00	0.00	0.00
	30/06/2021	Revaluation	0.00	0.00	810.72	0.00	810.72	0.00	0.00	0.00
	<b>30/06/2021</b>		<b>5,067.00</b>	<b>0.00</b>	<b>810.72</b>	<b>0.00</b>	<b>810.72</b>	<b>0.00</b>	<b>0.00</b>	<b>0.00</b>
ZYAU.AX - Etf S&p/asx 300 High Yield Plus Etf - ED										
	01/07/2020	Opening Balance	1,950.00	0.00	0.00	0.00	17,647.50	0.00	0.00	0.00
	30/06/2021	Revaluation	0.00	0.00	2,125.50	0.00	19,773.00	0.00	0.00	0.00
	<b>30/06/2021</b>		<b>1,950.00</b>	<b>0.00</b>	<b>2,125.50</b>	<b>0.00</b>	<b>19,773.00</b>	<b>0.00</b>	<b>0.00</b>	<b>0.00</b>
<b>Total Market Movement</b>					<b>274,877.44</b>				<b>(3,490.53)</b>	<b>271,386.91</b>

# Rosenbaum superannuation Fund

## Investment Income Report

As at 30 June 2021

Investment	Total Income	Franked	Unfranked	Interest/ Other	Franking Credits	Foreign Income	Foreign Credits * 1	Assessable Income	TFN Credits	Other Deductions	Distributed Capital Gains	Non-Assessable Payments
								(Excl. Capital Gains) * 2				
<b>Bank Accounts</b>												
ANZ E-trade - Narelle #4965	1.60			1.60	0.00	0.00	0.00	1.60			0.00	0.00
ANZ E-trade - Narelle #4965	28.18							28.18				
Australian Defence Credit Union - David #1426	274.27			274.27	0.00	0.00	0.00	274.27			0.00	0.00
Australian Defence Credit Union - David #1426	18.22							18.22				
Australian Defence Credit Union - Narelle #0962	1,614.72			1,614.72	0.00	0.00	0.00	1,614.72			0.00	0.00
Qudos Bank - Narelle #3188	2,032.60			2,032.60	0.00	0.00	0.00	2,032.60			0.00	0.00
	<b>3,969.59</b>			<b>3,923.19</b>	<b>0.00</b>	<b>0.00</b>	<b>0.00</b>	<b>3,969.59</b>			<b>0.00</b>	<b>0.00</b>
<b>Managed Investments (Australian)</b>												
SWI0001AU Switzer Higher Yield Fund - ED	446.87	36.11	4.96	405.80	19.13	0.00	0.00	466.00		0.00	0.00	0.00
SWI0001AU Switzer Higher Yield Fund - NM	893.74	72.22	9.91	811.61	38.25	0.00	0.00	931.99		0.00	0.00	0.00
	<b>1,340.61</b>	<b>108.33</b>	<b>14.87</b>	<b>1,217.41</b>	<b>57.38</b>	<b>0.00</b>	<b>0.00</b>	<b>1,397.99</b>		<b>0.00</b>	<b>0.00</b>	<b>0.00</b>
<b>Shares in Listed Companies (Australian)</b>												
ANZPG.AX Australia And New Zealand Banking Group Conv. Pref G - NM	1,787.66	1,787.66	0.00		766.14			2,553.80		0.00		
ANZ.AX Australia And New Zealand Banking Group Limited - NM	796.20	796.20	0.00		341.23			1,137.43		0.00		
ANZPH.AX Australia And New Zealand Banking Group Limited capital Notes 5 - NM	269.45	269.45	0.00		115.49			384.94		0.00		
CBAPE.AX CommBank PERLS VIII Capital Notes - NM	1,639.16	1,639.16	0.00		702.50			2,341.66		0.00		
CBAPI.AX CommBank PERLS XII Capital Notes - NM	643.05	643.05	0.00		275.59			918.64		0.00		
CBA.AX Commonwealth Bank Of Australia - NM	1,902.16	1,902.16	0.00		815.21			2,717.37		0.00		
CSL.AX CSL Limited	1,569.29	0.00	1,569.29		0.00			1,569.29		0.00		
EAI.AX Ellerston Asian Investments Limited - NM	1,870.00	1,870.00	0.00		657.02			2,527.02		0.00		
IGL.AX Ive Group Limited - NM	217.00	217.00	0.00		93.00			310.00		0.00		
MQGPB.AX Macquarie Group Limited Notes 6 - ED & NM	1,560.72	624.28	936.44		267.55			1,828.27		0.00		

# Rosenbaum superannuation Fund

## Investment Income Report

As at 30 June 2021

Investment		Total Income	Franked	Unfranked	Interest/ Other	Franking Credits	Foreign Income	Foreign Credits * 1	Assessable Income (Excl. Capital Gains) * 2	TFN Credits	Other Deductions	Distributed Capital Gains	Non-Assessable Payments
MFF.AX	MFF Capital Investments Limited - NM	595.50	595.50	0.00		255.22			850.72		0.00		
MLT.AX	Milton Corporation Limited	382.16	382.16	0.00		163.78			545.94		0.00		
MIR.AX	Mirrabooka Investments Limited - ED	1,779.51	1,779.51	0.00		762.65			2,542.16		0.00		
MIR.AX	Mirrabooka Investments Limited - NM	849.51	849.51	0.00		364.08			1,213.59		0.00		
NAB.AX	National Australia Bank Limited	729.60	729.60	0.00		312.69			1,042.29		0.00		
NABPF.AX	National Australia Bank Limited Capital Notes 3 - NM	881.02	881.02	0.00		377.58			1,258.60		0.00		
TLS.AX	Telstra Corporation Limited.	851.20	851.20	0.00		364.80			1,216.00		0.00		
TOP.AX	Thorney Opportunities Ltd - ED	1,455.21	1,455.21	0.00		623.66			2,078.87		0.00		
TOP.AX	Thorney Opportunities Ltd - NM	1,409.05	1,409.05	0.00		603.88			2,012.93		0.00		
WQG.AX	Wcm Global Growth Limited - NM	600.00	450.00	150.00		192.86			792.86		0.00		
WBC.AX	Westpac Banking Corporation - NM	1,213.07	1,213.07	0.00		519.88			1,732.95		0.00		
WBCPF.AX	Westpac Banking Corporation Capital Notes 3 - NM	426.04	426.04	0.00		182.58			608.62		0.00		
WPL.AX	Woodside Petroleum Ltd - NM	345.35	345.35	0.00		148.00			493.35		0.00		
		<b>23,771.91</b>	<b>21,116.18</b>	<b>2,655.73</b>		<b>8,905.39</b>			<b>32,677.30</b>		<b>0.00</b>		
<b>Units in Listed Unit Trusts (Australian)</b>													
ERTH.AX	Betashares Climate Change Innovation Etf - NM	17.46				0.00	0.00	0.00	0.00		0.00	17.46	0.00
CLDD.AX	Betashares Cloud Computing Etf - NM	94.01				0.00	31.19	1.75	32.94		0.00	62.82	0.00
HACK.AX	Betashares Global Cybersecurity Etf - NM	1,536.84				0.00	1.37	23.01	24.38		0.00	3,072.31	(1,536.84)
ETHI.AX	Betashares Global Sustainability Leaders Etf - NM	2,658.52	0.00	0.00		0.00	267.16	66.18	333.34		0.00	2,391.36	0.00
ACDC.AX	Etf Battery Tech & Lithium Etf - ED	3,599.00	9.33			14.20	101.28	28.12	152.93		0.00	3,488.39	0.00
ACDC.AX	Etf Battery Tech & Lithium Etf - NM	3,018.11	7.83			11.91	84.94	23.58	128.26		0.00	2,925.34	0.00
TECH.AX	Etf Morningstar Global Technology Etf - NM	4,625.54		0.10		0.00	0.76	13.36	14.22		0.00	4,624.68	0.00

# Rosenbaum superannuation Fund

## Investment Income Report

As at 30 June 2021

Investment	Total Income	Franked	Unfranked	Interest/ Other	Franking Credits	Foreign Income	Foreign Credits * 1	Assessable Income	TFN Credits	Other Deductions	Distributed Capital Gains	Non- Assessable Payments
								(Excl. Capital Gains) * 2				
ROBO.AX	Etf's ROBO Global Robotics And Automation Etf - ED	5,468.22				0.00	85.82	49.78	135.60	0.00	5,382.40	0.00
ROBO.AX	Etf's ROBO Global Robotics And Automation Etf - NM	2,398.21				0.00	37.64	21.83	59.47	0.00	2,360.57	0.00
ZYAU.AX	Etf's S&p/asx 300 High Yield Plus Etf - ED	793.51	639.46	55.20	88.60	298.43	5.24	1.15	1,088.08	0.00	0.00	5.01
INES.AX	Intelligent Investor Ethical Share Fund (managed Fund) - ED	874.66				83.64	0.00	0.18	83.82	0.00	833.56	41.10
MICH.AX	Magellan Infrastructure Fund (currency Hedged)(managed Fund) - NM	446.25	0.94	1.28	280.60	3.13	163.43	33.68	483.06	0.00	0.00	0.00
SWTZ.AX	Switzer Dividend Growth Fund (managed Fund) - ED	830.68	523.12	215.94	8.52	357.91	0.00	0.00	1,105.49	0.00	0.00	83.10
SWTZ.AX	Switzer Dividend Growth Fund (managed Fund) - NM	840.86	529.53	218.59	8.63	362.30	0.00	0.00	1,119.05	0.00	0.00	84.11
VAF.AX	Vanguard Australian Fixed Interest Index Etf - ED	1,377.49			1,253.52	0.00	123.97	0.00	1,377.49	0.00	0.00	0.00
VAF.AX	Vanguard Australian Fixed Interest Index Etf - NM	2,727.42			2,481.99	0.00	245.43	0.00	2,727.42	0.00	0.00	0.00
VGB.AX	Vanguard Australian Government Bond Index Etf - ED	1,233.49			1,233.49	0.00	0.00	0.00	1,233.49	0.00	0.00	0.00
VGB.AX	Vanguard Australian Government Bond Index Etf - NM	2,392.95			2,392.95	0.00	0.00	0.00	2,392.95	0.00	0.00	0.00
VBLD.AX	Vanguard Global Infrastructure Index Etf - NM	555.20	3.84	1.31	2.53	2.04	393.00	74.17	476.89	0.00	154.52	0.00
VIF.AX	Vanguard International Fixed Interest Index (hedged) Etf - ED	5,571.28	0.00	0.00	4,954.81	0.00	616.47	7.73	5,579.01	0.00	0.00	0.00
VGS.AX	Vanguard Msci Index International Shares Etf - ED	1,220.03	0.00	0.00	1.31	0.00	845.32	125.68	972.31	0.00	373.40	0.00
WCMQ.AX	Wcm Quality Global Growth Fund (quoted Managed Fund) - ED	1,730.45				0.00	0.00	0.00	0.00	0.00	1,380.25	350.20
WCMQ.AX	Wcm Quality Global Growth Fund (quoted Managed Fund) - NM	576.81				0.00	0.00	0.00	0.00	0.00	460.08	116.73
		<b>44,586.99</b>	<b>1,714.05</b>	<b>492.42</b>	<b>12,706.95</b>	<b>1,133.56</b>	<b>3,003.02</b>	<b>470.20</b>	<b>19,520.20</b>	<b>0.00</b>	<b>27,527.14</b>	<b>(856.59)</b>

Rosenbaum superannuation Fund  
**Investment Income Report**

As at 30 June 2021

Investment	Total Income	Franked	Unfranked	Interest/ Other	Franking Credits	Foreign Income	Foreign Credits * 1	Assessable Income	TFN Credits	Other Deductions	Distributed Capital Gains	Non- Assessable Payments
								(Excl. Capital Gains) * 2				
	73,669.10	22,938.56	3,163.02	17,847.55	10,096.33	3,003.02	470.20	57,565.08		0.00	27,527.14	(856.59)

Assessable Income (Excl. Capital Gains) **57,565.08**

Net Capital Gain **21,397.06**

**Total Assessable Income 78,962.14**

\* 1 Includes foreign credits from foreign capital gains.

\* 2 Assessable Income in the SMSF Annual Return will be different as capital gains and losses from disposals of assets have not been included.

For a breakdown of Distributed Capital Gains and Non-Assessable Payments refer to Distributions Reconciliation Report.

# Rosenbaum superannuation Fund

## Members Statement

David Rosenbaum  
 Unit 9 18 Drummoyne Avenue  
 Drummoyne, New South Wales, 2047, Australia

### Your Details

Date of Birth : 03/05/1956  
 Age: 65  
 Tax File Number: 324446644  
 Date Joined Fund: 24/06/2005  
 Service Period Start Date: 29/08/1994  
 Date Left Fund:  
 Member Code: ROSDAV00002A  
 Account Start Date 24/06/2005  
 Account Phase: Accumulation Phase  
 Account Description: Accumulation

Nominated Beneficiaries N/A  
 Vested Benefits 20,464.29  
 Total Death Benefit 20,464.29

### Your Balance

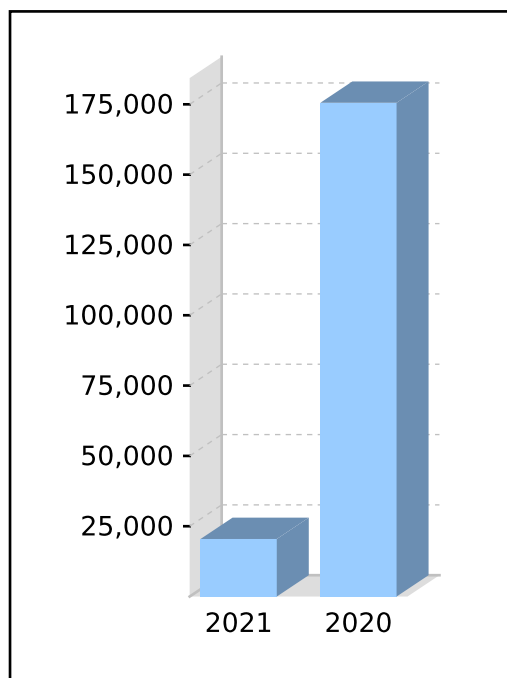
Total Benefits 20,464.29

#### Preservation Components

Preserved  
 Unrestricted Non Preserved 20,464.29  
 Restricted Non Preserved

#### Tax Components

Tax Free  
 Taxable 20,464.29  
 Investment Earnings Rate 11.63%



### Your Detailed Account Summary

	This Year	Last Year
Opening balance at 01/07/2020	175,542.52	175,542.52
<u>Increases to Member account during the period</u>		
Employer Contributions	22,525.48	
Personal Contributions (Concessional)		
Personal Contributions (Non Concessional)		
Government Co-Contributions		
Other Contributions		
Proceeds of Insurance Policies		
Transfers In		
Net Earnings	(50.14)	
Internal Transfer In		
<u>Decreases to Member account during the period</u>		
Pensions Paid		
Contributions Tax	3,378.82	
Income Tax	(1,367.77)	
No TFN Excess Contributions Tax		
Excess Contributions Tax		
Refund Excess Contributions		
Division 293 Tax		
Insurance Policy Premiums Paid		
Management Fees		
Member Expenses		
Benefits Paid/Transfers Out		
Superannuation Surcharge Tax		
Internal Transfer Out	175,542.52	
Closing balance at 30/06/2021	20,464.29	175,542.52

**Rosenbaum superannuation Fund**  
**Members Statement**

---

**Trustee's Disclaimer**

This statement has been prepared by the Trustee for the member whose name appears at the top of this statement. Every effort has been made by the Trustee to ensure the accuracy and completeness of this Statement. The Trustee does not accept any liability for any error, omission or misprint. All amounts shown in relation to benefits do not take into account any amounts which may be withheld to satisfy the requirements imposed by the Income Tax Assessment Act 1936.

Signed by all the trustees of the fund

\_\_\_\_\_  
David Rosenbaum  
Trustee

\_\_\_\_\_  
Narelle Maree Scott  
Trustee

# Rosenbaum superannuation Fund

## Members Statement

David Rosenbaum  
 Unit 9 18 Drummoyne Avenue  
 Drummoyne, New South Wales, 2047, Australia

### Your Details

Date of Birth :	03/05/1956	Nominated Beneficiaries	N/A
Age:	65	Vested Benefits	482,112.16
Tax File Number:	324446644	Total Death Benefit	482,112.16
Date Joined Fund:	24/06/2005		
Service Period Start Date:	29/08/1994		
Date Left Fund:			
Member Code:	ROSDAV00003P		
Account Start Date	01/07/2015		
Account Phase:	Retirement Phase		
Account Description:	Account Based Pension		

### Your Balance

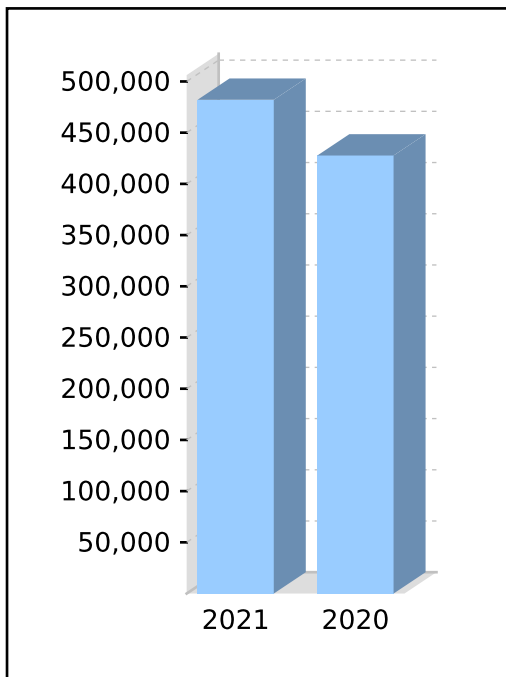
Total Benefits 482,112.16

#### Preservation Components

Preserved 376,683.96  
 Unrestricted Non Preserved 105,428.20  
 Restricted Non Preserved

#### Tax Components

Tax Free (0.30%) 1,446.35  
 Taxable 480,665.81  
 Investment Earnings Rate 26.04%



### Your Detailed Account Summary

	This Year	Last Year
Opening balance at 01/07/2020	427,683.96	427,683.96
<u>Increases to Member account during the period</u>		
Employer Contributions		
Personal Contributions (Concessional)		
Personal Contributions (Non Concessional)		
Government Co-Contributions		
Other Contributions		
Proceeds of Insurance Policies		
Transfers In		
Net Earnings	105,428.20	
Internal Transfer In		
<u>Decreases to Member account during the period</u>		
Pensions Paid	51,000.00	
Contributions Tax		
Income Tax		
No TFN Excess Contributions Tax		
Excess Contributions Tax		
Refund Excess Contributions		
Division 293 Tax		
Insurance Policy Premiums Paid		
Management Fees		
Member Expenses		
Benefits Paid/Transfers Out		
Superannuation Surcharge Tax		
Internal Transfer Out		
Closing balance at 30/06/2021	482,112.16	427,683.96



**Rosenbaum superannuation Fund**  
**Members Statement**

---

**Trustee's Disclaimer**

This statement has been prepared by the Trustee for the member whose name appears at the top of this statement. Every effort has been made by the Trustee to ensure the accuracy and completeness of this Statement. The Trustee does not accept any liability for any error, omission or misprint. All amounts shown in relation to benefits do not take into account any amounts which may be withheld to satisfy the requirements imposed by the Income Tax Assessment Act 1936.

Signed by all the trustees of the fund

\_\_\_\_\_  
David Rosenbaum  
Trustee

\_\_\_\_\_  
Narelle Maree Scott  
Trustee

# Rosenbaum superannuation Fund

## Members Statement

David Rosenbaum  
 Unit 9 18 Drummoyne Avenue  
 Drummoyne, New South Wales, 2047, Australia

### Your Details

Date of Birth :	03/05/1956	Nominated Beneficiaries	N/A
Age:	65	Vested Benefits	183,171.16
Tax File Number:	324446644	Total Death Benefit	183,171.16
Date Joined Fund:	24/06/2005		
Service Period Start Date:	29/08/1994		
Date Left Fund:			
Member Code:	ROSDAV00006P		
Account Start Date	01/07/2020		
Account Phase:	Retirement Phase		
Account Description:	Account Based Pension 2		

### Your Balance

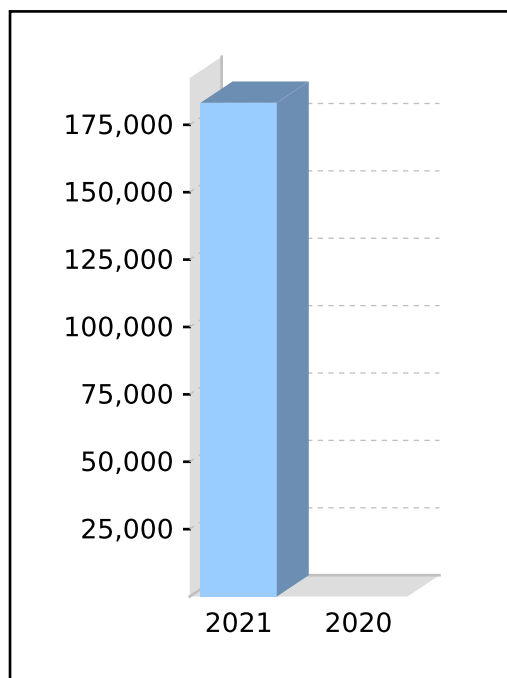
Total Benefits 183,171.16

#### Preservation Components

Preserved  
 Unrestricted Non Preserved 183,171.16  
 Restricted Non Preserved

#### Tax Components

Tax Free (4.06%) 7,437.80  
 Taxable 175,733.36  
 Investment Earnings Rate 7.36%



### Your Detailed Account Summary

	This Year	Last Year
Opening balance at 01/07/2020		
<u>Increases to Member account during the period</u>		
Employer Contributions		
Personal Contributions (Concessional)		
Personal Contributions (Non Concessional)		
Government Co-Contributions		
Other Contributions		
Proceeds of Insurance Policies		
Transfers In		
Net Earnings	12,628.64	
Internal Transfer In	175,542.52	
<u>Decreases to Member account during the period</u>		
Pensions Paid	5,000.00	
Contributions Tax		
Income Tax		
No TFN Excess Contributions Tax		
Excess Contributions Tax		
Refund Excess Contributions		
Division 293 Tax		
Insurance Policy Premiums Paid		
Management Fees		
Member Expenses		
Benefits Paid/Transfers Out		
Superannuation Surcharge Tax		
Internal Transfer Out		
Closing balance at 30/06/2021	183,171.16	0.00

**Rosenbaum superannuation Fund**  
**Members Statement**

---

**Trustee's Disclaimer**

This statement has been prepared by the Trustee for the member whose name appears at the top of this statement. Every effort has been made by the Trustee to ensure the accuracy and completeness of this Statement. The Trustee does not accept any liability for any error, omission or misprint. All amounts shown in relation to benefits do not take into account any amounts which may be withheld to satisfy the requirements imposed by the Income Tax Assessment Act 1936.

Signed by all the trustees of the fund

\_\_\_\_\_  
David Rosenbaum  
Trustee

\_\_\_\_\_  
Narelle Maree Scott  
Trustee

# Rosenbaum superannuation Fund

## Members Statement

Narelle Maree Scott  
 Unit 9 18 Drummoyne Avenue  
 Drummoyne, New South Wales, 2047, Australia

### Your Details

Date of Birth : 02/01/1958  
 Age: 63  
 Tax File Number: 126667872  
 Date Joined Fund: 01/07/2018  
 Service Period Start Date: 30/01/1979  
 Date Left Fund:  
 Member Code: SCONAR00003P  
 Account Start Date 01/07/2018  
 Account Phase: Retirement Phase  
 Account Description: Account Based Pension

Nominated Beneficiaries N/A  
 Vested Benefits 1,662,198.02  
 Total Death Benefit 1,662,198.02

### Your Balance

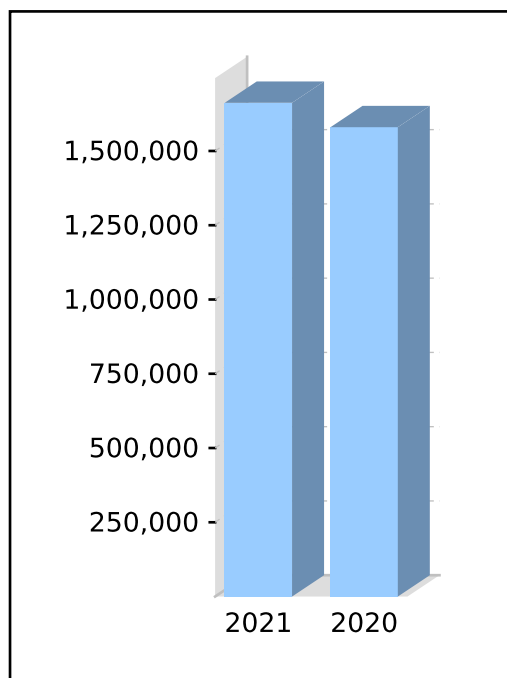
Total Benefits 1,662,198.02

#### Preservation Components

Preserved  
 Unrestricted Non Preserved 1,662,198.02  
 Restricted Non Preserved

#### Tax Components

Tax Free (46.25%) 768,766.59  
 Taxable 893,431.43  
 Investment Earnings Rate 15.21%



### Your Detailed Account Summary

	This Year	Last Year
Opening balance at 01/07/2020	1,579,963.88	1,579,963.88
<u>Increases to Member account during the period</u>		
Employer Contributions		
Personal Contributions (Concessional)		
Personal Contributions (Non Concessional)		
Government Co-Contributions		
Other Contributions		
Proceeds of Insurance Policies		
Transfers In		
Net Earnings	227,234.14	
Internal Transfer In		
<u>Decreases to Member account during the period</u>		
Pensions Paid	145,000.00	
Contributions Tax		
Income Tax		
No TFN Excess Contributions Tax		
Excess Contributions Tax		
Refund Excess Contributions		
Division 293 Tax		
Insurance Policy Premiums Paid		
Management Fees		
Member Expenses		
Benefits Paid/Transfers Out		
Superannuation Surcharge Tax		
Internal Transfer Out		
Closing balance at 30/06/2021	1,662,198.02	1,579,963.88

**Rosenbaum superannuation Fund**  
**Members Statement**

---

**Trustee's Disclaimer**

This statement has been prepared by the Trustee for the member whose name appears at the top of this statement. Every effort has been made by the Trustee to ensure the accuracy and completeness of this Statement. The Trustee does not accept any liability for any error, omission or misprint. All amounts shown in relation to benefits do not take into account any amounts which may be withheld to satisfy the requirements imposed by the Income Tax Assessment Act 1936.

Signed by all the trustees of the fund

\_\_\_\_\_  
David Rosenbaum  
Trustee

\_\_\_\_\_  
Narelle Maree Scott  
Trustee

# Rosenbaum superannuation Fund

## Compilation Report

---

We have compiled the accompanying special purpose financial statements of the Rosenbaum superannuation Fund which comprise the statement of financial position as at 30/06/2021 the operating statement for the year then ended, a summary of significant accounting policies and other explanatory notes. The specific purpose for which the special purpose financial statements have been prepared is set out in Note 1 to the financial statements.

### **The Responsibility of the Trustee(s)**

The Trustee(s) of Rosenbaum superannuation Fund are solely responsible for the information contained in the special purpose financial statements, the reliability, accuracy and completeness of the information and for the determination that the financial reporting framework used is appropriate to meet their needs and for the purpose that the financial statements were prepared.

### **Our Responsibility**

On the basis of information provided by the Trustee(s), we have compiled the accompanying special purpose financial statements in accordance with the financial reporting framework as described in Note 1 to the financial statements and APES 315: Compilation of Financial Information.

We have applied our expertise in accounting and financial reporting to compile these financial statements in accordance with the financial reporting framework described in Note 1 to the financial statements. We have complied with the relevant ethical requirements of APES 110: Code of Ethics for Professional Accountants.

### **Assurance Disclaimer**

Since a compilation engagement is not an assurance engagement, we are not required to verify the reliability, accuracy or completeness of the information provided to us by management to compile these financial statements. Accordingly, we do not express an audit opinion or a review conclusion on these financial statements.

The special purpose financial statements were compiled exclusively for the benefit of the trustees who are responsible for the reliability, accuracy and completeness of the information used to compile them. We do not accept responsibility for the contents of the special purpose financial statements.

Mahesh Agarwal

of

C/- Level 6 60 York Street, Sydney, New South Wales 2203

Signed:

Dated: 30/10/2021

# Rosenbaum superannuation Fund Trustees Declaration

---

The trustees declare that:

- (i) the financial statements and notes to the financial statements present fairly the financial position of the Fund as at 30 June 2021, and the results of its operations for the year then ended;
- (ii) the financial statements and notes to the financial statements have been prepared in accordance with applicable Australian Accounting Standards, other mandatory reporting requirements and the provisions of the trust deed, as amended; and
- (iii) the operation of the Fund has been carried out in accordance with its trust deed, as amended, and in compliance with:
  - a. the requirements of the Superannuation Industry (Supervision) Act 1993 and Regulations, including applicable Superannuation Prudential Standards;
  - b. applicable sections of the Corporations Act 2001 and Regulations; and
  - c. the requirements under s13 of the Financial Sector (Collection of Data) Act 2001;during the year ended 30 June 2021.

This declaration is made in accordance with a resolution of the trustees.

.....  
David Rosenbaum  
Trustee

.....  
Narelle Maree Scott  
Trustee

30 October 2021

# Minutes of a meeting of the Trustee(s)

held on 30 October 2021 at Unit 9 18 Drummoyne Avenue, Drummoyne, New South Wales  
2047

---

<b>PRESENT:</b>	David Rosenbaum and Narelle Maree Scott
<b>MINUTES:</b>	The Chair reported that the minutes of the previous meeting had been signed as a true record.
<b>FINANCIAL STATEMENTS OF SUPERANNUATION FUND:</b>	<p>It was resolved that the financial statements would be prepared as special purpose financial statements as, in the opinion of the trustee(s), the Superannuation Fund is a non-reporting entity and therefore is not required to comply with all Australian Accounting Standards.</p> <p>The Chair tabled the financial statements and notes to the financial statements of the Superannuation Fund in respect of the year ended 30 June 2021 and it was resolved that such statements be and are hereby adopted as tabled.</p>
<b>TRUSTEE'S DECLARATION:</b>	It was resolved that the trustee's declaration of the Superannuation Fund be signed.
<b>ANNUAL RETURN:</b>	Being satisfied that the Fund had complied with the requirements of the Superannuation Industry (Supervision) Act 1993 (SISA) and Regulations during the year ended 30 June 2021, it was resolved that the annual return be approved, signed and lodged with the Australian Taxation Office.
<b>TRUST DEED:</b>	The Chair tabled advice received from the Fund's legal adviser confirming that the fund's trust deed is consistent with all relevant superannuation and trust law.
<b>INVESTMENT STRATEGY:</b>	The allocation of the Fund's assets and the Fund's investment performance over the financial year were reviewed and found to be within the acceptable ranges outlined in the investment strategy. After considering the risk, rate of return, diversification and liquidity of the investments and the ability of the Fund to discharge its existing liabilities, it was resolved that the investment strategy continues to reflect the purposes and circumstances of the Fund and its members. Accordingly, no changes in the investment strategy were required.
<b>INSURANCE COVER:</b>	The trustee(s) reviewed the current life and total and permanent disability insurance coverage on offer to the members and resolved that the current insurance arrangements were appropriate for the Fund.
<b>ALLOCATION OF INCOME:</b>	It was resolved that the income of the Fund would be allocated to the members based on their average daily balance (an alternative allocation basis may be percentage of opening balance).
<b>AUDITORS:</b>	<p>It was resolved that</p> <p>Anthony Boys</p> <p>of</p> <p>Box 3376, Rundle Mall, South Australia 5000</p> <p>act as auditors of the Fund for the next financial year.</p>
<b>TAX AGENTS:</b>	<p>It was resolved that</p> <p>Plusgrowth Pty Limited</p> <p>act as tax agents of the Fund for the next financial year.</p>
<b>TRUSTEE STATUS:</b>	Each of the trustee(s) confirmed that they are qualified to act as trustee(s) of the Fund and that they are not disqualified persons as defined by s 120 of the SISA.



## Minutes of a meeting of the Trustee(s)

held on 30 October 2021 at Unit 9 18 Drummoyne Avenue, Drummoyne, New South Wales  
2047

---

**CONTRIBUTIONS RECEIVED:**

It was resolved that the contributions during the year be allocated to members on the basis of the schedule provided by the principal Fund employer.

**ACCEPTANCE OF ROLLOVERS:**

The trustee has ensured that any rollover made to the Fund, meets the requirements of the Fund's deed and does not breach the superannuation laws in relation to:

1. making rollover between Funds; and,
2. breaching the Fund or the member investment strategy.

The trustee has reviewed the rollover and received advice that the rollover is in accordance with the Trust Deed and the rules of the Fund and the superannuation laws. As such the trustee has resolved to accept the rollover on behalf of the member.

**CLOSURE:**

All resolutions for this meeting were made in accordance with the SISA and Regulations.

There being no further business the meeting then closed.

Signed as a true record –

.....  
David Rosenbaum

Chairperson