

---

# **Workpapers - 2022 Financial Year**

## **THERESA AND MICHAEL ROTH SUPERANUATION FUND**

Preparer: Louisse Montiel

Reviewer: Steven Lee

Printed: 05 December 2022

---

## Lead Schedule

2022 Financial Year

Code	Workpaper	CY Balance	LY Balance	Change	Status
23800	Distributions Received	(\$101,643.39)	(\$78,426.64)	29.6%	Completed
23900	Dividends Received	(\$18,181.97)	(\$6,978.21)	160.55%	Completed
24700	Changes in Market Values of Investments	(\$12,679.32)	(\$268,756.66)	(95.28)%	Completed
24800	Changes in Market Values of Other Assets	\$20,547.98		100%	Completed
25000	Interest Received	(\$97,737.28)	(\$97,369.20)	0.38%	Completed
26500	Other Investment Income		(\$260.55)	100%	Completed
30100	Accountancy Fees	\$1,055.00	\$1,155.00	(8.66)%	Completed
30400	ATO Supervisory Levy	\$259.00	\$259.00	0%	Completed
30700	Auditor's Remuneration	\$550.00	\$450.00	22.22%	Completed
37500	Investment Expenses	\$384.69	\$25,723.66	(98.5)%	Completed
41600	Pensions Paid	\$86,480.00	\$77,250.00	11.95%	Completed
48500	Income Tax Expense	(\$2,064.20)	\$472.10	(537.24)%	Completed
49000	Profit/Loss Allocation Account	\$123,029.49	\$346,481.50	(64.49)%	Completed
50000	Members	(\$3,324,370.60)	(\$3,201,341.11)	3.84%	Completed
60400	Bank Accounts	\$21,672.63	\$53,813.72	(59.73)%	Completed
61800	Distributions Receivable	\$14,555.31	\$11,813.94	23.2%	Completed
65000	Interest Receivable		\$1,684.73	100%	Completed

Code	Workpaper	CY Balance	LY Balance	Change	Status
68000	Sundry Debtors			0%	Completed
72450	Fixed Interest Securities (Australian) - Unitised	\$1,266,578.64	\$1,491,976.43	(15.11)%	Completed
72550	Fixed Interest Securities (Overseas) - Unitised	\$354,552.40	\$383,164.61	(7.47)%	Completed
74700	Managed Investments (Australian)	\$1,481,689.57	\$1,074,530.16	37.89%	Completed
77600	Shares in Listed Companies (Australian)	\$185,340.60	\$184,829.62	0.28%	Completed
85000	Income Tax Payable /Refundable	\$5,801.62	\$1,610.65	260.2%	Completed
89000	Deferred Tax Liability /Asset	(\$5,820.17)	(\$2,082.75)	179.45%	Completed
A	Financial Statements				Completed
B	Permanent Documents				Completed
C	Other Documents				Completed
D	Pension Documentation				Completed
E	Estate Planning				Completed

# 23800 - Distributions Received

2022 Financial Year

Preparer Lousse Montiel

Reviewer Steven Lee

Status Completed

Account Code	Description	CY Balance	LY Balance	Change
MAQ0815AU7	Charter Hall Direct Industrial 2	(\$33,226.50)	(\$32,538.00)	2.12%
MAQ0842AU7	Charter Hall Direct Office Fund	(\$9,449.40)	(\$8,683.20)	8.82%
MAQ0844AU7	Charter Hall Direct Ind Fd No.3	(\$9,690.00)	(\$8,415.00)	15.15%
MAQ0854AU3	Charter Hall Direct Industrial No4	(\$16,026.22)	(\$11,326.85)	41.49%
MAQ5880AU7	Charter Hall Direct PFA Fund	(\$33,251.27)	(\$17,463.59)	90.4%
<b>TOTAL</b>		<b>CY Balance</b>	<b>LY Balance</b>	
		(\$101,643.39)	(\$78,426.64)	

## Supporting Documents

- Distribution Reconciliation Report [Report](#)
- Distribution\_Charter Hall.pdf

## Standard Checklist

- Attach a copy of all Tax Statements
- Attach a copy of Distribution Reconciliation Report
- Ensure all Distributions have been reviewed on [Distribution Tax Automation](#)

**THERESA AND MICHAEL ROTH SUPERANUATION FUND**  
**Distribution Reconciliation Report**

For The Period 01 July 2021 - 30 June 2022

Date	Payment Received	Non Primary Production Income (A) * <sub>1</sub>			Distributed Capital Gains (B) * <sub>2</sub>				Foreign Income * <sub>3</sub>		Non-Assessable			Taxable Income	
		Franked	Unfranked	Interest/ Other	Franking Credits	Discounted (After Discount)	Rate * <sub>5</sub>	CGT Concession	Indexed	Other	Foreign Income	Foreign Credits	Tax Exempt		Tax Free
<b>Managed Investments (Australian)</b>															
MAQ0815AU Charter Hall Direct Industrial 2															
15/10/2021	2,397.00						S							0.00	
17/01/2022	2,397.00						S							0.00	
01/02/2022	23,766.00						S							0.00	
14/04/2022	2,333.25						S							0.00	
30/06/2022	2,333.25						S							0.00	
30/06/2022	0.00			7,236.82		4,517.48	I	4,517.48						16,954.72	11,754.30
	33,226.50			7,236.82		4,517.48		4,517.48						16,954.72	11,754.30
	<i>Net Cash Distribution:</i>		33,226.50												
MAQ0842AU Charter Hall Direct Office Fund															
15/10/2021	2,362.35						S							0.00	
17/01/2022	2,362.35						S							0.00	
14/04/2022	2,362.35						S							0.00	
30/06/2022	2,362.35						S							0.00	
30/06/2022	0.00			4,132.72		90.96	I	90.96	146.44					4,988.32	4,370.12
	9,449.40			4,132.72		90.96		90.96	146.44					4,988.32	4,370.12
	<i>Net Cash Distribution:</i>		9,449.40												
MAQ0844AU Charter Hall Direct Ind Fd No.3															
05/12/2022	12:36:47														

**THERESA AND MICHAEL ROTH SUPERANUATION FUND**  
**Distribution Reconciliation Report**

For The Period 01 July 2021 - 30 June 2022

Date	Payment Received	Non Primary Production Income (A) * <sub>1</sub>			Distributed Capital Gains (B) * <sub>2</sub>				Foreign Income * <sub>3</sub>		Non-Assessable			Taxable Income	
		Franked	Unfranked	Interest/ Other	Franking Credits	Discounted (After Discount)	Rate * <sub>5</sub>	CGT Concession	Indexed	Other	Foreign Income	Foreign Credits	Tax Exempt		Tax Free
15/10/2021	2,422.50						S							0.00	
17/01/2022	2,422.50						S							0.00	
14/04/2022	2,422.50						S							0.00	
30/06/2022	2,422.50						S							0.00	
30/06/2022	0.00						I							9,690.00	
	9,690.00													9,690.00	
	<i>Net Cash Distribution:</i>	9,690.00													
MAQ0854AU Charter Hall Direct Industrial No4															
15/10/2021	3,452.04						S							0.00	
17/01/2022	4,018.84						S							0.00	
14/04/2022	4,277.67						S							0.00	
30/06/2022	4,277.67						S							0.00	
30/06/2022	0.00						I							16,026.22	
	16,026.22													16,026.22	
	<i>Net Cash Distribution:</i>	16,026.22													
MAQ5880AU Charter Hall Direct PFA Fund															
16/08/2021	2,321.01						S							0.00	
15/09/2021	2,433.25						S							0.00	
15/10/2021	2,433.25						S							0.00	

**THERESA AND MICHAEL ROTH SUPERANUATION FUND**  
**Distribution Reconciliation Report**

For The Period 01 July 2021 - 30 June 2022

Date	Payment Received	Non Primary Production Income (A) * <sub>1</sub>				Distributed Capital Gains (B) * <sub>2</sub>				Foreign Income * <sub>3</sub>		Non-Assessable			Taxable Income		
		Franked	Unfranked	Interest/ Other	Franking Credits	Discounted (After Discount)	Rate * <sub>5</sub>	CGT Concession	Indexed	Other	Foreign Income	Foreign Credits	Tax Exempt	Tax Free		Tax Deferred / AMIT * <sub>6</sub>	
15/11/2021	2,433.25							S							0.00		
15/12/2021	2,433.25							S							0.00		
17/01/2022	2,659.58							S							0.00		
15/02/2022	3,054.65							S							0.00		
15/03/2022	3,054.65							S							0.00		
14/04/2022	3,054.65							S							0.00		
13/05/2022	3,054.65							S							0.00		
15/06/2022	3,159.54							S							0.00		
30/06/2022	3,159.54							S							0.00		
30/06/2022	0.00			1,940.10		3,774.74	I		3,774.74							23,761.69	5,714.84
	33,251.27			1,940.10		3,774.74			3,774.74							23,761.69	5,714.84
<i>Net Cash Distribution:</i>		33,251.27															
	<b>101,643.39</b>			<b>13,309.64</b>		<b>8,383.18</b>			<b>8,383.18</b>		<b>146.44</b>					<b>71,420.95</b>	<b>21,839.26</b>

# HERESA AND MICHAEL ROTH SUPERANUATION FUND

## Distribution Reconciliation Report

For The Period 01 July 2021 - 30 June 2022

Date	Non Primary Production Income (A) * <sub>1</sub>				Distributed Capital Gains (B) * <sub>2</sub>				Foreign Income * <sub>3</sub>			Non-Assessable				
	Payment Received	Franked	Unfranked	Interest/ Other	Franking Credits	Discounted (After Discount)	Rate * <sub>5</sub>	CGT Concession	Indexed	Other	Foreign Income	Foreign Credits	Tax Exempt	Tax Free	Tax Deferred / AMIT * <sub>6</sub>	Taxable Income
<b>TOTAL</b>	101,643.39			13,309.64		8,383.18		8,383.18		146.44					71,420.95	21,839.26

### Total Distributed Gains

Discount Rate	Discounted	Gross
Superfund 1/3	0.00	0.00
Individual 50%(I)	8,383.18	16,912.80
<b>Total</b>	<b>8,383.18</b>	<b>16,912.80</b>

### \*<sub>1</sub> Summary of Non Primary Production Income (A)

Tax Label	Franked	Unfranked	Interest/Other	Less Other Deduction	Income Before Credits * <sub>7</sub>	Franking Credits	Total Including Credits
11M Gross trust distributions			13,309.64		13,309.64		13,309.64

\*<sub>2</sub> Forms part of the Net Capital Gains calculation for Tax Label 11A.

\*<sub>3</sub> Forms part of the Foreign Credits calculation for Tax Label 11D, D1, 13C1.

\*<sub>4</sub> Taxable Income is designed to match Tax Statement provided by Fund Manager.

Taxable Income in the SMSF Annual Return will be different due to application of Capital Losses in Net Capital Gain calculation and application of different discount method.

\*<sub>5</sub> This is the discount rate selected for the transaction. "S" being Super Funds at 1/3 and "I" being Individual at 50%.

\*<sub>6</sub> AMIT cost base net increase is reflected as negative amount i.e. negative tax deferred and AMIT cost base net decrease is reflected as positive amount i.e. positive tax deferred.

\*<sub>7</sub> Sum of Income Before Credits reconciles with Taxable Trust Distributions in Statement of Taxable Income.

^ Variance between Payment Received and Net Cash Distribution.



MRS THERESA ELLEN ROTH &  
 MR MICHAEL ROTH  
 <THERESA & MICHAEL ROTH SF AC>  
 2/31 EPACRIS AVENUE  
 CARINGBAH SOUTH NSW 2229

## Charter Hall Direct PFA Fund - Ordinary Units

**Investor Number:** 0009157476

**Investor Name:** MRS THERESA ELLEN ROTH & MR MICHAEL ROTH

### Attribution Managed Investment Trust Member Annual Statement for the year ended 30 June 2022

This statement assumes that you are an Australian resident individual unitholder. We recommend that if this is not applicable, or your situation is unusual or complex, that you seek professional advice.

#### Summary of 2022 Tax Return (supplementary section) Items

Tax Return (supplementary section)	Amount (\$)¹	Tax Return Label
Share of non-primary production (NPP) income	1,940.10	13U
NPP income - Franked distributions from trusts	0.00	13C
Other deductions relating to NPP distributions	0.00	13Y
Share of franking credit from franked dividends	0.00	13Q
Share of credit for TFN amounts withheld	0.00	13R
Share of credit for non-resident withholding amounts withheld	0.00	13A
Total current year capital gains	7,549.48	18H
Net capital gain	3,774.74	18A
Assessable foreign source income	0.00	20E
Other net foreign source income	0.00	20M
Foreign income tax offsets	0.00	20O
Australian Franking Credit from New Zealand Franking Company	0.00	20F

Please see reverse for detailed components of the distribution.

## Components of Distribution

	Cash Distribution (\$)	Tax Paid/Offsets (\$ (E))	Attribution Amount (\$)
<b>Australian Income</b>			
Dividends – Unfranked	0.00		0.00
Conduit Foreign Income	0.00		0.00
Interest	0.00		0.00
Other Income	1,555.12		1,555.12
Clean Building	384.98		384.98
NCMI – Non primary production	0.00		0.00
Excluded from NCMI – Non primary production	0.00		0.00
<b>Non-Primary Production Income (A)</b>	<b>1,940.10</b>		<b>1,940.10</b>
<b>Dividends: Franked amount (Franked Dist) (X)</b>	<b>0.00</b>	<b>0.00</b>	<b>0.00</b>
<b>Capital Gains</b>			
Discounted capital gain (TAP)	3,774.74	0.00	3,774.74
Discounted capital gain (NTAP)	0.00	0.00	0.00
Capital gains – Other method (TAP)	0.00	0.00	0.00
Capital gains – Other method (NTAP)	0.00	0.00	0.00
NCMI capital gains	0.00		
Excluded from NCMI capital gains	0.00		
<b>Net Capital Gain</b>	<b>3,774.74</b>	<b>0.00</b>	<b>3,774.74</b>
<b>AMIT CGT Gross up amount</b>			3,774.74
<b>Other capital gains distribution</b>	3,774.74		
<b>Total current year capital gains (C)</b>	<b>7,549.48</b>		<b>7,549.48</b>
<b>Foreign Income</b>			
Assessable foreign source income	0.00	0.00	0.00
Australian Franking Credit from NZ Company			
<b>Total foreign income (D)</b>	<b>0.00</b>	<b>0.00</b>	
<b>Cash Distribution Sub Total (A+X+C+D)</b>	<b>9,489.58</b>		
<b>Other Non-Assessable Amounts</b>			
Net exempted amounts	0.00		
Non-assessable non-exempt amounts (F)	0.00		
Other non-attributable amounts	23,761.69		
<b>Gross Cash Distribution (G)</b>	<b>33,251.27</b>		
<b>Attribution Managed Investment Trust (AMIT)</b>			
<b>Cost base adjustments</b>		<b>Amounts (\$)</b>	
AMIT cost base net amount – excess (decrease)	23,761.69		
AMIT cost base net amount – shortfall (increase)	0.00		
<b>Other amounts deducted from trust distributions</b>		<b>Amounts (\$)</b>	
Less: TFN amounts withheld	0.00		
Less: Non-resident withholding tax	0.00		
Less: Other expenses	0.00		
<b>Net Cash Distribution</b>	<b>33,251.27</b>		

**Notes:**

*All amounts are in Australian dollars and withholding tax has been deducted where applicable. Charter Hall has prepared a Tax Guide to assist you in completing your 2022 Tax return. This guide can be found at [www.charterhall.com.au/taxationguide](http://www.charterhall.com.au/taxationguide).*

PLEASE RETAIN THIS STATEMENT FOR INCOME TAX PURPOSES

MRS THERESA ELLEN ROTH &  
 MR MICHAEL ROTH  
 <THERESA & MICHAEL ROTH SF AC>  
 2/31 EPACRIS AVENUE  
 CARINGBAH SOUTH NSW 2229

## Charter Hall Direct Office Fund (DOF) Wholesale A Units

**Investor Number:** 0009157476

**Investor Name:** MRS THERESA ELLEN ROTH & MR MICHAEL ROTH

### Attribution Managed Investment Trust Member Annual Statement for the year ended 30 June 2022

This statement assumes that you are an Australian resident individual unitholder. We recommend that if this is not applicable, or your situation is unusual or complex, that you seek professional advice.

#### Summary of 2022 Tax Return (supplementary section) Items

Tax Return (supplementary section)	Amount (\$)¹	Tax Return Label
Share of non-primary production (NPP) income	4,132.72	13U
NPP income - Franked distributions from trusts	0.00	13C
Other deductions relating to NPP distributions	0.00	13Y
Share of franking credit from franked dividends	0.00	13Q
Share of credit for TFN amounts withheld	0.00	13R
Share of credit for non-resident withholding amounts withheld	0.00	13A
Total current year capital gains	328.36	18H
Net capital gain	237.40	18A
Assessable foreign source income	0.00	20E
Other net foreign source income	0.00	20M
Foreign income tax offsets	0.00	20O
Australian Franking Credit from New Zealand Franking Company	0.00	20F

Please see reverse for detailed components of the distribution.

## Components of Distribution

	Cash Distribution (\$)	Tax Paid/Offsets (\$ (E))	Attribution Amount (\$)
<b>Australian Income</b>			
Dividends – Unfranked	0.00		0.00
Conduit Foreign Income	0.00		0.00
Interest	0.00		0.00
Other Income	3,378.40		3,378.40
Clean Building	754.32		754.32
NCMI – Non primary production	0.00		0.00
Excluded from NCMI – Non primary production	0.00		0.00
<b>Non-Primary Production Income (A)</b>	<b>4,132.72</b>		<b>4,132.72</b>
<b>Dividends: Franked amount (Franked Dist) (X)</b>	<b>0.00</b>	<b>0.00</b>	<b>0.00</b>
<b>Capital Gains</b>			
Discounted capital gain (TAP)	90.96	0.00	90.96
Discounted capital gain (NTAP)	0.00	0.00	0.00
Capital gains – Other method (TAP)	0.00	0.00	0.00
Capital gains – Other method (NTAP)	146.44	0.00	146.44
NCMI capital gains	0.00		
Excluded from NCMI capital gains	0.00		
<b>Net Capital Gain</b>	<b>237.40</b>	<b>0.00</b>	<b>237.40</b>
<b>AMIT CGT Gross up amount</b>			90.96
<b>Other capital gains distribution</b>	90.96		
<b>Total current year capital gains (C)</b>	<b>328.36</b>		<b>328.36</b>
<b>Foreign Income</b>			
Assessable foreign source income	0.00	0.00	0.00
Australian Franking Credit from NZ Company			
<b>Total foreign income (D)</b>	<b>0.00</b>	<b>0.00</b>	
<b>Cash Distribution Sub Total (A+X+C+D)</b>	<b>4,461.08</b>		
<b>Other Non-Assessable Amounts</b>			
Net exempted amounts	0.00		
Non-assessable non-exempt amounts (F)	0.00		
Other non-attributable amounts	4,988.32		
<b>Gross Cash Distribution (G)</b>	<b>9,449.40</b>		
<b>Attribution Managed Investment Trust (AMIT)</b>			
<b>Cost base adjustments</b>		<b>Amounts (\$)</b>	
AMIT cost base net amount – excess (decrease)	4,988.32		
AMIT cost base net amount – shortfall (increase)	0.00		
<b>Other amounts deducted from trust distributions</b>		<b>Amounts (\$)</b>	
Less: TFN amounts withheld	0.00		
Less: Non-resident withholding tax	0.00		
Less: Other expenses	0.00		
<b>Net Cash Distribution</b>	<b>9,449.40</b>		

**Notes:**

*All amounts are in Australian dollars and withholding tax has been deducted where applicable. Charter Hall has prepared a Tax Guide to assist you in completing your 2022 Tax return. This guide can be found at [www.charterhall.com.au/taxationguide](http://www.charterhall.com.au/taxationguide).*

PLEASE RETAIN THIS STATEMENT FOR INCOME TAX PURPOSES

MRS THERESA ELLEN ROTH &  
 MR MICHAEL ROTH  
 <THERESA & MICHAEL ROTH SF AC>  
 2/31 EPACRIS AVENUE  
 CARINGBAH SOUTH NSW 2229

## Charter Hall Direct Industrial Fund No. 2 - Ordinary

**Investor Number:** 0009157476

**Investor Name:** MRS THERESA ELLEN ROTH & MR MICHAEL ROTH

### Attribution Managed Investment Trust Member Annual Statement for the year ended 30 June 2022

This statement assumes that you are an Australian resident individual unitholder. We recommend that if this is not applicable, or your situation is unusual or complex, that you seek professional advice.

#### Summary of 2022 Tax Return (supplementary section) Items

Tax Return (supplementary section)	Amount (\$) <sup>1</sup>	Tax Return Label
Share of non-primary production (NPP) income	7,236.82	13U
NPP income - Franked distributions from trusts	0.00	13C
Other deductions relating to NPP distributions	0.00	13Y
Share of franking credit from franked dividends	0.00	13Q
Share of credit for TFN amounts withheld	0.00	13R
Share of credit for non-resident withholding amounts withheld	0.00	13A
Total current year capital gains	9,034.96	18H
Net capital gain	4,517.48	18A
Assessable foreign source income	0.00	20E
Other net foreign source income	0.00	20M
Foreign income tax offsets	0.00	20O
Australian Franking Credit from New Zealand Franking Company	0.00	20F

Please see reverse for detailed components of the distribution.

## Components of Distribution

	Cash Distribution (\$)	Tax Paid/Offsets (\$ (E))	Attribution Amount (\$)
<b>Australian Income</b>			0.00
Dividends – Unfranked	0.00		0.00
Conduit Foreign Income	0.00		0.00
Interest	0.00		0.00
Other Income	7,236.82		7,236.82
Clean Building	0.00		0.00
NCMI – Non primary production	0.00		0.00
Excluded from NCMI – Non primary production	0.00		0.00
<b>Non-Primary Production Income (A)</b>	<b>7,236.82</b>		<b>7,236.82</b>
<b>Dividends: Franked amount (Franked Dist) (X)</b>	<b>0.00</b>	<b>0.00</b>	<b>0.00</b>
<b>Capital Gains</b>			
Discounted capital gain (TAP)	4,517.48	0.00	4,517.48
Discounted capital gain (NTAP)	0.00	0.00	0.00
Capital gains – Other method (TAP)	0.00	0.00	0.00
Capital gains – Other method (NTAP)	0.00	0.00	0.00
NCMI capital gains	0.00		
Excluded from NCMI capital gains	0.00		
<b>Net Capital Gain</b>	<b>4,517.48</b>	<b>0.00</b>	<b>4,517.48</b>
<b>AMIT CGT Gross up amount</b>			4,517.48
<b>Other capital gains distribution</b>	4,517.48		
<b>Total current year capital gains (C)</b>	<b>9,034.96</b>		<b>9,034.96</b>
<b>Foreign Income</b>			
Assessable foreign source income	0.00	0.00	0.00
Australian Franking Credit from NZ Company			
<b>Total foreign income (D)</b>	<b>0.00</b>	<b>0.00</b>	
<b>Cash Distribution Sub Total (A+X+C+D)</b>	<b>16,271.78</b>		
<b>Other Non-Assessable Amounts</b>			
Net exempted amounts	0.00		
Non-assessable non-exempt amounts (F)	0.00		
Other non-attributable amounts	16,954.72		
<b>Gross Cash Distribution (G)</b>	<b>33,226.50</b>		
<b>Attribution Managed Investment Trust (AMIT)</b>	<b>Amounts (\$)</b>		
<b>cost base adjustments</b>			
AMIT cost base net amount – excess (decrease)	16,954.72		
AMIT cost base net amount – shortfall (increase)	0.00		
<b>Other amounts deducted from trust distributions</b>	<b>Amounts (\$)</b>		
Less: TFN amounts withheld	0.00		
Less: Non-resident withholding tax	0.00		
Less: Other expenses	0.00		
<b>Net Cash Distribution</b>	<b>33,226.50</b>		

**Notes:**

All amounts are in Australian dollars and withholding tax has been deducted where applicable.  
Charter Hall has prepared a Tax Guide to assist you in completing your 2022 Tax return. This guide can be found at [www.charterhall.com.au/taxationguide](http://www.charterhall.com.au/taxationguide).

PLEASE RETAIN THIS STATEMENT FOR INCOME TAX PURPOSES

Charter Hall Direct Property Management Limited  
 ACN 073 623 784  
 AFSL 226849  
 Level 20, No 1 Martin Place  
 Sydney NSW 2000  
 GPO Box 2704, Sydney NSW 2001  
 Registry 1300 137 895  
 F+61 2 9221 4655  
 Web: www.charterhall.com.au  
 Email: charterhall@boardroomlimited.com.au

MRS THERESA ELLEN ROTH &  
 MR MICHAEL ROTH  
 <THERESA & MICHAEL ROTH SF AC>  
 2/31 EPACRIS AVENUE  
 CARINGBAH SOUTH NSW 2229

## Charter Hall Direct Industrial Fund No. 3 - Wholesale

Investor Number: 0009157476

Investor Name: MRS THERESA ELLEN ROTH & MR MICHAEL ROTH

### Attribution Managed Investment Trust Member Annual Statement for the year ended 30 June 2022

This statement assumes that you are an Australian resident individual unitholder. We recommend that if this is not applicable, or your situation is unusual or complex, that you seek professional advice.

#### Summary of 2022 Tax Return (supplementary section) Items

Tax Return (supplementary section)	Amount (\$)¹	Tax Return Label
Share of non-primary production (NPP) income	0.00	13U
NPP income - Franked distributions from trusts	0.00	13C
Other deductions relating to NPP distributions	0.00	13Y
Share of franking credit from franked dividends	0.00	13Q
Share of credit for TFN amounts withheld	0.00	13R
Share of credit for non-resident withholding amounts withheld	0.00	13A
Total current year capital gains	0.00	18H
Net capital gain	0.00	18A
Assessable foreign source income	0.00	20E
Other net foreign source income	0.00	20M
Foreign income tax offsets	0.00	20O
Australian Franking Credit from New Zealand Franking Company	0.00	20F

Please see reverse for detailed components of the distribution.

## Components of Distribution

	Cash Distribution (\$)	Tax Paid/Offsets (\$ (E))	Attribution Amount (\$)
<b>Australian Income</b>			
Dividends – Unfranked	0.00		0.00
Conduit Foreign Income	0.00		0.00
Interest	0.00		0.00
Other Income	0.00		0.00
Clean Building	0.00		0.00
NCMI – Non primary production	0.00		0.00
Excluded from NCMI – Non primary production	0.00		0.00
<b>Non-Primary Production Income (A)</b>	<b>0.00</b>		<b>0.00</b>
<b>Dividends: Franked amount (Franked Dist) (X)</b>	<b>0.00</b>	<b>0.00</b>	<b>0.00</b>
<b>Capital Gains</b>			
Discounted capital gain (TAP)	0.00	0.00	0.00
Discounted capital gain (NTAP)	0.00	0.00	0.00
Capital gains – Other method (TAP)	0.00	0.00	0.00
Capital gains – Other method (NTAP)	0.00	0.00	0.00
NCMI capital gains	0.00		
Excluded from NCMI capital gains	0.00		
<b>Net Capital Gain</b>	<b>0.00</b>	<b>0.00</b>	<b>0.00</b>
<b>AMIT CGT Gross up amount</b>			0.00
<b>Other capital gains distribution</b>	0.00		
<b>Total current year capital gains (C)</b>	<b>0.00</b>		<b>0.00</b>
<b>Foreign Income</b>			
Assessable foreign source income	0.00	0.00	0.00
Australian Franking Credit from NZ Company			
<b>Total foreign income (D)</b>	<b>0.00</b>	<b>0.00</b>	
<b>Cash Distribution Sub Total (A+X+C+D)</b>	<b>0.00</b>		
<b>Other Non-Assessable Amounts</b>			
Net exempted amounts	0.00		
Non-assessable non-exempt amounts (F)	0.00		
Other non-attributable amounts	9,690.00		
<b>Gross Cash Distribution (G)</b>	<b>9,690.00</b>		
<b>Attribution Managed Investment Trust (AMIT)</b>			
<b>Cost base adjustments</b>		<b>Amounts (\$)</b>	
AMIT cost base net amount – excess (decrease)	9,690.00		
AMIT cost base net amount – shortfall (increase)	0.00		
<b>Other amounts deducted from trust distributions</b>		<b>Amounts (\$)</b>	
Less: TFN amounts withheld	0.00		
Less: Non-resident withholding tax	0.00		
Less: Other expenses	0.00		
<b>Net Cash Distribution</b>	<b>9,690.00</b>		

**Notes:**

<sup>1</sup> All amounts are in Australian dollars and withholding tax has been deducted where applicable. Charter Hall has prepared a Tax Guide to assist you in completing your 2022 Tax return. This guide can be found at [www.charterhall.com.au/taxationguide](http://www.charterhall.com.au/taxationguide).

PLEASE RETAIN THIS STATEMENT FOR INCOME TAX PURPOSES



MRS THERESA ELLEN ROTH &  
 MR MICHAEL ROTH  
 <THERESA & MICHAEL ROTH SF AC>  
 2/31 EPACRIS AVENUE  
 CARINGBAH SOUTH NSW 2229

## Charter Hall Direct Industrial Fund No. 4

**Investor Number:** 0009157476

**Investor Name:** MRS THERESA ELLEN ROTH & MR MICHAEL ROTH

### Attribution Managed Investment Trust Member Annual Statement for the year ended 30 June 2022

This statement assumes that you are an Australian resident individual unitholder. We recommend that if this is not applicable, or your situation is unusual or complex, that you seek professional advice.

#### Summary of 2022 Tax Return (supplementary section) Items

Tax Return (supplementary section)	Amount (\$) <sup>1</sup>	Tax Return Label
Share of non-primary production (NPP) income	0.00	13U
NPP income - Franked distributions from trusts	0.00	13C
Other deductions relating to NPP distributions	0.00	13Y
Share of franking credit from franked dividends	0.00	13Q
Share of credit for TFN amounts withheld	0.00	13R
Share of credit for non-resident withholding amounts withheld	0.00	13A
Total current year capital gains	0.00	18H
Net capital gain	0.00	18A
Assessable foreign source income	0.00	20E
Other net foreign source income	0.00	20M
Foreign income tax offsets	0.00	20O
Australian Franking Credit from New Zealand Franking Company	0.00	20F

Please see reverse for detailed components of the distribution.

## Components of Distribution

	Cash Distribution (\$)	Tax Paid/Offsets (\$ (E))	Attribution Amount (\$)
<b>Australian Income</b>			
Dividends – Unfranked	0.00		0.00
Conduit Foreign Income	0.00		0.00
Interest	0.00		0.00
Other Income	0.00		0.00
Clean Building	0.00		0.00
NCMI – Non primary production	0.00		0.00
Excluded from NCMI – Non primary production	0.00		0.00
<b>Non-Primary Production Income (A)</b>	<b>0.00</b>		<b>0.00</b>
<b>Dividends: Franked amount (Franked Dist) (X)</b>	<b>0.00</b>	<b>0.00</b>	<b>0.00</b>
<b>Capital Gains</b>			
Discounted capital gain (TAP)	0.00	0.00	0.00
Discounted capital gain (NTAP)	0.00	0.00	0.00
Capital gains – Other method (TAP)	0.00	0.00	0.00
Capital gains – Other method (NTAP)	0.00	0.00	0.00
NCMI capital gains	0.00		
Excluded from NCMI capital gains	0.00		
<b>Net Capital Gain</b>	<b>0.00</b>	<b>0.00</b>	<b>0.00</b>
<b>AMIT CGT Gross up amount</b>			0.00
<b>Other capital gains distribution</b>	0.00		
<b>Total current year capital gains (C)</b>	<b>0.00</b>		<b>0.00</b>
<b>Foreign Income</b>			
Assessable foreign source income	0.00	0.00	0.00
Australian Franking Credit from NZ Company			
<b>Total foreign income (D)</b>	<b>0.00</b>	<b>0.00</b>	
<b>Cash Distribution Sub Total (A+X+C+D)</b>	<b>0.00</b>		
<b>Other Non-Assessable Amounts</b>			
Net exempted amounts	0.00		
Non-assessable non-exempt amounts (F)	0.00		
Other non-attributable amounts	16,026.22		
<b>Gross Cash Distribution (G)</b>	<b>16,026.22</b>		
<b>Attribution Managed Investment Trust (AMIT)</b>			
<b>cost base adjustments</b>		<b>Amounts (\$)</b>	
AMIT cost base net amount – excess (decrease)	16,026.22		
AMIT cost base net amount – shortfall (increase)	0.00		
<b>Other amounts deducted from trust distributions</b>		<b>Amounts (\$)</b>	
Less: TFN amounts withheld	0.00		
Less: Non-resident withholding tax	0.00		
Less: Other expenses	0.00		
<b>Net Cash Distribution</b>	<b>16,026.22</b>		

**Notes:**

*All amounts are in Australian dollars and withholding tax has been deducted where applicable. Charter Hall has prepared a Tax Guide to assist you in completing your 2022 Tax return. This guide can be found at [www.charterhall.com.au/taxationguide](http://www.charterhall.com.au/taxationguide).*

PLEASE RETAIN THIS STATEMENT FOR INCOME TAX PURPOSES

# 23900 - Dividends Received

2022 Financial Year

Preparer Louise Montiel

Reviewer Steven Lee

Status Completed

Account Code	Description	CY Balance	LY Balance	Change
BHP.AX	BHP Group Limited	(\$12,183.15)	(\$2,479.09)	391.44%
MYR.AX	Myer Holdings Limited	(\$150.00)		100%
NAB.AX	National Australia Bank Limited	(\$1,270.00)	(\$600.00)	111.67%
SUN.AX	Suncorp Group Limited	(\$1,378.82)	(\$699.12)	97.22%
TLS.AX	Telstra Corporation Limited.	(\$3,200.00)	(\$3,200.00)	0%
<b>TOTAL</b>		<b>CY Balance</b>	<b>LY Balance</b>	
		(\$18,181.97)	(\$6,978.21)	

## Supporting Documents

- Investment Income Comparison Report [Report](#)
- Dividend Reconciliation Report [Report](#)
- Dividends.pdf
- BHP\_Payment\_Advice\_2022\_06\_01.pdf [BHP.AX](#)

## Standard Checklist

- Attach copies of all dividend statements
- Attach copy of Dividend Reconciliation Report
- Attach copy of Investment Income Comparison Report

**THERESA AND MICHAEL ROTH SUPERANUATION FUND**  
**Dividend Reconciliation Report**

For The Period 01 July 2021 - 30 June 2022

Date	Net Payment Received	Australian Income			Foreign Income			Withheld		
		Unfranked	Franked	Franking Credits	Foreign Income	Foreign Credits	NZ Credits	TFN Withheld	Non-Resident	LIC Deduction
<b>Shares in Listed Companies (Australian)</b>										
BHP.AX BHP Group Limited										
21/09/2021	3,258.32	0.00	3,258.32	1,396.42						
28/03/2022	2,496.67	0.00	2,496.67	1,070.00						
01/06/2022	6,428.16	0.00	6,428.16	2,754.93						
	12,183.15	0.00	12,183.15	5,221.35						
MYR.AX Myer Holdings Limited										
12/05/2022	150.00	0.00	150.00	64.29						
	150.00	0.00	150.00	64.29						
NAB.AX National Australia Bank Limited										
02/07/2021	600.00	0.00	600.00	257.14						
15/12/2021	670.00	0.00	670.00	287.14						
	1,270.00	0.00	1,270.00	544.28						
SUN.AX Suncorp Group Limited										
22/09/2021	932.16	0.00	932.16	399.50						
01/04/2022	446.66	0.00	446.66	191.43						
	1,378.82	0.00	1,378.82	590.93						

**THERESA AND MICHAEL ROTH SUPERANUATION FUND**  
**Dividend Reconciliation Report**

For The Period 01 July 2021 - 30 June 2022

Date	Net Payment Received	Australian Income			Foreign Income			Withheld		
		Unfranked	Franked	Franking Credits	Foreign Income	Foreign Credits	NZ Credits	TFN Withheld	Non-Resident	LIC Deduction
TLS.AX Telstra Corporation Limited.										
23/09/2021	1,600.00	0.00	1,600.00	685.71						
01/04/2022	1,600.00	0.00	1,600.00	685.71						
	3,200.00	0.00	3,200.00	1,371.42						
	<b>18,181.97</b>	<b>0.00</b>	<b>18,181.97</b>	<b>7,792.27</b>						
<b>TOTAL</b>	<b>18,181.97</b>	<b>0.00</b>	<b>18,181.97</b>	<b>7,792.27</b>						

**Tax Return Reconciliation**

	Totals	Tax Return Label
Unfranked	0.00	J
Franked Dividends	18,181.97	K
Franking Credits	7,792.27	L

**THERESA AND MICHAEL ROTH SUPERANUATION FUND**  
**Investment Income Comparison Report**

As at 30 June 2022

Investment	Ledger Data			ASX & UUT Data							
	Transaction Date	Income Amount	Franking Credit	Date Payable	Ex Div/Dist Date	Units On Hand	45 Day Qualified	Amount per share/unit	Estimated Income	Estimated Franking*	
<b>Reconciled</b>											
<b>Shares in Listed Companies (Australian)</b>											
MYR.AX	Myer Holdings Limited	12/05/2022	150.00	64.29	12/05/2022	23/03/2022	10,000.00	10,000.00	0.0150	150.00	64.29
NAB.AX	National Australia Bank Limited	02/07/2021	600.00	257.14	02/07/2021	13/05/2021	1,000.00	1,000.00	0.6000	600.00	257.14
NAB.AX	National Australia Bank Limited	15/12/2021	670.00	287.14	15/12/2021	15/11/2021	1,000.00	1,000.00	0.6700	670.00	287.14
SUN.AX	Suncorp Group Limited	22/09/2021	932.16	399.50	22/09/2021	13/08/2021	1,942.00	1,942.00	0.4800	932.16	399.50
SUN.AX	Suncorp Group Limited	01/04/2022	446.66	191.43	01/04/2022	14/02/2022	1,942.00	1,942.00	0.2300	446.66	191.43
TLS.AX	Telstra Corporation Limited.	23/09/2021	1,600.00	685.71	23/09/2021	25/08/2021	20,000.00	20,000.00	0.0800	1,600.00	685.71
TLS.AX	Telstra Corporation Limited.	01/04/2022	1,600.00	685.71	01/04/2022	02/03/2022	20,000.00	20,000.00	0.0800	1,600.00	685.71
			<b>5,998.82</b>	<b>2,570.92</b>				<b>2,1550</b>	<b>5,998.82</b>	<b>2,570.92</b>	
<b>Managed Investments (Australian)</b>											
MAQ0815AU	Charter Hall Direct Industrial 2	15/10/2021	2,397.00		15/10/2021	30/09/2021	102,000.00	102,000.00	0.0235	2,397.00	
MAQ0815AU	Charter Hall Direct Industrial 2				31/12/2021	31/12/2021	102,000.00	102,000.00	0.0235	2,397.00	
MAQ0815AU	Charter Hall Direct Industrial 2	17/01/2022	2,397.00								
MAQ0815AU	Charter Hall Direct Industrial 2	01/02/2022	23,766.00		01/02/2022	01/02/2022	102,000.00	102,000.00	0.2330	23,766.00	
MAQ0815AU	Charter Hall Direct Industrial 2	14/04/2022	2,333.25		14/04/2022	31/03/2022	102,000.00	102,000.00	0.0229	2,333.25	
MAQ0815AU	Charter Hall Direct Industrial 2	30/06/2022	2,333.25	0.00							
MAQ0815AU	Charter Hall Direct Industrial 2				15/07/2022	30/06/2022	102,000.00	102,000.00	0.0229	2,333.25	
MAQ0842AU	Charter Hall Direct Office Fund	15/10/2021	2,362.35		15/10/2021	30/09/2021	102,155.48	102,155.48	0.0231	2,362.35	
MAQ0842AU	Charter Hall Direct Office Fund				31/12/2021	31/12/2021	102,155.48	102,155.48	0.0231	2,362.35	
MAQ0842AU	Charter Hall Direct Office Fund	17/01/2022	2,362.35								

**THERESA AND MICHAEL ROTH SUPERANUATION FUND**  
**Investment Income Comparison Report**

As at 30 June 2022

Investment	Ledger Data			ASX & UUT Data						
	Transaction Date	Income Amount	Franking Credit	Date Payable	Ex Div/Dist Date	Units On Hand	45 Day Qualified	Amount per share/unit	Estimated Income	Estimated Franking*
MAQ0842AU	Charter Hall Direct Office Fund	14/04/2022	2,362.35		14/04/2022	31/03/2022	102,155.48	102,155.48	0.0231	2,362.35
MAQ0842AU	Charter Hall Direct Office Fund	30/06/2022	2,362.35	0.00						
MAQ0842AU	Charter Hall Direct Office Fund				15/07/2022	30/06/2022	102,155.48	102,155.48	0.0231	2,362.35
MAQ0844AU	Charter Hall Direct Ind Fd No.3	15/10/2021	2,422.50		15/10/2021	30/09/2021	102,000.00	102,000.00	0.0238	2,422.50
MAQ0844AU	Charter Hall Direct Ind Fd No.3				31/12/2021	31/12/2021	102,000.00	102,000.00	0.0238	2,422.50
MAQ0844AU	Charter Hall Direct Ind Fd No.3	17/01/2022	2,422.50							
MAQ0844AU	Charter Hall Direct Ind Fd No.3	14/04/2022	2,422.50		14/04/2022	31/03/2022	102,000.00	102,000.00	0.0238	2,422.50
MAQ0844AU	Charter Hall Direct Ind Fd No.3	30/06/2022	2,422.50	0.00						
MAQ0844AU	Charter Hall Direct Ind Fd No.3				15/07/2022	30/06/2022	102,000.00	102,000.00	0.0238	2,422.50
MAQ0854AU	Charter Hall Direct Industrial No4	15/10/2021	3,452.04		15/10/2021	30/09/2021	204,565.15	204,565.15	0.0169	3,452.04
MAQ0854AU	Charter Hall Direct Industrial No4				31/12/2021	31/12/2021	238,153.19	238,153.19	0.0169	4,018.84
MAQ0854AU	Charter Hall Direct Industrial No4	17/01/2022	4,018.84							
MAQ0854AU	Charter Hall Direct Industrial No4	14/04/2022	4,277.67		14/04/2022	31/03/2022	253,491.79	253,491.79	0.0169	4,277.67
MAQ0854AU	Charter Hall Direct Industrial No4	30/06/2022	4,277.67	0.00						
MAQ0854AU	Charter Hall Direct Industrial No4				15/07/2022	30/06/2022	253,491.79	253,491.79	0.0169	4,277.67
MAQ5880AU	Charter Hall Direct PFA Fund				31/07/2021	31/07/2021	371,361.78	371,361.78	0.0062	2,321.01
MAQ5880AU	Charter Hall Direct PFA Fund	16/08/2021	2,321.01							
MAQ5880AU	Charter Hall Direct PFA Fund	15/09/2021	2,433.25		15/09/2021	31/08/2021	389,319.93	389,319.93	0.0062	2,433.25
MAQ5880AU	Charter Hall Direct PFA Fund	15/10/2021	2,433.25		15/10/2021	30/09/2021	389,319.93	389,319.93	0.0062	2,433.25
MAQ5880AU	Charter Hall Direct PFA Fund				31/10/2021	31/10/2021	389,319.93	389,319.93	0.0062	2,433.25
MAQ5880AU	Charter Hall Direct PFA Fund	15/11/2021	2,433.25							

# HERESA AND MICHAEL ROTH SUPERANUATION FUND

## Investment Income Comparison Report

As at 30 June 2022

Investment	Ledger Data			ASX & UUT Data						
	Transaction Date	Income Amount	Franking Credit	Date Payable	Ex Div/Dist Date	Units On Hand	45 Day Qualified	Amount per share/unit	Estimated Income	Estimated Franking*
MAQ5880AU	Charter Hall Direct PFA Fund			30/11/2021	30/11/2021	389,319.93	389,319.93	0.0062	2,433.25	
MAQ5880AU	Charter Hall Direct PFA Fund	15/12/2021	2,433.25							
MAQ5880AU	Charter Hall Direct PFA Fund			31/12/2021	31/12/2021	425,532.14	425,532.14	0.0062	2,659.58	
MAQ5880AU	Charter Hall Direct PFA Fund	17/01/2022	2,659.58							
MAQ5880AU	Charter Hall Direct PFA Fund			31/01/2022	31/01/2022	488,743.26	488,743.26	0.0062	3,054.65	
MAQ5880AU	Charter Hall Direct PFA Fund	15/02/2022	3,054.65							
MAQ5880AU	Charter Hall Direct PFA Fund	15/03/2022	3,054.65	15/03/2022	28/02/2022	488,743.26	488,743.26	0.0062	3,054.65	
MAQ5880AU	Charter Hall Direct PFA Fund	14/04/2022	3,054.65	14/04/2022	31/03/2022	488,743.26	488,743.26	0.0062	3,054.65	
MAQ5880AU	Charter Hall Direct PFA Fund	13/05/2022	3,054.65	13/05/2022	30/04/2022	488,743.26	488,743.26	0.0062	3,054.65	
MAQ5880AU	Charter Hall Direct PFA Fund	15/06/2022	3,159.54	10/06/2022	31/05/2022	505,526.01	505,526.01	0.0062	3,159.54	
MAQ5880AU	Charter Hall Direct PFA Fund	30/06/2022	3,159.54							0.00
MAQ5880AU	Charter Hall Direct PFA Fund	15/07/2022		15/07/2022	30/06/2022	505,526.01	505,526.01	0.0062	3,159.54	
			<b>101,643.39</b>					<b>0.6558</b>	<b>101,643.34</b>	

### Unreconciled

#### Shares in Listed Companies (Australian)

BHP.AX	BHP Group Limited	21/09/2021	3,258.32	1,396.42	21/09/2021	02/09/2021	1,200.00	1,200.00	2.7153	3,258.32	1,396.42
BHP.AX	BHP Group Limited	28/03/2022	2,496.67	1,070.00	28/03/2022	24/02/2022	1,200.00	1,200.00	2.0806	2,496.67	1,070.00
BHP.AX	BHP Group Limited	01/06/2022	6,428.16	2,754.93							
			<b>12,183.15</b>	<b>5,221.35</b>					<b>4.7958</b>	<b>5,754.99</b>	<b>2,466.42</b>



<b>119,825.36</b>	<b>7,792.27</b>	<b>7.6066</b>	<b>113,397.16</b>	<b>5,037.34</b>
-------------------	-----------------	---------------	-------------------	-----------------

\*Franking credit is estimated using 45 day qualified units. The estimation might not be accurate for preference shares and hedging arrangements.



BHP Group Limited  
ABN 49 004 028 077

046000 000 BHP



MRS THERESA ELLEN ROTH &  
MR MICHAEL ROTH  
<T & M ROTH SUPER FUND A/C>  
VILLA 2 31 EPACRIS AVE  
CARINGBAH SOUTH NSW 2229

### Update Your Details:



[www.computershare.com.au/investor](http://www.computershare.com.au/investor)



(within Australia) 1300 656 780  
(outside Australia) +61 3 9415 4020



Computershare Investor Services Pty Limited  
GPO Box 2975 Melbourne  
Victoria 3001 Australia

### Your Shareholding

SHARE CLASS	HOLDER NUMBER
Ordinary Shares	HIN WITHHELD
TFN/ABN STATUS	DIRECT CREDIT REF NO
Quoted	282719
RECORD DATE	PAYMENT DATE
25 February 2022	28 March 2022

You must keep this document for your tax records.

## BHP Group Limited Shares

### FY2022 Interim Dividend Payment - Dividend Statement & Direct Credit Advice

The statement below represents your interim dividend for the half year ended 31 December 2021. This dividend is paid at the rate of US\$1.50 (equivalent to A\$2.08055925) per share on your holding of fully paid ordinary shares, registered in your name and entitled to participate as at the record date. This dividend has been franked in Australia at a rate of 100% and the company tax rate used to determine the franking credit is 30%. All amounts are in Australian dollars, except where indicated.

Amount per Security	Number of Securities	Franked Amount	Unfranked Amount	Gross Payment
A\$2.08055925	1,200	A\$2,496.67	A\$0.00	A\$2,496.67
<b>Net Payment</b>				<b>A\$2,496.67</b>
Australian Franking Credit				A\$1,070.00


### Your Payment Instruction

ST GEORGE BANK LTD  
BSB: 112-879  
Account Number: XXXXXXXX80

**Amount Deposited**

**A\$2,496.67**

If payment cannot be made to the above instruction, you will be issued with a cheque in the same currency as the Amount Deposited.



BHP Group Limited  
ABN 49 004 028 077

### Update Your Details:



[www.computershare.com.au/investor](http://www.computershare.com.au/investor)



(within Australia) 1300 656 780  
(outside Australia) +61 3 9415 4020



Computershare Investor Services Pty Limited  
GPO Box 2975 Melbourne  
Victoria 3001 Australia

043594 000 BHP



MRS THERESA ELLEN ROTH &  
MR MICHAEL ROTH  
<T & M ROTH SUPER FUND A/C>  
VILLA 2 31 EPACRIS AVE  
CARINGBAH SOUTH NSW 2229

### Your Shareholding

SHARE CLASS	HOLDER NUMBER
Ordinary Shares	X 0038684256
TFN/ABN STATUS	DIRECT CREDIT REF NO
Quoted	983448
RECORD DATE	PAYMENT DATE
3 September 2021	21 September 2021

You must keep this document for your tax records.

## BHP Group Limited Shares

### 384th Dividend Payment - Dividend Statement & Direct Credit Advice

The statement below represents your final dividend for the year ended 30 June 2021. This dividend is paid at the rate of US\$2.00 (equivalent to A\$2.71527000) per share on your holding of fully paid ordinary shares, registered in your name and entitled to participate as at the record date. This dividend has been franked in Australia at a rate of 100% and the company tax rate used to determine the franking credit is 30%. All amounts are in Australian dollars, except where indicated.

Stefanie Wilkinson  
Group Company Secretary

Amount per Security	Number of Securities	Franked Amount	Unfranked Amount	Gross Payment
A\$2.71527000	1,200	A\$3,258.32	A\$0.00	A\$3,258.32
		<b>Net Payment</b>		<b>A\$3,258.32</b>
		Australian Franking Credit		A\$1,396.42

### Your Payment Instruction

ST GEORGE BANK LTD  
BSB: 112-879  
Account Number: 002879080

**Amount Deposited**

**A\$3,258.32**

If payment cannot be made to the above instruction, you will be issued a cheque in the same currency as the Amount Deposited.

# Payment Advice

# MYER

All Registry communications to:  
Myer Holdings Limited  
Locked Bag A14, Sydney South, NSW, 1235  
Telephone: 1300 820 260  
ASX Code: MYR  
Email: myer@linkmarketservices.com.au  
Website: [www.linkmarketservices.com.au](http://www.linkmarketservices.com.au)

## MYER HOLDINGS LIMITED

ABN: 14 119 085 602

MRS THERESA ELLEN ROTH & MR MICHAEL ROTH <T & M ROTH  
SUPER FUND A/C>  
VILLA 2 31 EPACRIS AVE  
CARINGBAH SOUTH NSW  
2229

## DIVIDEND STATEMENT

Reference No.: X\*\*\*\*\*4256  
Payment Date: 12 May 2022  
Record Date: 24 March 2022

Security Description	Dividend Rate per Share	Participating Shares	Unfranked Amount	Franked Amount	Total Payment	Franking Credit
MYR - FULLY PAID ORDINARY SHARES	\$0.015	10,000	\$0.00	\$150.00	\$150.00	\$64.29
						\$0.00
						AUD 150.00
						AUD 150.00

## BANKING INSTRUCTIONS

The amount of AUD 150.00 was deposited to the bank account detailed below:

NATIONAL AUSTRALIA BANK

THERESA AND MICHAEL ROTH SUPER F  
BSB: 082-991 ACC: \*\*\*\*\*9767

DIRECT CREDIT REFERENCE NO.: 1276599652

## FRANKING INFORMATION

Franked Rate per Share \$0.015  
Franking Percentage 100%  
Company Tax Rate 30%

The total amount together with the franking credit (if any) should be disclosed as assessable income in your Australian tax return.

Note: You may require this statement for taxation purposes. All investors should seek independent advice relevant to their own particular circumstances.

Please ensure your details are current by viewing and updating via the online service centre.



## 2021 Final Dividend Statement

038304 000 NAB



MRS THERESA ELLEN ROTH &  
MR MICHAEL ROTH  
<T & M ROTH SUPER FUND A/C>  
VILLA 2 31 EPACRIS AVE  
CARINGBAH SOUTH NSW 2229

### Contact our Share Registry

www.investorcentre.com/au

(in Australia) 1300 367 647  
(outside Australia) +61 3 9415 4299

### Holder Identification Number (HIN)

HIN WITHHELD

### Summary of key information

Payment Date 15 December 2021  
Record Date 16 November 2021  
TFN/ABN status Quoted  
ASX code NAB  
Direct Credit Reference No. 477619

## Final Dividend for the year ended 30 September 2021

The dividend is 100% franked at the relevant Australian Corporate Tax Rate of 30%.

Ordinary Shares	Dividend Rate per Share	Unfranked Amount	Franked Amount	Franking Credit	Dividend Summary
1,000	67 cents	\$0.00	\$670.00	\$287.14	1,000 shares x 67 cents = \$670.00

## Payment details

The cash dividend amount of \$670.00 has been credited to:

ST GEORGE BANK LTD  
BSB: 112-879 ACC: \*\*\*\*\*9080

## Tax information

### Australian resident shareholders

**Franked Amount:** This should be included in your assessable income.

**Franking Credit:** This may also need to be included in your assessable income. This amount may be available as a tax offset to reduce your income tax liability.

### New Zealand tax resident shareholders

New Zealand tax law requires us to notify shareholders that New Zealand imputation credits have been attached to this dividend at a rate of NZ\$0.01 per share. These credits are only relevant for shareholders required to file a New Zealand income tax return.

The aggregate of the dividend amount together with the attached New Zealand imputation credits is NZ\$703.92.

If you are unsure of the tax treatment of your dividend, please contact your accountant or taxation adviser.

**Dividend Amount \$670.00**



## 2021 Interim Dividend Statement

039233 000 NAB



MRS THERESA ELLEN ROTH &  
MR MICHAEL ROTH  
<T & M ROTH SUPER FUND A/C>  
VILLA 2 31 EPACRIS AVE  
CARINGBAH SOUTH NSW 2229

### Contact our Share Registry

[www.investorcentre.com/au](http://www.investorcentre.com/au)

(in Australia) 1300 367 647  
(outside Australia) +61 3 9415 4299

### Holder Identification Number (HIN)

X0038684256

### Summary of key information

Payment Date	2 July 2021
Record Date	14 May 2021
TFN/ABN status	Quoted
ASX code	NAB
Direct Credit Reference No.	982805

## Interim Dividend for the year ending 30 September 2021

The dividend is 100% franked at the relevant Australian Corporate Tax Rate of 30%.

Ordinary Shares	Dividend Rate per Share	Unfranked Amount	Franked Amount	Franking Credit	Dividend Summary	
1,000	60 cents	\$0.00	\$600.00	\$257.14	1,000 shares x 60 cents	= \$600.00

### Payment details

The cash dividend amount of \$600.00 has been credited to:

ST GEORGE BANK LTD  
BSB: 112-879 ACC: \*\*\*\*\*9080

### Tax information

Australian resident shareholders

**Franked Amount:** This should be included in your assessable income.

**Franking Credit:** This may also need to be included in your assessable income. This amount may be available as a tax offset to reduce your income tax liability.

If you are unsure of the tax treatment of your dividend, please contact your accountant or taxation adviser.

**Dividend Amount** **\$600.00**

# Payment Advice

# SUNCORP



## All Registry communications to:

C/- Link Market Services Limited  
Locked Bag A14, Sydney South, NSW, 1235  
Telephone: 1300 554 474  
ASX Code: **SUN**  
Email: [registrars@linkmarketservices.com.au](mailto:registrars@linkmarketservices.com.au)  
Website: [www.linkmarketservices.com.au](http://www.linkmarketservices.com.au)

## SUNCORP GROUP LIMITED

ABN: 66 145 290 124

MRS THERESA ELLEN ROTH & MR MICHAEL ROTH <T & M ROTH  
SUPER FUND A/C>  
VILLA 2 31 EPACRIS AVE  
CARINGBAH SOUTH NSW  
2229

## DIVIDEND STATEMENT

Reference No.: X\*\*\*\*\*4256  
Payment Date: 01 April 2022  
Record Date: 15 February 2022

Security Description	Dividend Rate per Share	Participating Shares	Unfranked Amount	Franked Amount	Total Payment	Franking Credit
SUN - ORDINARY SHARES	\$0.23	1,942	\$0.00	\$446.66	\$446.66	\$191.43
						\$0.00
						AUD 446.66
						AUD 446.66

Less Withholding Tax

**Net Amount**

Represented By:

Direct Credit amount

## BANKING INSTRUCTIONS

The amount of AUD 446.66 was deposited to the bank account detailed below:

ST. GEORGE BANK

MRS THERESA ELLEN ROTH & MR MICHAEL ROTH <T & M RO  
BSB: 112-879 ACC: \*\*\*\*\*9080

DIRECT CREDIT REFERENCE NO.: 1271653938

## FRANKING INFORMATION

Franked Rate per Share \$0.23  
Franking Percentage 100%  
Company Tax Rate 30%

The total amount together with the franking credit (if any) should be disclosed as assessable income in your Australian tax return.

**Note: You may require this statement for taxation purposes. All investors should seek independent advice relevant to their own particular circumstances.**

Please ensure your details are current by viewing and updating via the online service centre.

# Payment Advice

# SUNCORP



**All Registry communications to:**  
C/- Link Market Services Limited  
Locked Bag A14, Sydney South, NSW, 1235  
Telephone: 1300 554 474  
ASX Code: **SUN**  
Email: [registrars@linkmarketservices.com.au](mailto:registrars@linkmarketservices.com.au)  
Website: [www.linkmarketservices.com.au](http://www.linkmarketservices.com.au)

## SUNCORP GROUP LIMITED

ABN: 66 145 290 124

MRS THERESA ELLEN ROTH & MR MICHAEL ROTH <T & M ROTH  
SUPER FUND A/C>  
VILLA 2 31 EPACRIS AVE  
CARINGBAH SOUTH NSW  
2229

## DIVIDEND STATEMENT

Reference No.: X\*\*\*\*\*4256  
Payment Date: 22 September 2021  
Record Date: 16 August 2021

Security Description	Dividend Rate per Share	Participating Shares	Unfranked Amount	Franked Amount	Total Payment	Franking Credit
SUN - ORDINARY SHARES	\$0.48	1,942	\$0.00	\$932.16	\$932.16	\$399.50
						\$0.00
						Less Withholding Tax
						<b>Net Amount</b>
						Represented By:
						Direct Credit amount

## BANKING INSTRUCTIONS

The amount of AUD 932.16 was deposited to the bank account detailed below:

ST. GEORGE BANK

MRS THERESA ELLEN ROTH & MR MICHAEL ROTH <T & M RO  
BSB: 112-879 ACC: \*\*\*\*\*9080

DIRECT CREDIT REFERENCE NO.: 1262992935

## FRANKING INFORMATION

Franked Rate per Share	\$0.48
Franking Percentage	100%
Company Tax Rate	30%

The dividend consists of a 40 cent final dividend per ordinary fully paid share, and an 8 cent special dividend per ordinary fully paid share.


The total amount together with the franking credit (if any) should be disclosed as assessable income in your Australian tax return.

**Note: You may require this statement for taxation purposes. All investors should seek independent advice relevant to their own particular circumstances.**

Please ensure your details are current by viewing and updating via the online service centre.



# Payment Advice



**TELSTRA CORPORATION LIMITED**  
ABN: 33 051 776 556

MRS THERESA ELLEN ROTH & MR MICHAEL ROTH <T & M ROTH  
SUPER FUND A/C>  
VILLA 2 31 EPACRIS AVE  
CARINGBAH SOUTH NSW  
2229

**All Registry communications to:**  
TELSTRA CORPORATION LIMITED  
PO Box A942 SYDNEY SOUTH NSW 1234  
Telephone: 1300 88 66 77  
ASX Code: **TLS**  
Email: [telstra@linkmarketservices.com.au](mailto:telstra@linkmarketservices.com.au)  
Website: [www.linkmarketservices.com.au](http://www.linkmarketservices.com.au)

## DIVIDEND STATEMENT

Reference No.: X\*\*\*\*\*4256  
Payment Date: 01 April 2022  
Record Date: 03 March 2022

Security Description	Dividend Rate per Share	Participating Shares	Unfranked Amount	Franked Amount	Total Payment	Franking Credit
TLS - FULLY PAID ORDINARY SHARES	\$0.08	20,000	\$0.00	\$1,600.00	\$1,600.00	\$685.71
						\$0.00
						AUD 1,600.00
						AUD 1,600.00

Less Withholding Tax

**Net Amount**

Represented By:

Direct Credit amount

## BANKING INSTRUCTIONS

The amount of AUD 1,600.00 was deposited to the bank account detailed below:

ST. GEORGE BANK

MRS THERESA ELLEN ROTH & MR MICHAEL ROTH <T & M RO  
BSB: 112-879 ACC: \*\*\*\*\*9080

DIRECT CREDIT REFERENCE NO.: 1274663315

## FRANKING INFORMATION

Franked Rate per Share	\$0.08
Franking Percentage	100%
Company Tax Rate	30%


The interim dividend for the period ended 31 December 2021 is comprised of an interim ordinary dividend of 6 cents per share and an interim special dividend of 2 cents per share, both fully franked at the company tax rate of 30%.

The total amount together with the franking credit (if any) should be disclosed as assessable income in your Australian tax return.

**Note: You may require this statement for taxation purposes. All investors should seek independent advice relevant to their own particular circumstances.**

Please ensure your details are current by viewing and updating via the online service centre.

# Payment Advice



## TELSTRA CORPORATION LIMITED

ABN: 33 051 775 556

MRS THERESA ELLEN ROTH & MR MICHAEL ROTH <T & M ROTH  
SUPER FUND A/C>  
VILLA 2 31 EPACRIS AVE  
CARINGBAH SOUTH NSW  
2229

**All Registry communications to:**  
TELSTRA CORPORATION LIMITED  
PO Box A942 SYDNEY SOUTH NSW 1234  
Telephone: 1300 88 66 77  
ASX Code: **TLS**  
Email: [telstra@linkmarketservices.com.au](mailto:telstra@linkmarketservices.com.au)  
Website: [www.linkmarketservices.com.au](http://www.linkmarketservices.com.au)

## DIVIDEND STATEMENT

Reference No.: X\*\*\*\*\*4256  
Payment Date: 23 September 2021  
Record Date: 26 August 2021

Security Description	Dividend Rate per Share	Participating Shares	Unfranked Amount	Franked Amount	Total Payment	Franking Credit
TLS - FULLY PAID ORDINARY SHARES	\$0.08	20,000	\$0.00	\$1,600.00	\$1,600.00	\$685.71
						Less Withholding Tax
						\$0.00
						<b>Net Amount</b>
						AUD 1,600.00
						Represented By:
						Direct Credit amount
						AUD 1,600.00

## BANKING INSTRUCTIONS

The amount of AUD 1,600.00 was deposited to the bank account detailed below:

ST. GEORGE BANK

MRS THERESA ELLEN ROTH & MR MICHAEL ROTH <T & M RO  
BSB: 112-879 ACC: \*\*\*\*\*9080

DIRECT CREDIT REFERENCE NO.: 1264794163

## FRANKING INFORMATION

Franked Rate per Share	\$0.08
Franking Percentage	100%
Company Tax Rate	30%

The final dividend for the period ended 30 June 2021 is comprised of a final ordinary dividend of 5 cents per share and a final special dividend of 3 cents per share, both fully franked at the company tax rate of 30%.

The total amount together with the franking credit (if any) should be disclosed as assessable income in your Australian tax return.

**Note: You may require this statement for taxation purposes. All investors should seek independent advice relevant to their own particular circumstances.**

Please ensure your details are current by viewing and updating via the online service centre.



BHP Group Limited  
ABN 49 004 028 077

051770 000 BHP  
MRS THERESA ELLEN ROTH &  
MR MICHAEL ROTH  
<T & M ROTH SUPER FUND A/C>  
VILLA 2 31 EPACRIS AVE  
CARINGBAH SOUTH NSW 2229

## Update Your Details:



[www.computershare.com.au/investor](http://www.computershare.com.au/investor)



(within Australia) 1300 503 833  
(international) +61 3 9415 4188



Computershare Investor Services Pty Limited  
GPO Box 2975 Melbourne  
Victoria 3001 Australia

## Your Shareholding

SHARE CLASS	HOLDER NUMBER
Ordinary Shares	HIN WITHHELD
TFN/ABN STATUS	
Quoted	
RECORD DATE	IN SPECIE DIVIDEND DATE
26 May 2022	1 June 2022

You must keep this document for your tax records.

## BHP Group Limited

### In Specie Dividend Statement

On 1 June 2022, BHP Group Limited paid an in specie dividend of Woodside Energy Group Ltd shares (**Woodside shares**). The statement below represents the Woodside shares distributed to you or your entitlement to the Woodside shares (if you were a Selling Shareholder or an Ineligible Overseas Shareholder), based on the fully paid ordinary shares in BHP Group Limited registered in your name as at the Record Date. The value of the in specie dividend was based on the closing price of Woodside shares on 31 May 2022 (**Woodside closing price**). This dividend has been franked in Australia at a rate of 100% and the company tax rate used to determine the franking credit is 30%.

The in specie dividend is not a cash payment.

Woodside closing price	Entitlement to Woodside shares*	Franked Amount	Unfranked Amount	Value of in specie dividend
<b>A\$29.76</b>	<b>216</b>	<b>A\$6,428.16</b>	<b>A\$0.00</b>	<b>A\$6,428.16</b>
Australian Franking Credit				<b>A\$2,754.93</b>

\*BHP shareholders were entitled to receive one Woodside share for every 5.5340 BHP shares. BHP shareholders were entitled to a whole number of Woodside shares, with any entitlement to a fraction of a Woodside share that would have otherwise arisen being rounded down to the nearest whole number.

### Tax information

A general summary of relevant taxation implications, including the tax outcomes of the in specie dividend for BHP shareholders, is outlined in Appendix 1 of the BHP ASX announcement dated 8 April 2022 which can be located at [bhp.com/petroleum](http://bhp.com/petroleum).

As this summary is general in nature, this information does not take into account the individual circumstances of particular holders and does not constitute tax advice. It is intended as a general guide only and holders should seek independent taxation advice on the tax implications based on their own individual circumstances.

For US tax resident shareholders, the market value of the in specie dividend will need to be converted into US dollars. The exchange rate used by BHP to determine the quantum of the in-specie dividend in US\$ was AUD/USD 0.7187.

For UK tax resident shareholders, the market value of the in specie dividend will need to be converted into British Pounds in accordance with a method prescribed for UK tax purposes.

### Sale Facility

If you are a Selling Shareholder or an Ineligible Overseas Shareholder as at the Record Date, you will receive a separate statement for the sale proceeds payable to you as a result of the sale of the Woodside Shares that you were otherwise entitled to being sold under the Sale Facility.

# 24700 - Changes in Market Values of Investments

2022 Financial Year

Preparer Louise Montiel

Reviewer Steven Lee

Status Completed

Account Code	Description	CY Balance	LY Balance	Change
24700	Changes in Market Values of Investments	(\$12,679.32)	(\$268,756.66)	(95.28)%
<b>TOTAL</b>		<b>CY Balance</b>	<b>LY Balance</b>	
		(\$12,679.32)	(\$268,756.66)	

## Supporting Documents

- Market Movement [Report](#)
- Net Capital Gains Reconciliation [Report](#)
- Realised Capital Gain Report [Report](#)

## Standard Checklist

- Attach copies of Source Documentation (Contract Notes, Broker Statements, Chess Statements, Contracts of Sale, Managed Fund Statements etc)
- Attach copy of Market Movement report
- Attach copy of Net Capital Gains Reconciliation
- Attach copy of Realised Capital Gain Report
- Ensure all Asset Disposals have been entered
- Ensure all Market Values have been entered for June 30
- Ensure all Tax Deferred Distributions have been entered

**THERESA AND MICHAEL ROTH SUPERANUATION FUND**

**Market Movement Report**

As at 30 June 2022

Investment	Date	Description	Unrealised				Realised			Total
			Units	Accounting Cost Movement	Market Movement	Depreciation	Balance	Consideration	Accounting Cost Base	
BHP.AX - BHP Group Limited										
	01/07/2021	Opening Balance	1,200.00	0.00	0.00	0.00	58,284.00	0.00	0.00	0.00
	30/06/2022	Revaluation	0.00	0.00	(8,784.00)	0.00	49,500.00	0.00	0.00	0.00
	<b>30/06/2022</b>		<b>1,200.00</b>	<b>0.00</b>	<b>(8,784.00)</b>	<b>0.00</b>	<b>49,500.00</b>	<b>0.00</b>	<b>0.00</b>	<b>0.00</b>
MAQ0815AU7 - Charter Hall Direct Industrial 2										
	01/07/2021	Opening Balance	102,000.00	0.00	0.00	0.00	157,069.80	0.00	0.00	0.00
	30/06/2022	Revaluation	0.00	0.00	4,467.60	0.00	161,537.40	0.00	0.00	0.00
	<b>30/06/2022</b>		<b>102,000.00</b>	<b>0.00</b>	<b>4,467.60</b>	<b>0.00</b>	<b>161,537.40</b>	<b>0.00</b>	<b>0.00</b>	<b>0.00</b>
MAQ0842AU7 - Charter Hall Direct Office Fund										
	01/07/2021	Opening Balance	102,155.48	0.00	0.00	0.00	171,723.36	0.00	0.00	0.00
	30/06/2022	Revaluation	0.00	0.00	10,613.96	0.00	182,337.32	0.00	0.00	0.00
	<b>30/06/2022</b>		<b>102,155.48</b>	<b>0.00</b>	<b>10,613.96</b>	<b>0.00</b>	<b>182,337.32</b>	<b>0.00</b>	<b>0.00</b>	<b>0.00</b>
MAQ0844AU7 - Charter Hall Direct Ind Fd No.3										
	01/07/2021	Opening Balance	102,000.00	0.00	0.00	0.00	161,863.80	0.00	0.00	0.00
	30/06/2022	Revaluation	0.00	0.00	25,683.60	0.00	187,547.40	0.00	0.00	0.00
	<b>30/06/2022</b>		<b>102,000.00</b>	<b>0.00</b>	<b>25,683.60</b>	<b>0.00</b>	<b>187,547.40</b>	<b>0.00</b>	<b>0.00</b>	<b>0.00</b>
MAQ0854AU3 - Charter Hall Direct Industrial No4										
	01/07/2021	Opening Balance	183,813.10	0.00	0.00	0.00	220,134.56	0.00	0.00	0.00
	23/09/2021	Purchase	20,752.05	25,000.00	0.00	0.00	245,134.56	0.00	0.00	0.00
	19/10/2021	Purchase	33,588.04	40,000.00	0.00	0.00	285,134.56	0.00	0.00	0.00
	02/02/2022	Purchase	15,338.60	20,000.00	0.00	0.00	305,134.56	0.00	0.00	0.00
	30/06/2022	Revaluation	0.00	0.00	39,462.18	0.00	344,596.74	0.00	0.00	0.00
	<b>30/06/2022</b>		<b>253,491.79</b>	<b>85,000.00</b>	<b>39,462.18</b>	<b>0.00</b>	<b>344,596.74</b>	<b>0.00</b>	<b>0.00</b>	<b>0.00</b>
MAQ5880AU7 - Charter Hall Direct PFA Fund										
	01/07/2021	Opening Balance	326,486.53	0.00	0.00	0.00	363,738.64	0.00	0.00	0.00
	02/07/2021	Purchase	44,875.25	50,000.00	0.00	0.00	413,738.64	0.00	0.00	0.00
	17/08/2021	Purchase	17,958.16	20,000.00	0.00	0.00	433,738.64	0.00	0.00	0.00
	01/12/2021	Purchase	36,212.20	40,000.00	0.00	0.00	473,738.64	0.00	0.00	0.00
	20/01/2022	Purchase	63,211.13	75,000.00	0.00	0.00	548,738.64	0.00	0.00	0.00
	19/05/2022	Purchase	16,782.75	20,000.00	0.00	0.00	568,738.64	0.00	0.00	0.00
	30/06/2022	Revaluation	0.00	0.00	36,932.07	0.00	605,670.71	0.00	0.00	0.00
	<b>30/06/2022</b>		<b>505,526.01</b>	<b>205,000.00</b>	<b>36,932.07</b>	<b>0.00</b>	<b>605,670.71</b>	<b>0.00</b>	<b>0.00</b>	<b>0.00</b>

**THERESA AND MICHAEL ROTH SUPERANUATION FUND**

**Market Movement Report**

As at 30 June 2022

Investment	Date	Description	Unrealised				Realised			Total
			Units	Accounting Cost Movement	Market Movement	Depreciation	Balance	Consideration	Accounting Cost Base	
MYR.AX - Myer Holdings Limited										
	01/07/2021	Opening Balance	10,000.00	0.00	0.00	0.00	3,550.00	0.00	0.00	0.00
	30/06/2022	Revaluation	0.00	0.00	(300.00)	0.00	3,250.00	0.00	0.00	0.00
	<b>30/06/2022</b>		<b>10,000.00</b>	<b>0.00</b>	<b>(300.00)</b>	<b>0.00</b>	<b>3,250.00</b>	<b>0.00</b>	<b>0.00</b>	<b>0.00</b>
NAB.AX - National Australia Bank Limited										
	01/07/2021	Opening Balance	1,000.00	0.00	0.00	0.00	26,220.00	0.00	0.00	0.00
	30/06/2022	Revaluation	0.00	0.00	1,170.00	0.00	27,390.00	0.00	0.00	0.00
	<b>30/06/2022</b>		<b>1,000.00</b>	<b>0.00</b>	<b>1,170.00</b>	<b>0.00</b>	<b>27,390.00</b>	<b>0.00</b>	<b>0.00</b>	<b>0.00</b>
PEMEX - Petroleos Mexicanos 25.01.2031										
	09/07/2021	Purchase	1.00	51,788.90	0.00	0.00	51,788.90	0.00	0.00	0.00
	30/06/2022	Revaluation	0.00	0.00	(9,835.79)	0.00	41,953.11	0.00	0.00	0.00
	<b>30/06/2022</b>		<b>1.00</b>	<b>51,788.90</b>	<b>(9,835.79)</b>	<b>0.00</b>	<b>41,953.11</b>	<b>0.00</b>	<b>0.00</b>	<b>0.00</b>
SGKDROTHNextGen - Next Generation Clubs Australia Pty Ltd - 22 June 23										
	01/07/2021	Opening Balance	1.00	0.00	0.00	0.00	14,484.35	0.00	0.00	0.00
	30/06/2022	Revaluation	0.00	0.00	920.95	0.00	15,405.30	0.00	0.00	0.00
	<b>30/06/2022</b>		<b>1.00</b>	<b>0.00</b>	<b>920.95</b>	<b>0.00</b>	<b>15,405.30</b>	<b>0.00</b>	<b>0.00</b>	<b>0.00</b>
SHEMECOPTYLTDAU1 - Emeco Pty Ltd - Fixed Rate Bond MD 10-Jul-26										
	01/06/2022	Purchase	1.00	9,848.60	0.00	0.00	9,848.60	0.00	0.00	0.00
	30/06/2022	Revaluation	0.00	0.00	(33.10)	0.00	9,815.50	0.00	0.00	0.00
	<b>30/06/2022</b>		<b>1.00</b>	<b>9,848.60</b>	<b>(33.10)</b>	<b>0.00</b>	<b>9,815.50</b>	<b>0.00</b>	<b>0.00</b>	<b>0.00</b>
SHKDGMPFinancial - General Motors Financial Company - Fixed - 21 Feb 23										
	01/07/2021	Opening Balance	1.00	0.00	0.00	0.00	21,214.80	0.00	0.00	0.00
	11/04/2022	Disposal	(1.00)	(19,802.60)	0.00	0.00	1,412.20	19,802.60	19,802.60	0.00
	11/04/2022	Writeback	0.00	0.00	(1,412.20)	0.00	0.00	0.00	0.00	0.00
	<b>30/06/2022</b>		<b>0.00</b>	<b>(19,802.60)</b>	<b>(1,412.20)</b>	<b>0.00</b>	<b>0.00</b>	<b>19,802.60</b>	<b>19,802.60</b>	<b>0.00</b>
SHKDROTHANZ - ANZ Banking Group Ltd - Floating Rate - 30 Apr 67										
	01/07/2021	Opening Balance	1.00	0.00	0.00	0.00	12,580.13	0.00	0.00	0.00
	09/07/2021	Disposal	(1.00)	(10,368.08)	0.00	0.00	2,212.05	10,368.08	10,368.08	0.00
	09/07/2021	Writeback	0.00	0.00	(2,212.05)	0.00	0.00	0.00	0.00	0.00
	<b>30/06/2022</b>		<b>0.00</b>	<b>(10,368.08)</b>	<b>(2,212.05)</b>	<b>0.00</b>	<b>0.00</b>	<b>10,368.08</b>	<b>10,368.08</b>	<b>0.00</b>

**THERESA AND MICHAEL ROTH SUPERANUATION FUND**

**Market Movement Report**

As at 30 June 2022

Investment	Date	Description	Unrealised				Realised			Total
			Units	Accounting Cost Movement	Market Movement	Depreciation	Balance	Consideration	Accounting Cost Base	
SHKDROTHARMOUR - Armour Energy Ltd - Fixed - 29 Mar 24										
	01/07/2021	Opening Balance	1.00	0.00	0.00	0.00	22,689.77	0.00	0.00	0.00
	29/09/2021	Return Of Capital	0.00	(2,000.00)	0.00	0.00	20,689.77			
	30/12/2021	Return Of Capital	0.00	(2,000.00)	0.00	0.00	18,689.77			
	29/03/2022	Return Of Capital	0.00	(2,000.00)	0.00	0.00	16,689.77			
	29/06/2022	Return Of Capital	0.00	(2,000.00)	0.00	0.00	14,689.77			
	30/06/2022	Revaluation	0.00	0.00	1,851.58	0.00	16,541.35	0.00	0.00	0.00
	<b>30/06/2022</b>		<b>1.00</b>	<b>(8,000.00)</b>	<b>1,851.58</b>	<b>0.00</b>	<b>16,541.35</b>	<b>0.00</b>	<b>0.00</b>	<b>0.00</b>
SHKDROTHCI - Civicnexus-lia-0%-15sep32										
	01/07/2021	Opening Balance	1.00	0.00	0.00	0.00	195,146.00	0.00	0.00	0.00
	16/09/2021	Return Of Capital	0.00	(1,834.39)	0.00	0.00	193,311.61			
	16/12/2021	Return Of Capital	0.00	(1,852.91)	0.00	0.00	191,458.70			
	23/03/2022	Return Of Capital	0.00	(1,871.62)	0.00	0.00	189,587.08			
	16/06/2022	Return Of Capital	0.00	(1,890.52)	0.00	0.00	187,696.56			
	30/06/2022	Revaluation	0.00	0.00	(18,074.56)	0.00	169,622.00	0.00	0.00	0.00
	<b>30/06/2022</b>		<b>1.00</b>	<b>(7,449.44)</b>	<b>(18,074.56)</b>	<b>0.00</b>	<b>169,622.00</b>	<b>0.00</b>	<b>0.00</b>	<b>0.00</b>
SHKDROTHCenturiaCap2 - Centuria Capital 2 Fund - 21 April 23										
	01/07/2021	Opening Balance	1.00	0.00	0.00	0.00	50,997.50	0.00	0.00	0.00
	30/06/2022	Revaluation	0.00	0.00	(620.00)	0.00	50,377.50	0.00	0.00	0.00
	<b>30/06/2022</b>		<b>1.00</b>	<b>0.00</b>	<b>(620.00)</b>	<b>0.00</b>	<b>50,377.50</b>	<b>0.00</b>	<b>0.00</b>	<b>0.00</b>
SHKDROTHEN - Australian Gas Networks (formerly EnvestraOilb) -3.04%-20aug25										
	01/07/2021	Opening Balance	1.00	0.00	0.00	0.00	158,734.00	0.00	0.00	0.00
	30/06/2022	Revaluation	0.00	0.00	(2,076.00)	0.00	156,658.00	0.00	0.00	0.00
	<b>30/06/2022</b>		<b>1.00</b>	<b>0.00</b>	<b>(2,076.00)</b>	<b>0.00</b>	<b>156,658.00</b>	<b>0.00</b>	<b>0.00</b>	<b>0.00</b>
SHKDROTHElanor - Elanor Investors Limited - Fixed - 17oct22										
	01/07/2021	Opening Balance	1.00	0.00	0.00	0.00	51,521.26	0.00	0.00	0.00
	30/06/2022	Revaluation	0.00	0.00	(1,521.26)	0.00	50,000.00	0.00	0.00	0.00
	<b>30/06/2022</b>		<b>1.00</b>	<b>0.00</b>	<b>(1,521.26)</b>	<b>0.00</b>	<b>50,000.00</b>	<b>0.00</b>	<b>0.00</b>	<b>0.00</b>
SHKDROTHFirstMac - FirstMac Mortgage Funding Trust - Mortgage Backed - 13feb49										
	01/07/2021	Opening Balance	1.00	0.00	0.00	0.00	32,846.74	0.00	0.00	0.00
	13/07/2021	Return Of Capital	0.00	(752.12)	0.00	0.00	32,094.62			
	13/08/2021	Return Of Capital	0.00	(1,350.24)	0.00	0.00	30,744.38			
	14/09/2021	Return Of Capital	0.00	(1,072.48)	0.00	0.00	29,671.90			
	13/10/2021	Return Of Capital	0.00	(1,383.69)	0.00	0.00	28,288.21			

**THERESA AND MICHAEL ROTH SUPERANUATION FUND**

**Market Movement Report**

As at 30 June 2022

Investment	Date	Description	Unrealised				Realised			Total
			Units	Accounting Cost Movement	Market Movement	Depreciation	Balance	Consideration	Accounting Cost Base	
	16/11/2021	Return Of Capital	0.00	(671.25)	0.00	0.00	27,616.96			
	16/11/2021	Disposal	(1.00)	(27,703.74)	0.00	0.00	(86.78)	27,703.74	27,703.74	0.00
	16/11/2021	Writeback	0.00	0.00	86.78	0.00	0.00	0.00	0.00	0.00
	<b>30/06/2022</b>		<b>0.00</b>	<b>(32,933.52)</b>	<b>86.78</b>	<b>0.00</b>	<b>0.00</b>	<b>27,703.74</b>	<b>27,703.74</b>	<b>0.00</b>
SHKDROTHGoodyearTyre - Goodyear Tyre & Rubber Co - Fixed - 15 Mar 27										
	01/07/2021	Opening Balance	1.00	0.00	0.00	0.00	28,638.49	0.00	0.00	0.00
	09/07/2021	Disposal	(1.00)	(29,705.65)	0.00	0.00	(1,067.16)	29,705.65	29,705.65	0.00
	09/07/2021	Writeback	0.00	0.00	1,067.16	0.00	0.00	0.00	0.00	0.00
	<b>30/06/2022</b>		<b>0.00</b>	<b>(29,705.65)</b>	<b>1,067.16</b>	<b>0.00</b>	<b>0.00</b>	<b>29,705.65</b>	<b>29,705.65</b>	<b>0.00</b>
SHKDROTHIMPACT - Privium Pty Ltd - Fixed - 12feb21										
	01/07/2021	Opening Balance	1.00	0.00	0.00	0.00	24,419.42	0.00	0.00	0.00
	12/08/2021	Return Of Capital	0.00	(1,100.00)	0.00	0.00	23,319.42			
	31/03/2022	Return Of Capital	0.00	(1,047.32)	0.00	0.00	22,272.10			
	27/04/2022	Return Of Capital	0.00	(2,311.81)	0.00	0.00	19,960.29			
	23/05/2022	Return Of Capital	0.00	(833.33)	0.00	0.00	19,126.96			
	30/06/2022	Revaluation	0.00	0.00	(12,431.02)	0.00	6,695.94	0.00	0.00	0.00
	<b>30/06/2022</b>		<b>1.00</b>	<b>(5,292.46)</b>	<b>(12,431.02)</b>	<b>0.00</b>	<b>6,695.94</b>	<b>0.00</b>	<b>0.00</b>	<b>0.00</b>
SHKDROTHLucas - Lucas Total Contract Solutions - Fixed - 29sep22										
	01/07/2021	Opening Balance	1.00	0.00	0.00	0.00	76,453.32	0.00	0.00	0.00
	05/10/2021	Return Of Capital	0.00	(5,500.00)	0.00	0.00	70,953.32			
	30/12/2021	Return Of Capital	0.00	(5,500.01)	0.00	0.00	65,453.31			
	30/03/2022	Return Of Capital	0.00	(5,499.99)	0.00	0.00	59,953.32			
	29/06/2022	Return Of Capital	0.00	(5,500.00)	0.00	0.00	54,453.32			
	30/06/2022	Revaluation	0.00	0.00	5,809.16	0.00	60,262.48	0.00	0.00	0.00
	<b>30/06/2022</b>		<b>1.00</b>	<b>(22,000.00)</b>	<b>5,809.16</b>	<b>0.00</b>	<b>60,262.48</b>	<b>0.00</b>	<b>0.00</b>	<b>0.00</b>
SHKDROTHMP - Mpc-lab-0%-21dec33										
	01/07/2021	Opening Balance	1.00	0.00	0.00	0.00	94,516.00	0.00	0.00	0.00
	04/10/2021	Return Of Capital	0.00	(914.46)	0.00	0.00	93,601.54			
	04/01/2022	Return Of Capital	0.00	(921.98)	0.00	0.00	92,679.56			
	01/04/2022	Return Of Capital	0.00	(929.57)	0.00	0.00	91,749.99			
	30/06/2022	Revaluation	0.00	0.00	(10,290.99)	0.00	81,459.00	0.00	0.00	0.00
	<b>30/06/2022</b>		<b>1.00</b>	<b>(2,766.01)</b>	<b>(10,290.99)</b>	<b>0.00</b>	<b>81,459.00</b>	<b>0.00</b>	<b>0.00</b>	<b>0.00</b>



**THERESA AND MICHAEL ROTH SUPERANUATION FUND**

**Market Movement Report**

As at 30 June 2022

Investment	Date	Description	Unrealised				Realised			Total
			Units	Accounting Cost Movement	Market Movement	Depreciation	Balance	Consideration	Accounting Cost Base	
SHKDROTHMoneyTech - Moneytech Finance Pty Ltd - 17 April 22										
	01/07/2021	Opening Balance	1.00	0.00	0.00	0.00	29,474.16	0.00	0.00	0.00
	18/01/2022	Disposal	(1.00)	(30,562.14)	0.00	0.00	(1,087.98)	30,562.14	30,562.14	0.00
	18/01/2022	Writeback	0.00	0.00	1,087.98	0.00	0.00	0.00	0.00	0.00
	<b>30/06/2022</b>		<b>0.00</b>	<b>(30,562.14)</b>	<b>1,087.98</b>	<b>0.00</b>	<b>0.00</b>	<b>30,562.14</b>	<b>30,562.14</b>	<b>0.00</b>
SHKDROTHPLENARY - Plenary Health (Casey) Finance - 15 Sep 29										
	01/07/2021	Opening Balance	1.00	0.00	0.00	0.00	24,899.40	0.00	0.00	0.00
	16/09/2021	Return Of Capital	0.00	(334.95)	0.00	0.00	24,564.45			
	16/12/2021	Return Of Capital	0.00	(338.62)	0.00	0.00	24,225.83			
	17/03/2022	Return Of Capital	0.00	(342.33)	0.00	0.00	23,883.50			
	16/06/2022	Return Of Capital	0.00	(346.09)	0.00	0.00	23,537.41			
	30/06/2022	Revaluation	0.00	0.00	(2,304.61)	0.00	21,232.80	0.00	0.00	0.00
	<b>30/06/2022</b>		<b>1.00</b>	<b>(1,361.99)</b>	<b>(2,304.61)</b>	<b>0.00</b>	<b>21,232.80</b>	<b>0.00</b>	<b>0.00</b>	<b>0.00</b>
SHKDROTHPacific - Pacific National Finance Pty Ltd - Fixed - 19 May 25										
	01/07/2021	Opening Balance	1.00	0.00	0.00	0.00	22,287.20	0.00	0.00	0.00
	30/06/2022	Revaluation	0.00	0.00	(2,356.80)	0.00	19,930.40	0.00	0.00	0.00
	<b>30/06/2022</b>		<b>1.00</b>	<b>0.00</b>	<b>(2,356.80)</b>	<b>0.00</b>	<b>19,930.40</b>	<b>0.00</b>	<b>0.00</b>	<b>0.00</b>
SHKDROTHRWH - RWH Finance Pty Ltd - 30 June 33										
	01/07/2021	Opening Balance	1.00	0.00	0.00	0.00	37,222.00	0.00	0.00	0.00
	01/07/2021	Return Of Capital	0.00	(366.78)	0.00	0.00	36,855.22			
	05/10/2021	Return Of Capital	0.00	(369.79)	0.00	0.00	36,485.43			
	31/12/2021	Return Of Capital	0.00	(372.83)	0.00	0.00	36,112.60			
	31/03/2022	Return Of Capital	0.00	(375.89)	0.00	0.00	35,736.71			
	30/06/2022	Revaluation	0.00	0.00	(2,636.71)	0.00	33,100.00	0.00	0.00	0.00
	<b>30/06/2022</b>		<b>1.00</b>	<b>(1,485.29)</b>	<b>(2,636.71)</b>	<b>0.00</b>	<b>33,100.00</b>	<b>0.00</b>	<b>0.00</b>	<b>0.00</b>
SHKDROTHS2 - Sydair-Ilb-3.12%-20nov30										
	01/07/2021	Opening Balance	1.00	0.00	0.00	0.00	391,635.00	0.00	0.00	0.00
	30/06/2022	Revaluation	0.00	0.00	(30,962.50)	0.00	360,672.50	0.00	0.00	0.00
	<b>30/06/2022</b>		<b>1.00</b>	<b>0.00</b>	<b>(30,962.50)</b>	<b>0.00</b>	<b>360,672.50</b>	<b>0.00</b>	<b>0.00</b>	<b>0.00</b>
SHKDROTHSCT2 - SCT Logistics - 3 June 24										
	01/07/2021	Opening Balance	1.00	0.00	0.00	0.00	70,930.23	0.00	0.00	0.00
	30/06/2022	Revaluation	0.00	0.00	(2,970.10)	0.00	67,960.13	0.00	0.00	0.00
	<b>30/06/2022</b>		<b>1.00</b>	<b>0.00</b>	<b>(2,970.10)</b>	<b>0.00</b>	<b>67,960.13</b>	<b>0.00</b>	<b>0.00</b>	<b>0.00</b>

**THERESA AND MICHAEL ROTH SUPERANUATION FUND**

**Market Movement Report**

As at 30 June 2022

Investment	Date	Description	Unrealised				Realised			Total
			Units	Accounting Cost Movement	Market Movement	Depreciation	Balance	Consideration	Accounting Cost Base	
SHKDROTHSUNLAND - Sunland Capital Pty Ltd - 31 Oct 24										
	01/07/2021	Opening Balance	1.00	0.00	0.00	0.00	52,719.86	0.00	0.00	0.00
	30/06/2022	Revaluation	0.00	0.00	(1,451.50)	0.00	51,268.36	0.00	0.00	0.00
	<b>30/06/2022</b>		<b>1.00</b>	<b>0.00</b>	<b>(1,451.50)</b>	<b>0.00</b>	<b>51,268.36</b>	<b>0.00</b>	<b>0.00</b>	<b>0.00</b>
SHKDROTHStockCo - StockCo Holdings Pty Limited - Fixed - 6 Oct 22										
	01/07/2021	Opening Balance	1.00	0.00	0.00	0.00	20,176.40	0.00	0.00	0.00
	30/06/2022	Revaluation	0.00	0.00	(218.80)	0.00	19,957.60	0.00	0.00	0.00
	<b>30/06/2022</b>		<b>1.00</b>	<b>0.00</b>	<b>(218.80)</b>	<b>0.00</b>	<b>19,957.60</b>	<b>0.00</b>	<b>0.00</b>	<b>0.00</b>
SHKDROTHWASTOCK - WA Stockwell Pty Ltd - Fixed - 26 Aug 26										
	01/07/2021	Opening Balance	1.00	0.00	0.00	0.00	71,146.78	0.00	0.00	0.00
	26/08/2021	Return Of Capital	0.00	(2,400.00)	0.00	0.00	68,746.78			
	29/11/2021	Return Of Capital	0.00	(2,400.00)	0.00	0.00	66,346.78			
	28/02/2022	Return Of Capital	0.00	(2,400.00)	0.00	0.00	63,946.78			
	27/05/2022	Return Of Capital	0.00	(2,400.00)	0.00	0.00	61,546.78			
	30/06/2022	Revaluation	0.00	0.00	(5,984.24)	0.00	55,562.54	0.00	0.00	0.00
	<b>30/06/2022</b>		<b>1.00</b>	<b>(9,600.00)</b>	<b>(5,984.24)</b>	<b>0.00</b>	<b>55,562.54</b>	<b>0.00</b>	<b>0.00</b>	<b>0.00</b>
SHKDROTHWBC - Westpac Banking Corporation - Floating Rate - 30 Sep 67										
	01/07/2021	Opening Balance	1.00	0.00	0.00	0.00	12,556.58	0.00	0.00	0.00
	09/07/2021	Disposal	(1.00)	(9,790.20)	0.00	0.00	2,766.38	9,790.20	9,790.20	0.00
	09/07/2021	Writeback	0.00	0.00	(2,766.38)	0.00	0.00	0.00	0.00	0.00
	<b>30/06/2022</b>		<b>0.00</b>	<b>(9,790.20)</b>	<b>(2,766.38)</b>	<b>0.00</b>	<b>0.00</b>	<b>9,790.20</b>	<b>9,790.20</b>	<b>0.00</b>
SHKDROTHWY - Wynawater-30mar22										
	01/07/2021	Opening Balance	1.00	0.00	0.00	0.00	8,403.00	0.00	0.00	0.00
	04/10/2021	Return Of Capital	0.00	(1,790.26)	0.00	0.00	6,612.74			
	31/12/2021	Return Of Capital	0.00	(1,806.36)	0.00	0.00	4,806.38			
	31/03/2022	Disposal	(1.00)	(22,370.59)	0.00	0.00	(17,564.21)	1,822.61	22,370.59	(20,547.98)
	31/03/2022	Writeback	0.00	0.00	17,564.21	0.00	0.00	0.00	0.00	0.00
	<b>30/06/2022</b>		<b>0.00</b>	<b>(25,967.21)</b>	<b>17,564.21</b>	<b>0.00</b>	<b>0.00</b>	<b>1,822.61</b>	<b>22,370.59</b>	<b>(20,547.98)</b>
SHKDROTHZip - ZipMoney - Floating Rate - 10 May 21										
	01/07/2021	Opening Balance	1.00	0.00	0.00	0.00	20,059.24	0.00	0.00	0.00
	30/06/2022	Revaluation	0.00	0.00	(2.00)	0.00	20,057.24	0.00	0.00	0.00
	<b>30/06/2022</b>		<b>1.00</b>	<b>0.00</b>	<b>(2.00)</b>	<b>0.00</b>	<b>20,057.24</b>	<b>0.00</b>	<b>0.00</b>	<b>0.00</b>

**THERESA AND MICHAEL ROTH SUPERANUATION FUND**

**Market Movement Report**

As at 30 June 2022

Investment	Date	Description	Unrealised				Realised			Total
			Units	Accounting Cost Movement	Market Movement	Depreciation	Balance	Consideration	Accounting Cost Base	
SUN.AX - Suncorp Group Limited										
	01/07/2021	Opening Balance	1,942.00	0.00	0.00	0.00	21,575.62	0.00	0.00	0.00
	30/06/2022	Revaluation	0.00	0.00	(252.46)	0.00	21,323.16	0.00	0.00	0.00
	<b>30/06/2022</b>		<b>1,942.00</b>	<b>0.00</b>	<b>(252.46)</b>	<b>0.00</b>	<b>21,323.16</b>	<b>0.00</b>	<b>0.00</b>	<b>0.00</b>
THERNCIGHPL - NCIG Holdings Pty Ltd - Fixed - 26 Aug 31										
	01/07/2021	Opening Balance	1.00	0.00	0.00	0.00	145,759.67	0.00	0.00	0.00
	30/06/2022	Revaluation	0.00	0.00	8,128.41	0.00	153,888.08	0.00	0.00	0.00
	<b>30/06/2022</b>		<b>1.00</b>	<b>0.00</b>	<b>8,128.41</b>	<b>0.00</b>	<b>153,888.08</b>	<b>0.00</b>	<b>0.00</b>	<b>0.00</b>
THERNWCACIFGL - Newcastle Coal Infrastructure Group Ltd - Fixed - 12 May 31										
	01/07/2021	Opening Balance	1.00	0.00	0.00	0.00	158,542.60	0.00	0.00	0.00
	30/06/2022	Revaluation	0.00	0.00	(22,389.50)	0.00	136,153.10	0.00	0.00	0.00
	<b>30/06/2022</b>		<b>1.00</b>	<b>0.00</b>	<b>(22,389.50)</b>	<b>0.00</b>	<b>136,153.10</b>	<b>0.00</b>	<b>0.00</b>	<b>0.00</b>
THERTRCAPIPLTD - TransCanada Pipelines Limited - Floating - 15 May 67										
	01/07/2021	Opening Balance	1.00	0.00	0.00	0.00	25,087.14	0.00	0.00	0.00
	30/06/2022	Revaluation	0.00	0.00	(2,529.03)	0.00	22,558.11	0.00	0.00	0.00
	<b>30/06/2022</b>		<b>1.00</b>	<b>0.00</b>	<b>(2,529.03)</b>	<b>0.00</b>	<b>22,558.11</b>	<b>0.00</b>	<b>0.00</b>	<b>0.00</b>
TLS.AX - Telstra Corporation Limited.										
	01/07/2021	Opening Balance	20,000.00	0.00	0.00	0.00	75,200.00	0.00	0.00	0.00
	30/06/2022	Revaluation	0.00	0.00	1,800.00	0.00	77,000.00	0.00	0.00	0.00
	<b>30/06/2022</b>		<b>20,000.00</b>	<b>0.00</b>	<b>1,800.00</b>	<b>0.00</b>	<b>77,000.00</b>	<b>0.00</b>	<b>0.00</b>	<b>0.00</b>
WDS.AX - Woodside Energy Group Ltd										
	01/06/2022	Purchase	216.00	6,428.16	0.00	0.00	6,428.16	0.00	0.00	0.00
	30/06/2022	Revaluation	0.00	0.00	449.28	0.00	6,877.44	0.00	0.00	0.00
	<b>30/06/2022</b>		<b>216.00</b>	<b>6,428.16</b>	<b>449.28</b>	<b>0.00</b>	<b>6,877.44</b>	<b>0.00</b>	<b>0.00</b>	<b>0.00</b>
<b>Total Market Movement</b>					<b>12,679.32</b>				<b>(20,547.98)</b>	<b>(7,868.66)</b>

**THERESA AND MICHAEL ROTH SUPERANUATION FUND**  
**Capital Gains Reconciliation Report**

For The Period 01 July 2021 - 30 June 2022

	<b>Total</b>	<b>Discounted</b>	<b>Indexed</b>	<b>Other</b>	<b>Notional</b>
<b>Losses available to offset</b>					
Carried forward from prior losses	18,595.10				
Carried forward from prior losses - Collectables	0.00				
Current year capital losses	0.00				
Current year capital losses - Collectables	0.00				
<b>Total Losses Available</b>	<b>18,595.10</b>				
<b>Total Losses Available - Collectables</b>	<b>0.00</b>				
<b>Capital Gains</b>					
Capital gains from disposal of assets	0.00	0.00	0.00	0.00	0.00
Capital gains from disposal of assets - Collectables	0.00	0.00	0.00	0.00	0.00
Capital gains from trust distributions	16,912.80	16,766.36	0.00	146.44	0.00
<b>Capital Gains Before Losses applied</b>	<b>16,912.80</b>	<b>16,766.36</b>	<b>0.00</b>	<b>146.44</b>	<b>0.00</b>
<b>Losses and discount applied</b>					
Losses applied	16,912.80	16,766.36	0.00	146.44	0.00
Losses applied - Collectables	0.00	0.00	0.00	0.00	0.00
Capital gains after losses applied	0.00	0.00	0.00	0.00	0.00
Capital gains after losses applied - Collectables	0.00	0.00	0.00	0.00	0.00
CGT Discount applied	0.00				
CGT Discount applied - Collectables	0.00				

**THERESA AND MICHAEL ROTH SUPERANUATION FUND**  
**Capital Gains Reconciliation Report**

For The Period 01 July 2021 - 30 June 2022

---

	<b>Total</b>	<b>Discounted</b>	<b>Indexed</b>	<b>Other</b>	<b>Notional</b>
<b>Net Capital Gain</b>					
Net capital gain	0.00				
Net capital gain - Collectables	0.00				
<b>Total Net Capital Gain (11A)</b>	<b>0.00</b>				
<b>Net Capital Losses Carried Forward to later income</b>					
Net Capital Losses Carried Forward to later income years	1,682.30				
Net Capital Losses Carried Forward to later income years - Collectables	0.00				
<b>Total Net Capital Losses Carried Forward to later income years (14V)</b>	<b>1,682.30</b>				

Note

Refer to Realised Gains Report for details of Disposals at a Security level

Refer to Distribution Reconciliation Report for Trust Distribution details at a Security level

**THERESA AND MICHAEL ROTH SUPERANUATION FUND**

**Realised Capital Gains Report**

For The Period 01 July 2021 - 30 June 2022

Investment		Accounting Treatment				Tax Treatment						
Purchase Contract Date	Disposal Contract Date	Units	Cost	Proceeds	Accounting Profit/(Loss)	Adjusted Cost Base	Reduced Cost Base	Indexed Cost Base	Indexed Gains	Discounted Gains (Gross)	Other Gains	Capital Loss
<b>Fixed Interest Securities (Australian) - Unitised</b>												
SHKDGMPFinancial - General Motors Financial Company - Fixed - 21 Feb 23												
20/05/2020	11/04/2022	1.00	19,802.60	19,802.60	0.00	19,802.60	19,802.60	0.00	0.00	0.00	0.00	0.00
		<b>1.00</b>	<b>19,802.60</b>	<b>19,802.60</b>	<b>0.00</b>	<b>19,802.60</b>	<b>19,802.60</b>	<b>0.00</b>	<b>0.00</b>	<b>0.00</b>	<b>0.00</b>	<b>0.00</b>
SHKDROTHFirstMac - FirstMac Mortgage Funding Trust - Mortgage Backed - 13feb49												
19/10/2017	16/11/2021	1.00	27,703.74	27,703.74	0.00	27,703.74	27,703.74	0.00	0.00	0.00	0.00	0.00
		<b>1.00</b>	<b>27,703.74</b>	<b>27,703.74</b>	<b>0.00</b>	<b>27,703.74</b>	<b>27,703.74</b>	<b>0.00</b>	<b>0.00</b>	<b>0.00</b>	<b>0.00</b>	<b>0.00</b>
SHKDROTHMoneyTech - Moneytech Finance Pty Ltd - 17 April 22												
09/01/2019	18/01/2022	1.00	30,562.14	30,562.14	0.00	30,562.14	30,562.14	0.00	0.00	0.00	0.00	0.00
		<b>1.00</b>	<b>30,562.14</b>	<b>30,562.14</b>	<b>0.00</b>	<b>30,562.14</b>	<b>30,562.14</b>	<b>0.00</b>	<b>0.00</b>	<b>0.00</b>	<b>0.00</b>	<b>0.00</b>
SHKDROTHWY - Wyunawater-30mar22												
18/07/2014	31/03/2022	1.00	22,370.59	1,822.61	(20,547.98)	22,370.59	22,370.59	0.00	0.00	0.00	0.00	0.00
		<b>1.00</b>	<b>22,370.59</b>	<b>1,822.61</b>	<b>(20,547.98)</b>	<b>22,370.59</b>	<b>22,370.59</b>	<b>0.00</b>	<b>0.00</b>	<b>0.00</b>	<b>0.00</b>	<b>0.00</b>
		<b>4.00</b>	<b>100,439.07</b>	<b>79,891.09</b>	<b>(20,547.98)</b>	<b>100,439.07</b>	<b>100,439.07</b>	<b>0.00</b>	<b>0.00</b>	<b>0.00</b>	<b>0.00</b>	<b>0.00</b>
<b>Fixed Interest Securities (Overseas) - Unitised</b>												
SHKDROTHANZ - ANZ Banking Group Ltd - Floating Rate - 30 Apr 67												
28/04/2020	09/07/2021	1.00	10,368.08	10,368.08	0.00	10,368.08	10,368.08	0.00	0.00	0.00	0.00	0.00
		<b>1.00</b>	<b>10,368.08</b>	<b>10,368.08</b>	<b>0.00</b>	<b>10,368.08</b>	<b>10,368.08</b>	<b>0.00</b>	<b>0.00</b>	<b>0.00</b>	<b>0.00</b>	<b>0.00</b>
SHKDROTHGoodyearTyre - Goodyear Tyre & Rubber Co - Fixed - 15 Mar 27												
08/10/2019	09/07/2021	1.00	29,705.65	29,705.65	0.00	29,705.65	29,705.65	0.00	0.00	0.00	0.00	0.00
		<b>1.00</b>	<b>29,705.65</b>	<b>29,705.65</b>	<b>0.00</b>	<b>29,705.65</b>	<b>29,705.65</b>	<b>0.00</b>	<b>0.00</b>	<b>0.00</b>	<b>0.00</b>	<b>0.00</b>

**THERESA AND MICHAEL ROTH SUPERANUATION FUND**

**Realised Capital Gains Report**

For The Period 01 July 2021 - 30 June 2022

Investment		Accounting Treatment				Tax Treatment						
Purchase Contract Date	Disposal Contract Date	Units	Cost	Proceeds	Accounting Profit/(Loss)	Adjusted Cost Base	Reduced Cost Base	Indexed Cost Base	Indexed Gains	Discounted Gains (Gross)	Other Gains	Capital Loss
<b>Fixed Interest Securities (Overseas) - Unitised</b>												
SHKDROTHWBC - Westpac Banking Corporation - Floating Rate - 30 Sep 67												
19/11/2019	09/07/2021	1.00	9,790.20	9,790.20	0.00	9,790.20	9,790.20	0.00	0.00	0.00	0.00	0.00
		<b>1.00</b>	<b>9,790.20</b>	<b>9,790.20</b>	<b>0.00</b>	<b>9,790.20</b>	<b>9,790.20</b>	<b>0.00</b>	<b>0.00</b>	<b>0.00</b>	<b>0.00</b>	<b>0.00</b>
		<b>3.00</b>	<b>49,863.93</b>	<b>49,863.93</b>	<b>0.00</b>	<b>49,863.93</b>	<b>49,863.93</b>	<b>0.00</b>	<b>0.00</b>	<b>0.00</b>	<b>0.00</b>	<b>0.00</b>
<b>Managed Investments (Australian)</b>												
MAQ0815AU7 - Charter Hall Direct Industrial 2												
		0.00	0.00	0.00	0.00	0.00	0.00	0.00	0.00	9,034.96	0.00	0.00
		<b>0.00</b>	<b>0.00</b>	<b>0.00</b>	<b>0.00</b>	<b>0.00</b>	<b>0.00</b>	<b>0.00</b>	<b>0.00</b>	<b>9,034.96</b>	<b>0.00</b>	<b>0.00</b>
MAQ0842AU7 - Charter Hall Direct Office Fund												
		0.00	0.00	0.00	0.00	0.00	0.00	0.00	0.00	181.92	146.44	0.00
		<b>0.00</b>	<b>0.00</b>	<b>0.00</b>	<b>0.00</b>	<b>0.00</b>	<b>0.00</b>	<b>0.00</b>	<b>0.00</b>	<b>181.92</b>	<b>146.44</b>	<b>0.00</b>
MAQ5880AU7 - Charter Hall Direct PFA Fund												
		0.00	0.00	0.00	0.00	0.00	0.00	0.00	0.00	7,549.48	0.00	0.00
		<b>0.00</b>	<b>0.00</b>	<b>0.00</b>	<b>0.00</b>	<b>0.00</b>	<b>0.00</b>	<b>0.00</b>	<b>0.00</b>	<b>7,549.48</b>	<b>0.00</b>	<b>0.00</b>
		<b>0.00</b>	<b>0.00</b>	<b>0.00</b>	<b>0.00</b>	<b>0.00</b>	<b>0.00</b>	<b>0.00</b>	<b>0.00</b>	<b>16,766.36</b>	<b>146.44</b>	<b>0.00</b>
		<b>7.00</b>	<b>150,303.00</b>	<b>129,755.02</b>	<b>(20,547.98)</b>	<b>150,303.00</b>	<b>150,303.00</b>	<b>0.00</b>	<b>0.00</b>	<b>16,766.36</b>	<b>146.44</b>	<b>0.00</b>

# 24800 - Changes in Market Values of Other Assets

2022 Financial Year

**Preparer** Lousse Montiel

**Reviewer** Steven Lee

**Status** Completed

Account Code	Description	CY Balance	LY Balance	Change
24800	Changes in Market Values of Other Assets	\$20,547.98		100%
<b>TOTAL</b>		<b>CY Balance</b>	<b>LY Balance</b>	
		\$20,547.98		

## Supporting Documents

- General Ledger [Report](#)

## Standard Checklist

- Attach all supporting Documentation
- Has the Fund received any non-arm's length income? If so, it may be taxed at 47%



**THERESA AND MICHAEL ROTH SUPERANUATION FUND**

**General Ledger**

As at 30 June 2022

Transaction Date	Description	Units	Debit	Credit	Balance \$
<b>Changes in Market Values of Other Assets (24800)</b>					
<u>Changes in Market Values of Other Assets (24800)</u>					
31/03/2022	Inward Credit Direct Entry FIIG SECURITIES WYUNA-IAB- Coupon wyona water 0137675 0606880		20,547.98		20,547.98 DR
			<b>20,547.98</b>		<b>20,547.98 DR</b>

**Total Debits: 20,547.98**

**Total Credits: 0.00**

# 25000 - Interest Received

2022 Financial Year

Preparer Lousse Montiel

Reviewer Steven Lee

Status Completed

Account Code	Description	CY Balance	LY Balance	Change
PEMEX	Petroleos Mexicanos 25.01.2031	(\$3,102.94)		100%
SGKDROTHNextGen	Next Generation Clubs Australia Pty Ltd - 22 June 23	(\$825.76)	(\$1,237.32)	(33.26)%
SHKDGMFinancial	General Motors Financial Company - Fixed - 21 Feb 23	(\$770.00)	(\$770.00)	0%
SHKDROTHANZ	ANZ Banking Group Ltd - Floating Rate - 30 Apr 67		(\$198.85)	100%
SHKDROTHARMOUR	Armour Energy Ltd - Fixed - 29 Mar 24	(\$2,518.15)	(\$4,583.12)	(45.06)%
SHKDROTHCI	Civicnexus-lia-0%-15sep32	(\$10,755.36)	(\$10,469.20)	2.73%
SHKDROTHCenturiaCap2	Centuria Capital 2 Fund - 21 April 23	(\$2,147.57)	(\$2,162.48)	(0.69)%
SHKDROTHEN	Australian Gas Networks (formerly EnvestraOilb) -3.04%-20aug25	(\$4,395.61)	(\$4,286.70)	2.54%
SHKDROTHElanor	Elanor Investors Limited - Fixed - 17oct22	(\$3,800.00)	(\$3,550.00)	7.04%
SHKDROTHFirstMac	FirstMac Mortgage Funding Trust - Mortgage Backed - 13feb49	(\$385.70)	(\$1,208.30)	(68.08)%
SHKDROTHGoodyearTyre	Goodyear Tyre & Rubber Co - Fixed - 15 Mar 27		(\$1,291.43)	100%
SHKDROTHIMPACT	Privium Pty Ltd - Fixed - 12feb21	(\$433.88)	(\$2,069.99)	(79.04)%
SHKDROTHLiberty	Liberty Funding Pty Ltd - Mortgage Backed Security - 25aug48		(\$327.72)	100%
SHKDROTHLucas	Lucas Total Contract Solutions - Fixed - 29sep22	(\$6,783.74)	(\$8,763.70)	(22.59)%
SHKDROTHMP	Mpc-lab-0%-21dec33	(\$3,147.29)	(\$4,112.63)	(23.47)%
SHKDROTHMauriceBlack	Maurice Blackburn Pty Limited - Fixed - 31 Aug 22		(\$1,490.40)	100%

Account Code	Description	CY Balance	LY Balance	Change
SHKDROTHMoneyTech	Moneytech Finance Pty Ltd - 17 April 22	(\$1,522.32)	(\$1,910.15)	(20.3)%
SHKDROTHPLENARY	Plenary Health (Casey) Finance - 15 Sep 29	(\$1,629.93)	(\$1,592.79)	2.33%
SHKDROTHPacific	Pacific National Finance Pty Ltd - Fixed - 19 May 25	(\$1,050.00)	(\$1,050.00)	0%
SHKDROTHRWH	RWH Finance Pty Ltd - 30 June 33	(\$1,722.98)	(\$1,271.91)	35.46%
SHKDROTHRedZed	RedZed Trust - Mortgage Backed - 9sep49		(\$1,446.06)	100%
SHKDROTHS2	Sydair-Ilb-3.12%-20nov30	(\$10,896.03)	(\$10,625.95)	2.54%
SHKDROTHSCT2	SCT Logistics - 3 June 24	(\$4,550.00)	(\$4,550.00)	0%
SHKDROTHSUNLAND	Sunland Capital Pty Ltd - 31 Oct 24	(\$3,100.00)		100%
SHKDROTHSY	Sydair-Ilb-3.76%-20nov20		(\$1,364.78)	100%
SHKDROTHStockCo	StockCo Holdings Pty Limited - Fixed - 6 Oct 22	(\$1,850.40)	(\$1,749.60)	5.76%
SHKDROTHSun31Oct241	Sunland Capital Pty Ltd - Fixed - 31 Oct 24		(\$3,100.00)	100%
SHKDROTHWASTOCK	WA Stockwell Pty Ltd - Fixed - 26 Aug 26	(\$4,676.00)	(\$3,632.75)	28.72%
SHKDROTHWBC	Westpac Banking Corporation - Floating Rate - 30 Sep 67		(\$241.57)	100%
SHKDROTHWY	Wyunawater-30mar22	(\$3,107.47)	(\$4,095.13)	(24.12)%
SHKDROTHZip	ZipMoney - Floating Rate - 10 May 21	(\$1,057.37)	(\$1,196.36)	(11.62)%
SHKDRothAdani15Dec22	North Queensland Export Terminal Pty Ltd - Fixed - 15 Dec 22		(\$12,300.62)	100%
STG002879080	St George Bank 2879080	(\$3.62)	(\$1.42)	154.93%
THERMECOPL	Emeco Pty Ltd - Fixed - 31 Mar 22		(\$655.24)	100%
THERNCIGHPL	NCIG Holdings Pty Ltd - Fixed - 26 Aug 31	(\$15,226.70)		100%
THERNWCACIFGL	Newcastle Coal Infrastructure Group Ltd - Fixed - 12 May 31	(\$7,569.10)		100%

Account Code	Description	CY Balance	LY Balance	Change
THERTRCAPIPLTD	TransCanada Pipelines Limited - Floating - 15 May 67	(\$690.87)		100%
UBANK373369767	UBank SMSF ***767	(\$18.49)	(\$62.88)	(70.59)%
UBANK373400939	UBank SMSF ***939		(\$0.15)	100%
<b>TOTAL</b>		<b>CY Balance</b>	<b>LY Balance</b>	
		(\$97,737.28)	(\$97,369.20)	

### Supporting Documents

- Interest Reconciliation Report [Report](#)

### Standard Checklist

- Attach Interest Reconciliation Report
- Ensure all interest has been recorded from Bank Statements
- Review Statements to ensure all TFN withheld has been input

**THERESA AND MICHAEL ROTH SUPERANUATION FUND**

**Interest Reconciliation Report**

For The Period 01 July 2021 - 30 June 2022

Date	Payment Amount	Gross Interest	TFN Withheld	Foreign Income	Foreign Credits
<b>Bank Accounts</b>					
STG002879080 St George Bank 2879080					
31/07/2021	0.12	0.12			
31/08/2021	0.05	0.05			
30/09/2021	0.11	0.11			
30/10/2021	0.19	0.19			
30/11/2021	0.34	0.34			
30/11/2021	0.16	0.16			
31/12/2021	0.38	0.38			
31/01/2022	0.73	0.73			
28/02/2022	0.38	0.38			
31/03/2022	0.42	0.42			
31/03/2022	0.28	0.28			
30/04/2022	0.36	0.36			
31/05/2022	0.09	0.09			
30/06/2022	0.01	0.01			
	3.62	3.62			
UBANK373369767 UBank SMSF ***767					
31/07/2021	1.34	1.34			
31/08/2021	2.08	2.08			
29/09/2021	1.69	1.69			
05/12/2022	12:36:47				

**THERESA AND MICHAEL ROTH SUPERANUATION FUND**  
**Interest Reconciliation Report**

For The Period 01 July 2021 - 30 June 2022

Date	Payment Amount	Gross Interest	TFN Withheld	Foreign Income	Foreign Credits
31/10/2021	1.78	1.78			
30/11/2021	1.78	1.78			
31/12/2021	3.48	3.48			
31/01/2022	1.80	1.80			
28/02/2022	0.87	0.87			
31/03/2022	1.20	1.20			
30/04/2022	0.76	0.76			
31/05/2022	1.08	1.08			
30/06/2022	0.63	0.63			
	18.49	18.49			
	<b>22.11</b>	<b>22.11</b>			

**Fixed Interest Securities (Australian) - Unitised**

SGKDROTHNextGen Next Generation Clubs Australia Pty Ltd - 22 June 23

22/09/2021	395.00	395.00			
21/12/2021	20.00	20.00			
23/06/2022	410.76	410.76			
	825.76	825.76			

SHKDGMFinancial General Motors Financial Company - Fixed - 21 Feb 23

24/08/2021	385.00	385.00			
22/02/2022	385.00	385.00			
	770.00	770.00			

**THERESA AND MICHAEL ROTH SUPERANUATION FUND**  
**Interest Reconciliation Report**

For The Period 01 July 2021 - 30 June 2022

Date	Payment Amount	Gross Interest	TFN Withheld	Foreign Income	Foreign Credits
SHKDROTHARMOUR Armour Energy Ltd - Fixed - 29 Mar 24					
29/09/2021	670.51	670.51			
30/12/2021	626.76	626.76			
29/03/2022	583.01	583.01			
04/05/2022	98.61	98.61			
29/06/2022	539.26	539.26			
	2,518.15	2,518.15			
SHKDROTHCenturiaCap2 Centuria Capital 2 Fund - 21 April 23					
21/07/2021	534.78	534.78			
21/10/2021	538.87	538.87			
21/01/2022	540.71	540.71			
21/04/2022	533.21	533.21			
	2,147.57	2,147.57			
SHKDROTHCI Civicnexus-lia-0%-15sep32					
16/09/2021	2,636.83	2,636.83			
16/12/2021	2,652.19	2,652.19			
23/03/2022	2,693.69	2,693.69			
16/06/2022	2,772.65	2,772.65			
	10,755.36	10,755.36			
SHKDROTHElanor Elanor Investors Limited - Fixed - 17oct22					
18/10/2021	1,775.00	1,775.00			
05/12/2022	12:36:47				

**THERESA AND MICHAEL ROTH SUPERANUATION FUND**  
**Interest Reconciliation Report**

For The Period 01 July 2021 - 30 June 2022

Date	Payment Amount	Gross Interest	TFN Withheld	Foreign Income	Foreign Credits
19/04/2022	1,775.00	1,775.00			
24/06/2022	250.00	250.00			
	3,800.00	3,800.00			
SHKDROTHEN Australian Gas Networks (formerly EnvestraOilb) -3.04%-20aug25					
20/08/2021	1,086.34	1,086.34			
23/11/2021	1,093.72	1,093.72			
22/02/2022	1,102.00	1,102.00			
23/05/2022	1,113.55	1,113.55			
	4,395.61	4,395.61			
SHKDROTHFirstMac FirstMac Mortgage Funding Trust - Mortgage Backed - 13feb49					
13/07/2021	75.90	75.90			
13/08/2021	82.00	82.00			
14/09/2021	78.35	78.35			
13/10/2021	73.00	73.00			
16/11/2021	76.45	76.45			
	385.70	385.70			
SHKDROTHIMPACT Privium Pty Ltd - Fixed - 12feb21					
12/08/2021	433.88	433.88			
	433.88	433.88			
SHKDROTHLucas Lucas Total Contract Solutions - Fixed - 29sep22					
05/10/2021	1,881.56	1,881.56			
05/12/2022	12:36:47				



**THERESA AND MICHAEL ROTH SUPERANUATION FUND****Interest Reconciliation Report**

For The Period 01 July 2021 - 30 June 2022

Date	Payment Amount	Gross Interest	TFN Withheld	Foreign Income	Foreign Credits
30/12/2021	1,757.81	1,757.81			
30/03/2022	1,634.06	1,634.06			
29/06/2022	1,510.31	1,510.31			
	6,783.74	6,783.74			
SHKDROTHMoneyTech Moneytech Finance Pty Ltd - 17 April 22					
20/07/2021	435.35	435.35			
31/07/2021	72.81	72.81			
19/10/2021	506.75	506.75			
18/01/2022	507.41	507.41			
	1,522.32	1,522.32			
SHKDROTHMP Mpc-lab-0%-21dec33					
04/10/2021	1,038.01	1,038.01			
04/01/2022	1,045.29	1,045.29			
01/04/2022	1,063.99	1,063.99			
	3,147.29	3,147.29			
SHKDROTHPacific Pacific National Finance Pty Ltd - Fixed - 19 May 25					
19/11/2021	525.00	525.00			
19/05/2022	525.00	525.00			
	1,050.00	1,050.00			
SHKDROTHPLENARY Plenary Health (Casey) Finance - 15 Sep 29					
16/09/2021	399.89	399.89			
05/12/2022	12:36:47				

**THERESA AND MICHAEL ROTH SUPERANUATION FUND**  
**Interest Reconciliation Report**

For The Period 01 July 2021 - 30 June 2022

Date	Payment Amount	Gross Interest	TFN Withheld	Foreign Income	Foreign Credits
16/12/2021	401.78	401.78			
17/03/2022	407.97	407.97			
16/06/2022	420.29	420.29			
	1,629.93	1,629.93			
SHKDROTHRWH RWH Finance Pty Ltd - 30 June 33					
01/07/2021	425.05	425.05			
05/10/2021	428.08	428.08			
31/12/2021	431.08	431.08			
31/03/2022	438.77	438.77			
	1,722.98	1,722.98			
SHKDROTHS2 Sydair-Ilb-3.12%-20nov30					
23/08/2021	2,692.76	2,692.76			
24/11/2021	2,711.09	2,711.09			
23/02/2022	2,731.76	2,731.76			
23/05/2022	2,760.42	2,760.42			
	10,896.03	10,896.03			
SHKDROTHSCT2 SCT Logistics - 3 June 24					
03/09/2021	1,137.50	1,137.50			
03/12/2021	1,137.50	1,137.50			
03/03/2022	1,137.50	1,137.50			
03/06/2022	1,137.50	1,137.50			

**THERESA AND MICHAEL ROTH SUPERANUATION FUND****Interest Reconciliation Report**

For The Period 01 July 2021 - 30 June 2022

Date	Payment Amount	Gross Interest	TFN Withheld	Foreign Income	Foreign Credits
	4,550.00	4,550.00			
SHKDROTHStockCo StockCo Holdings Pty Limited - Fixed - 6 Oct 22					
06/07/2021	145.80	145.80			
31/07/2021	792.00	792.00			
06/08/2021	145.80	145.80			
07/09/2021	145.80	145.80			
07/10/2021	145.80	145.80			
07/12/2021	158.40	158.40			
17/01/2022	158.40	158.40			
07/06/2022	158.40	158.40			
	1,850.40	1,850.40			
SHKDROTHSUNLAND Sunland Capital Pty Ltd - 31 Oct 24					
03/08/2021	775.00	775.00			
02/11/2021	775.00	775.00			
01/02/2022	775.00	775.00			
02/05/2022	775.00	775.00			
	3,100.00	3,100.00			
SHKDROTHWASTOCK WA Stockwell Pty Ltd - Fixed - 26 Aug 26					
26/08/2021	1,232.00	1,232.00			
29/11/2021	1,190.00	1,190.00			
28/02/2022	1,148.00	1,148.00			
05/12/2022	12:36:47				

**THERESA AND MICHAEL ROTH SUPERANUATION FUND****Interest Reconciliation Report**

For The Period 01 July 2021 - 30 June 2022

Date	Payment Amount	Gross Interest	TFN Withheld	Foreign Income	Foreign Credits
27/05/2022	1,106.00	1,106.00			
	4,676.00	4,676.00			
SHKDROTHWY Wyunawater-30mar22					
04/10/2021	1,025.12	1,025.12			
31/12/2021	1,030.34	1,030.34			
31/03/2022	1,052.01	1,052.01			
	3,107.47	3,107.47			
SHKDROTHZip ZipMoney - Floating Rate - 10 May 21					
11/02/2022	9.06	9.06			
11/03/2022	27.25	27.25			
12/04/2022	20.05	20.05			
10/05/2022	25.97	25.97			
30/06/2022	975.04	975.04			
	1,057.37	1,057.37			
	<b>71,125.56</b>	<b>71,125.56</b>			

**Fixed Interest Securities (Overseas) - Unitised**

PEMEX Petroleos Mexicanos 25.01.2031

29/07/2021	1,525.27	1,525.27			
03/02/2022	1,577.67	1,577.67			
	3,102.94	3,102.94			

THERNCIGHPL NCIG Holdings Pty Ltd - Fixed - 26 Aug 31

**THERESA AND MICHAEL ROTH SUPERANUATION FUND**

**Interest Reconciliation Report**

For The Period 01 July 2021 - 30 June 2022

Date	Payment Amount	Gross Interest	TFN Withheld	Foreign Income	Foreign Credits
31/07/2021	(1,656.30)	(1,656.30)			
30/09/2021	8,584.32	8,584.32			
01/04/2022	8,298.68	8,298.68			
	15,226.70	15,226.70			
THERNWCACIFGL Newcastle Coal Infrastructure Group Ltd - Fixed - 12 May 31					
15/11/2021	3,664.61	3,664.61			
13/05/2022	3,904.49	3,904.49			
	7,569.10	7,569.10			
THERTRCAPIPLTD TransCanada Pipelines Limited - Floating - 15 May 67					
31/07/2021	(28.43)	(28.43)			
19/08/2021	172.88	172.88			
16/11/2021	167.66	167.66			
18/02/2022	175.87	175.87			
17/05/2022	202.89	202.89			
	690.87	690.87			
	<b>26,589.61</b>	<b>26,589.61</b>			
<b>TOTAL</b>	<b>97,737.28</b>	<b>97,737.28</b>			

**Tax Return Reconciliation**

	Totals	Tax Return Label
Gross Interest	97,737.28	11C

# 26500 - Other Investment Income

2022 Financial Year

**Preparer** Lousse Montiel

**Reviewer** Steven Lee

**Status** Completed

Account Code	Description	CY Balance	LY Balance	Change
SHKDMISINCOME16	Miscellaneous Income		(\$260.55)	100%
<b>TOTAL</b>		<b>CY Balance</b>	<b>LY Balance</b>	
			(\$260.55)	

## Supporting Documents

○ General Ledger [Report](#)

## Standard Checklist

Attach all source documentation

**THERESA AND MICHAEL ROTH SUPERANUATION FUND**

**General Ledger**

As at 30 June 2022

Transaction Date	Description	Units	Debit	Credit	Balance \$
					0.00 DR

Total Debits: 0.00

Total Credits: 0.00

# 30100 - Accountancy Fees

2022 Financial Year

**Preparer** Lousse Montiel

**Reviewer** Steven Lee

**Status** Completed

Account Code	Description	CY Balance	LY Balance	Change
30100	Accountancy Fees	\$1,055.00	\$1,155.00	(8.66)%
<b>TOTAL</b>		<b>CY Balance</b>	<b>LY Balance</b>	
		\$1,055.00	\$1,155.00	

## Supporting Documents

- General Ledger [Report](#)
- INV-0487.pdf [30100](#)

## Standard Checklist

- Attach all source documentation
- Ensure all Transactions have been entered



**THERESA AND MICHAEL ROTH SUPERANUATION FUND**

**General Ledger**

As at 30 June 2022

Transaction Date	Description	Units	Debit	Credit	Balance \$
<b>Accountancy Fees (30100)</b>					
<u>Accountancy Fees (30100)</u>					
11/03/2022	INTERNET WITHDRAWAL 11MAR 16:17 balance inv 0487		1,055.00		1,055.00 DR
			<b>1,055.00</b>		<b>1,055.00 DR</b>
<b>Total Debits:</b>	<b>1,055.00</b>				
<b>Total Credits:</b>	<b>0.00</b>				



# TAX INVOICE

Theresa & Michael Roth

**Invoice Date**  
7 Mar 2022

**Invoice Number**  
INV-0487

**ABN**  
60 061 126 663

SuperHelp Australia  
PTY LTD  
PO Box 1906  
MACQUARIE  
CENTRE NSW 2113  
AUSTRALIA

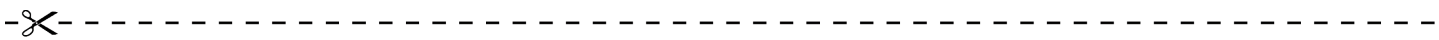
Item	Description	Quantity	Unit Price	GST	Amount AUD
EOY	SMSF Annual Administration	1.00	1,495.00	10%	1,495.00
ACTCER T	Actuarial Certificate	1.00	110.00	10%	110.00
MISC	Deposit	1.00	(550.00)	10%	(550.00)
INCLUDES GST 10%					95.91
<b>TOTAL AUD</b>					1,055.00
Less Amount Paid					1,055.00
<b>AMOUNT DUE AUD</b>					<b>0.00</b>

## Due Date: 21 Mar 2022

Please pay the balance of our fees by direct credit into our bank account.

OUR BANK DETAILS (Use your name or your SMSF name as the reference):

Account Name: Superhelp Australia Pty Ltd  
Bank: Commonwealth Bank  
BSB: 06 2099  
Account Number: 1041 7929



# PAYMENT ADVICE

To: SuperHelp Australia PTY LTD  
PO Box 1906  
MACQUARIE CENTRE NSW 2113  
AUSTRALIA

**Customer** Theresa & Michael Roth  
**Invoice Number** INV-0487

---

**Amount Due** **0.00**  
**Due Date** 21 Mar 2022

---

**Amount Enclosed**

---

Enter the amount you are paying above

# 30400 - ATO Supervisory Levy

2022 Financial Year

**Preparer** Lousse Montiel

**Reviewer** Steven Lee

**Status** Completed

Account Code	Description	CY Balance	LY Balance	Change
30400	ATO Supervisory Levy	\$259.00	\$259.00	0%
<b>TOTAL</b>		<b>CY Balance</b>	<b>LY Balance</b>	
		\$259.00	\$259.00	

## Supporting Documents

- General Ledger [Report](#)

## Standard Checklist

- Attach all source documentation
- Ensure all Transactions have been entered

HERESA AND MICHAEL ROTH SUPERANUATION FUND

# General Ledger

As at 30 June 2022

Transaction Date	Description	Units	Debit	Credit	Balance \$
<b>ATO Supervisory Levy (30400)</b>					
<i>ATO Supervisory Levy (30400)</i>					
22/03/2022	ATO ATO006000016044210		259.00		259.00 DR
			<b>259.00</b>		<b>259.00 DR</b>

**Total Debits: 259.00**

**Total Credits: 0.00**

# 30700 - Auditor's Remuneration

2022 Financial Year

**Preparer** Lousse Montiel

**Reviewer** Steven Lee

**Status** Completed

Account Code	Description	CY Balance	LY Balance	Change
30700	Auditor's Remuneration	\$550.00	\$450.00	22.22%
<b>TOTAL</b>		<b>CY Balance</b>	<b>LY Balance</b>	
		\$550.00	\$450.00	

## Supporting Documents

- General Ledger [Report](#)
- Invoice X19670.pdf [30700](#)

## Standard Checklist

- Attach all source documentation
- Ensure all Transactions have been entered

**THERESA AND MICHAEL ROTH SUPERANUATION FUND**

**General Ledger**

As at 30 June 2022

Transaction Date	Description	Units	Debit	Credit	Balance \$
<b>Auditor's Remuneration (30700)</b>					
Auditor's Remuneration (30700)					
20/11/2021	INTERNET WITHDRAWAL 20NOV 09:19 Deposit Dep tax return Superhelp		550.00		550.00 DR
			<b>550.00</b>		<b>550.00 DR</b>

**Total Debits: 550.00**

**Total Credits: 0.00**



Invoice Date 03 Mar 2022  
Invoice Number X19670  
Due Date 17 Mar 2022

SuperHelp Australia Pty Ltd  
Attention: Sandra  
PO Box 1906  
MACQUARIE CENTRE NSW 2113

## TAX INVOICE

Description	Amount
Preparation of SMSF Audit on behalf of the following Superannuation Fund:  Theresa and Michael Roth Superannuation Fund for the year ended 30 June 2021.	
Subtotal	500.00
Total GST 10%	50.00
Invoice Total AUD	550.00
Total Net Payments AUD	0.00
<b>Amount Due AUD</b>	<b>550.00</b>

## Payment Advice



### DIRECT CREDIT (EFT)

Account Name: **Gold Group Consulting**  
BSB: **484 799** Account No.: **20423 2240**  
Please quote the invoice number(s) as a reference.



### by mail

Detach this section and mail your cheque to:

Gold Group Consulting  
PO Box 428  
Southport QLD 4215  
Australia

Client: SuperHelp Australia Pty Ltd

Invoice No : X19670  
Amount Due: \$ 550.00  
Due Date: 17 Mar 2022





CHARTERED ACCOUNTANTS - SINCE 1969

# 37500 - Investment Expenses

2022 Financial Year

**Preparer** Lousse Montiel

**Reviewer** Steven Lee

**Status** Completed

Account Code	Description	CY Balance	LY Balance	Change
00096	Investment Expenses	\$2,833.82	\$3,038.51	(6.74)%
ROTHS001_GAINS (LOSSE	Gains(Losses) on Sale of Traditional Securities	(\$2,449.13)	\$22,685.15	(110.8)%
<b>TOTAL</b>		<b>CY Balance</b>	<b>LY Balance</b>	
		\$384.69	\$25,723.66	

## Supporting Documents

- General Ledger [Report](#)
- FIIG Interest and FIIG expenses reconciliation.xlsx [00096](#)

## Standard Checklist

- Attach all source documentation
- Ensure all Transactions have been entered

**THERESA AND MICHAEL ROTH SUPERANUATION FUND**

**General Ledger**

As at 30 June 2022

Transaction Date	Description	Units	Debit	Credit	Balance \$
<b>Investment Expenses (37500)</b>					
<u>Investment Expenses (00096)</u>					
31/07/2021	FIIG Expenses [FIIG Expenses] [FIIG Expenses] [FIIG Expenses] [FIIG Expenses] [FIIG Expenses] [FIIG Expenses] [FIIG Expenses] [FIIG Expenses] [FIIG Expenses] [FIIG Expenses] [to record investment expenses, interest receivable, and adjustments on interests in FIIG and balance to gai]		2,833.82		2,833.82 DR
			<b>2,833.82</b>		<b>2,833.82 DR</b>
<u>Gains(Losses) on Sale of Traditional Securities (ROTHS001 GAINS(LOSSE)</u>					
09/07/2021	Inward Credit Direct Entry FIIG SECURITIES FIIG - C2000137675 0387755 Inward Credit Direct Entry FIIG SECURITIES FMACB 2017 0137675 \$752.12 \$5,750.89 Cr 13/07/2021 0606880			3,144.55	3,144.55 CR
16/11/2021	Firstmac disposal		594.88		2,549.67 CR
18/01/2022	Inward Credit Direct Entry FIIG SECURITIES MONEYTECH- 0137675 0606880 coupon Moneylech		562.14		1,987.53 CR
11/04/2022	Inward Credit Direct Entry FIIG SECURITIES FIIG - C2000137675 0387755 Redemption General Malors - Capital Gain occurred from excess of Return of Capital			461.60	2,449.13 CR
			<b>1,157.02</b>	<b>3,606.15</b>	<b>2,449.13 CR</b>
<b>Total Debits:</b>			<b>3,990.84</b>		
<b>Total Credits:</b>				<b>3,606.15</b>	

Date as per FIIG	Investment	Difference between Cash Received and FIIG report			TOTAL
		Interest Not Received	Cash Received	As per FIIG	
13/07/2021	FirstMac Mortgage Funding Trust	75.90			
12/08/2021	Privium Pty Ltd		1,366.57	1,533.88	167.31
14/09/2021	FirstMac Mortgage Funding Trust	78.35			
16/09/2021	Civic Nexus		4,386.58	4,471.22	84.64
13/10/2021	FirstMac Mortgage Funding Trust	73.00			
18/10/2021	Elanor Investments		1,694.08	1,775.00	80.92
16/11/2021	FirstMac Mortgage Funding Trust		745.80	747.70	1.90
16/12/2021	Civic Nexus		4,354.32	4,505.10	150.78
18/01/2022	Moneytech Finance Pty Ltd		30,353.65	30,507.41	153.76
16/06/2022	Plenary Health		638.97	766.38	127.41
Adjustment	Zipmoney		82.33	1,057.37	975.04
20/07/2021	Moneytech Finance Pty Ltd		435.35	508.16	72.81
Adjustment	StockCo Holdings Pty Ltd		1,058.40	1,850.40	792.00
		227.25			2,606.57
					<b>2,833.82</b>

Date as per FIIG	FIIG Expenses - Cash basis
30/06/2021	240.94
31/07/2021	250.89
31/08/2021	252.21
30/09/2021	243.27
31/10/2021	246.77
30/11/2021	237.22
31/12/2021	243.19
31/01/2022	238.77
28/02/2022	211.87
31/03/2022	230.73
30/04/2022	216.25
31/05/2022	221.71
	<b>2,833.82</b>

06.07.2021	stockco	145.80
06.08.2021	stockco	145.80
06.09.2021	stockco	145.80
07.10.2021	stockco	145.80
09.11.2021	stockco	158.40
07.12.2021	stockco	158.40
07.01.2022	stockco	158.40
08.02.2022	stockco	158.40
10.03.2022	stockco	158.40
08.04.2022	stockco	158.40
09.05.2022	stockco	158.40
07.06.2022	stockco	158.40
12.07.2021	zip	92.23
10.08.2021	zip	83.58
10.09.2021	zip	89.22
11.10.2021	zip	89.35
10.11.2021	zip	86.47
10.12.2021	zip	86.44
11.01.2022	zip	89.43
11.02.2022	zip	89.43
11.03.2022	zip	80.72
12.04.2022	zip	92.38
10.05.2022	zip	83.82
14.06.2022	zip	94.30

# 41600 - Pensions Paid

2022 Financial Year

Preparer Louise Montiel

Reviewer Steven Lee

Status Completed

Account Code	Description	CY Balance	LY Balance	Change
ROTMIC00004P	(Pensions Paid) Roth, Michael - Pension (Account Based Pension)	\$33,810.00	\$30,200.00	11.95%
ROTTHE00004P	(Pensions Paid) Roth, Theresa - Pension (Account Based Pension)	\$46,230.00	\$41,300.00	11.94%
ROTTHE00008P	(Pensions Paid) Roth, Theresa - Pension (Account Based Pension)	\$6,440.00	\$5,750.00	12%
<b>TOTAL</b>		<b>CY Balance</b>	<b>LY Balance</b>	
		\$86,480.00	\$77,250.00	

## Supporting Documents

- Pension Summary Report [Report](#)
- Pension\_Calc.pdf

## Standard Checklist

- Attach copy of Pension Summary Report
- Ensure Member(s) have been advised of pension for coming year
- Ensure Minimum Pension has been paid for each account

**THERESA AND MICHAEL ROTH SUPERANUATION FUND**

**Pension Summary**

As at 30 June 2022

**Member Name :** Roth, Michael

**Member Age :** 77\* (Date of Birth : Provided)

Member Code	Pension Type	Pension Start Date	Tax Free	Min / PF	Minimum	Maximum	Gross Pension Payments	PAYG	Net Pension Payment	Amount to reach Minimum
ROTMIC00004P	Account Based Pension	30/06/2013	96.02%	3.00%	\$33,810.00*	N/A	\$33,810.00	\$0.00	\$33,810.00	\$0.00

\*COVID-19 50% reduction has been applied to the minimum pension amount.

					<b>\$33,810.00</b>	<b>\$0.00</b>	<b>\$33,810.00</b>	<b>\$0.00</b>	<b>\$33,810.00</b>	<b>\$0.00</b>
--	--	--	--	--	--------------------	---------------	--------------------	---------------	--------------------	---------------

**Member Name :** Roth, Theresa

**Member Age :** 78\* (Date of Birth : Provided)

Member Code	Pension Type	Pension Start Date	Tax Free	Min / PF	Minimum	Maximum	Gross Pension Payments	PAYG	Net Pension Payment	Amount to reach Minimum
ROTTHE00004P	Account Based Pension	30/06/2013	82.65%	3.00%	\$46,230.00*	N/A	\$46,230.00	\$0.00	\$46,230.00	\$0.00

\*COVID-19 50% reduction has been applied to the minimum pension amount.

ROTTHE00008P	Account Based Pension	20/06/2017	100.00%	3.00%	\$6,440.00*	N/A	\$6,440.00	\$0.00	\$6,440.00	\$0.00
--------------	-----------------------	------------	---------	-------	-------------	-----	------------	--------	------------	--------

\*COVID-19 50% reduction has been applied to the minimum pension amount.

					<b>\$52,670.00</b>	<b>\$0.00</b>	<b>\$52,670.00</b>	<b>\$0.00</b>	<b>\$52,670.00</b>	<b>\$0.00</b>
--	--	--	--	--	--------------------	---------------	--------------------	---------------	--------------------	---------------

**Total :**

					<b>\$86,480.00</b>	<b>\$0.00</b>	<b>\$86,480.00</b>	<b>\$0.00</b>	<b>\$86,480.00</b>	<b>\$0.00</b>
--	--	--	--	--	--------------------	---------------	--------------------	---------------	--------------------	---------------

\*Age as at 01/07/2021 or pension start date for new pensions.



SuperHelp Australia Pty Ltd

ABN 60 061 126 663

P O Box 454

Burwood, NSW 1805

Phone: 1 300 736 453

Fax: (02) 8456 5904

Website: [www.superhelp.com.au](http://www.superhelp.com.au)

Date: 05 December  
2022

Dear Sir/Madam,

**Re: Pension Requirements for Pension Member(s) for  
THERESA AND MICHAEL ROTH SUPERANUATION FUND**

Please find attached your pension requirement(s) for the 2022-2023 financial year.

Please ensure that the pension for the 2022-2023 income year fits within these Minimum and Maximum levels. Please note that any pensions that would have been commenced during the 2022-2023 income year are not included in the calculations.

Sincerely Yours,

Superhelp Australia Pty Ltd



**THERESA AND MICHAEL ROTH SUPERANUATION FUND**  
**Yearly Projected Pension Calculation Report**

As at 01 July 2022

Member Name	Member Code	Pension Type	Pension Start/ Conversion Date	Age (as at 01/07/2022)	Opening Balance	Minimum Amount *	Maximum Amount	Tax Free %	Min Tax Free Payments	Min Taxable Payments
Roth, Michael	ROTMIC00004P	Account Based Pension	30/06/2013	78	1,168,996.42	35,070.00	N/A	96.02	33,674.21	1,395.79
					<b>1,168,996.42</b>	<b>35,070.00</b>			<b>33,674.21</b>	<b>1,395.79</b>
Roth, Theresa	ROTTHE00004P	Account Based Pension	30/06/2013	79	1,598,229.64	47,950.00	N/A	82.65	39,630.68	8,319.32
Roth, Theresa	ROTTHE00008P	Account Based Pension	20/06/2017	79	222,756.06	6,680.00	N/A	100.00	6,680.00	0.00
					<b>1,820,985.70</b>	<b>54,630.00</b>			<b>46,310.68</b>	<b>8,319.32</b>
					<b>2,989,982.12</b>	<b>89,700.00</b>			<b>79,984.89</b>	<b>9,715.11</b>

\* COVID-19 50% reduction has been applied to the minimum pension amount

# 48500 - Income Tax Expense

2022 Financial Year

---

**Preparer** Lousse Montiel

**Reviewer** Steven Lee

**Status** Completed

Account Code	Description	CY Balance	LY Balance	Change
48500	Income Tax Expense	(\$2,064.20)	\$472.10	(537.24)%
<b>TOTAL</b>		<b>CY Balance</b>	<b>LY Balance</b>	
		(\$2,064.20)	\$472.10	

## Supporting Documents

No supporting documents

# 49000 - Profit/Loss Allocation Account

2022 Financial Year

**Preparer** Lousse Montiel

**Reviewer** Steven Lee

**Status** Completed

Account Code	Description	CY Balance	LY Balance	Change
49000	Profit/Loss Allocation Account	\$123,029.49	\$346,481.50	(64.49)%
<b>TOTAL</b>		<b>CY Balance</b>	<b>LY Balance</b>	
		\$123,029.49	\$346,481.50	

## Supporting Documents

No supporting documents

# 50000 - Members

2022 Financial Year

Preparer Luisse Montiel

Reviewer Steven Lee

Status Completed

Account Code	Description	Opening Balance	Contribution Income	Earnings	Member Payments	Tax & Fees	Closing Balance	Change	
ROTMIC00004P	Roth, Michael - Pension (Account Based Pension)	(\$1,127,150.42)		(\$75,656.00)	\$33,810.00		(\$1,168,996.42)	3.71%	
ROTMIC00007A	Roth, Michael - Accumulation (Accumulation)	(\$318,549.75)		(\$21,566.80)		\$5,728.07	(\$334,388.48)	4.97%	
ROTTHE00004P	Roth, Theresa - Pension (Account Based Pension)	(\$1,540,887.32)		(\$103,572.32)	\$46,230.00		(\$1,598,229.64)	3.72%	
ROTTHE00008P	Roth, Theresa - Pension (Account Based Pension)	(\$214,753.62)		(\$14,442.44)	\$6,440.00		(\$222,756.06)	3.73%	
<b>TOTAL</b>			<b>Opening Balance</b>	<b>Contribution Income</b>	<b>Earnings</b>	<b>Member Payments</b>	<b>Tax &amp; Fees</b>	<b>Closing Balance</b>	
			(\$3,201,341.11)		(\$215,237.56)	\$86,480.00	\$5,728.07	(\$3,324,370.60)	

## Supporting Documents

Members Statements [Report](#)

○ Members Summary [Report](#)

### Standard Checklist

Attach copies of Members Statements

# Theresa and Michael Roth Superannuation Fund

## Members Statement

Michael Roth  
 2/31 Epacris Avenue  
 Caringbah South, New South Wales, 2229, Australia

### Your Details

		Nominated Beneficiaries:	Theresa Roth
Date of Birth :	Provided	Nomination Type:	N/A
Age:	78	Vested Benefits:	1,168,996.42
Tax File Number:	Provided	Total Death Benefit:	1,168,996.42
Date Joined Fund:	01/07/2005	Current Salary:	0.00
Service Period Start Date:	19/01/1976	Previous Salary:	0.00
Date Left Fund:		Disability Benefit:	0.00
Member Code:	ROTMIC00004P		
Account Start Date:	30/06/2013		
Account Phase:	Retirement Phase		
Account Description:	Account Based Pension		

### Your Balance

Total Benefits 1,168,996.42

#### Preservation Components

Preserved  
 Unrestricted Non Preserved 1,168,996.42  
 Restricted Non Preserved

#### Tax Components

Tax Free (96.02%) 1,122,474.40  
 Taxable 46,522.02

### Your Detailed Account Summary

	This Year
Opening balance at 01/07/2021	1,127,150.42
<u>Increases to Member account during the period</u>	
Employer Contributions	
Personal Contributions (Concessional)	
Personal Contributions (Non Concessional)	
Government Co-Contributions	
Other Contributions	
Proceeds of Insurance Policies	
Transfers In	
Net Earnings	75,656.00
Internal Transfer In	
<u>Decreases to Member account during the period</u>	
Pensions Paid	33,810.00
Contributions Tax	
Income Tax	
No TFN Excess Contributions Tax	
Excess Contributions Tax	
Refund Excess Contributions	
Division 293 Tax	
Insurance Policy Premiums Paid	
Management Fees	
Member Expenses	
Benefits Paid/Transfers Out	
Superannuation Surcharge Tax	
Internal Transfer Out	
Closing balance at 30/06/2022	1,168,996.42

# Members Statement

---

## Trustee's Disclaimer

This statement has been prepared by the Trustee for the member whose name appears at the top of this statement. Every effort has been made by the Trustee to ensure the accuracy and completeness of this Statement. The Trustee does not accept any liability for any error, omission or misprint. All amounts shown in relation to benefits do not take into account any amounts which may be withheld to satisfy the requirements imposed by the Income Tax Assessment Act 1936.

Signed by all the trustees of the fund

---

Michael Roth  
Trustee

---

Theresa Roth  
Trustee

**THERESA AND MICHAEL ROTH SUPERANUATION FUND**  
**Members Statement**

Michael Roth  
 2/31 Epacris Avenue  
 Caringbah South, New South Wales, 2229, Australia

<b>Your Details</b>		Nominated Beneficiaries:	N/A
Date of Birth :	Provided	Nomination Type:	N/A
Age:	78	Vested Benefits:	334,388.48
Tax File Number:	Provided		
Date Joined Fund:	01/07/2005		
Service Period Start Date:			
Date Left Fund:			
Member Code:	ROTMIC00007A		
Account Start Date:	30/06/2017		
Account Phase:	Accumulation Phase		
Account Description:	Accumulation		

<b>Your Balance</b>	
<b>Total Benefits</b>	<b>334,388.48</b>
<u>Preservation Components</u>	
Preserved	
Unrestricted Non Preserved	334,388.48
Restricted Non Preserved	
<u>Tax Components</u>	
Tax Free	225,234.90
Taxable	109,153.58

<b>Your Detailed Account Summary</b>		<b>This Year</b>
Opening balance at 01/07/2021		318,549.75
<u>Increases to Member account during the period</u>		
Employer Contributions		
Personal Contributions (Concessional)		
Personal Contributions (Non Concessional)		
Government Co-Contributions		
Other Contributions		
Proceeds of Insurance Policies		
Transfers In		
Net Earnings		21,566.80
Internal Transfer In		
<u>Decreases to Member account during the period</u>		
Pensions Paid		
Contributions Tax		
Income Tax		5,728.07
No TFN Excess Contributions Tax		
Excess Contributions Tax		
Refund Excess Contributions		
Division 293 Tax		
Insurance Policy Premiums Paid		
Management Fees		
Member Expenses		
Benefits Paid/Transfers Out		
Superannuation Surcharge Tax		
Internal Transfer Out		
Closing balance at 30/06/2022		334,388.48



# Members Statement

---

## Trustee's Disclaimer

This statement has been prepared by the Trustee for the member whose name appears at the top of this statement. Every effort has been made by the Trustee to ensure the accuracy and completeness of this Statement. The Trustee does not accept any liability for any error, omission or misprint. All amounts shown in relation to benefits do not take into account any amounts which may be withheld to satisfy the requirements imposed by the Income Tax Assessment Act 1936.

Signed by all the trustees of the fund

---

Michael Roth  
Trustee

---

Theresa Roth  
Trustee

# Theresa and Michael Roth Superannuation Fund

## Members Statement

Theresa Roth  
 2/31 Epacris Avenue  
 Caringbah South, New South Wales, 2229, Australia

<b>Your Details</b>		Nominated Beneficiaries:	Michael Roth
Date of Birth :	Provided	Nomination Type:	N/A
Age:	79	Vested Benefits:	1,598,229.64
Tax File Number:	Provided	Total Death Benefit:	1,598,229.64
Date Joined Fund:	01/07/2005	Current Salary:	0.00
Service Period Start Date:	01/04/1988	Previous Salary:	0.00
Date Left Fund:		Disability Benefit:	0.00
Member Code:	ROTTHE00004P		
Account Start Date:	30/06/2013		
Account Phase:	Retirement Phase		
Account Description:	Account Based Pension		

<b>Your Balance</b>	
Total Benefits	1,598,229.64
<u>Preservation Components</u>	
Preserved	
Unrestricted Non Preserved	1,598,229.64
Restricted Non Preserved	
<u>Tax Components</u>	
Tax Free (82.65%)	1,320,922.28
Taxable	277,307.36

<b>Your Detailed Account Summary</b>		This Year
Opening balance at 01/07/2021		1,540,887.32
<u>Increases to Member account during the period</u>		
Employer Contributions		
Personal Contributions (Concessional)		
Personal Contributions (Non Concessional)		
Government Co-Contributions		
Other Contributions		
Proceeds of Insurance Policies		
Transfers In		
Net Earnings		103,572.32
Internal Transfer In		
<u>Decreases to Member account during the period</u>		
Pensions Paid		46,230.00
Contributions Tax		
Income Tax		
No TFN Excess Contributions Tax		
Excess Contributions Tax		
Refund Excess Contributions		
Division 293 Tax		
Insurance Policy Premiums Paid		
Management Fees		
Member Expenses		
Benefits Paid/Transfers Out		
Superannuation Surcharge Tax		
Internal Transfer Out		
Closing balance at 30/06/2022		1,598,229.64

# Members Statement

---

## Trustee's Disclaimer

This statement has been prepared by the Trustee for the member whose name appears at the top of this statement. Every effort has been made by the Trustee to ensure the accuracy and completeness of this Statement. The Trustee does not accept any liability for any error, omission or misprint. All amounts shown in relation to benefits do not take into account any amounts which may be withheld to satisfy the requirements imposed by the Income Tax Assessment Act 1936.

Signed by all the trustees of the fund

\_\_\_\_\_  
Michael Roth  
Trustee

\_\_\_\_\_  
Theresa Roth  
Trustee

**THERESA AND MICHAEL ROTH SUPERANUATION FUND**  
**Members Statement**

Theresa Roth  
 2/31 Epacris Avenue  
 Caringbah South, New South Wales, 2229, Australia

<b>Your Details</b>		Nominated Beneficiaries:	N/A
Date of Birth :	Provided	Nomination Type:	N/A
Age:	79	Vested Benefits:	222,756.06
Tax File Number:	Provided		
Date Joined Fund:	01/07/2005		
Service Period Start Date:			
Date Left Fund:			
Member Code:	ROTTHE00008P		
Account Start Date:	20/06/2017		
Account Phase:	Retirement Phase		
Account Description:	Account Based Pension		

<b>Your Balance</b>	
Total Benefits	222,756.06
<u>Preservation Components</u>	
Preserved	
Unrestricted Non Preserved	222,756.06
Restricted Non Preserved	
<u>Tax Components</u>	
Tax Free (100.00%)	222,756.06
Taxable	

<b>Your Detailed Account Summary</b>		<b>This Year</b>
Opening balance at 01/07/2021		214,753.62
<u>Increases to Member account during the period</u>		
Employer Contributions		
Personal Contributions (Concessional)		
Personal Contributions (Non Concessional)		
Government Co-Contributions		
Other Contributions		
Proceeds of Insurance Policies		
Transfers In		
Net Earnings		14,442.44
Internal Transfer In		
<u>Decreases to Member account during the period</u>		
Pensions Paid		6,440.00
Contributions Tax		
Income Tax		
No TFN Excess Contributions Tax		
Excess Contributions Tax		
Refund Excess Contributions		
Division 293 Tax		
Insurance Policy Premiums Paid		
Management Fees		
Member Expenses		
Benefits Paid/Transfers Out		
Superannuation Surcharge Tax		
Internal Transfer Out		
Closing balance at 30/06/2022		222,756.06

# Members Statement

---

## Trustee's Disclaimer

This statement has been prepared by the Trustee for the member whose name appears at the top of this statement. Every effort has been made by the Trustee to ensure the accuracy and completeness of this Statement. The Trustee does not accept any liability for any error, omission or misprint. All amounts shown in relation to benefits do not take into account any amounts which may be withheld to satisfy the requirements imposed by the Income Tax Assessment Act 1936.

Signed by all the trustees of the fund

---

Michael Roth  
Trustee

---

Theresa Roth  
Trustee

**THERESA AND MICHAEL ROTH SUPERANUATION FUND**

**Members Summary Report**

As at 30 June 2022

Opening Balance	Increases				Decreases					Closing Balance	
	Contributions	Transfers In	Net Earnings	Insurance Proceeds	Pensions Paid	Contributions Tax	Taxes Paid	Benefits Paid/ Transfers Out	Insurance Premiums		Member Expenses
<b>Michael Roth (Age: 78)</b>											
ROTMIC00004P - Account Based Pension - Tax Free: 96.02%											
1,127,150.42			75,656.00		33,810.00						1,168,996.42
ROTMIC00007A - Accumulation											
318,549.75			21,566.80				5,728.07				334,388.48
<b>1,445,700.17</b>			<b>97,222.80</b>		<b>33,810.00</b>		<b>5,728.07</b>				<b>1,503,384.90</b>
<b>Theresa Roth (Age: 79)</b>											
ROTTHE00004P - Account Based Pension - Tax Free: 82.65%											
1,540,887.32			103,572.32		46,230.00						1,598,229.64
ROTTHE00008P - Account Based Pension - Tax Free: 100.00%											
214,753.62			14,442.44		6,440.00						222,756.06
<b>1,755,640.94</b>			<b>118,014.76</b>		<b>52,670.00</b>						<b>1,820,985.70</b>
<b>3,201,341.11</b>			<b>215,237.56</b>		<b>86,480.00</b>		<b>5,728.07</b>				<b>3,324,370.60</b>

# 60400 - Bank Accounts

2022 Financial Year

Preparer Louise Montiel

Reviewer Steven Lee

Status Completed

Account Code	Description	CY Balance	LY Balance	Change
CBA11670102	CBA 11670102	\$166.04	\$166.04	0%
STG002879080	St George Bank 2879080	\$160.20	\$806.12	(80.13)%
UBANK373369767	UBank SMSF ***767	\$21,346.39	\$52,841.56	(59.6)%
<b>TOTAL</b>		<b>CY Balance</b>	<b>LY Balance</b>	
		\$21,672.63	\$53,813.72	

## Supporting Documents

- Bank Statement Report [Report](#)
- Bank\_stats\_Comm\_102.pdf [CBA11670102](#)
- Bank\_stats\_st.george\_080 (1).pdf [STG002879080](#)
- Bank\_stats\_767\_Ubank\_complete.pdf [UBANK373369767](#)

## Standard Checklist

- Attach Copies of Bank Statements
- Attach copy of Bank Statement Report
- Ensure all Balances match Statement Balances at June 30
- Ensure all Transactions have been entered

**THERESA AND MICHAEL ROTH SUPERANUATION FUND**  
**Bank Statement Report**

For The Period 01 July 2021 to 30 June 2022

**Chart Code:** 60400 / CBA11670102

**Account Name:** CBA 11670102

**BSB and Account Number:** 062000 11670102

<b>Opening Balance</b>	-	<b>Total Debits</b>	+	<b>Total Credits</b>	=	<b>Closing Balance</b>	<b>Data Feed Used</b>
\$ 166.04						\$ 166.04	

<b>Date</b>	<b>Description</b>	<b>Debit</b>	<b>Credit</b>	<b>Ledger Balance</b>	<b>Statement Balance</b>	<b>Variance</b>
		\$	\$	\$	\$	\$
01/07/2021	Opening Balance			166.04		
30/06/2022	CLOSING BALANCE			166.04		



**THERESA AND MICHAEL ROTH SUPERANUATION FUND**  
**Bank Statement Report**

For The Period 01 July 2021 to 30 June 2022

**Chart Code:** 60400 / STG002879080

**Account Name:** St George Bank 2879080

**BSB and Account Number:** 112879 002879080

<b>Opening Balance</b>	-	<b>Total Debits</b>	+	<b>Total Credits</b>	=	<b>Closing Balance</b>	<b>Data Feed Used</b>
\$ 806.12		\$ 239,605.00		\$ 238,959.08		\$ 160.20	

Date	Description	Debit \$	Credit \$	Ledger Balance \$	Statement Balance \$	Variance \$
01/07/2021	Opening Balance			806.12		
01/07/2021	Theresa and Mich To stg [Funds Transfer to Theresa and Michael Roth Superfu To stg Funds Transfer to Theresa and Michael Roth Superfu To stg \$45,000.00 \$2,841.56 Cr 01/07/2021 Inward Credit Direct Entry FIIG SECURITIES RWH-IAB-0% 0137675 \$791.83 \$3,633.39 Cr 01/07/2021]		5,000.00	5,806.12		
01/07/2021	Theresa and Mich To stg [Funds Transfer to Theresa and Michael Roth Superfu Ch hall]		45,000.00	50,806.12		
02/07/2021	INTERNET WITHDRAWAL 02JUL 09:35 84960806	50,000.00		806.12		
02/07/2021	NAB INTERIM DIV DV221/00982805 [System Matched Income Data]		600.00	1,406.12		
31/07/2021	CREDIT INTEREST		0.12	1,406.24		
31/08/2021	CREDIT INTEREST		0.05	1,406.29		
21/09/2021	BHP GROUP DIV AF384/00983448 [System Matched Income Data]		3,258.32	4,664.61		
22/09/2021	SUN FNL&SPC DIV 001262992935 [System Matched Income Data]		932.16	5,596.77		
22/09/2021	Theresa and Mich For charter hall [0606880 Transfer to Theresa and Michael Roth Superful For charter hall]		21,000.00	26,596.77		
23/09/2021	INTERNET WITHDRAWAL 23SEP 09:24 85974657	25,000.00		1,596.77		
23/09/2021	TLS FNL DIV 001264794163 [System Matched Income Data]		1,600.00	3,196.77		
30/09/2021	CREDIT INTEREST		0.11	3,196.88		
18/10/2021	Theresa and Mich Ch hall [Funds Transfer to Theresa and Michael Roth Superfu Ch hall]		40,000.00	43,196.88		

**THERESA AND MICHAEL ROTH SUPERANUATION FUND**

**Bank Statement Report**

For The Period 01 July 2021 to 30 June 2022

Date	Description	Debit \$	Credit \$	Ledger Balance \$	Statement Balance \$	Variance \$
19/10/2021	INTERNET WITHDRAWAL 19OCT 09:02 86323466	40,000.00		3,196.88		
30/10/2021	CREDIT INTEREST		0.19	3,197.07		
20/11/2021	INTERNET WITHDRAWAL 20NOV 09:19 Deposit Dep tax return Superhelp	550.00		2,647.07		
30/11/2021	Theresa and Mich PFA [Funds Transfer to Theresa and Michael Roth Superfu PFA]		40,000.00	42,647.07		
30/11/2021	CREDIT INTEREST		0.34	42,647.41		
30/11/2021	BONUS INTEREST		0.16	42,647.57		
01/12/2021	INTERNET WITHDRAWAL 01DEC 08:29 87469938	40,000.00		2,647.57		
15/12/2021	NAB FINAL DIV DV222/00477619 [System Matched Income Data]		670.00	3,317.57		
31/12/2021	CREDIT INTEREST		0.38	3,317.95		
19/01/2022	Theresa and Mich For chhall [Funds Transfer to Theresa and Michael Roth Superfu For chhall Bank Transfer st George AK 002879080]		75,000.00	78,317.95		
20/01/2022	INTERNET WITHDRAWAL 20JAN 09:36 87556049	75,000.00		3,317.95		
31/01/2022	CREDIT INTEREST		0.73	3,318.68		
28/02/2022	CREDIT INTEREST		0.38	3,319.06		
11/03/2022	INTERNET WITHDRAWAL 11MAR 16:17 balance inv 0487	1,055.00		2,264.06		
22/03/2022	ATO ATO006000016044210		1,351.65	3,615.71		
28/03/2022	BHP GROUP DIV AI385/00282719 [System Matched Income Data]		2,496.67	6,112.38		
31/03/2022	INTERNET WITHDRAWAL 31MAR 16:46 TR part pension	2,000.00		4,112.38		
31/03/2022	CREDIT INTEREST		0.42	4,112.80		
31/03/2022	BONUS INTEREST		0.28	4,113.08		
01/04/2022	SUN INTERIM DIV 001271653938 [System Matched Income Data]		446.66	4,559.74		
01/04/2022	TLS ITM DIV 001274663315 [System Matched Income Data]		1,600.00	6,159.74		

**THERESA AND MICHAEL ROTH SUPERANUATION FUND**  
**Bank Statement Report**

For The Period 01 July 2021 to 30 June 2022

<b>Date</b>	<b>Description</b>	<b>Debit \$</b>	<b>Credit \$</b>	<b>Ledger Balance \$</b>	<b>Statement Balance \$</b>	<b>Variance \$</b>
12/04/2022	INTERNET WITHDRAWAL 12APR 11:39 Part pension TR 21/22	5,000.00		1,159.74		
30/04/2022	CREDIT INTEREST		0.36	1,160.10		
20/05/2022	INTERNET WITHDRAWALN INTERNAL [Inward Credit Direct Entry THERESA ROTH Internal 0106600 Transfer from St To M Super 819080 Econom]	1,000.00		160.10		
31/05/2022	CREDIT INTEREST		0.09	160.19		
30/06/2022	CREDIT INTEREST		0.01	160.20		
30/06/2022	CLOSING BALANCE			160.20		
		239,605.00	238,959.08			

**THERESA AND MICHAEL ROTH SUPERANUATION FUND**  
**Bank Statement Report**

For The Period 01 July 2021 to 30 June 2022

**Chart Code:** 60400 / UBANK373369767

**Account Name:** UBank SMSF \*\*\*767

**BSB and Account Number:** 082991 373369767

<b>Opening Balance</b>	-	<b>Total Debits</b>	+	<b>Total Credits</b>	=	<b>Closing Balance</b>	<b>Data Feed Used</b>
\$ 52,841.56		\$ 375,328.60		\$ 343,833.43		\$ 21,346.39	

Date	Description	Debit \$	Credit \$	Ledger Balance \$	Statement Balance \$	Variance \$
01/07/2021	Opening Balance			52,841.56		
01/07/2021	Theresa and Mich To stg [Funds Transfer to Theresa and Michael Roth Superfu To stg Funds Transfer to Theresa and Michael Roth Superfu To stg \$45,000.00 \$2,841.56 Cr 01/07/2021 Inward Credit Direct Entry FIIG SECURITIES RWH-IAB-0% 0137675 \$791.83 \$3,633.39 Cr 01/07/2021]	5,000.00		47,841.56		
01/07/2021	Theresa and Mich To stg [Funds Transfer to Theresa and Michael Roth Superfu Ch hall]	45,000.00		2,841.56		
01/07/2021	Inward Direct Credit Entry FIIG Securities		791.83	3,633.39		
06/07/2021	Inward Direct Credit Entry FIIG Securities		145.80	3,779.19		
09/07/2021	Inward Credit Direct Entry FIIG SECURITIES FIIG - C2000137675 0387755 Inward Credit Direct Entry FIIG SECURITIES FMACB 2017 0137675 \$752.12 \$5,750.89 Cr 13/07/2021 0606880		1,219.58	4,998.77		
13/07/2021	Inward Direct Credit Entry FIIG Securities		752.12	5,750.89		
19/07/2021	Inward Credit Direct Entry Dividend PFA Ord Dist 0009157476 0255730 [Amount Receivable]		2,040.54	7,791.43		
19/07/2021	Inward Credit Direct Entry Dividend CHDIF3 DIST 0009157476 0255730 Inward Credit Direct Entry Dividend CHDIF2 DIST 0009157476 \$2,397.00 \$12,292.18 Cr 19/07/2021 0255730 [Amount Receivable]		2,103.75	9,895.18		
19/07/2021	Inward Direct Credit Entry Dividend CHDIF2		2,397.00	12,292.18		
19/07/2021	Dividend DIF4 [Amount Receivable]		3,101.85	15,394.03		
20/07/2021	Inward Direct Credit Entry FIIG Securites		435.35	15,829.38		

**THERESA AND MICHAEL ROTH SUPERANUATION FUND**

**Bank Statement Report**

For The Period 01 July 2021 to 30 June 2022

<b>Date</b>	<b>Description</b>	<b>Debit \$</b>	<b>Credit \$</b>	<b>Ledger Balance \$</b>	<b>Statement Balance \$</b>	<b>Variance \$</b>
20/07/2021	Dividend DOF WSA [Amount Receivable]		2,170.80	18,000.18		
21/07/2021	Inward Credit Direct Entry FIIG SECURITIES CENTURIA-B 0137675 0606880		534.78	18,534.96		
29/07/2021	Inward Credit Direct Entry FIIG SECURITIES PEMEX- 5.95 0137675 0606880		1,525.27	20,060.23		
31/07/2021	Interest		1.34	20,061.57		
03/08/2021	Inward Credit Direct Entry FIIG SECURITIES SUNLAND-6. 0137675 0606880		775.00	20,836.57		
06/08/2021	Inward Credit Direct Entry FIIG SECURITIES StockCo- 8. 0137675 0606880		145.80	20,982.37		
12/08/2021	Inward Credit Direct Entry FIIG Securities		1,366.57	22,348.94		
13/08/2021	Inward Credit Direct Entry FIIG SECURITIES FMACB 2017 7 0137675 0606880		1,432.24	23,781.18		
16/08/2021	Dividend PFA		2,321.01	26,102.19		
17/08/2021	PFA Application	20,000.00		6,102.19		
19/08/2021	Inward Credit Value Date 19/08/2021. Direct Entry FIIG SECURITIES TCP-USLIBO 0137675 0606880		172.88	6,275.07		
20/08/2021	Inward Credit Direct Entry FIIG SECURITIES AGN-ILB- 3. 0137675 0606880		1,086.34	7,361.41		
23/08/2021	Inward Credit Direct Entry FIIG SECURITIES SYDAIR- ILB 0137675 0606880		2,692.76	10,054.17		
24/08/2021	Inward Credit Direct Entry FIIG SECURITIES GMFC- 3.85% 0137675 0606880		385.00	10,439.17		
26/08/2021	Inward Credit Direct Entry FIIG SECURITIES WAS- 7.00%-0137675 0606880		3,632.00	14,071.17		
31/08/2021	Interest		2.08	14,073.25		
03/09/2021	Inward Credit Direct Entry FIIG SECURITIES SCT- 6.50%-0137675		1,137.50	15,210.75		
07/09/2021	Inward Credit Direct Entry FIIG SECURITIES StockCo- 8. 0137675 0606880		145.80	15,356.55		
14/09/2021	Inward Credit Direct Entry FIIG SECURITIES FMACB 2017 0137675		1,072.48	16,429.03		
15/09/2021	Dividend PFA		2,433.25	18,862.28		
16/09/2021	Inward Credit Direct Entry FIIG SECURITIES PHF-IAB- 0% 0137675		734.84	19,597.12		

**THERESA AND MICHAEL ROTH SUPERANUATION FUND**

**Bank Statement Report**

For The Period 01 July 2021 to 30 June 2022

Date	Description	Debit \$	Credit \$	Ledger Balance \$	Statement Balance \$	Variance \$
16/09/2021	0606880 Inward Credit Direct Entry FIIG SECURITIES CIVICNEXUS 0137675		4,386.58	23,983.70		
22/09/2021	Theresa and Mich For charter hall [0606880 Transfer to Theresa and Michael Roth Superful For charter hall]	21,000.00		2,983.70		
22/09/2021	Funds Inward Credit Direct Entry FIIG SECURITIES NextGen-7. 0137675		395.00	3,378.70		
29/09/2021	0606880 Inward Credit Direct Entry FIIG SECURITIES Armour-8.7 0137675		2,670.51	6,049.21		
29/09/2021	Interest		1.69	6,050.90		
30/09/2021	Inward Credit Direct Entry FIIG Securities		8,584.32	14,635.22		
04/10/2021	Inward Credit Direct Entry FIIG SECURITIES MPC-IAB-0% 0137675		1,952.47	16,587.69		
04/10/2021	Inward Credit Direct Entry FIIG SECURITIES WYUNA-IAB- 0137675		2,815.38	19,403.07		
05/10/2021	Inward Credit Direct Entry FIIG SECURITIES RWH-IAB-0% 0137675 0606880		797.87	20,200.94		
05/10/2021	Inward Credit Direct Entry FIIG SECURITIES LUCAS-9.00 0137675		7,381.56	27,582.50		
07/10/2021	Inward Credit Direct Entry FIIG SECURITIES StockCo-8. 0137675 0606880		145.80	27,728.30		
13/10/2021	Inward Credit Direct Entry FIIG SECURITIES		1,383.69	29,111.99		
15/10/2021	Inward Credit Direct Entry Dividend DOF WSA Dist 0009157476 0255730 Direct [System Matched Income Data]		2,362.35	31,474.34		
15/10/2021	Inward Credit Direct Entry Dividend CHDIF2 DIST 0009157476 inive 0255730 [System Matched Income Data]		2,397.00	33,871.34		
15/10/2021	Inward Credit Direct Entry Dividend CHDIF3 DIST 0009157476 Inau 0255730 [System Matched Income Data]		2,422.50	36,293.84		
15/10/2021	Inward Credit Direct Entry Dividend PFA Ord Dist 0009157476 PFA 0255730		2,433.25	38,727.09		
15/10/2021	Inward Credit Direct Entry Dividend DIF4 Dist 0009157476 0255730 inite		3,452.04	42,179.13		
18/10/2021	Theresa and Mich Ch hall [Funds Transfer to Theresa and Michael Roth Superfu Ch hall]	40,000.00		2,179.13		
18/10/2021	Inward Credit Direct Entry FIIG SECURITIES ELANOR-7.1 0137675 0606880		1,694.08	3,873.21		

**THERESA AND MICHAEL ROTH SUPERANUATION FUND**

**Bank Statement Report**

For The Period 01 July 2021 to 30 June 2022

Date	Description	Debit \$	Credit \$	Ledger Balance \$	Statement Balance \$	Variance \$
19/10/2021	Inward Credit Direct Entry FIIG SECURITIES Moneytech- 0137675 0606880		506.75	4,379.96		
21/10/2021	Inward Credit Direct Entry FIIG SECURITIES CENTURIA-B 0137675 0606880		538.87	4,918.83		
31/10/2021	Interest for 01/10/2021 - 31/10/2021		1.78	4,920.61		
02/11/2021	Inward Credit Direct Entry FIIG SECURITIES SUNLAND-6. 0137675 0606880		775.00	5,695.61		
15/11/2021	Inward Credit Direct Entry Dividend PFA Ord Dist 0009157476 0255730 PFA		2,433.25	8,128.86		
15/11/2021	Inward Credit Direct Entry FIIG SECURITIES NCIGROUP-4 0137675 0606880 Nowe		3,664.61	11,793.47		
16/11/2021	Inward Credit Direct Entry FIIG SECURITIES TCP-USLIBO 0137675 cane 0606880		167.66	11,961.13		
16/11/2021	Inward Credit Direct Entry FIIG SECURITIES FMACB 2017 0137675 0606880 \$39,815.79 Cr early 16/11/2021 Inward Credit Direct Entry FIIG SECURITIES FIIG - C2000137675 0387755 \$27,108.86 Mac		745.80	12,706.93		
16/11/2021	Firstmac disposal		27,108.86	39,815.79		
19/11/2021	Inward Credit Direct Entry FIIG SECURITIES PACNATIONA 0137675 Notic. 0606880		525.00	40,340.79		
23/11/2021	Inward Credit Direct Entry FIIG SECURITIES AGN-ILB-3. 0137675 GAS 0606880		1,093.72	41,434.51		
24/11/2021	Inward Credit Direct Entry FIIG SECURITIES SYDAIR-ILB 0137675 Carpe 0606880		2,711.09	44,145.60		
29/11/2021	Inward Credit Direct Entry FIIG SECURITIES WAS-7.00%- 0137675 Stac 0606880		3,590.00	47,735.60		
30/11/2021	Theresa and Mich PFA [Funds Transfer to Theresa and Michael Roth Superfu PFA]	40,000.00		7,735.60		
30/11/2021	Interest for 01/11/2021 30/11/2021		1.78	7,737.38		
03/12/2021	Inward Credit Direct Entry FIIG SECURITIES SCT-6.50%-0137675 0606880 Logic		1,137.50	8,874.88		
07/12/2021	Inward Credit Direct Entry FIIG SECURITIES StockCo-9. 0137675 0606880		158.40	9,033.28		
15/12/2021	Inward Credit Direct Entry Dividend PFA Ord Dist 0009157476 PFA 0255730		2,433.25	11,466.53		
16/12/2021	Inward Credit Direct Entry FIIG SECURITIES PHF-IAB-0% 0137675 Pien 0606880		740.40	12,206.93		
16/12/2021	Inward Credit Direct Entry FIIG SECURITIES CIVICNEXUS 0137675 Civic 0606880		4,354.32	16,561.25		

**THERESA AND MICHAEL ROTH SUPERANUATION FUND**

**Bank Statement Report**

For The Period 01 July 2021 to 30 June 2022

Date	Description	Debit \$	Credit \$	Ledger Balance \$	Statement Balance \$	Variance \$
21/12/2021	Inward Credit Direct Entry FIIG SECURITIES NextGen-7. 0137675 for n. 0606880		20.00	16,581.25		
30/12/2021	Inward Credit Direct Entry FIIG SECURITIES LUCAS-9.00 0137675 0606880		7,257.82	23,839.07		
30/12/2021	Inward Credit Direct Entry FIIG SECURITIES Armour-8.7 0137675 0606880		2,626.76	26,465.83		
31/12/2021	Inward Credit Direct Entry FIIG SECURITIES RWH-IAB-0% 0137675 wome 0606880		803.91	27,269.74		
31/12/2021	Interest for 01/12/2021 - 31/12/2021 UBank is a division of National Australia Bank Ltd ABN 12 004 044 937 AFSL and Page 3 of 4 Australian Credit Licence 2306		3.48	27,273.22		
31/12/2021	Inward Credit Direct Entry FIIG SECURITIES WYUNA-IAB- 0137675 0606880		2,836.70	30,109.92		
04/01/2022	Inward Credit Direct Entry FIIG		1,967.27	32,077.19		
17/01/2022	Inward Credit Direct Entry Dividend PFA Ord Dist 0009157476 0255730 +\$2,659.58 \$42,077.02 CR 17/01/2022 Inward Credit Direct Entry Dividend CHDIF3 DIST 0009157476 0255730 +\$2,422.50 \$39,417.44 CR 17/01/2022 Inward Credit Direct Entry Dividend DIF2SpecialDist 0009157476 0255730 +\$2,397.00 \$36,994.94		158.40	32,235.59		
17/01/2022	Dividend PFA		2,659.58	34,895.17		
17/01/2022	Dividend CHDIF3		2,422.50	37,317.67		
17/01/2022	Dividend CHDIF2		2,397.00	39,714.67		
17/01/2022	Dividend DOF WSA		2,362.35	42,077.02		
17/01/2022	Inward Credit Direct Entry Dividend DIF4 Dist 0009157476 0255730 Dividend charter Hall Ind Not Fund		4,018.84	46,095.86		
18/01/2022	Inward Credit Direct Entry FIIG SECURITIES MONEYTECH- 0137675 0606880 coupon Moneylech		30,353.65	76,449.51		
19/01/2022	Theresa and Mich For chhall [Funds Transfer to Theresa and Michael Roth Superfu For chhall Bank Transfer st George AK 002879080]	75,000.00		1,449.51		
21/01/2022	Inward Credit Direct Entry FIIG SECURITIES CENTURIA-B 0137675 0606880 Coupon Caritiona		540.71	1,990.22		



**THERESA AND MICHAEL ROTH SUPERANUATION FUND**

**Bank Statement Report**

For The Period 01 July 2021 to 30 June 2022

Date	Description	Debit \$	Credit \$	Ledger Balance \$	Statement Balance \$	Variance \$
31/01/2022	Interest for 01/01/2022 - 31/01/2022		1.80	1,992.02		
01/02/2022	Inward Credit Direct Entry FIIG SECURITIES SUNLAND-6. 0137675 0606880 coupon Sunland		775.00	2,767.02		
01/02/2022	Dividend DIF2 [System Matched Income Data]		23,766.00	26,533.02		
02/02/2022	Funds Transfer to CHDPML CH Direct Industrial Fund 87566386 Purchase Add UNITS CharlentGall ind. Fund Distribution Non	20,000.00		6,533.02		
03/02/2022	Inward Credit Direct Entry FIIG SECURITIES PEMEX- 5.95 0137675 0606880 Coupon Pemax		1,577.67	8,110.69		
11/02/2022	Inward Credit Direct Entry FIIG SECURITIES ZipMoney T 0137675 0606880 coupon Zip Money		9.06	8,119.75		
15/02/2022	Inward Credit Direct Entry Dividend PFA Ord Dist 0009157476 0255730 Charlan Ha Dividend PFA Fund I		3,054.65	11,174.40		
18/02/2022	Inward Credit Direct Entry FIIG SECURITIES TCP- USLIBO 0137675 0606880		175.87	11,350.27		
22/02/2022	Inward Credit Direct Entry FIIG SECURITIES AGN-ILB- 3. 0137675 0606880 Coupon Avot Gas New upon		1,102.00	12,452.27		
22/02/2022	Inward Credit Direct Entry FIIG SECURITIES GMFC- 3.85% 0137675 0606880 Coupon General Motors		385.00	12,837.27		
23/02/2022	Inward Credit Direct Entry FIIG SECURITIES SYDAIR- ILB 0137675 0606880 coupon Sydney airport		2,731.76	15,569.03		
28/02/2022	Interest for 01/02/2022 - 28/02/2022		0.87	15,569.90		
28/02/2022	Inward Credit Direct Entry FIIG coupon SECURITIES WAS-7.00%- WA Stockwell 0137675 0606880		3,548.00	19,117.90		
03/03/2022	Inward Credit Direct Entry FIIG Coupon SECURITIES SCT-6.50%- SCT Legistance 0137675 0606880		1,137.50	20,255.40		
11/03/2022	Inward Credit Direct Entry FIIG Coupon SECURITIES ZipMoney T 0137675 ZIP Money 0606880		27.25	20,282.65		
15/03/2022	Inward Credit Direct Entry Dividend Dividend PFA Withdrawal 0009157476 Charter Hall 0255730 OFF Fund		3,054.65	23,337.30		
17/03/2022	Inward Credit Direct Entry FIIG Coupon SECURITIES PHF-IAB-0% Plenary 0137675		750.30	24,087.60		

**THERESA AND MICHAEL ROTH SUPERANUATION FUND**

**Bank Statement Report**

For The Period 01 July 2021 to 30 June 2022

Date	Description	Debit \$	Credit \$	Ledger Balance \$	Statement Balance \$	Variance \$
	0606880 Health					
17/03/2022	Funds Transfer to Michael Roth Part pensiba Pension Michael Roth	20,000.00		4,087.60		
23/03/2022	Inward Credit Direct Entry FIIG coupon SECURITIES CIVICNEXUS Civic Nexus 0137675 0606880		4,565.31	8,652.91		
29/03/2022	Inward Credit Direct Entry FIIG Coupon SECURITIES Armour-8.7 0137675 Armour 0606880 energy		2,583.01	11,235.92		
30/03/2022	Inward Credit Direct Entry FIIG Coupon SECURITIES LUCAS-9.00 Locas 0137675 0606880		7,134.05	18,369.97		
31/03/2022	Interest for 01/03/2022 - 31/03/2022		1.20	18,371.17		
31/03/2022	Inward Credit Direct Entry FIIG SECURITIES WYUNA-IAB- Coupon wyona water 0137675 0606880		2,874.62	21,245.79		
31/03/2022	Inward Credit Direct Entry FIIG Coupon SECURITIES PRIVIUM-6. 0137675 Privirus 0606880		1,047.32	22,293.11		
31/03/2022	Inward Credit Direct Entry FIIG coupon SECURITIES RWH-IAB-0% Royal Women's 0137675 0606880 Hospital		814.66	23,107.77		
31/03/2022	Funds Transfer to Theresa Roth TR Pension part part pension payment Thereon Roth	18,000.00		5,107.77		
01/04/2022	Inward Credit Direct Entry FIIG SECURITIES NCIG-12.5% 0137675 0606880 Coupon Newcastle Coal		8,298.68	13,406.45		
01/04/2022	Inward Credit Direct Entry FIIG SECURITIES MPC-IAB-0% 0137675 0606880 coupon Melbourne Cany Centre		1,993.56	15,400.01		
02/04/2022	Funds Transfer to 410224672 Balance pension MR Final penerony Michael Roth	13,810.00		1,590.01		
11/04/2022	Inward Credit Direct Entry FIIG SECURITIES FIIG - C2000137675 0387755 Redemption General Malors - Capital Gain occurred from excess of Return of Capital		20,264.20	21,854.21		
12/04/2022	Inward Credit Direct Entry FIIG SECURITIES ZipMoney T 0137675 0606880 Coupon Zip Money		20.05	21,874.26		
12/04/2022	Funds to Transfer Theresa Roth Part pension TR Part Pension Theresa Roth	20,000.00		1,874.26		
14/04/2022	Inward Credit Direct Entry Dividend CHDIF3 DIST 0009157476 0255730 Dividend Charter Hall Ind No 3 Fund [System Matched Income Data]		2,422.50	4,296.76		

**THERESA AND MICHAEL ROTH SUPERANUATION FUND**

**Bank Statement Report**

For The Period 01 July 2021 to 30 June 2022

Date	Description	Debit \$	Credit \$	Ledger Balance \$	Statement Balance \$	Variance \$
14/04/2022	Inward Credit Direct Entry Dividend DIF4Withdrawal 0009157476 0255730 Difiidend Charler Hay II Ind No it Fund		4,277.67	8,574.43		
14/04/2022	Inward Credit Direct Entry Dividend PFA Dist 0009157476 0255730 Charlee Hall Dividend PFA Fund		3,054.65	11,629.08		
14/04/2022	Inward Credit Direct Entry Dividend DOF Withdrawal 0009157476 0255730 Dividend Charles Ho Direct Office Fund Special [System Matched Income Data]		2,362.35	13,991.43		
14/04/2022	Inward Credit Direct Entry Dividend DIF2SpecialDist 0009157476 0255730 Dividend . - Charter ind Fund 2. [System Matched Income Data]		2,333.25	16,324.68		
19/04/2022	Inward Credit Direct Entry FIIG SECURITIES ELANOR- 7.1 0137675 0606880 coupon Elanor		1,775.00	18,099.68		
19/04/2022	Regular Transfer to 324786310 Final pension TR Final pension Thereon pay more Roth	7,670.00		10,429.68		
21/04/2022	Inward Credit Direct Entry FIIG SECURITIES CENTURIA-B 0137675 0606880 coupon Centuria		533.21	10,962.89		
27/04/2022	Inward Credit Direct Entry FIIG SECURITIES PRIVIUM- 6. 0137675 0606880 coupon Privium		2,311.81	13,274.70		
30/04/2022	Interest for 01/04/2022 - 30/04/2022		0.76	13,275.46		
02/05/2022	Inward Credit Direct Entry FIIG SECURITIES SUNLAND-6. 0137675 0606880 Coupon Sunla nd		775.00	14,050.46		
04/05/2022	Inward Credit Direct Entry FIIG SECURITIES Armour- 8.7 0137675 0606880 coupon Amount Energy		98.61	14,149.07		
10/05/2022	Inward Credit Direct Entry FIIG SECURITIES ZipMoney T 0137675 0606880 coupon Zip Money		25.97	14,175.04		
12/05/2022	Inward Credit Direct Entry Dividend DIV MYR 001276599652 0502770 Dividend Shares Myer [System Matched Income Data]		150.00	14,325.04		
13/05/2022	Inward Credit Direct Entry FIIG SECURITIES NCIGROUP-4 0137675 0606880 Coupon NEWCASTLE Carl		3,904.49	18,229.53		
13/05/2022	Inward Credit Direct Entry Dividend PFA Ord Dist 0009157476 0255730 Dividend Charter Hall PFA Fund		3,054.65	21,284.18		
17/05/2022	Inward Credit Direct Entry FIIG SECURITIES TCP- USLIBO 0137675 0606880 Trans canada Coupon pipe the		202.89	21,487.07		

**THERESA AND MICHAEL ROTH SUPERANUATION FUND**

**Bank Statement Report**

For The Period 01 July 2021 to 30 June 2022

Date	Description	Debit \$	Credit \$	Ledger Balance \$	Statement Balance \$	Variance \$
19/05/2022	Inward Credit Direct Entry FIIG SECURITIES PACNATIONA 0137675 0606880 Coupon Pacific Nationa		525.00	22,012.07		
19/05/2022	Funds Transfer to PFA Application Acct 90223462 Purchase Add DATE chacts Fund Hall	20,000.00		2,012.07		
20/05/2022	INTERNET WITHDRAWALN INTERNAL [Inward Credit Direct Entry THERESA ROTH Internal 0106600 Transfer from St To M Super 819080 Econom]		1,000.00	3,012.07		
23/05/2022	Inward Credit Direct Entry FIIG SECURITIES SYDAÍR-ILB 0137675 0606880 Coupon Sydney Air port		2,760.42	5,772.49		
23/05/2022	Inward Credit Direct Entry FIIG SECURITIES AGN-ILB-3. 0137675 0606880 coupon Aust Gas Networ		1,113.55	6,886.04		
23/05/2022	Inward Credit Direct Entry FIIG SECURITIES PRIVIUM-6. 0137675 0606880 coupon Previous		833.33	7,719.37		
27/05/2022	Inward Credit Direct Entry FIIG Coupon SECURITIES WAS-7.00%- 0137675 0606880 WP		3,506.00	11,225.37		
31/05/2022	Interest for 01/05/2022 - 31/05/2022		1.08	11,226.45		
01/06/2022	Funds Transfer to FIIG Securities Purcha 2000137675 Emero band	9,848.60		1,377.85		
03/06/2022	Inward Credit Direct Entry FIIG Coupon SECURITIES SCT-6.50%- 0137675 0606880 SCT Logistics		1,137.50	2,515.35		
07/06/2022	Inward Credit Direct Entry FIIG Cooon SECURITIES StockCo-9. 0137675 0606880		158.40	2,673.75		
15/06/2022	Inward Credit Direct Entry Dividend Dividend PFA Ord Dist 0009157476 Charter 0255730		3,159.54	5,833.29		
16/06/2022	Inward Credit Direct Entry FIIG SECURITIES CIVICNEXUS Crime 0137675 0606880 Neycos		4,663.17	10,496.46		
16/06/2022	Inward Credit Direct Entry FIIG coupon SECURITIES PHF-IAB-0% 0137675 0606880 Planary		638.97	11,135.43		
23/06/2022	Inward Credit Direct Entry FIIG Coupon SECURITIES NextGen-7. 0137675 0606880 New Gone nation		410.76	11,546.19		
24/06/2022	Inward Credit Direct Entry FIIG Coupon SECURITIES ELANOR-7.1 Flamp 0137675 0606880		250.00	11,796.19		
29/06/2022	Inward Credit Direct Entry FIIG SECURITIES LUCAS-9.00 Coupon 0137675 0606880 Lucas		7,010.31	18,806.50		

**THERESA AND MICHAEL ROTH SUPERANUATION FUND**  
**Bank Statement Report**

For The Period 01 July 2021 to 30 June 2022

Date	Description	Debit \$	Credit \$	Ledger Balance \$	Statement Balance \$	Variance \$
29/06/2022	Inward Credit Direct Entry FIIG SECURITIES Armour- 8.7 0137675 Arth car 0606880 Energy		2,539.26	21,345.76		
30/06/2022	Interest for 01/06/2022 - 30/06/2022		0.63	21,346.39		
30/06/2022	CLOSING BALANCE			21,346.39		
		<u>375,328.60</u>	<u>343,833.43</u>			



Account Number 06 2000 11670102

Statement Period 3 Mar 2021 - 2 Sep 2021

Closing Balance \$166.04 CR

Enquiries 13 1998  
 (24 hours a day, 7 days a week)



012

THE TRUSTEE  
 THERESA AND MICHAEL ROTH SUPER FUND  
 46 SYLVAN RIDGE DR  
 ILLAWONG NSW 2234

## Direct Investment Account

If this account has an attached overdraft limit or facility and we send you a statement every 4 or 6 months, we will update your statement preference to every 3 months as part of changes made to the new Banking Code of Practice from 1 July 2019.

Name: THERESA ELLEN ROTH AND  
 MICHAEL ROTH ATF  
 THERESA AND MICHAEL ROTH SUPER FUND

Note: Have you checked your statement today? It's easy to find out more information about each of your transactions by logging on to the CommBank App or NetBank. Should you have any questions on fees or see an error please contact us on the details above. Cheque proceeds are available when cleared.

The date of transactions shown here may be different on your other transaction lists (for example, the transaction list that appears on the CommBank app).

Date	Transaction	Debit	Credit	Balance
03 Mar 2021	OPENING BALANCE			\$166.04 CR
02 Sep 2021	CLOSING BALANCE			\$166.04 CR
	<b>Opening balance</b>			
	<b>- Total debits</b>	Nil		
	<b>+ Total credits</b>		Nil	
	<b>= Closing balance</b>			\$166.04 CR

### Your Credit Interest Rate Summary

Date	Balance	Standard Credit Interest Rate (p.a.)
02 Sep	Less than \$5,000.00	0.00%
	\$5,000.00 - \$49,999.99	0.00%
	\$50,000.00 - \$249,999.99	0.00%
	\$250,000.00 and over	0.00%

Note. Interest rates are effective as at the date shown but are subject to change.





012

THE TRUSTEE  
 THERESA AND MICHAEL ROTH SUPER FUND  
 46 SYLVAN RIDGE DR  
 ILLAWONG NSW 2234

Account Number 06 2000 11670102

Statement Period 3 Sep 2021 - 2 Mar 2022

Closing Balance \$166.04 CR

Enquiries 13 1998  
 (24 hours a day, 7 days a week)

## Direct Investment Account

If this account has an attached overdraft limit or facility and we send you a statement every 4 or 6 months, we will update your statement preference to every 3 months as part of changes made to the new Banking Code of Practice from 1 July 2019.

Name: THERESA ELLEN ROTH AND  
 MICHAEL ROTH ATF  
 THERESA AND MICHAEL ROTH SUPER FUND

Note: Have you checked your statement today? It's easy to find out more information about each of your transactions by logging on to the CommBank App or NetBank. Should you have any questions on fees or see an error please contact us on the details above. Cheque proceeds are available when cleared.

The date of transactions shown here may be different on your other transaction lists (for example, the transaction list that appears on the CommBank app).

Date	Transaction	Debit	Credit	Balance	
03 Sep 2021	OPENING BALANCE			\$166.04 CR	
02 Mar 2022	CLOSING BALANCE			\$166.04 CR	
	<b>Opening balance</b>				
	- <b>Total debits</b>				
	+ <b>Total credits</b>				
	= <b>Closing balance</b>				
		\$166.04 CR	Nil	Nil	\$166.04 CR

### Your Credit Interest Rate Summary

Date	Balance	Standard Credit Interest Rate (p.a.)
02 Mar	Less than \$5,000.00	0.00%
	\$5,000.00 - \$49,999.99	0.00%
	\$50,000.00 - \$249,999.99	0.00%
	\$250,000.00 and over	0.00%

Note. Interest rates are effective as at the date shown but are subject to change.



501.1447.1.1 ZZ256R3 0303 SL.R3.S942.D061.O V06.00.35



# Your Statement

Statement 81 (Page 1 of 2)

Account Number 06 2000 11670102

Statement Period 3 Mar 2022 - 2 Sep 2022

Closing Balance \$260.56 CR

Enquiries 13 1998  
 (24 hours a day, 7 days a week)



012

THE TRUSTEE  
 THERESA AND MICHAEL ROTH SUPER FUND  
 46 SYLVAN RIDGE DR  
 ILLAWONG NSW 2234

## Direct Investment Account

If this account has an attached overdraft limit or facility and we send you a statement every 4 or 6 months, we will update your statement preference to every 3 months as part of changes made to the new Banking Code of Practice from 1 July 2019.

Name: THERESA ELLEN ROTH AND  
 MICHAEL ROTH ATF  
 THERESA AND MICHAEL ROTH SUPER FUND

Note: Have you checked your statement today? It's easy to find out more information about each of your transactions by logging on to the CommBank App or NetBank. Should you have any questions on fees or see an error please contact us on the details above. Cheque proceeds are available when cleared.

The date of transactions shown here may be different on your other transaction lists (for example, the transaction list that appears on the CommBank app).


Date	Transaction	Debit	Credit	Balance
03 Mar	2022 OPENING BALANCE			\$166.04 CR
30 Aug	Direct Credit 062895 COMMONWEALTH SEC COMMSEC		5,094.52	\$5,260.56 CR
01 Sep	Transfer To Theresa and Michael Roth Sup NetBank To StGeorge	5,000.00		\$260.56 CR
02 Sep	2022 CLOSING BALANCE			\$260.56 CR

Opening balance	-	Total debits	+	Total credits	=	Closing balance
\$166.04 CR		\$5,000.00		\$5,094.52		\$260.56 CR

## Your Credit Interest Rate Summary


Date	Balance	Standard Credit Interest Rate (p.a.)
02 Sep	Less than \$5,000.00	0.00%
	\$5,000.00 - \$49,999.99	0.25%
	\$50,000.00 - \$249,999.99	0.50%
	\$250,000.00 and over	0.80%

Note. Interest rates are effective as at the date shown but are subject to change.



2108.6117.1.2 ZZ258R3 0303 SL R3.S942.D245.O V06.00.35



**Important Information:**

We try to get things right the first time – but if we don't, we'll do what we can to fix it.

You can fix most problems simply by contacting us.

Write to: CBA Group Customer Relations, Reply Paid 41, Sydney NSW 2001

Tell us online: [commbank.com.au/support/compliments-and-complaints.html](http://commbank.com.au/support/compliments-and-complaints.html)

Call: 1800 805 605 (free call)

You can also contact the Australian Financial Complaints Authority, AFCA, an independent external dispute resolution body approved by ASIC - time limits may apply, visit AFCA, [afca.org.au](http://afca.org.au), website for more information.

Write to: Australian Financial Complaints Authority, GPO Box 3, Melbourne VIC 3001

Email: [info@afca.org.au](mailto:info@afca.org.au)

Call: 1800 931 678, free call Monday to Friday 9am– 5pm, AEST

# Important Safety Notice: Keeping Your Accounts Safe.

Contact us immediately, anytime, on **13 2221** if you notice any suspicious activity on your account or if you need to report a lost or stolen card.

## What to look out for

Other people may make unauthorised transactions on your account by gaining access to your personal information. They commonly gain your personal information by posing as another person or business, or by stealing your passwords. This is usually done by SMS or email phishing, and via telephone scams. This information is then often used to make unauthorised transactions on your accounts.

## How can I keep my accounts safe?

Keep your devices, PIN and passwords secure so that nobody can gain access or discover this information.

- Memorise your codes and delete or destroy any record of them.
- If you are waiting for your card in the mail, secure your letterbox at all times.
- Don't tell anyone your passwords or PINs – including family, friends and anyone who claims they are from the bank.
- Don't choose any passwords or PINs which are easily guessed, such as your birthday, name, phone number, or numbers which form a pattern.

Keep your cards and devices safe, take extra care of your online wallets and mobile banking applications.

- Activate and set a PIN on your card as soon as you receive it.
- Regularly check your card is still in your possession.
- Cancel, cut up and securely dispose of any card you no longer use.
- Don't let anyone else register their own thumbprint or other biometrics on your device.
- Don't leave your card unattended when you are in public, including at work.



## Has there been an unauthorised transaction on your account?

1. Double check that the transaction was not made by you, or an authorised person on the account.
2. Document the incorrect transaction.
3. Contact the merchant that charged you (most issues can be resolved faster that way).

For more information, visit:

**[commbank.com.au/support/disputing-a-transaction.html](https://commbank.com.au/support/disputing-a-transaction.html)**

If the issue is still unresolved, contact us within 30 days of your transaction statement date, and we may be able to exercise our chargeback rights to recover your funds.

Please note: We cannot request a chargeback on BPAY payments because different rules apply (these rules are set out in the ePayments Code).

To find out more about chargebacks, visit:

**[commbank.com.au/support/faqs/1387.html](https://commbank.com.au/support/faqs/1387.html)**

**Important information:** This document is a guideline only. If you don't take reasonable measures to protect your cards and devices, or protect your personal and security information, or prevent others from accessing such information, you may be liable for any unauthorised transactions. Your liability for any losses arising from unauthorised transactions is determined in accordance with the ePayments Code and is set out in your account Terms and Conditions. For a copy visit [commbank.com.au](https://commbank.com.au). To notify us of any account security issues, simply call 13 2221, 24 hours a day, 7 days a week. HomePath Pty Limited ABN 35 081 986 530 is a wholly owned but non-guaranteed subsidiary of Commonwealth Bank of Australia.

# Statement of Account

## POWER SAVER



012

THERESA AND MICHAEL ROTH SUPER FUND  
 C/- MR M & MRS T ROTH  
 2/31 EPACRIS AVENUE  
 CARINGBAH SOUTH NSW 2229

**Customer Enquiries** 133 700  
 (24 hours, seven days)  
**BSB Number** 112-879  
**Account Number** 002879080  
**Statement Period** 05/05/2021 to 04/11/2021  
**Statement No.** 92(page 1 of 4)

THERESA ELLEN ROTH & MICHAEL ROTH ATF  
 THERESA AND MICHAEL ROTH SUPER FUND

### Account Summary

Opening Balance	Total Credits	Total Debits	Closing Balance
805.99	172,391.08	170,000.00	3,197.07

### Transaction Details

Date	Transaction Description	Debit	Credit	Balance \$
05 MAY	OPENING BALANCE			805.99
31 MAY	CREDIT INTEREST		0.03	806.02
02 JUN	Theresa and Mich to stgg		55,000.00	55,806.02
03 JUN	INTERNET WITHDRAWAL 03JUN 15:01 84576479	55,000.00		806.02
30 JUN	CREDIT INTEREST		0.10	806.12
01 JUL	Theresa and Mich To stg		5,000.00	5,806.12
01 JUL	Theresa and Mich To stg		45,000.00	50,806.12
02 JUL	INTERNET WITHDRAWAL 02JUL 09:35 84960806	50,000.00		806.12
02 JUL	NAB INTERIM DIV DV221/00982805		600.00	1,406.12
31 JUL	CREDIT INTEREST		0.12	1,406.24
31 AUG	CREDIT INTEREST		0.05	1,406.29
21 SEP	BHP GROUP DIV AF384/00983448		3,258.32	4,664.61
22 SEP	SUN FNL&SPC DIV 001262992935		932.16	5,596.77
22 SEP	Theresa and Mich For charter hall		21,000.00	26,596.77
23 SEP	INTERNET WITHDRAWAL 23SEP 09:24 85974657	25,000.00		1,596.77
23 SEP	TLS FNL DIV 001264794163		1,600.00	3,196.77
30 SEP	CREDIT INTEREST		0.11	3,196.88
	<b>SUB TOTAL CARRIED FORWARD TO NEXT PAGE</b>			<b>3,196.88</b>

Account Number 002879080  
 Statement Period 05/05/2021 to 04/11/2021  
 Statement No. 92(page 2 of 4)

**Transaction Details continued**

Date	Transaction Description	Debit	Credit	Balance \$
	<i>SUB TOTAL CARRIED FORWARD FROM PREVIOUS PAGE</i>			3,196.88
18 OCT	Theresa and Mich Ch hall		40,000.00	43,196.88
19 OCT	INTERNET WITHDRAWAL 19OCT 09:02 86323466	40,000.00		3,196.88
30 OCT	CREDIT INTEREST		0.19	3,197.07
04 NOV	<i>CLOSING BALANCE</i>			3,197.07

**Interest Details**

	Credit Interest	Debit Interest
Year to Date	\$0.47	\$0.00
Previous Year	\$1.42	\$0.00

**Information**

- Please check all entries on this statement and inform the Bank promptly of any error or unauthorised transaction.
- If your card is lost or stolen, please call us immediately on 1800 028 208.
- This statement should be retained for taxation purposes.
- When enquiring about the "termination value" of your account, you can visit your nearest branch or call 1300 658 120 and say "existing account".
- To contact us to make suggestions, compliments or find out more about our products and services, please call the customer enquiries number on this statement. This service may also be used to address and resolve complaints.

# Statement of Account INCENTIVE SAVER



012

THERESA AND MICHAEL ROTH SUPER FUND  
C/- MR M & MRS T ROTH  
2/31 EPACRIS AVENUE  
CARINGBAH SOUTH NSW 2229

**Customer Enquiries** 133 700  
(24 hours, seven days)  
**BSB Number** 112-879  
**Account Number** 002879080  
**Statement Period** 05/11/2021 to 04/05/2022  
**Statement No.** 93(page 1 of 4).

THERESA ELLEN ROTH & MICHAEL ROTH ATF  
THERESA AND MICHAEL ROTH SUPER FUND

## Account Summary

<b>Opening Balance</b>		<b>Total Credits</b>		<b>Total Debits</b>		<b>Closing Balance</b>
3,197.07	+	121,568.03	-	123,605.00	=	1,160.10

## Transaction Details

Date	Transaction Description	Debit	Credit	Balance \$
05 NOV	OPENING BALANCE			3,197.07
20 NOV	INTERNET WITHDRAWAL 20NOV 09:19 Dep tax return	550.00		2,647.07
30 NOV	Theresa and Mich PFA		40,000.00	42,647.07
30 NOV	CREDIT INTEREST		0.34	42,647.41
30 NOV	BONUS INTEREST		0.16	42,647.57
01 DEC	INTERNET WITHDRAWAL 01DEC 08:29 87469938	40,000.00		2,647.57
15 DEC	NAB FINAL DIV DV222/00477619		670.00	3,317.57
31 DEC	CREDIT INTEREST		0.38	3,317.95
19 JAN	Theresa and Mich For chhall		75,000.00	78,317.95
20 JAN	INTERNET WITHDRAWAL 20JAN 09:36 87556049	75,000.00		3,317.95
31 JAN	CREDIT INTEREST		0.73	3,318.68
28 FEB	CREDIT INTEREST		0.38	3,319.06
11 MAR	INTERNET WITHDRAWAL 11MAR 16:17 balance inv 0487	1,055.00		2,264.06
22 MAR	ATO ATO006000016044210		1,351.65	3,615.71
28 MAR	BHP GROUP DIV AI385/00282719		2,496.67	6,112.38
31 MAR	INTERNET WITHDRAWAL 31MAR 16:46 TR part pension	2,000.00		4,112.38
31 MAR	CREDIT INTEREST		0.42	4,112.80
31 MAR	BONUS INTEREST		0.28	4,113.08
	<b>SUB TOTAL CARRIED FORWARD TO NEXT PAGE</b>			4,113.08

Account Number 002879080  
Statement Period 05/11/2021 to 04/05/2022  
Statement No. 93(page 2 of 4)

**Transaction Details continued**

Date	Transaction Description	Debit	Credit	Balance \$
	<i>SUB TOTAL CARRIED FORWARD FROM PREVIOUS PAGE</i>			4,113.08
01 APR	SUN INTERIM DIV 001271653938		446.66	4,559.74
01 APR	TLS ITM DIV 001274663315		1,600.00	6,159.74
12 APR	INTERNET WITHDRAWAL 12APR 11:39 Part pension TR 21/22	5,000.00		1,159.74
30 APR	CREDIT INTEREST		0.36	1,160.10
04 MAY	<i>CLOSING BALANCE</i>			1,160.10

**Interest Details**

	Credit Interest	Debit Interest
Year to Date	\$3.52	\$0.00
Previous Year	\$1.42	\$0.00

**Information**

- Please check all entries on this statement and inform the Bank promptly of any error or unauthorised transaction.
- If your card is lost or stolen, please call us immediately on 1800 028 208.
- This statement should be retained for taxation purposes.
- When enquiring about the "termination value" of your account, you can visit your nearest branch or call 1300 658 120 and say "existing account".
- To contact us to make suggestions, compliments or find out more about our products and services, please call the customer enquiries number on this statement. This service may also be used to address and resolve complaints.



Incentive Saver


BSB 112-879 Acc 002 879 080

SMSF Account

\$160.20  
Available balance:  
\$160.20

Date	Description	Category	Debit	Credit	Balance
	Closing Balance				\$160.20
30/06/2022	Credit Interest	Deposits		\$0.01	\$160.20
31/05/2022	Credit Interest	Deposits		\$0.09	\$160.19
20/05/2022	Internet Withdrawal 20May13:06 Internal	Withdrawals & Transfers	\$1,000.00	Transfer to UBank SMSF 37336 9767	\$160.10
	Opening Balance				\$1,160.10





U BANK

PO Box 1466  
North Sydney, NSW 2059

ubank.com.au  
13 30 80



0000000000

Theresa and Michael Roth Super Fund  
46 SYLVAN RIDGE DR  
ILLAWONG NSW 2234

## Here's how your USaver SMSF is working for you.

Your account	Statement period	Your account activity summary	
Theresa and Michael Roth Super Fund	Starts 01 July 2021	Opening balance	\$52,841.56 Cr
BSB number 082-991	Ends 31 December 2021	Total credits	\$148,268.36
Account number 37-336-9767		Total debits	\$171,000.00
		<b>Closing Balance</b>	<b>\$30,109.92Cr</b>
		Interest Credited TFY*	\$12.15
		Withholding tax TFY	\$0.00

### Account activity

Date	Account activity details	Money out (Dr)	Money in (Cr)	Balance
01/07/2021	Funds Transfer to Theresa and Michael Roth Superfu To stg	\$5,000.00		\$47,841.56 Cr
01/07/2021	Funds Transfer to Theresa and Michael Roth Superfu To stg	\$45,000.00		\$2,841.56 Cr
01/07/2021	Inward Credit Direct Entry FIIG SECURITIES RWH-IAB-0% 0137675 0606880		\$791.83	\$3,633.39 Cr
06/07/2021	Inward Credit Direct Entry FIIG SECURITIES StockCo-8. 0137675 0606880		\$145.80	\$3,779.19 Cr
09/07/2021	Inward Credit Direct Entry FIIG SECURITIES FIIG - C2000137675 0387755		\$1,219.58	\$4,998.77 Cr
13/07/2021	Inward Credit Direct Entry FIIG SECURITIES FMACB 2017 0137675 0606880		\$752.12	\$5,750.89 Cr
19/07/2021	Inward Credit Direct Entry Dividend PFA Ord Dist 0009157476 0255730		\$2,040.54	\$7,791.43 Cr
19/07/2021	Inward Credit Direct Entry Dividend CHDIF3 DIST 0009157476 0255730		\$2,103.75	\$9,895.18 Cr
19/07/2021	Inward Credit Direct Entry Dividend CHDIF2 DIST 0009157476 0255730		\$2,397.00	\$12,292.18 Cr

001U7103 / E-53600 / S-63219 /

## Are your contact details up to date?

It's important to let us know if any of your contact details have changed, like your postal address.  
Check or make changes to your info in the UBank app or via Internet Banking at ubank.com.au

Don't want to receive paper statements? Change your settings so that you only receive your statements online. Simply login at ubank.com.au and go to 'Account Statements', select 'Statement Settings' and update to 'Online Only'.

Please check your statement carefully. If there are any errors or omissions please contact us immediately on 13 30 80. Please note we may adjust debits and credits to accurately reflect your account bonus. UBank is a division of National Australia Bank Limited ABN 12 004 044 937 AFSL 230686 which is the issuer of the products and services. \*Interest credited does not include any withholding tax amount applicable to you.



Account activity

Date	Account activity details	Money out (Dr)	Money in (Cr)	Balance	
19/07/2021	Inward Credit Direct Entry Dividend DIF4 Dist 0009157476 0255730		\$3,101.85	\$15,394.03 Cr	Dividend Charter Hall
20/07/2021	Inward Credit Direct Entry FIIG SECURITIES Moneytech- 0137675 0606880		\$435.35	\$15,829.38 Cr	Industrial No 4 Coupon payment Moneytech
20/07/2021	Inward Credit Direct Entry Dividend DOF WSA Dist 0009157476 0255730		\$2,170.80	\$18,000.18 Cr	Dividend Charter Hall Direct Office Fund
21/07/2021	Inward Credit Direct Entry FIIG SECURITIES CENTURIA-B 0137675 0606880		\$534.78	\$18,534.96 Cr	Coupon payment Centuria
29/07/2021	Inward Credit Direct Entry FIIG SECURITIES PEMEX-5.95 0137675 0606880		\$1,525.27	\$20,060.23 Cr	Coupon payment Pemex
31/07/2021	Interest for 01/07/2021 - 31/07/2021		\$1.34	\$20,061.57 Cr	
03/08/2021	Inward Credit Direct Entry FIIG SECURITIES SUNLAND-6. 0137675 0606880		\$775.00	\$20,836.57 Cr	Coupon payment Sunland
06/08/2021	Inward Credit Direct Entry FIIG SECURITIES StockCo-8. 0137675 0606880		\$145.80	\$20,982.37 Cr	Coupon payment Stockco
12/08/2021	Inward Credit Direct Entry FIIG SECURITIES PRIVIUM-6. 0137675 0606880		\$1,366.57	\$22,348.94 Cr	Coupon payment Privium
13/08/2021	Inward Credit Direct Entry FIIG SECURITIES FMACB 2017 0137675 0606880		\$1,432.24	\$23,781.18 Cr	Coupon payment First Mac
16/08/2021	Inward Credit Direct Entry Dividend PFA Ord Dist 0009157476 0255730		\$2,321.01	\$26,102.19 Cr	Dividend Charter Hall PFA
17/08/2021	Funds Transfer to PFA Application Acct 85591097	\$20,000.00		\$6,102.19 Cr	Purchase Charter Hall units PFA Fund
19/08/2021	Inward Credit Value Date 19/08/2021. Direct Entry FIIG SECURITIES TCP-USLIBO 0137675 0606880		\$172.88	\$6,275.07 Cr	Coupon payment Trans Canada Pipeline
20/08/2021	Inward Credit Direct Entry FIIG SECURITIES AGN-ILB-3. 0137675 0606880		\$1,086.34	\$7,361.41 Cr	Coupon payment Aust Gas Network
23/08/2021	Inward Credit Direct Entry FIIG SECURITIES SYDAIR-ILB 0137675 0606880		\$2,692.76	\$10,054.17 Cr	Coupon payment Sydney Airport
24/08/2021	Inward Credit Direct Entry FIIG SECURITIES GMFC-3.85% 0137675 0606880		\$385.00	\$10,439.17 Cr	Coupon payment General Motors
26/08/2021	Inward Credit Direct Entry FIIG SECURITIES WAS-7.00%- 0137675 0606880		\$3,632.00	\$14,071.17 Cr	Coupon payment WA Stockwell
31/08/2021	Interest for 01/08/2021 - 31/08/2021		\$2.08	\$14,073.25 Cr	
03/09/2021	Inward Credit Direct Entry FIIG SECURITIES SCT-6.50%- 0137675 0606880		\$1,137.50	\$15,210.75 Cr	Coupon payment SCT Logistics
07/09/2021	Inward Credit Direct Entry FIIG SECURITIES StockCo-8. 0137675 0606880		\$145.80	\$15,356.55 Cr	Coupon payment Stockco
14/09/2021	Inward Credit Direct Entry FIIG SECURITIES FMACB 2017 0137675 0606880		\$1,072.48	\$16,429.03 Cr	Coupon payment First Mac
15/09/2021	Inward Credit Direct Entry Dividend PFA Withdrawal 0009157476 0255730		\$2,433.25	\$18,862.28 Cr	Dividend Charter Hall PFA
16/09/2021	Inward Credit Direct Entry FIIG SECURITIES PHF-IAB-0% 0137675 0606880		\$734.84	\$19,597.12 Cr	Coupon payment Plenary
16/09/2021	Inward Credit Direct Entry FIIG SECURITIES CIVICNEXUS 0137675 0606880		\$4,386.58	\$23,983.70 Cr	Coupon payment Civic Nexus
22/09/2021	Funds Transfer to Theresa and Michael Roth Superfu For charter hall	\$21,000.00		\$2,983.70 Cr	Transfer to St George A/c 002879050
22/09/2021	Inward Credit Direct Entry FIIG SECURITIES NextGen-7. 0137675 0606880		\$395.00	\$3,378.70 Cr	Coupon payment Next Generation
29/09/2021	Inward Credit Direct Entry FIIG SECURITIES Armour-8.7 0137675 0606880		\$2,670.51	\$6,049.21 Cr	Coupon payment Armour Energy
30/09/2021	Interest for 01/09/2021 - 30/09/2021		\$1.69	\$6,050.90 Cr	
01/10/2021	Inward Credit Direct Entry FIIG SECURITIES NCIG-12.5% 0137675 0606880		\$8,584.32	\$14,635.22 Cr	Coupon payment Newcastle Coal Inf. Group
04/10/2021	Inward Credit Direct Entry FIIG SECURITIES MPC-IAB-0% 0137675 0606880		\$1,952.47	\$16,587.69 Cr	Coupon payment Melbourne Conv Centre
04/10/2021	Inward Credit Direct Entry FIIG SECURITIES WYUNA-IAB- 0137675 0606880		\$2,815.38	\$19,403.07 Cr	Coupon payment Wyuna Water
05/10/2021	Inward Credit Direct Entry FIIG SECURITIES RWH-IAB-0% 0137675 0606880		\$797.87	\$20,200.94 Cr	Coupon payment Royal Womens Hospital
05/10/2021	Inward Credit Direct Entry FIIG SECURITIES LUCAS-9.00 0137675 0606880		\$7,381.56	\$27,582.50 Cr	Coupon payment Lucas
07/10/2021	Inward Credit Direct Entry FIIG SECURITIES StockCo-8. 0137675 0606880		\$145.80	\$27,728.30 Cr	Coupon payment Stockco
11/10/2021	PLEASE NOTE INTEREST RATE EFFECTIVE FROM 11-Oct-2021 IS : 0.1 % P.A			\$27,728.30 Cr	
13/10/2021	Inward Credit Direct Entry FIIG SECURITIES FMACB 2017 0137675 0606880		\$1,383.69	\$29,111.99 Cr	Coupon payment First Mac

Account activity

Date	Account activity details	Money out (Dr)	Money in (Cr)	Balance	
15/10/2021	Inward Credit Direct Entry Dividend DOF WSA Dist 0009157476 0255730		\$2,362.35	\$31,474.34 Cr	Divide
15/10/2021	Inward Credit Direct Entry Dividend CHDIF2 DIST 0009157476 0255730		\$2,397.00	\$33,871.34 Cr	Divide
15/10/2021	Inward Credit Direct Entry Dividend CHDIF3 DIST 0009157476 0255730		\$2,422.50	\$36,293.84 Cr	Divide
15/10/2021	Inward Credit Direct Entry Dividend PFA Ord Dist 0009157476 0255730		\$2,433.25	\$38,727.09 Cr	Divide
15/10/2021	Inward Credit Direct Entry Dividend DIF4 Dist 0009157476 0255730		\$3,452.04	\$42,179.13 Cr	Divide
18/10/2021	Funds Transfer to Theresa and Michael Roth Superfu Ch hall	\$40,000.00		\$2,179.13 Cr	Trans
18/10/2021	Inward Credit Direct Entry FIG SECURITIES ELANOR-7.1 0137675 0606880		\$1,694.08	\$3,873.21 Cr	COUP
19/10/2021	Inward Credit Direct Entry FIG SECURITIES Moneytech- 0137675 0606880		\$506.75	\$4,379.96 Cr	COUP
21/10/2021	Inward Credit Direct Entry FIG SECURITIES CENTURIA-B 0137675 0606880		\$538.87	\$4,918.83 Cr	COUP
31/10/2021	Interest for 01/10/2021 - 31/10/2021		\$1.78	\$4,920.61 Cr	
02/11/2021	Inward Credit Direct Entry FIG SECURITIES SUNLAND-6. 0137675 0606880		\$775.00	\$5,695.61 Cr	COUP
15/11/2021	Inward Credit Direct Entry Dividend PFA Ord Dist 0009157476 0255730		\$2,433.25	\$8,128.86 Cr	Divide
15/11/2021	Inward Credit Direct Entry FIG SECURITIES NCIGROUP-4 0137675 0606880		\$3,664.61	\$11,793.47 Cr	COUP
16/11/2021	Inward Credit Direct Entry FIG SECURITIES TCP-USLIBO 0137675 0606880		\$167.66	\$11,961.13 Cr	COUP
16/11/2021	Inward Credit Direct Entry FIG SECURITIES FMACB 2017 0137675 0606880		\$745.80	\$12,706.93 Cr	COUP
16/11/2021	Inward Credit Direct Entry FIG SECURITIES FIG - C2000137675 0387755		\$27,108.86	\$39,815.79 Cr	COUP
19/11/2021	Inward Credit Direct Entry FIG SECURITIES PACNATIONA 0137675 0606880		\$525.00	\$40,340.79 Cr	COUP
23/11/2021	Inward Credit Direct Entry FIG SECURITIES AGN-ILB-3. 0137675 0606880		\$1,093.72	\$41,434.51 Cr	COUP
24/11/2021	Inward Credit Direct Entry FIG SECURITIES SYDAIR-ILB 0137675 0606880		\$2,711.09	\$44,145.60 Cr	COUP
29/11/2021	Funds Transfer to Theresa and Michael Roth Superfu PFA	\$40,000.00		\$4,145.60 Cr	Trans
29/11/2021	Inward Credit Direct Entry FIG SECURITIES WAS-7.00%- 0137675 0606880		\$3,590.00	\$7,735.60 Cr	COUP
30/11/2021	Interest for 01/11/2021 - 30/11/2021		\$1.78	\$7,737.38 Cr	
03/12/2021	Inward Credit Direct Entry FIG SECURITIES SCT-6.50%- 0137675 0606880		\$1,137.50	\$8,874.88 Cr	COUP
07/12/2021	Inward Credit Direct Entry FIG SECURITIES StockCo-9. 0137675 0606880		\$158.40	\$9,033.28 Cr	COUP
15/12/2021	Inward Credit Direct Entry Dividend PFA Ord Dist 0009157476 0255730		\$2,433.25	\$11,466.53 Cr	Divide
16/12/2021	Inward Credit Direct Entry FIG SECURITIES PHF-IAB-0% 0137675 0606880		\$740.40	\$12,206.93 Cr	COUP
16/12/2021	Inward Credit Direct Entry FIG SECURITIES CIVICNEXUS 0137675 0606880		\$4,354.32	\$16,561.25 Cr	COUP
21/12/2021	Inward Credit Direct Entry FIG SECURITIES NextGen-7. 0137675 0606880		\$20.00	\$16,581.25 Cr	COUP
30/12/2021	Inward Credit Direct Entry FIG SECURITIES Armour-8.7 0137675 0606880		\$2,626.76	\$19,208.01 Cr	COUP
30/12/2021	Inward Credit Direct Entry FIG SECURITIES LUCAS-9.00 0137675 0606880		\$7,257.82	\$26,465.83 Cr	COUP
31/12/2021	PLEASE NOTE INTEREST RATE MARGIN EFFECTIVE FROM 01-Dec-2021 TO 31-Dec-2021 IS : 0.2 %			\$26,465.83 Cr	
31/12/2021	Inward Credit Direct Entry FIG SECURITIES RWH-IAB-0% 0137675 0606880		\$803.91	\$27,269.74 Cr	COUP
31/12/2021	Inward Credit Direct Entry FIG SECURITIES WYUNA-IAB- 0137675 0606880		\$2,836.70	\$30,106.44 Cr	COUP
31/12/2021	Interest for 01/12/2021 - 31/12/2021		\$3.48	\$30,109.92 Cr	Water



001U7103 / E-53600 / S-63220 /



UBANK

ubank.com.au  
13 30 80

### Transaction history

17/01/2022	Inward Credit Direct Entry Dividend PFA Ord Dist 0009157476 0255730	<i>Dividend Charter Hall No 1 Fund</i>	+\$2,659.58	\$42,077.02 CR
17/01/2022	Inward Credit Direct Entry Dividend CHDIF3 DIST 0009157476 0255730	<i>Dividend Charter Hall No 3 Fund</i>	+\$2,422.50	\$39,417.44 CR
17/01/2022	Inward Credit Direct Entry Dividend DIF2SpecialDist 0009157476 0255730	<i>Dividend Charter Hall No 2 Fund</i>	+\$2,397.00	\$36,994.94 CR
17/01/2022	Inward Credit Direct Entry Dividend DOF WSA Dist 0009157476 0255730	<i>Dividend Charter Hall Direct Office Fund</i>	+\$2,362.35	\$34,597.94 CR
07/01/2022	Inward Credit Direct Entry FIIG SECURITIES StockCo-9. 0137675 0606880	<i>Coupon StockCo</i>	+\$158.40	\$32,235.59 CR
04/01/2022	Inward Credit Direct Entry FIIG SECURITIES MPC-IAB-0% 0137675 0606880	<i>Coupon McBoone Conv. Centre</i>	+\$1,967.27	\$32,077.19 CR
01/01/2022	PLEASE NOTE INTEREST RATE EFFECTIVE FROM 01-Jan-2022 IS : 0.1 % P.A			
31/12/2021	Interest for 01/12/2021 - 31/12/2021		+\$3.48	\$30,109.92 CR
31/12/2021	Inward Credit Direct Entry FIIG SECURITIES WYUNA-IAB- 0137675 0606880		+\$2,836.70	\$30,106.44 CR
31/12/2021	Inward Credit Direct Entry FIIG SECURITIES RWH-IAB-0% 0137675 0606880		+\$803.91	\$27,269.74 CR
31/12/2021	PLEASE NOTE INTEREST RATE MARGIN EFFECTIVE FROM 01- Dec-2021 TO 31-Dec-2021 IS : 0.2 %			
30/12/2021	Inward Credit Direct Entry FIIG SECURITIES LUCAS-9.00 0137675 0606880		+\$7,257.82	\$26,465.83 CR
30/12/2021	Inward Credit Direct Entry FIIG SECURITIES Armour-8.7 0137675 0606880		+\$2,626.76	\$19,208.01 CR
21/12/2021	Inward Credit Direct Entry FIIG SECURITIES NextGen-7. 0137675 0606880		+\$20.00	\$16,581.25 CR

Date 01/07/2022 at 15:17

UBank is a division of the National Australia Bank Limited ABN 12 004 044 937



UBANK

ubank.com.au  
13 30 80

### Transaction history

23/02/2022	Inward Credit Direct Entry FIIG SECURITIES SYDAIR-ILB 0137675 0606880	Coupon Sydney airport	+\$2,731.76	\$15,569.03 CR
22/02/2022	Inward Credit Direct Entry FIIG SECURITIES AGN-ILB-3. 0137675 0606880	Coupon Aust Gas Network	+\$1,102.00	\$12,837.27 CR
22/02/2022	Inward Credit Direct Entry FIIG SECURITIES GMFC-3.85% 0137675 0606880	Coupon General Motors	+\$385.00	\$11,735.27 CR
18/02/2022	Inward Credit Direct Entry FIIG SECURITIES TCP-USLIBO 0137675 0606880	Coupon Trans Pacific Pipeline	+\$175.87	\$11,350.27 CR
15/02/2022	Inward Credit Direct Entry Dividend PFA Ord Dist 0009157476 0255730	Dividend Charter Hall PFA Fund	+\$3,054.65	\$11,174.40 CR
11/02/2022	Inward Credit Direct Entry FIIG SECURITIES ZipMoney T 0137675 0606880	Coupon Zip Money	+\$9.06	\$8,119.75 CR
03/02/2022	Inward Credit Direct Entry FIIG SECURITIES PEMEX-5.95 0137675 0606880	Coupon Pemex	+\$1,577.67	\$8,110.69 CR
02/02/2022	Funds Transfer to CHDPML CH Direct Industrial Fund 87566386	Purchase Add units Charter Hall Ind. Fund Nov	-\$20,000.00	\$6,533.02 CR
01/02/2022	Inward Credit Direct Entry Dividend DIF2SpecialDist 0009157476 0255730	Dividend - Special Distribution Charter Hall Ind Nov Fund	+\$23,766.00	\$26,533.02 CR
01/02/2022	Inward Credit Direct Entry FIIG SECURITIES SUNLAND-6. 0137675 0606880	Coupon Sunland	+\$775.00	\$2,767.02 CR
31/01/2022	Interest for 01/01/2022 - 31/01/2022		+\$1.80	\$1,992.02 CR
21/01/2022	Inward Credit Direct Entry FIIG SECURITIES CENTURIA-B 0137675 0606880	Coupon Centuria	+\$540.71	\$1,990.22 CR
19/01/2022	Funds Transfer to Theresa and Michael Roth Superfu For chhall	Bank Transfer to St George A/c 002879080	-\$75,000.00	\$1,449.51 CR
18/01/2022	Inward Credit Direct Entry FIIG SECURITIES MONEYTECH- 0137675 0606880	Coupon Moneytech	+\$30,353.65	\$76,449.51 CR
17/01/2022	Inward Credit Direct Entry Dividend DIF4 Dist 0009157476 0255730	Dividend Charter Hall Ind Nov Fund	+\$4,018.84	\$46,095.86 CR

Date 01/07/2022 at 15:17

UBank is a division of the National Australia Bank Limited ABN 12 004 044 937



U BANK

ubank.com.au  
13 30 80

### Transaction history

31/03/2022	Interest for 01/03/2022 - 31/03/2022		+\$1.20	\$5,107.77 CR
31/03/2022	Inward Credit Direct Entry FIIG SECURITIES WYUNA-IAB-0137675 0606880	Coupon Wyuna Water	+\$2,874.62	\$5,106.57 CR
31/03/2022	Inward Credit Direct Entry FIIG SECURITIES PRIVIUM-6. 0137675 0606880	Coupon Privium	+\$1,047.32	\$2,231.95 CR
31/03/2022	Inward Credit Direct Entry FIIG SECURITIES RWH-IAB-0% 0137675 0606880	Coupon Royal Womens Hospital	+\$814.66	\$1,184.63 CR
31/03/2022	Funds Transfer to Theresa Roth TR part pension	Pension part payment Theresa Roth	-\$18,000.00	\$369.97 CR
30/03/2022	Inward Credit Direct Entry FIIG SECURITIES LUCAS-9.00 0137675 0606880	Coupon Lucas	+\$7,134.05	\$18,369.97 CR
29/03/2022	Inward Credit Direct Entry FIIG SECURITIES Armour-8.7 0137675 0606880	Coupon Armour Energy	+\$2,583.01	\$11,235.92 CR
23/03/2022	Inward Credit Direct Entry FIIG SECURITIES CIVICNEXUS 0137675 0606880	Coupon Civic Nexus	+\$4,565.31	\$8,652.91 CR
17/03/2022	Inward Credit Direct Entry FIIG SECURITIES PHF-IAB-0% 0137675 0606880	Coupon Planary Health	+\$750.30	\$4,087.60 CR
17/03/2022	Funds Transfer to Michael Roth Pension	Part pension Michael Roth	-\$20,000.00	\$3,337.30 CR
15/03/2022	Inward Credit Direct Entry Dividend PFA Withdrawal 0009157476 0255730	Dividend Charter Hall PFA Fund	+\$3,054.65	\$23,337.30 CR
11/03/2022	Inward Credit Direct Entry FIIG SECURITIES ZipMoney T 0137675 0606880	Coupon Zip Money	+\$27.25	\$20,282.65 CR
03/03/2022	Inward Credit Direct Entry FIIG SECURITIES SCT-6.50%-0137675 0606880	Coupon SCT Logistics	+\$1,137.50	\$20,255.40 CR
28/02/2022	Interest for 01/02/2022 - 28/02/2022		+\$0.87	\$19,117.90 CR
28/02/2022	Inward Credit Direct Entry FIIG SECURITIES WAS-7.00%-0137675 0606880	Coupon W A Stockwell	+\$3,548.00	\$19,117.03 CR

Date 01/07/2022 at 15:17

UBank is a division of the National Australia Bank Limited ABN 12 004 044 937



U BANK

ubank.com.au  
13 30 80

### Transaction history

27/04/2022	Inward Credit Direct Entry FIIG SECURITIES PRIVIUM-6. 0137675 0606880	Coupon Privium	+\$2,311.81	\$13,274.70 CR
21/04/2022	Inward Credit Direct Entry FIIG SECURITIES CENTURIA-B 0137675 0606880	Coupon, Centuria	+\$533.21	\$10,962.89 CR
19/04/2022	Inward Credit Direct Entry FIIG SECURITIES ELANOR-7.1 0137675 0606880	Coupon Elanor	+\$1,775.00	\$10,429.68 CR
19/04/2022	Regular Transfer to 324786310 Final pension TR	Final Pension payment Theresa Roth	-\$7,670.00	\$8,654.68 CR
14/04/2022	Inward Credit Direct Entry Dividend CHDIF3 DIST 0009157476 0255730	Dividend Charter Hall Ind No 3 Fund	+\$2,422.50	\$16,324.68 CR
14/04/2022	Inward Credit Direct Entry Dividend DIF4Withdrawal 0009157476 0255730	Dividend Charter Hall Ind No 4 Fund	+\$4,277.67	\$13,902.18 CR
14/04/2022	Inward Credit Direct Entry Dividend PFA Dist 0009157476 0255730	Dividend Charter Hall PFA Fund	+\$3,054.65	\$9,624.51 CR
14/04/2022	Inward Credit Direct Entry Dividend DOF Withdrawal 0009157476 0255730	Dividend Charter Hall Direct Office Fund	+\$2,362.35	\$6,569.86 CR
14/04/2022	Inward Credit Direct Entry Dividend DIF2SpecialDist 0009157476 0255730	Dividend - Special Distribution Charter Hall Ind Fund	+\$2,333.25	\$4,207.51 CR
12/04/2022	Inward Credit Direct Entry FIIG SECURITIES ZipMoney T 0137675 0606880	Coupon Zip Money	+\$20.05	\$1,874.26 CR
12/04/2022	Funds Transfer to Theresa Roth Part pension TR	Part Pension Theresa Roth	-\$20,000.00	\$1,854.21 CR
11/04/2022	Inward Credit Direct Entry FIIG SECURITIES FIIG - C2000137675 0387755	Redemption General Maters	+\$20,264.20	\$21,854.21 CR
02/04/2022	Funds Transfer to 410224672 Balance pension MR	Final pension payment Michael Roth	-\$13,810.00	\$1,590.01 CR
01/04/2022	Inward Credit Direct Entry FIIG SECURITIES NCIG-12.5% 0137675 0606880	Coupon Newcastle Coal	+\$8,298.68	\$15,400.01 CR
01/04/2022	Inward Credit Direct Entry FIIG SECURITIES MPC-IAB-0% 0137675 0606880	Coupon Melbourne Conv. Centre	+\$1,993.56	\$7,101.33 CR

Date 01/07/2022 at 15:17

UBank is a division of the National Australia Bank Limited ABN 12 004 044 937



U BANK

ubank.com.au  
13 30 80

### Transaction history

23/05/2022	Inward Credit Direct Entry FIIG SECURITIES SYDAIR-ILB 0137675 0606880	Coupon Sydney Airport	+\$2,760.42	\$7,719.37 CR
23/05/2022	Inward Credit Direct Entry FIIG SECURITIES AGN-ILB-3. 0137675 0606880	Coupon Aust. Gas Network	+\$1,113.55	\$4,958.95 CR
23/05/2022	Inward Credit Direct Entry FIIG SECURITIES PRIVIUM-6. 0137675 0606880	Coupon Privium	+\$833.33	\$3,845.40 CR
20/05/2022	Inward Credit Direct Entry THERESA ROTH Internal 0106600	Transfer from St George TAM Super Fund 002 819010	+\$1,000.00	\$3,012.07 CR
19/05/2022	Inward Credit Direct Entry FIIG SECURITIES PACNATIONA 0137675 0606880	Coupon Pacific National	+\$525.00	\$2,012.07 CR
19/05/2022	Funds Transfer to PFA Application Acct 90223462	Purchase add units Charter Hall PFA Fund	-\$20,000.00	\$1,487.07 CR
17/05/2022	Inward Credit Direct Entry FIIG SECURITIES TCP-USLIBO 0137675 0606880	Coupon Trans Canada pipe line	+\$202.89	\$21,487.07 CR
13/05/2022	Inward Credit Direct Entry FIIG SECURITIES NCIGROUP-4 0137675 0606880	Coupon Newcastle Coal	+\$3,904.49	\$21,284.18 CR
13/05/2022	Inward Credit Direct Entry Dividend PFA Ord Dist 0009157476 0255730	Dividend Charter Hall PFA Fund	+\$3,054.65	\$17,379.69 CR
12/05/2022	Inward Credit Direct Entry Dividend DIV MYR 001276599652 0502770	Dividend Shares Myer	+\$150.00	\$14,325.04 CR
10/05/2022	Inward Credit Direct Entry FIIG SECURITIES ZipMoney T 0137675 0606880	Coupon Zip Money	+\$25.97	\$14,175.04 CR
04/05/2022	Inward Credit Direct Entry FIIG SECURITIES Armour-8.7 0137675 0606880	COUPON Armour Energy	+\$98.61	\$14,149.07 CR
02/05/2022	Inward Credit Direct Entry FIIG SECURITIES SUNLAND-6. 0137675 0606880	Coupon Sunland	+\$775.00	\$14,050.46 CR
30/04/2022	Interest for 01/04/2022 - 30/04/2022		+\$0.76	\$13,275.46 CR





U BANK

ubank.com.au  
13 30 80

### Transaction history

#### Theresa and Michael Roth Super Fund | 373369767

Transaction date	Description	Amount	Balance
30/06/2022	Interest for 01/06/2022 - 30/06/2022	+\$0.63	\$21,346.39 CR
29/06/2022	Inward Credit Direct Entry FIIG SECURITIES LUCAS-9.00 0137675 0606880 <i>Coupon Lucas</i>	+\$7,010.31	\$21,345.76 CR
29/06/2022	Inward Credit Direct Entry FIIG SECURITIES Armour-8.7 0137675 0606880 <i>Coupon Armour Energy</i>	+\$2,539.26	\$14,335.45 CR
24/06/2022	Inward Credit Direct Entry FIIG SECURITIES ELANOR-7.1 0137675 0606880 <i>Coupon Elanor</i>	+\$250.00	\$11,796.19 CR
23/06/2022	Inward Credit Direct Entry FIIG SECURITIES NextGen-7. 0137675 0606880 <i>Coupon Next generation</i>	+\$410.76	\$11,546.19 CR
16/06/2022	Inward Credit Direct Entry FIIG SECURITIES CIVICNEXUS 0137675 0606880 <i>Coupon Civic Nexos</i>	+\$4,663.17	\$11,135.43 CR
16/06/2022	Inward Credit Direct Entry FIIG SECURITIES PHF-IAB-0% 0137675 0606880 <i>Coupon Planery Health</i>	+\$638.97	\$6,472.26 CR
15/06/2022	Inward Credit Direct Entry Dividend PFA Ord Dist 0009157476 0255730 <i>Dividend Charter</i>	+\$3,159.54	\$5,833.29 CR
07/06/2022	Inward Credit Direct Entry FIIG SECURITIES StockCo-9. 0137675 0606880 <i>Coupon StockCo</i>	+\$158.40	\$2,673.75 CR
03/06/2022	Inward Credit Direct Entry FIIG SECURITIES SCT-6.50%- 0137675 0606880 <i>Coupon SCT Logistics</i>	+\$1,137.50	\$2,515.35 CR
01/06/2022	Funds Transfer to FIIG Securities 2000137675 <i>Purchase Emeco bond</i>	-\$9,848.60	\$1,377.85 CR
31/05/2022	Interest for 01/05/2022 - 31/05/2022	+\$1.08	\$11,226.45 CR
27/05/2022	Inward Credit Direct Entry FIIG SECURITIES WAS-7.00%- 0137675 0606880 <i>Coupon WA Stockwell</i>	+\$3,506.00	\$11,225.37 CR

Date 01/07/2022 at 15:17

UBank is a division of the National Australia Bank Limited ABN 12 004 044 937

# 61800 - Distributions Receivable

2022 Financial Year

Preparer Louise Montiel

Reviewer Steven Lee

Status Completed

Account Code	Description	CY Balance	LY Balance	Change
MAQ0815AU7	Charter Hall Direct Industrial 2	\$2,333.25	\$2,397.00	(2.66)%
MAQ0842AU7	Charter Hall Direct Office Fund	\$2,362.35	\$2,170.80	8.82%
MAQ0844AU7	Charter Hall Direct Ind Fd No.3	\$2,422.50	\$2,103.75	15.15%
MAQ0854AU3	Charter Hall Direct Industrial No4	\$4,277.67	\$3,101.85	37.91%
MAQ5880AU7	Charter Hall Direct PFA Fund	\$3,159.54	\$2,040.54	54.84%
<b>TOTAL</b>		<b>CY Balance</b>	<b>LY Balance</b>	
		\$14,555.31	\$11,813.94	

## Supporting Documents

○ General Ledger [Report](#)

## Standard Checklist

Review aging of amounts receivable and comment on any delay in payment

**THERESA AND MICHAEL ROTH SUPERANUATION FUND**

**General Ledger**

As at 30 June 2022

Transaction Date	Description	Units	Debit	Credit	Balance \$
<b>Distributions Receivable (61800)</b>					
<u>Charter Hall Direct Industrial 2 (MAQ0815AU7)</u>					
01/07/2021	Opening Balance				2,397.00 DR
19/07/2021	Inward Direct Credit Entry Dividend CHDIF2			2,397.00	0.00 DR
30/06/2022	CHDIF2		2,333.25		2,333.25 DR
			<b>2,333.25</b>	<b>2,397.00</b>	<b>2,333.25 DR</b>
<u>Charter Hall Direct Office Fund (MAQ0842AU7)</u>					
01/07/2021	Opening Balance				2,170.80 DR
20/07/2021	Dividend DOF WSA [Amount Receivable]			2,170.80	0.00 DR
30/06/2022	Receivable		2,362.35		2,362.35 DR
			<b>2,362.35</b>	<b>2,170.80</b>	<b>2,362.35 DR</b>
<u>Charter Hall Direct Ind Fd No.3 (MAQ0844AU7)</u>					
01/07/2021	Opening Balance				2,103.75 DR
19/07/2021	Inward Credit Direct Entry Dividend CHDIF3 DIST 0009157476 0255730 Inward Credit Direct Entry Dividend CHDIF2 DIST 0009157476 \$2,397.00 \$12,292.18 Cr 19/07/2021 0255730 [Amount Receivable]			2,103.75	0.00 DR
30/06/2022	Receivable		2,422.50		2,422.50 DR
			<b>2,422.50</b>	<b>2,103.75</b>	<b>2,422.50 DR</b>
<u>Charter Hall Direct Industrial No4 (MAQ0854AU3)</u>					
01/07/2021	Opening Balance				3,101.85 DR
19/07/2021	Dividend DIF4 [Amount Receivable]			3,101.85	0.00 DR
30/06/2022	Receivable		4,277.67		4,277.67 DR
			<b>4,277.67</b>	<b>3,101.85</b>	<b>4,277.67 DR</b>
<u>Charter Hall Direct PFA Fund (MAQ5880AU7)</u>					
01/07/2021	Opening Balance				2,040.54 DR
19/07/2021	Inward Credit Direct Entry Dividend PFA Ord Dist 0009157476 0255730 [Amount Receivable]			2,040.54	0.00 DR
30/06/2022	Receivable		3,159.54		3,159.54 DR
			<b>3,159.54</b>	<b>2,040.54</b>	<b>3,159.54 DR</b>
<b>Total Debits:</b>			<b>14,555.31</b>		
<b>Total Credits:</b>				<b>11,813.94</b>	

# 65000 - Interest Receivable

2022 Financial Year

**Preparer** Lousse Montiel

**Reviewer** Steven Lee

**Status** Completed

Account Code	Description	CY Balance	LY Balance	Change
THERNCIGHPL	NCIG Holdings Pty Ltd - Fixed - 26 Aug 31		\$1,656.30	100%
THERTRCAPIPLTD	TransCanada Pipelines Limited - Floating - 15 May 67		\$28.43	100%
<b>TOTAL</b>		<b>CY Balance</b>	<b>LY Balance</b>	
			\$1,684.73	

## Supporting Documents

○ General Ledger [Report](#)

## Standard Checklist

- Attach all source documentation
- Ensure all Transactions have been entered

**THERESA AND MICHAEL ROTH SUPERANUATION FUND**

**General Ledger**

As at 30 June 2022

Transaction Date	Description	Units	Debit	Credit	Balance \$
<b>Interest Receivable (65000)</b>					
NCIG Holdings Pty Ltd - Fixed - 26 Aug 31 (THERNCIGHPL)					
01/07/2021	Opening Balance				1,656.30 DR
30/06/2022	to record investment expenses, interest receivable, and adjustments on interests in FIIG and balance to gain/loss			1,656.30	0.00 DR
				<b>1,656.30</b>	<b>0.00 DR</b>
TransCanada Pipelines Limited - Floating - 15 May 67 (THERTRCAPIPLTD)					
01/07/2021	Opening Balance				28.43 DR
30/06/2022	to record investment expenses, interest receivable, and adjustments on interests in FIIG and balance to gain/loss			28.43	0.00 DR
				<b>28.43</b>	<b>0.00 DR</b>
<b>Total Debits:</b>	<b>0.00</b>				
<b>Total Credits:</b>	<b>1,684.73</b>				

# 68000 - Sundry Debtors

2022 Financial Year

---

**Preparer** Louise Montiel

**Reviewer** Steven Lee

**Status** Completed

Account Code	Description	CY Balance	LY Balance	Change
68000	Sundry Debtors			0%
<b>TOTAL</b>		<b>CY Balance</b>	<b>LY Balance</b>	

## Supporting Documents

- General Ledger [Report](#)

## Standard Checklist

- Match to Source Documentation

**THERESA AND MICHAEL ROTH SUPERANUATION FUND**

**General Ledger**

As at 30 June 2022

Transaction Date	Description	Units	Debit	Credit	Balance \$
<b>Sundry Debtors (68000)</b>					
<u>Sundry Debtors (68000)</u>					
13/07/2021	Inward Direct Credit Entry FIIG Securities		75.90		75.90 DR
12/08/2021	Inward Credit Direct Entry FIIG Securities		167.31		243.21 DR
14/09/2021	Inward Credit Direct Entry FIIG SECURITIES FMACB 2017 0137675		78.35		321.56 DR
16/09/2021	0606880 Inward Credit Direct Entry FIIG SECURITIES CIVICNEXUS 0137675		84.64		406.20 DR
13/10/2021	Inward Credit Direct Entry FIIG SECURITIES		73.00		479.20 DR
18/10/2021	Inward Credit Direct Entry FIIG SECURITIES ELANOR-7.1 0137675 0606880		80.92		560.12 DR
16/11/2021	Inward Credit Direct Entry FIIG SECURITIES FMACB 2017 0137675 0606880 \$39,815.79 Cr early 16/11/2021 Inward Credit Direct Entry FIIG SECURITIES FIIG - C2000137675 0387755 \$27,108.86 Mac		1.90		562.02 DR
16/12/2021	Inward Credit Direct Entry FIIG SECURITIES CIVICNEXUS 0137675 Civic 0606880		150.78		712.80 DR
18/01/2022	Inward Credit Direct Entry FIIG SECURITIES MONEYTECH- 0137675 0606880 coupon Moneylech		153.76		866.56 DR
16/06/2022	Inward Credit Direct Entry FIIG coupon SECURITIES PHF-IAB-0% 0137675 0606880 Planary		127.41		993.97 DR
30/06/2022	zipmoney interest adjustment		975.04		1,969.01 DR
30/06/2022	to record investment expenses			1,969.01	0.00 DR
			<b>1,969.01</b>	<b>1,969.01</b>	<b>0.00 DR</b>

**Total Debits: 1,969.01**

**Total Credits: 1,969.01**

## 72450 - Fixed Interest Securities (Australian) - Unitised

2022 Financial Year

Preparer Louise Montiel

Reviewer Steven Lee

Status Completed

Account Code	Description	CY Units	CY Balance	LY Units	LY Balance	Change
SGKDROTHNextGen	Next Generation Clubs Australia Pty Ltd - 22 June 23	1.000000	\$15,405.30	1.000000	\$14,484.35	6.36%
SHEMECOPTYLTAU1	Emeco Pty Ltd - Fixed Rate Bond MD 10-Jul-26	1.000000	\$9,815.50			100%
SHKDGMFinancial	General Motors Financial Company - Fixed - 21 Feb 23	0.000000		1.000000	\$21,214.80	100%
SHKDROTHARMOUR	Armour Energy Ltd - Fixed - 29 Mar 24	1.000000	\$16,541.35	1.000000	\$22,689.77	(27.1)%
SHKDROTHCI	Civicnexus-lia-0%-15sep32	1.000000	\$169,622.00	1.000000	\$195,146.00	(13.08)%
SHKDROTHCenturiaCap2	Centuria Capital 2 Fund - 21 April 23	1.000000	\$50,377.50	1.000000	\$50,997.50	(1.22)%
SHKDROTHEN	Australian Gas Networks (formerly EnvestraOilb) -3.04%-20 aug25	1.000000	\$156,658.00	1.000000	\$158,734.00	(1.31)%
SHKDROTHElanor	Elanor Investors Limited - Fixed - 17oct22	1.000000	\$50,000.00	1.000000	\$51,521.26	(2.95)%



Account Code	Description	CY Units	CY Balance	LY Units	LY Balance	Change
SHKDROTHFirstMac	FirstMac Mortgage Funding Trust - Mortgage Backed - 13feb49	0.000000		1.000000	\$32,846.74	100%
SHKDROTHIMPACT	Privium Pty Ltd - Fixed - 12feb21	1.000000	\$6,695.94	1.000000	\$24,419.42	(72.58)%
SHKDROTHLucas	Lucas Total Contract Solutions - Fixed - 29sep22	1.000000	\$60,262.48	1.000000	\$76,453.32	(21.18)%
SHKDROTHMP	Mpc-lab-0%-21 dec33	1.000000	\$81,459.00	1.000000	\$94,516.00	(13.81)%
SHKDROTHMoneyTech	Moneytech Finance Pty Ltd - 17 April 22	0.000000		1.000000	\$29,474.16	100%
SHKDROTHPLENARY	Plenary Health (Casey) Finance - 15 Sep 29	1.000000	\$21,232.80	1.000000	\$24,899.40	(14.73)%
SHKDROTHPacific	Pacific National Finance Pty Ltd - Fixed - 19 May 25	1.000000	\$19,930.40	1.000000	\$22,287.20	(10.57)%
SHKDROTHRWH	RWH Finance Pty Ltd - 30 June 33	1.000000	\$33,100.00	1.000000	\$37,222.00	(11.07)%
SHKDROTHS2	Sydair-llb- 3.12%-20nov30	1.000000	\$360,672.50	1.000000	\$391,635.00	(7.91)%
SHKDROTHSCT2	SCT Logistics - 3 June 24	1.000000	\$67,960.13	1.000000	\$70,930.23	(4.19)%
SHKDROTHSUNLAND	Sunland Capital Pty Ltd - 31 Oct 24	1.000000	\$51,268.36	1.000000	\$52,719.86	(2.75)%

Account Code	Description	CY Units	CY Balance	LY Units	LY Balance	Change
SHKDROTHStockCo	StockCo Holdings Pty Limited - Fixed - 6 Oct 22	1.000000	\$19,957.60	1.000000	\$20,176.40	(1.08)%
SHKDROTHWASTOCK	WA Stockwell Pty Ltd - Fixed - 26 Aug 26	1.000000	\$55,562.54	1.000000	\$71,146.78	(21.9)%
SHKDROTHWY	Wyunawater- 30mar22	0.000000		1.000000	\$8,403.00	100%
SHKDROTHZip	ZipMoney - Floating Rate - 10 May 21	1.000000	\$20,057.24	1.000000	\$20,059.24	(0.01)%
<b>TOTAL</b>		<b>CY Units</b>	<b>CY Balance</b>	<b>LY Units</b>	<b>LY Balance</b>	
		19.000000	\$1,266,578.64	22.000000	\$1,491,976.43	

### Supporting Documents

- Investment Movement Report [Report](#)
- FIIG\_stats.pdf

### Standard Checklist

- Attach Investment Movement Report
- Attach relevant Statements and Source Documentation
- Ensure all Investments are valued correctly at June 30
- Ensure the investment is in accordance with the fund's investment strategy
- Ensure the investment is in accordance with the SIS Act

**THERESA AND MICHAEL ROTH SUPERANUATION FUND**  
**Investment Movement Report**

As at 30 June 2022

Investment	Opening Balance		Additions		Disposals			Closing Balance		
	Units	Cost	Units	Cost	Units	Cost	Accounting Profit/(Loss)	Units	Cost	Market Value
<b>Bank Accounts</b>										
CBA 11670102		166.04							166.04	166.04
St George Bank 2879080		806.12		238,959.08		(239,605.00)			160.20	160.20
UBank SMSF ***767		52,841.56		343,833.43		(375,328.60)			21,346.39	21,346.39
		<b>53,813.72</b>		<b>582,792.51</b>		<b>(614,933.60)</b>			<b>21,672.63</b>	<b>21,672.63</b>
<b>Fixed Interest Securities (Australian) - Unitised</b>										
SHKDROTHARMOUR - Armour Energy Ltd - Fixed - 29 Mar 24	1.00	32,629.45				(8,000.00)	0.00	1.00	24,629.45	16,541.35
SHKDROTHEN - Australian Gas Networks (formerly EnvestraOilb) -3.04%-20aug25	1.00	125,722.00						1.00	125,722.00	156,658.00
SHKDROTHCenturiaCap2 - Centuria Capital 2 Fund - 21 April 23	1.00	51,382.00						1.00	51,382.00	50,377.50
SHKDROTHCI - Civicnexus-lia-0%-15sep32	1.00	174,566.69				(7,449.44)	0.00	1.00	167,117.25	169,622.00
SHKDROTHElanor - Elanor Investors Limited - Fixed - 17oct22	1.00	50,000.00						1.00	50,000.00	50,000.00
SHEMECOPTYLTDAU1 - Emeco Pty Ltd - Fixed Rate Bond MD 10-Jul-26			1.00	9,848.60				1.00	9,848.60	9,815.50
SHKDROTHFirstMac - FirstMac Mortgage Funding Trust - Mortgage Backed - 13feb49	1.00	32,933.52			(1.00)	(32,933.52)	0.00		0.00	
SHKDGMFinancial - General Motors Financial Company - Fixed - 21 Feb 23										

**THERESA AND MICHAEL ROTH SUPERANUATION FUND**

**Investment Movement Report**

As at 30 June 2022

Investment	Opening Balance		Additions		Disposals			Closing Balance		
	Units	Cost	Units	Cost	Units	Cost	Accounting Profit/(Loss)	Units	Cost	Market Value
	1.00	19,802.60			(1.00)	(19,802.60)	0.00		0.00	
SHKDROTHLucas - Lucas Total Contract Solutions - Fixed - 29sep22										
	1.00	85,450.58				(22,000.00)	0.00	1.00	63,450.58	60,262.48
SHKDROTHMoneyTech - Moneytech Finance Pty Ltd - 17 April 22										
	1.00	30,562.14			(1.00)	(30,562.14)	0.00		0.00	
SHKDROTHMP - Mpc-lab-0%-21dec33										
	1.00	76,137.40				(2,766.01)	0.00	1.00	73,371.39	81,459.00
SGKDROTHNextGen - Next Generation Clubs Australia Pty Ltd - 22 June 23										
	1.00	19,708.29						1.00	19,708.29	15,405.30
SHKDROTHPacific - Pacific National Finance Pty Ltd - Fixed - 19 May 25										
	1.00	21,560.00						1.00	21,560.00	19,930.40
SHKDROTHPLENARY - Plenary Health (Casey) Finance - 15 Sep 29										
	1.00	23,663.21				(1,361.99)	0.00	1.00	22,301.22	21,232.80
SHKDROTHIMPACT - Privium Pty Ltd - Fixed - 12feb21										
	1.00	28,340.00				(5,292.46)	0.00	1.00	23,047.54	6,695.94
SHKDROTHRWH - RWH Finance Pty Ltd - 30 June 33										
	1.00	33,790.32				(1,485.29)	0.00	1.00	32,305.03	33,100.00
SHKDROTHSCT2 - SCT Logistics - 3 June 24										
	1.00	70,000.00						1.00	70,000.00	67,960.13
SHKDROTHStockCo - StockCo Holdings Pty Limited - Fixed - 6 Oct 22										
	1.00	20,357.00						1.00	20,357.00	19,957.60
SHKDROTHSUNLAND - Sunland Capital Pty Ltd - 31 Oct 24										
	1.00	50,000.00						1.00	50,000.00	51,268.36
SHKDROTHS2 - Sydair-Ilb-3.12%-20nov30										

**THERESA AND MICHAEL ROTH SUPERANUATION FUND**

**Investment Movement Report**

As at 30 June 2022

Investment	Opening Balance		Additions		Disposals			Closing Balance		
	Units	Cost	Units	Cost	Units	Cost	Accounting Profit/(Loss)	Units	Cost	Market Value
	1.00	285,626.60						1.00	285,626.60	360,672.50
SHKDROTHWASTOCK - WA Stockwell Pty Ltd - Fixed - 26 Aug 26	1.00	70,198.53				(9,600.00)	0.00	1.00	60,598.53	55,562.54
SHKDROTHWY - Wyunawater-30mar22	1.00	25,967.21			(1.00)	(25,967.21)	(20,547.98)		0.00	
SHKDROTHZip - ZipMoney - Floating Rate - 10 May 21	1.00	20,038.03						1.00	20,038.03	20,057.24
		<b>1,348,435.57</b>		<b>9,848.60</b>		<b>(167,220.66)</b>	<b>(20,547.98)</b>		<b>1,191,063.51</b>	<b>1,266,578.64</b>

**Fixed Interest Securities (Overseas) - Unitised**

SHKDROTHANZ - ANZ Banking Group Ltd - Floating Rate - 30 Apr 67	1.00	10,368.08			(1.00)	(10,368.08)	0.00		0.00	
SHKDROTHGoodyearTyre - Goodyear Tyre & Rubber Co - Fixed - 15 Mar 27	1.00	29,705.65			(1.00)	(29,705.65)	0.00		0.00	
THERNCIGHPL - NCIG Holdings Pty Ltd - Fixed - 26 Aug 31	1.00	139,098.93						1.00	139,098.93	153,888.08
THERNWCACIFGL - Newcastle Coal Infrastructure Group Ltd - Fixed - 12 May 31	1.00	148,535.76						1.00	148,535.76	136,153.10
PEMEX - Petroleos Mexicanos 25.01.2031			1.00	51,788.90				1.00	51,788.90	41,953.11
THERTRCAPIPLTD - TransCanada Pipelines Limited - Floating - 15 May 67	1.00	23,457.04						1.00	23,457.04	22,558.11
SHKDROTHWBC - Westpac Banking Corporation - Floating Rate - 30 Sep 67	1.00	9,790.20			(1.00)	(9,790.20)	0.00		0.00	

**THERESA AND MICHAEL ROTH SUPERANUATION FUND**  
**Investment Movement Report**

As at 30 June 2022

Investment	Opening Balance		Additions		Disposals			Closing Balance		
	Units	Cost	Units	Cost	Units	Cost	Accounting Profit/(Loss)	Units	Cost	Market Value
		<b>360,955.66</b>		<b>51,788.90</b>		<b>(49,863.93)</b>	<b>0.00</b>		<b>362,880.63</b>	<b>354,552.40</b>
<b>Managed Investments (Australian)</b>										
MAQ0844AU7 - Charter Hall Direct Ind Fd No.3	102,000.00	114,393.00						102,000.00	114,393.00	187,547.40
MAQ0815AU7 - Charter Hall Direct Industrial 2	102,000.00	123,726.00						102,000.00	123,726.00	161,537.40
MAQ0854AU3 - Charter Hall Direct Industrial No4	183,813.10	200,000.00	69,678.70	85,000.00				253,491.79	285,000.00	344,596.74
MAQ0842AU7 - Charter Hall Direct Office Fund	102,155.48	131,331.09						102,155.48	131,331.09	182,337.32
MAQ5880AU7 - Charter Hall Direct PFA Fund	326,486.53	338,000.00	179,039.48	205,000.00				505,526.01	543,000.00	605,670.71
		<b>907,450.09</b>		<b>290,000.00</b>					<b>1,197,450.09</b>	<b>1,481,689.57</b>
<b>Shares in Listed Companies (Australian)</b>										
BHP.AX - BHP Group Limited	1,200.00	35,212.48						1,200.00	35,212.48	49,500.00
MYR.AX - Myer Holdings Limited	10,000.00	13,562.95						10,000.00	13,562.95	3,250.00
NAB.AX - National Australia Bank Limited	1,000.00	29,961.29						1,000.00	29,961.29	27,390.00
SUN.AX - Suncorp Group Limited	1,942.00	29,139.62						1,942.00	29,139.62	21,323.16
TLS.AX - Telstra Corporation Limited.										

**THERESA AND MICHAEL ROTH SUPERANUATION FUND**  
**Investment Movement Report**

As at 30 June 2022

Investment	Opening Balance		Additions		Disposals			Closing Balance		Market Value
	Units	Cost	Units	Cost	Units	Cost	Accounting Profit/(Loss)	Units	Cost	
	20,000.00	86,904.95						20,000.00	86,904.95	77,000.00
WDS.AX - Woodside Energy Group Ltd			216.00	6,428.16				216.00	6,428.16	6,877.44
		<b>194,781.29</b>		<b>6,428.16</b>					<b>201,209.45</b>	<b>185,340.60</b>
		<b>2,865,436.33</b>		<b>940,858.17</b>		<b>(832,018.19)</b>	<b>(20,547.98)</b>		<b>2,974,276.31</b>	<b>3,309,833.84</b>



The fixed  
income experts

FIIG Annual Investment Statement  
1st July 2021 to 30th June 2022

Client Name	Mrs Theresa Roth and Mr Michael Roth <Theresa and Michael Roth Super Fund A/c>
Client ID	2000137675
Statement Date	As at 30th June 2022
Final Portfolio Value	AUD \$1,621,131.04

### Fixed Income Holdings Valuation

Issuer	Coupon Type	ISIN	Currency	Current Coupon Rate	Next Call Date	Maturity Date	Next Coupon Date	Holding (Face Value)	Current Face Value	Valuation Clean Price	Capital Value	Accrued Interest	Gross Value
Armour Energy Limited	Fixed Rate Bond	AU3CB0261998	AUD	8.75%	29-Sep-22	29-Mar-24	29-Sep-22	50,000	22,652.00	73.00	16,535.96	5.39	16,541.35
Australian Gas Networks	CIB	AU300ENL0039	AUD	3.04%	20-Aug-25	20-Aug-25	20-Aug-22	100,000	149,080.00	156.15	156,153.00	505.00	156,658.00
Centuria Capital 2 Fund	Floating Rate Note	AU3FN0045068	AUD	4.66%	21-Jul-22	21-Apr-23	21-Jul-22	50,000	50,000.00	99.86	49,930.50	447.00	50,377.50
Civic Nexus Finance Pty Ltd	IAB	AU000CNFL011	AUD	-	15-Sep-32	15-Sep-32	15-Sep-22	200,000	200,000.00	84.81	169,622.00	-	169,622.00
Elanor Investors Limited	Fixed Rate Bond	AU3CB0290443	AUD	-	30-Jun-23	30-Sep-25	30-Sep-22	50,000	50,000.00	100.00	50,000.00	-	50,000.00
Emeco Pty Ltd	Fixed Rate Bond	AU3CB0281293	AUD	6.25%	10-Jul-23	10-Jul-26	10-Jul-22	10,000	10,000.00	95.20	9,520.30	295.20	9,815.50
Lucas Total Contract Solutions	Fixed Rate Bond	AU3CB0247641	AUD	9.00%	29-Sep-22	29-Sep-22	29-Sep-22	130,000	61,625.00	97.77	60,247.69	14.79	60,262.48
MPC Funding Ltd	IAB	AU300MPCF018	AUD	-	31-Dec-33	31-Dec-33	30-Sep-22	100,000	100,000.00	81.46	81,459.00	-	81,459.00
Next Generation Clubs Australia Pty Ltd	Fixed Rate Bond	AU3CB0253243	AUD	7.90%	22-Sep-22	22-Dec-24	22-Sep-22	20,000	20,797.80	73.90	15,369.58	35.72	15,405.30
Pacific National Finance Pty Ltd	Fixed Rate Bond	AU3CB0229680	AUD	5.25%	19-May-25	19-May-25	19-Nov-22	20,000	20,000.00	99.05	19,810.60	119.80	19,930.40
Plenary Health (Casey) Finance Pty Ltd	IAB	AU300PHFL019	AUD	-	15-Sep-29	15-Sep-29	15-Sep-22	30,000	30,000.00	70.78	21,232.80	-	21,232.80
Privium Pty Ltd	Fixed Rate Bond	AU3FN0030110	AUD	-	12-Aug-22	12-Aug-22	12-Aug-22	50,000	25,600.00	26.16	6,695.94	-	6,695.94
RWH Finance Pty Ltd	IAB	AU300RWHF020	AUD	-	30-Jun-33	30-Jun-33	30-Sep-22	40,000	40,000.00	82.75	33,100.00	-	33,100.00
SCT Logistics	Fixed Rate Bond	AU3CB0263168	AUD	6.50%	03-Sep-22	03-Jun-24	03-Sep-22	70,000	70,000.00	96.61	67,626.30	333.83	67,960.13
StockCo Holdings Pty Ltd	Fixed Rate Bond	AU3CB0240117	AUD	9.50%	06-Jul-22	06-Oct-22	06-Jul-22	20,000	20,000.00	99.95	19,989.20	-31.60	19,957.60





The Fixed  
Income experts

2021 Annual Investment Statement  
1st July 2021 to 30th June 2022

Issuer	Coupon Type	ISIN	Currency	Current Coupon Rate	Next Call Date	Maturity Date	Next Coupon Date	Holding (Face Value)	Current Face Value	Valuation Clean Price	Capital Value	Accrued Interest	Gross Value
Sunland Capital Pty Ltd	Fixed Rate Bond	AU3CB0268001	AUD	6.20%	31-Oct-22	31-Oct-24	31-Jul-22	50,000	50,000.00	101.51	50,754.50	513.86	51,268.36
Sydney Airport Finance	CIB	AU3AB0000085	AUD	3.12%	20-Nov-30	20-Nov-30	20-Aug-22	250,000	360,100.00	143.77	359,420.00	1,252.50	360,672.50
W.A Stockwell Pty Ltd	Fixed Rate Bond	AU3CB0265965	AUD	7.00%	26-Aug-22	26-Aug-26	26-Aug-22	80,000	60,800.00	90.72	55,157.76	404.78	55,562.54
zipMoney Limited	ABS	AU3FN0060430	AUD	6.10%	11-Jul-22	10-May-23	11-Jul-22	20,000	20,000.00	99.95	19,990.40	66.84	20,057.24
<b>Totals</b>			<b>AUD</b>								<b>1,262,615.53</b>	<b>3,963.11</b>	<b>1,266,578.64</b>
NCIG Holdings Pty Ltd	Fixed Rate Bond	XS0658176325	USD	12.50%	31-Mar-27	26-Aug-31	30-Sep-22	100,000	100,000.00	102.75	102,750.00	3,125.00	105,875.00
Newcastle Coal Infrastructure Group Ltd	Fixed Rate Bond	USQ66345AB78	USD	4.70%	12-Feb-31	12-May-31	12-Nov-22	115,000	115,000.00	80.83	92,952.66	720.67	93,673.33
Petroleos Mexicanos	Fixed Rate Bond	US71654QDE98	USD	5.95%	28-Oct-30	28-Jan-31	28-Jul-22	38,000	38,000.00	73.45	27,909.10	954.64	28,863.74
TransCanada Pipelines Limited	Floating Rate Note	US89352HAC34	USD	3.62%	15-May-67	15-May-67	15-Aug-22	21,000	21,000.00	73.45	15,424.92	95.06	15,519.98
<b>Totals</b>			<b>USD</b>								<b>239,036.68</b>	<b>4,895.37</b>	<b>243,932.05</b>
<b>FX Rate</b>	<b>0.688000</b>		<b>AUD</b>								<b>347,437.03</b>	<b>7,115.37</b>	<b>354,552.40</b>
<b>Totals AUD Equivalent</b>											<b>1,610,052.56</b>	<b>11,078.48</b>	<b>1,621,131.04</b>

\* Portfolio Value includes AUD and Non-AUD.  
Exchange rate has been sourced from an external data provider



The fixed  
income experts

FIIG Annual Investment Statement  
1st July 2021 to 30th June 2022

Fixed Income Investment Income and Principal Payments - 1st July 2021 to 30th June 2022

Payment Date	Issuer	Coupon Type	ISIN	Currency	Maturity Date	Holding (Face Value)	Principal Payment	Income Payment	Total Payment	Franking Credit Amount
01-Jul-21	RWH Finance Pty Ltd	IAB	AU300RWHF020	AUD	30-Jun-33	40,000.00	366.78	425.05	791.83	-
06-Jul-21	StockCo Holdings Pty Ltd	Fixed Rate Bond	AU3CB0240117	AUD	06-Oct-22	20,000.00	-	145.80	145.80	-
12-Jul-21	zipMoney Limited	ABS	AU3FN0060430	AUD	10-May-23	20,000.00	-	92.23	92.23	-
13-Jul-21	FirstMac Mortgage Funding Trust	RMBS	AU3FN0038295	AUD	13-Feb-49	50,000.00	752.12	75.90	828.02	-
20-Jul-21	Moneytech Finance Pty Ltd	Floating Rate Note	AU3FN0026993	AUD	17-Apr-22	30,000.00	-	508.16	508.16	-
21-Jul-21	Centuria Capital 2 Fund	Floating Rate Note	AU3FN0045068	AUD	21-Apr-23	50,000.00	-	534.78	534.78	-
03-Aug-21	Sunland Capital Pty Ltd	Fixed Rate Bond	AU3CB0268001	AUD	31-Oct-24	50,000.00	-	775.00	775.00	-
06-Aug-21	StockCo Holdings Pty Ltd	Fixed Rate Bond	AU3CB0240117	AUD	06-Oct-22	20,000.00	-	145.80	145.80	-
10-Aug-21	zipMoney Limited	ABS	AU3FN0060430	AUD	10-May-23	20,000.00	-	83.58	83.58	-
12-Aug-21	Privium Pty Ltd	Fixed Rate Bond	AU3FN0030110	AUD	12-Aug-22	50,000.00	1,100.00	433.88	1,533.88	-
13-Aug-21	FirstMac Mortgage Funding Trust	RMBS	AU3FN0038295	AUD	13-Feb-49	50,000.00	1,350.24	82.00	1,432.24	-
20-Aug-21	Australian Gas Networks	CIB	AU300ENL0039	AUD	20-Aug-25	100,000.00	-	1,086.34	1,086.34	-
23-Aug-21	Sydney Airport Finance	CIB	AU3AB0000085	AUD	20-Nov-30	250,000.00	-	2,692.76	2,692.76	-
24-Aug-21	General Motors Financial Company, Inc.	Fixed Rate Bond	AU3CB0261006	AUD	21-Feb-23	20,000.00	-	385.00	385.00	-
26-Aug-21	W.A Stockwell Pty Ltd	Fixed Rate Bond	AU3CB0265965	AUD	26-Aug-26	80,000.00	2,400.00	1,232.00	3,632.00	-
03-Sep-21	SCT Logistics	Fixed Rate Bond	AU3CB0263168	AUD	03-Jun-24	70,000.00	-	1,137.50	1,137.50	-
06-Sep-21	StockCo Holdings Pty Ltd	Fixed Rate Bond	AU3CB0240117	AUD	06-Oct-22	20,000.00	-	145.80	145.80	-
10-Sep-21	zipMoney Limited	ABS	AU3FN0060430	AUD	10-May-23	20,000.00	-	89.22	89.22	-
14-Sep-21	FirstMac Mortgage Funding Trust	RMBS	AU3FN0038295	AUD	13-Feb-49	50,000.00	1,072.48	78.35	1,150.83	-



The fixed  
income experts

FIIG Annual Investment Statement  
1st July 2021 to 30th June 2022

Payment Date	Issuer	Coupon Type	ISIN	Currency	Maturity Date	Holding (Face Value)	Principal Payment	Income Payment	Total Payment	Franking Credit Amount
16-Sep-21	Civic Nexus Finance Pty Ltd	IAB	AU000CNFL011	AUD	15-Sep-32	200,000.00	1,834.39	2,636.83	4,471.22	-
16-Sep-21	Plenary Health (Casey) Finance Pty Ltd	IAB	AU300PHFL019	AUD	15-Sep-29	30,000.00	334.95	399.89	734.84	-
22-Sep-21	Next Generation Clubs Australia Pty Ltd	Fixed Rate Bond	AU3CB0253243	AUD	22-Dec-24	20,000.00	-	395.00	395.00	-
29-Sep-21	Armour Energy Limited	Fixed Rate Bond	AU3CB0261998	AUD	29-Mar-24	50,000.00	2,000.00	670.51	2,670.51	-
04-Oct-21	Wyuna Water Pty Ltd	IAB	AU300WYNA025	AUD	30-Mar-22	100,000.00	1,790.26	1,025.12	2,815.38	-
04-Oct-21	MPC Funding Ltd	IAB	AU300MPCF018	AUD	31-Dec-33	100,000.00	914.46	1,038.01	1,952.47	-
05-Oct-21	RWH Finance Pty Ltd	IAB	AU300RWHF020	AUD	30-Jun-33	40,000.00	369.79	428.08	797.87	-
05-Oct-21	Lucas Total Contract Solutions	Fixed Rate Bond	AU3CB0247641	AUD	29-Sep-22	130,000.00	5,500.00	1,881.56	7,381.56	-
07-Oct-21	StockCo Holdings Pty Ltd	Fixed Rate Bond	AU3CB0240117	AUD	06-Oct-22	20,000.00	-	145.80	145.80	-
11-Oct-21	zipMoney Limited	ABS	AU3FN0060430	AUD	10-May-23	20,000.00	-	89.35	89.35	-
13-Oct-21	FirstMac Mortgage Funding Trust	RMBS	AU3FN0038295	AUD	13-Feb-49	50,000.00	1,383.69	73.00	1,456.69	-
18-Oct-21	Elanor Investors Limited	Fixed Rate Bond	AU3CB0248102	AUD	17-Oct-22	50,000.00	-	1,775.00	1,775.00	-
19-Oct-21	Moneytech Finance Pty Ltd	Floating Rate Note	AU3FN0026993	AUD	17-Apr-22	30,000.00	-	506.75	506.75	-
21-Oct-21	Centuria Capital 2 Fund	Floating Rate Note	AU3FN0045068	AUD	21-Apr-23	50,000.00	-	538.87	538.87	-
02-Nov-21	Sunland Capital Pty Ltd	Fixed Rate Bond	AU3CB0268001	AUD	31-Oct-24	50,000.00	-	775.00	775.00	-
09-Nov-21	StockCo Holdings Pty Ltd	Fixed Rate Bond	AU3CB0240117	AUD	06-Oct-22	20,000.00	-	158.40	158.40	-
10-Nov-21	zipMoney Limited	ABS	AU3FN0060430	AUD	10-May-23	20,000.00	-	86.47	86.47	-
16-Nov-21	FirstMac Mortgage Funding Trust	RMBS	AU3FN0038295	AUD	13-Feb-49	50,000.00	671.25	76.45	747.70	-




The fixed  
income experts

FIIG Annual Investment Statement  
1st July 2021 to 30th June 2022

Payment Date	Issuer	Coupon Type	ISIN	Currency	Maturity Date	Holding (Face Value)	Principal Payment	Income Payment	Total Payment	Franking Credit Amount
19-Nov-21	Pacific National Finance Pty Ltd	Fixed Rate Bond	AU3CB0229680	AUD	19-May-25	20,000.00	-	525.00	525.00	-
23-Nov-21	Australian Gas Networks	CIB	AU300ENL0039	AUD	20-Aug-25	100,000.00	-	1,093.72	1,093.72	-
24-Nov-21	Sydney Airport Finance	CIB	AU3AB0000085	AUD	20-Nov-30	250,000.00	-	2,711.09	2,711.09	-
29-Nov-21	W.A Stockwell Pty Ltd	Fixed Rate Bond	AU3CB0265965	AUD	26-Aug-26	80,000.00	2,400.00	1,190.00	3,590.00	-
03-Dec-21	SCT Logistics	Fixed Rate Bond	AU3CB0263168	AUD	03-Jun-24	70,000.00	-	1,137.50	1,137.50	-
07-Dec-21	StockCo Holdings Pty Ltd	Fixed Rate Bond	AU3CB0240117	AUD	06-Oct-22	20,000.00	-	158.40	158.40	-
10-Dec-21	zipMoney Limited	ABS	AU3FN0060430	AUD	10-May-23	20,000.00	-	86.44	86.44	-
16-Dec-21	Civic Nexus Finance Pty Ltd	IAB	AU000CNFL011	AUD	15-Sep-32	200,000.00	1,852.91	2,652.19	4,505.10	-
16-Dec-21	Plenary Health (Casey) Finance Pty Ltd	IAB	AU300PHFL019	AUD	15-Sep-29	30,000.00	338.62	401.78	740.40	-
21-Dec-21	Next Generation Clubs Australia Pty Ltd	Fixed Rate Bond	AU3CB0253243	AUD	22-Dec-24	-	-	20.00	20.00	-
30-Dec-21	Armour Energy Limited	Fixed Rate Bond	AU3CB0261998	AUD	29-Mar-24	50,000.00	2,000.00	626.76	2,626.76	-
30-Dec-21	Lucas Total Contract Solutions	Fixed Rate Bond	AU3CB0247641	AUD	29-Sep-22	130,000.00	5,500.01	1,757.81	7,257.82	-
31-Dec-21	RWH Finance Pty Ltd	IAB	AU300RWHF020	AUD	30-Jun-33	40,000.00	372.83	431.08	803.91	-
31-Dec-21	Wyuna Water Pty Ltd	IAB	AU300WYNA025	AUD	30-Mar-22	100,000.00	1,806.36	1,030.34	2,836.70	-
04-Jan-22	MPC Funding Ltd	IAB	AU300MPCF018	AUD	31-Dec-33	100,000.00	921.98	1,045.29	1,967.27	-
07-Jan-22	StockCo Holdings Pty Ltd	Fixed Rate Bond	AU3CB0240117	AUD	06-Oct-22	20,000.00	-	158.40	158.40	-
11-Jan-22	zipMoney Limited	ABS	AU3FN0060430	AUD	10-May-23	20,000.00	-	89.43	89.43	-
18-Jan-22	Moneytech Finance Pty Ltd	Floating Rate Note	AU3FN0026993	AUD	17-Apr-22	30,000.00	-	507.41	507.41	-
21-Jan-22	Centuria Capital 2 Fund	Floating Rate Note	AU3FN0045068	AUD	21-Apr-23	50,000.00	-	540.71	540.71	-

From: Client Services ClientServices@fiig.com.au  
Subject: FIIG Securities Limited - PRIVIUM-6.50%-12Aug22 –  
Interim Dividends are Principal - C2000137675 - Mrs  
Theresa Roth and Mr Michael Roth ATF Theresa and  
Michael Roth Super Fund A/c  
Date: 26 Jul 2022 at 5:37:41 pm  
To: mrot5374@bigpond.net.au



Dear Investor,

*FIIG is licensed to provide General Advice.*

You are receiving this email as you are an existing Noteholder of the PRIVIUM-6.50%-12Aug22 (ISIN: AU3FN0030110): (the “Notes”) issued by Privium Group Pty Ltd (“Issuer”).

Further to previous communication concerning CA Other Liquidator Dividends, please be advised the following distributions for the Investment Account - **Mrs Theresa Roth and Mr Michael Roth ATF Theresa and Michael Roth Super Fund A/c** although appearing in the ‘Income’ column of your FIIG monthly and annual statement due to the inconsistent treatment of payment by the Trustee, should have been recorded as **Principal** distributions:

Date	Distributed Principal
31-Mar-22	\$1047.32
27-Apr-22	\$2311.81
23-May-22	\$833.33
<b>TOTAL</b>	<b>\$4192.46</b>

*See highlighted amounts*

For clarity, these amounts will NOT be included as income when FIIG completes EOFY reporting to the ATO.

Kind Regards,



The fixed  
income experts

Payment Date	Issuer	Coupon Type	ISIN	Currency	Maturity Date	Holding (Face Value)	Principal Payment	Income Payment	Total Payment	Franking Credit Amount
01-Feb-22	Sunland Capital Pty Ltd	Fixed Rate Bond	AU3CB0268001	AUD	31-Oct-24	50,000.00	-	775.00	775.00	-
08-Feb-22	StockCo Holdings Pty Ltd	Fixed Rate Bond	AU3CB0240117	AUD	06-Oct-22	20,000.00	-	158.40	158.40	-
11-Feb-22	zipMoney Limited	ABS	AU3FN0060430	AUD	10-May-23	20,000.00	-	89.43	89.43	-
22-Feb-22	Australian Gas Networks	CIB	AU300ENL0039	AUD	20-Aug-25	100,000.00	-	1,102.00	1,102.00	-
22-Feb-22	General Motors Financial Company, Inc.	Fixed Rate Bond	AU3CB0261006	AUD	21-Feb-23	20,000.00	-	385.00	385.00	-
23-Feb-22	Sydney Airport Finance	CIB	AU3AB0000085	AUD	20-Nov-30	250,000.00	-	2,731.76	2,731.76	-
28-Feb-22	W.A Stockwell Pty Ltd	Fixed Rate Bond	AU3CB0265965	AUD	26-Aug-26	80,000.00	2,400.00	1,148.00	3,548.00	-
03-Mar-22	SCT Logistics	Fixed Rate Bond	AU3CB0263168	AUD	03-Jun-24	70,000.00	-	1,137.50	1,137.50	-
10-Mar-22	StockCo Holdings Pty Ltd	Fixed Rate Bond	AU3CB0240117	AUD	06-Oct-22	20,000.00	-	158.40	158.40	-
11-Mar-22	zipMoney Limited	ABS	AU3FN0060430	AUD	10-May-23	20,000.00	-	80.72	80.72	-
17-Mar-22	Plenary Health (Casey) Finance Pty Ltd	IAB	AU300PHFL019	AUD	15-Sep-29	30,000.00	342.33	407.97	750.30	-
22-Mar-22	Next Generation Clubs Australia Pty Ltd	Fixed Rate Bond	AU3CB0253243	AUD	22-Dec-24	20,000.00	-	-	-	-
23-Mar-22	Civic Nexus Finance Pty Ltd	IAB	AU000CNFL011	AUD	15-Sep-32	200,000.00	1,871.62	2,693.69	4,565.31	-
29-Mar-22	Armour Energy Limited	Fixed Rate Bond	AU3CB0261998	AUD	29-Mar-24	50,000.00	2,000.00	583.01	2,583.01	-
30-Mar-22	Lucas Total Contract Solutions	Fixed Rate Bond	AU3CB0247641	AUD	29-Sep-22	130,000.00	5,499.99	1,634.06	7,134.05	-
31-Mar-22	RWH Finance Pty Ltd	IAB	AU300RWHF020	AUD	30-Jun-33	40,000.00	375.89	438.77	814.66	-
31-Mar-22	Wyuna Water Pty Ltd	IAB	AU300WYNA025	AUD	30-Mar-22	100,000.00	1,822.61	1,052.01	2,874.62	-
31-Mar-22	Privium Pty Ltd	Fixed Rate Bond	AU3FN0030110	AUD	12-Aug-22	-	-	1,047.32	1,047.32	-
01-Apr-22	MPC Funding Ltd	IAB	AU300MPCF018	AUD	31-Dec-33	100,000.00	929.57	1,063.99	1,993.56	-



The Road  
to Wealth

Financial Report for the period ending 30th June 2022

2022 Annual Investment Statement  
1st July 2021 to 30th June 2022

Payment Date	Issuer	Coupon Type	ISIN	Currency	Maturity Date	Holding (Face Value)	Principal Payment	Income Payment	Total Payment	Franking Credit Amount
08-Apr-22	StockCo Holdings Pty Ltd	Fixed Rate Bond	AU3CB0240117	AUD	06-Oct-22	20,000.00	-	158.40	158.40	-
12-Apr-22	zipMoney Limited	ABS	AU3FN0060430	AUD	10-May-23	20,000.00	-	92.38	92.38	-
19-Apr-22	Elanor Investors Limited	Fixed Rate Bond	AU3CB0248102	AUD	17-Oct-22	50,000.00	-	1,775.00	1,775.00	-
21-Apr-22	Centuria Capital 2 Fund	Floating Rate Note	AU3FN0045068	AUD	21-Apr-23	50,000.00	-	533.21	533.21	-
27-Apr-22	Privium Pty Ltd	Fixed Rate Bond	AU3FN0030110	AUD	12-Aug-22	-	-	2,311.81	2,311.81	-
02-May-22	Sunland Capital Pty Ltd	Fixed Rate Bond	AU3CB0268001	AUD	31-Oct-24	50,000.00	-	775.00	775.00	-
04-May-22	Armour Energy Limited	Fixed Rate Bond	AU3CB0261998	AUD	29-Mar-24	-	-	98.61	98.61	-
09-May-22	StockCo Holdings Pty Ltd	Fixed Rate Bond	AU3CB0240117	AUD	06-Oct-22	20,000.00	-	158.40	158.40	-
10-May-22	zipMoney Limited	ABS	AU3FN0060430	AUD	10-May-23	20,000.00	-	83.82	83.82	-
19-May-22	Pacific National Finance Pty Ltd	Fixed Rate Bond	AU3CB0229680	AUD	19-May-25	20,000.00	-	525.00	525.00	-
23-May-22	Sydney Airport Finance	CIB	AU3AB0000085	AUD	20-Nov-30	250,000.00	-	2,760.42	2,760.42	-
23-May-22	Australian Gas Networks	CIB	AU300ENL0039	AUD	20-Aug-25	100,000.00	-	1,113.55	1,113.55	-
23-May-22	Privium Pty Ltd	Fixed Rate Bond	AU3FN0030110	AUD	12-Aug-22	-	-	833.33	833.33	-
27-May-22	W.A Stockwell Pty Ltd	Fixed Rate Bond	AU3CB0265965	AUD	26-Aug-26	80,000.00	2,400.00	1,106.00	3,506.00	-
03-Jun-22	SCT Logistics	Fixed Rate Bond	AU3CB0263168	AUD	03-Jun-24	70,000.00	-	1,137.50	1,137.50	-
07-Jun-22	StockCo Holdings Pty Ltd	Fixed Rate Bond	AU3CB0240117	AUD	06-Oct-22	20,000.00	-	158.40	158.40	-
14-Jun-22	zipMoney Limited	ABS	AU3FN0060430	AUD	10-May-23	20,000.00	-	94.30	94.30	-
16-Jun-22	Civic Nexus Finance Pty Ltd	IAB	AU000CNFL011	AUD	15-Sep-32	200,000.00	1,890.52	2,772.65	4,663.17	-
16-Jun-22	Plenary Health (Casey) Finance Pty Ltd	IAB	AU300PHFL019	AUD	15-Sep-29	30,000.00	346.09	420.29	766.38	-
23-Jun-22	Next Generation Clubs Australia Pty Ltd	Fixed Rate Bond	AU3CB0253243	AUD	22-Dec-24	20,000.00	-	410.76	410.76	-



Financial  
Income Analysis

Payment Date	Issuer	Coupon Type	ISIN	Currency	Maturity Date	Holding (Face Value)	Principal Payment	Income Payment	Total Payment	Franking Credit Amount
24-Jun-22	Elanor Investors Limited	Fixed Rate Bond	AU3CB0248102	AUD	17-Oct-22	-	-	250.00	250.00	-
29-Jun-22	Armour Energy Limited	Fixed Rate Bond	AU3CB0261998	AUD	29-Mar-24	50,000.00	2,000.00	539.26	2,539.26	-
29-Jun-22	Lucas Total Contract Solutions	Fixed Rate Bond	AU3CB0247641	AUD	29-Sep-22	130,000.00	5,500.00	1,510.31	7,010.31	-
<b>Totals</b>				<b>AUD</b>			<b>64,411.74</b>	<b>75,318.02</b>	<b>139,729.76</b>	-
29-Jul-21	Petroleos Mexicanos	Fixed Rate Bond	US71654QDE98	USD	28-Jan-31	38,000.00	-	1,130.50	1,130.50	Aud 1,525.27
19-Aug-21	TransCanada Pipelines Limited	Floating Rate Note	US89352HAC34	USD	15-May-67	21,000.00	-	125.55	125.55	" 172.88
01-Oct-21	NCIG Holdings Pty Ltd	Fixed Rate Bond	XS0658176325	USD	26-Aug-31	100,000.00	-	6,250.00	6,250.00	" <del>8,298.68</del> 8,584.61
15-Nov-21	Newcastle Coal Infrastructure Group Ltd	Fixed Rate Bond	USQ66345AB78	USD	12-May-31	115,000.00	-	2,702.50	2,702.50	" <del>3,664.61</del> 3,904.49
16-Nov-21	TransCanada Pipelines Limited	Floating Rate Note	US89352HAC34	USD	15-May-67	21,000.00	-	123.92	123.92	" 167.86
03-Feb-22	Petroleos Mexicanos	Fixed Rate Bond	US71654QDE98	USD	28-Jan-31	38,000.00	-	1,130.50	1,130.50	" 1,577.67
18-Feb-22	TransCanada Pipelines Limited	Floating Rate Note	US89352HAC34	USD	15-May-67	21,000.00	-	127.08	127.08	" 175.87
01-Apr-22	NCIG Holdings Pty Ltd	Fixed Rate Bond	XS0658176325	USD	26-Aug-31	100,000.00	-	6,250.00	6,250.00	" 8,298.68
13-May-22	Newcastle Coal Infrastructure Group Ltd	Fixed Rate Bond	USQ66345AB78	USD	12-May-31	115,000.00	-	2,702.50	2,702.50	" 3,904.49
17-May-22	TransCanada Pipelines Limited	Floating Rate Note	US89352HAC34	USD	15-May-67	21,000.00	-	142.61	142.61	" 202.89
<b>Totals</b>				<b>USD</b>			-	<b>20,685.16</b>	<b>20,685.16</b>	<b>Aud 28,274.83</b>

Add 4,192.46  
 6260 + 20 -  
 (see letter from FIG)

Total AUD Income 103,592.85  
 Subtract Primum payments of 4,192.46 (see letter from FIG)  
 Net AUD Income \$ 99,400.39





The fixed income experts

FIIG Annual Investment Statement  
1st July 2021 to 30th June 2022

FX Transactions 1st July 2021 to 30th June 2022

Transaction Reference	Trade Date	Settlement Date	FX Rate	Sell Currency and Amount	Buy Currency and Amount
20210729000634	29-Jul-21	29-Jul-21	0.7411793	USD 1,130.50	AUD 1,525.27
20210708000455	08-Jul-21	09-Jul-21	0.7502165	USD 914.95	AUD 1,219.58
20211001000988	01-Oct-21	01-Oct-21	0.7280720	USD 6,250.00	AUD 8,584.32
20211115000419	15-Nov-21	15-Nov-21	0.7374595	USD 2,702.50	AUD 3,664.61
20211116003148	16-Nov-21	16-Nov-21	0.7391185	USD 123.92	AUD 167.66
20210819000366	19-Aug-21	19-Aug-21	0.7262104	USD 125.55	AUD 172.88
20220401001202	01-Apr-22	01-Apr-22	0.7531320	USD 6,250.00	AUD 8,298.68
20220203000684	03-Feb-22	03-Feb-22	0.7165611	USD 1,130.50	AUD 1,577.67
20220513000438	13-May-22	13-May-22	0.6921519	USD 2,702.50	AUD 3,904.49
20220517000736	17-May-22	17-May-22	0.7028909	USD 142.61	AUD 202.89
20220218000449	18-Feb-22	18-Feb-22	0.7225616	USD 127.08	AUD 175.87

\*

\* This represents the difference received after selling the ANZ, WBC and General Motors bonds after purchase of Pemex bond.



The fixed  
income experts

FIIG Annual Investment Statement  
1st July 2021 to 30th June 2022

Fixed Income Transactions 1st July 2021 to 30th June 2022

Issuer	Transaction Reference	Trade Date	Settlement Date	Buy or Sell	Coupon Type	ISIN	Currency	Clean Price	Maturity Date	Face Value	Capital Value	Accrued Interest	Consideration
Westpac Banking Corporation	20210707000323	06-Jul-21	08-Jul-21	Sell	Floating Rate Note	GB0009573998	USD	92.15	N/A	10,000.00	9,215.00	9.71	9,224.71
Petroleos Mexicanos	20210707000164	06-Jul-21	08-Jul-21	Buy	Fixed Rate Bond	US71654QDE98	USD	99.60	28-Jan-31	38,000.00	37,848.00	1,004.89	38,852.89
Australia and New Zealand Banking Group Ltd	20210707000257	06-Jul-21	08-Jul-21	Sell	Floating Rate Note	GB0040024555	USD	92.40	N/A	10,000.00	9,240.00	6.98	9,246.98
Goodyear Tire & Rubber Co	20210708000123	07-Jul-21	09-Jul-21	Sell	Fixed Rate Bond	US382550BG56	USD	104.94	15-Mar-27	20,000.00	20,987.40	308.75	21,296.15
FirstMac Mortgage Funding Trust	20211115002860	15-Nov-21	16-Nov-21	Sell	RMBS	AU3FN0038295	AUD	102.00	13-Feb-49	50,000.00	27,106.60	2.26	27,108.86
Moneytech Finance Pty Ltd	20220118000210	18-Jan-22	18-Jan-22	Sell	Floating Rate Note	AU3FN0026993	AUD	100.00	17-Apr-22	30,000.00	30,000.00	-	30,000.00
General Motors Financial Company, Inc.	20220407001243	07-Apr-22	11-Apr-22	Sell	Fixed Rate Bond	AU3CB0261006	AUD	100.80	21-Feb-23	20,000.00	20,160.00	104.20	20,264.20
Emeco Pty Ltd	20220601002964	01-Jun-22	03-Jun-22	Buy	Fixed Rate Bond	AU3CB0281293	AUD	96.00	10-Jul-26	10,000.00	9,600.00	248.60	9,848.60
Elanor Investors Limited	20220701000871	30-Jun-22	01-Jul-22	Sell	Fixed Rate Bond	AU3CB0248102	AUD	100.00	17-Oct-22	50,000.00	50,000.00	-	50,000.00
Elanor Investors Limited	20220701001378	30-Jun-22	01-Jul-22	Buy	Fixed Rate Bond	AU3CB0290443	AUD	100.00	30-Sep-25	50,000.00	50,000.00	-	50,000.00

## 72550 - Fixed Interest Securities (Overseas) - Unitised

2022 Financial Year

Preparer Louise Montiel

Reviewer Steven Lee

Status Completed

Account Code	Description	CY Units	CY Balance	LY Units	LY Balance	Change
PEMEX	Petroleos Mexicanos 25.01.2031	1.000000	\$41,953.11			100%
SHKDROTHANZ	ANZ Banking Group Ltd - Floating Rate - 30 Apr 67	0.000000		1.000000	\$12,580.13	100%
SHKDROTHGoodyearTyre	Goodyear Tyre & Rubber Co - Fixed - 15 Mar 27	0.000000		1.000000	\$28,638.49	100%
SHKDROTHWBC	Westpac Banking Corporation - Floating Rate - 30 Sep 67	0.000000		1.000000	\$12,556.58	100%
THERNCIGHPL	NCIG Holdings Pty Ltd - Fixed - 26 Aug 31	1.000000	\$153,888.08	1.000000	\$145,759.67	5.58%
THERNWCACIFGL	Newcastle Coal Infrastructure Group Ltd - Fixed - 12 May 31	1.000000	\$136,153.10	1.000000	\$158,542.60	(14.12)%
THERTRCAPIPLTD	TransCanada Pipelines Limited - Floating - 15 May 67	1.000000	\$22,558.11	1.000000	\$25,087.14	(10.08)%
<b>TOTAL</b>		<b>CY Units</b>	<b>CY Balance</b>	<b>LY Units</b>	<b>LY Balance</b>	
		4.000000	\$354,552.40	6.000000	\$383,164.61	

## Supporting Documents

- Investment Movement Report [Report](#)

## Standard Checklist

- Attach Investment Movement Report
- Attach relevant Statements and Source Documentation
- Ensure all Investments are valued correctly at June 30
- Ensure the investment is in accordance with the fund's investment strategy
- Ensure the investment is in accordance with the SIS Act

**THERESA AND MICHAEL ROTH SUPERANUATION FUND**  
**Investment Movement Report**

As at 30 June 2022

Investment	Opening Balance		Additions		Disposals			Closing Balance		
	Units	Cost	Units	Cost	Units	Cost	Accounting Profit/(Loss)	Units	Cost	Market Value
<b>Bank Accounts</b>										
CBA 11670102		166.04							166.04	166.04
St George Bank 2879080		806.12		238,959.08		(239,605.00)			160.20	160.20
UBank SMSF ***767		52,841.56		343,833.43		(375,328.60)			21,346.39	21,346.39
		<b>53,813.72</b>		<b>582,792.51</b>		<b>(614,933.60)</b>			<b>21,672.63</b>	<b>21,672.63</b>
<b>Fixed Interest Securities (Australian) - Unitised</b>										
SHKDROTHARMOUR - Armour Energy Ltd - Fixed - 29 Mar 24	1.00	32,629.45				(8,000.00)	0.00	1.00	24,629.45	16,541.35
SHKDROTHEN - Australian Gas Networks (formerly EnvestraOilb) -3.04%-20aug25	1.00	125,722.00						1.00	125,722.00	156,658.00
SHKDROTHCenturiaCap2 - Centuria Capital 2 Fund - 21 April 23	1.00	51,382.00						1.00	51,382.00	50,377.50
SHKDROTHCI - Civicnexus-lia-0%-15sep32	1.00	174,566.69				(7,449.44)	0.00	1.00	167,117.25	169,622.00
SHKDROTHElanor - Elanor Investors Limited - Fixed - 17oct22	1.00	50,000.00						1.00	50,000.00	50,000.00
SHEMECOPTYLTDAU1 - Emeco Pty Ltd - Fixed Rate Bond MD 10-Jul-26			1.00	9,848.60				1.00	9,848.60	9,815.50
SHKDROTHFirstMac - FirstMac Mortgage Funding Trust - Mortgage Backed - 13feb49	1.00	32,933.52			(1.00)	(32,933.52)	0.00		0.00	
SHKDGMFinancial - General Motors Financial Company - Fixed - 21 Feb 23										

**THERESA AND MICHAEL ROTH SUPERANUATION FUND**

**Investment Movement Report**

As at 30 June 2022

Investment	Opening Balance		Additions		Disposals			Closing Balance		
	Units	Cost	Units	Cost	Units	Cost	Accounting Profit/(Loss)	Units	Cost	Market Value
	1.00	19,802.60			(1.00)	(19,802.60)	0.00		0.00	
SHKDROTHLucas - Lucas Total Contract Solutions - Fixed - 29sep22										
	1.00	85,450.58				(22,000.00)	0.00	1.00	63,450.58	60,262.48
SHKDROTHMoneyTech - Moneytech Finance Pty Ltd - 17 April 22										
	1.00	30,562.14			(1.00)	(30,562.14)	0.00		0.00	
SHKDROTHMP - Mpc-lab-0%-21dec33										
	1.00	76,137.40				(2,766.01)	0.00	1.00	73,371.39	81,459.00
SGKDROTHNextGen - Next Generation Clubs Australia Pty Ltd - 22 June 23										
	1.00	19,708.29						1.00	19,708.29	15,405.30
SHKDROTHPacific - Pacific National Finance Pty Ltd - Fixed - 19 May 25										
	1.00	21,560.00						1.00	21,560.00	19,930.40
SHKDROTHPLENARY - Plenary Health (Casey) Finance - 15 Sep 29										
	1.00	23,663.21				(1,361.99)	0.00	1.00	22,301.22	21,232.80
SHKDROTHIMPACT - Privium Pty Ltd - Fixed - 12feb21										
	1.00	28,340.00				(5,292.46)	0.00	1.00	23,047.54	6,695.94
SHKDROTHRWH - RWH Finance Pty Ltd - 30 June 33										
	1.00	33,790.32				(1,485.29)	0.00	1.00	32,305.03	33,100.00
SHKDROTHSCT2 - SCT Logistics - 3 June 24										
	1.00	70,000.00						1.00	70,000.00	67,960.13
SHKDROTHStockCo - StockCo Holdings Pty Limited - Fixed - 6 Oct 22										
	1.00	20,357.00						1.00	20,357.00	19,957.60
SHKDROTHSUNLAND - Sunland Capital Pty Ltd - 31 Oct 24										
	1.00	50,000.00						1.00	50,000.00	51,268.36
SHKDROTHS2 - Sydair-Ilb-3.12%-20nov30										

**THERESA AND MICHAEL ROTH SUPERANUATION FUND**

**Investment Movement Report**

As at 30 June 2022

Investment	Opening Balance		Additions		Disposals			Closing Balance		
	Units	Cost	Units	Cost	Units	Cost	Accounting Profit/(Loss)	Units	Cost	Market Value
	1.00	285,626.60						1.00	285,626.60	360,672.50
SHKDROTHWASTOCK - WA Stockwell Pty Ltd - Fixed - 26 Aug 26	1.00	70,198.53				(9,600.00)	0.00	1.00	60,598.53	55,562.54
SHKDROTHWY - Wyunawater-30mar22	1.00	25,967.21			(1.00)	(25,967.21)	(20,547.98)		0.00	
SHKDROTHZip - ZipMoney - Floating Rate - 10 May 21	1.00	20,038.03						1.00	20,038.03	20,057.24
		<b>1,348,435.57</b>		<b>9,848.60</b>		<b>(167,220.66)</b>	<b>(20,547.98)</b>		<b>1,191,063.51</b>	<b>1,266,578.64</b>

**Fixed Interest Securities (Overseas) - Unitised**

SHKDROTHANZ - ANZ Banking Group Ltd - Floating Rate - 30 Apr 67	1.00	10,368.08			(1.00)	(10,368.08)	0.00		0.00	
SHKDROTHGoodyearTyre - Goodyear Tyre & Rubber Co - Fixed - 15 Mar 27	1.00	29,705.65			(1.00)	(29,705.65)	0.00		0.00	
THERNCIGHPL - NCIG Holdings Pty Ltd - Fixed - 26 Aug 31	1.00	139,098.93						1.00	139,098.93	153,888.08
THERNWCACIFGL - Newcastle Coal Infrastructure Group Ltd - Fixed - 12 May 31	1.00	148,535.76						1.00	148,535.76	136,153.10
PEMEX - Petroleos Mexicanos 25.01.2031			1.00	51,788.90				1.00	51,788.90	41,953.11
THERTRCAPIPLTD - TransCanada Pipelines Limited - Floating - 15 May 67	1.00	23,457.04						1.00	23,457.04	22,558.11
SHKDROTHWBC - Westpac Banking Corporation - Floating Rate - 30 Sep 67	1.00	9,790.20			(1.00)	(9,790.20)	0.00		0.00	

**THERESA AND MICHAEL ROTH SUPERANUATION FUND**  
**Investment Movement Report**

As at 30 June 2022

Investment	Opening Balance		Additions		Disposals			Closing Balance		
	Units	Cost	Units	Cost	Units	Cost	Accounting Profit/(Loss)	Units	Cost	Market Value
		<b>360,955.66</b>		<b>51,788.90</b>		<b>(49,863.93)</b>	<b>0.00</b>		<b>362,880.63</b>	<b>354,552.40</b>
<b>Managed Investments (Australian)</b>										
MAQ0844AU7 - Charter Hall Direct Ind Fd No.3	102,000.00	114,393.00						102,000.00	114,393.00	187,547.40
MAQ0815AU7 - Charter Hall Direct Industrial 2	102,000.00	123,726.00						102,000.00	123,726.00	161,537.40
MAQ0854AU3 - Charter Hall Direct Industrial No4	183,813.10	200,000.00	69,678.70	85,000.00				253,491.79	285,000.00	344,596.74
MAQ0842AU7 - Charter Hall Direct Office Fund	102,155.48	131,331.09						102,155.48	131,331.09	182,337.32
MAQ5880AU7 - Charter Hall Direct PFA Fund	326,486.53	338,000.00	179,039.48	205,000.00				505,526.01	543,000.00	605,670.71
		<b>907,450.09</b>		<b>290,000.00</b>					<b>1,197,450.09</b>	<b>1,481,689.57</b>
<b>Shares in Listed Companies (Australian)</b>										
BHP.AX - BHP Group Limited	1,200.00	35,212.48						1,200.00	35,212.48	49,500.00
MYR.AX - Myer Holdings Limited	10,000.00	13,562.95						10,000.00	13,562.95	3,250.00
NAB.AX - National Australia Bank Limited	1,000.00	29,961.29						1,000.00	29,961.29	27,390.00
SUN.AX - Suncorp Group Limited	1,942.00	29,139.62						1,942.00	29,139.62	21,323.16
TLS.AX - Telstra Corporation Limited.										



**THERESA AND MICHAEL ROTH SUPERANUATION FUND**  
**Investment Movement Report**

As at 30 June 2022

Investment	Opening Balance		Additions		Disposals			Closing Balance		Market Value
	Units	Cost	Units	Cost	Units	Cost	Accounting Profit/(Loss)	Units	Cost	
	20,000.00	86,904.95						20,000.00	86,904.95	77,000.00
WDS.AX - Woodside Energy Group Ltd			216.00	6,428.16				216.00	6,428.16	6,877.44
		<b>194,781.29</b>		<b>6,428.16</b>					<b>201,209.45</b>	<b>185,340.60</b>
		<b>2,865,436.33</b>		<b>940,858.17</b>		<b>(832,018.19)</b>	<b>(20,547.98)</b>		<b>2,974,276.31</b>	<b>3,309,833.84</b>

# 74700 - Managed Investments (Australian)

2022 Financial Year

Preparer Louise Montiel

Reviewer Steven Lee

Status Completed

Account Code	Description	CY Units	CY Balance	LY Units	LY Balance	Change
MAQ0815AU7	Charter Hall Direct Industrial 2	102000.000000	\$161,537.40	102000.000000	\$157,069.80	2.84%
MAQ0842AU7	Charter Hall Direct Office Fund	102155.480600	\$182,337.32	102155.480600	\$171,723.36	6.18%
MAQ0844AU7	Charter Hall Direct Ind Fd No.3	102000.000000	\$187,547.40	102000.000000	\$161,863.80	15.87%
MAQ0854AU3	Charter Hall Direct Industrial No4	253491.792900	\$344,596.74	183813.096100	\$220,134.56	56.54%
MAQ5880AU7	Charter Hall Direct PFA Fund	505526.009200	\$605,670.71	326486.528900	\$363,738.64	66.51%
<b>TOTAL</b>		<b>CY Units</b>	<b>CY Balance</b>	<b>LY Units</b>	<b>LY Balance</b>	
		1065173.282700	\$1,481,689.57	816455.105600	\$1,074,530.16	

## Supporting Documents

- Investment Movement Report [Report](#)
- Periodic\_stats\_Charter Hall.pdf

## Standard Checklist

- Attach Annual statements from fund managers, Master Trust, Platform or Wrap providers confirming ownership and value
- Attach copies of Statements and Source Documentation
- Attach Investment Movement Report
- Ensure all Investments are valued correctly at June 30
- Ensure the investment is in accordance with the Fund's investment strategy
- Ensure the investment is in accordance with the SIS Act

**THERESA AND MICHAEL ROTH SUPERANUATION FUND**  
**Investment Movement Report**

As at 30 June 2022

Investment	Opening Balance		Additions		Disposals			Closing Balance		
	Units	Cost	Units	Cost	Units	Cost	Accounting Profit/(Loss)	Units	Cost	Market Value
<b>Bank Accounts</b>										
CBA 11670102		166.04							166.04	166.04
St George Bank 2879080		806.12		238,959.08		(239,605.00)			160.20	160.20
UBank SMSF ***767		52,841.56		343,833.43		(375,328.60)			21,346.39	21,346.39
		<b>53,813.72</b>		<b>582,792.51</b>		<b>(614,933.60)</b>			<b>21,672.63</b>	<b>21,672.63</b>
<b>Fixed Interest Securities (Australian) - Unitised</b>										
SHKDROTHARMOUR - Armour Energy Ltd - Fixed - 29 Mar 24	1.00	32,629.45				(8,000.00)	0.00	1.00	24,629.45	16,541.35
SHKDROTHEN - Australian Gas Networks (formerly EnvestraOilb) -3.04%-20aug25	1.00	125,722.00						1.00	125,722.00	156,658.00
SHKDROTHCenturiaCap2 - Centuria Capital 2 Fund - 21 April 23	1.00	51,382.00						1.00	51,382.00	50,377.50
SHKDROTHCI - Civicnexus-lia-0%-15sep32	1.00	174,566.69				(7,449.44)	0.00	1.00	167,117.25	169,622.00
SHKDROTHElanor - Elanor Investors Limited - Fixed - 17oct22	1.00	50,000.00						1.00	50,000.00	50,000.00
SHEMECOPTYLTDAU1 - Emeco Pty Ltd - Fixed Rate Bond MD 10-Jul-26			1.00	9,848.60				1.00	9,848.60	9,815.50
SHKDROTHFirstMac - FirstMac Mortgage Funding Trust - Mortgage Backed - 13feb49	1.00	32,933.52			(1.00)	(32,933.52)	0.00		0.00	
SHKDGMFinancial - General Motors Financial Company - Fixed - 21 Feb 23										

**THERESA AND MICHAEL ROTH SUPERANUATION FUND**

**Investment Movement Report**

As at 30 June 2022

Investment	Opening Balance		Additions		Disposals			Closing Balance		
	Units	Cost	Units	Cost	Units	Cost	Accounting Profit/(Loss)	Units	Cost	Market Value
	1.00	19,802.60			(1.00)	(19,802.60)	0.00		0.00	
SHKDROTHLucas - Lucas Total Contract Solutions - Fixed - 29sep22										
	1.00	85,450.58				(22,000.00)	0.00	1.00	63,450.58	60,262.48
SHKDROTHMoneyTech - Moneytech Finance Pty Ltd - 17 April 22										
	1.00	30,562.14			(1.00)	(30,562.14)	0.00		0.00	
SHKDROTHMP - Mpc-lab-0%-21dec33										
	1.00	76,137.40				(2,766.01)	0.00	1.00	73,371.39	81,459.00
SGKDROTHNextGen - Next Generation Clubs Australia Pty Ltd - 22 June 23										
	1.00	19,708.29						1.00	19,708.29	15,405.30
SHKDROTHPacific - Pacific National Finance Pty Ltd - Fixed - 19 May 25										
	1.00	21,560.00						1.00	21,560.00	19,930.40
SHKDROTHPLENARY - Plenary Health (Casey) Finance - 15 Sep 29										
	1.00	23,663.21				(1,361.99)	0.00	1.00	22,301.22	21,232.80
SHKDROTHIMPACT - Privium Pty Ltd - Fixed - 12feb21										
	1.00	28,340.00				(5,292.46)	0.00	1.00	23,047.54	6,695.94
SHKDROTHRWH - RWH Finance Pty Ltd - 30 June 33										
	1.00	33,790.32				(1,485.29)	0.00	1.00	32,305.03	33,100.00
SHKDROTHSCT2 - SCT Logistics - 3 June 24										
	1.00	70,000.00						1.00	70,000.00	67,960.13
SHKDROTHStockCo - StockCo Holdings Pty Limited - Fixed - 6 Oct 22										
	1.00	20,357.00						1.00	20,357.00	19,957.60
SHKDROTHSUNLAND - Sunland Capital Pty Ltd - 31 Oct 24										
	1.00	50,000.00						1.00	50,000.00	51,268.36
SHKDROTHS2 - Sydair-Ilb-3.12%-20nov30										

**THERESA AND MICHAEL ROTH SUPERANUATION FUND**

**Investment Movement Report**

As at 30 June 2022

Investment	Opening Balance		Additions		Disposals			Closing Balance		
	Units	Cost	Units	Cost	Units	Cost	Accounting Profit/(Loss)	Units	Cost	Market Value
	1.00	285,626.60						1.00	285,626.60	360,672.50
SHKDROTHWASTOCK - WA Stockwell Pty Ltd - Fixed - 26 Aug 26	1.00	70,198.53				(9,600.00)	0.00	1.00	60,598.53	55,562.54
SHKDROTHWY - Wyunawater-30mar22	1.00	25,967.21			(1.00)	(25,967.21)	(20,547.98)		0.00	
SHKDROTHZip - ZipMoney - Floating Rate - 10 May 21	1.00	20,038.03						1.00	20,038.03	20,057.24
		<b>1,348,435.57</b>		<b>9,848.60</b>		<b>(167,220.66)</b>	<b>(20,547.98)</b>		<b>1,191,063.51</b>	<b>1,266,578.64</b>

**Fixed Interest Securities (Overseas) - Unitised**

SHKDROTHANZ - ANZ Banking Group Ltd - Floating Rate - 30 Apr 67	1.00	10,368.08			(1.00)	(10,368.08)	0.00		0.00	
SHKDROTHGoodyearTyre - Goodyear Tyre & Rubber Co - Fixed - 15 Mar 27	1.00	29,705.65			(1.00)	(29,705.65)	0.00		0.00	
THERNCIGHPL - NCIG Holdings Pty Ltd - Fixed - 26 Aug 31	1.00	139,098.93						1.00	139,098.93	153,888.08
THERNWCACIFGL - Newcastle Coal Infrastructure Group Ltd - Fixed - 12 May 31	1.00	148,535.76						1.00	148,535.76	136,153.10
PEMEX - Petroleos Mexicanos 25.01.2031			1.00	51,788.90				1.00	51,788.90	41,953.11
THERTRCAPIPLTD - TransCanada Pipelines Limited - Floating - 15 May 67	1.00	23,457.04						1.00	23,457.04	22,558.11
SHKDROTHWBC - Westpac Banking Corporation - Floating Rate - 30 Sep 67	1.00	9,790.20			(1.00)	(9,790.20)	0.00		0.00	

**THERESA AND MICHAEL ROTH SUPERANUATION FUND**  
**Investment Movement Report**

As at 30 June 2022

Investment	Opening Balance		Additions		Disposals			Closing Balance		
	Units	Cost	Units	Cost	Units	Cost	Accounting Profit/(Loss)	Units	Cost	Market Value
		<b>360,955.66</b>		<b>51,788.90</b>		<b>(49,863.93)</b>	<b>0.00</b>		<b>362,880.63</b>	<b>354,552.40</b>
<b>Managed Investments (Australian)</b>										
MAQ0844AU7 - Charter Hall Direct Ind Fd No.3	102,000.00	114,393.00						102,000.00	114,393.00	187,547.40
MAQ0815AU7 - Charter Hall Direct Industrial 2	102,000.00	123,726.00						102,000.00	123,726.00	161,537.40
MAQ0854AU3 - Charter Hall Direct Industrial No4	183,813.10	200,000.00	69,678.70	85,000.00				253,491.79	285,000.00	344,596.74
MAQ0842AU7 - Charter Hall Direct Office Fund	102,155.48	131,331.09						102,155.48	131,331.09	182,337.32
MAQ5880AU7 - Charter Hall Direct PFA Fund	326,486.53	338,000.00	179,039.48	205,000.00				505,526.01	543,000.00	605,670.71
		<b>907,450.09</b>		<b>290,000.00</b>					<b>1,197,450.09</b>	<b>1,481,689.57</b>
<b>Shares in Listed Companies (Australian)</b>										
BHP.AX - BHP Group Limited	1,200.00	35,212.48						1,200.00	35,212.48	49,500.00
MYR.AX - Myer Holdings Limited	10,000.00	13,562.95						10,000.00	13,562.95	3,250.00
NAB.AX - National Australia Bank Limited	1,000.00	29,961.29						1,000.00	29,961.29	27,390.00
SUN.AX - Suncorp Group Limited	1,942.00	29,139.62						1,942.00	29,139.62	21,323.16
TLS.AX - Telstra Corporation Limited.										

**THERESA AND MICHAEL ROTH SUPERANUATION FUND**  
**Investment Movement Report**

As at 30 June 2022

Investment	Opening Balance		Additions		Disposals			Closing Balance		Market Value
	Units	Cost	Units	Cost	Units	Cost	Accounting Profit/(Loss)	Units	Cost	
	20,000.00	86,904.95						20,000.00	86,904.95	77,000.00
WDS.AX - Woodside Energy Group Ltd			216.00	6,428.16				216.00	6,428.16	6,877.44
		<b>194,781.29</b>		<b>6,428.16</b>					<b>201,209.45</b>	<b>185,340.60</b>
		<b>2,865,436.33</b>		<b>940,858.17</b>		<b>(832,018.19)</b>	<b>(20,547.98)</b>		<b>2,974,276.31</b>	<b>3,309,833.84</b>

MRS THERESA ELLEN ROTH &  
 MR MICHAEL ROTH  
 <THERESA & MICHAEL ROTH SF AC>  
 2/31 EPACRIS AVENUE  
 CARINGBAH SOUTH NSW 2229

30 September 2022

**Charter Hall Direct Industrial Fund No. 2 - Ordinary**  
**ARSN:161 417 438**  
**Periodic Statement**

Investor number: 0009157476 Dealer group: No Dealer  
 Tax reference: Quoted Adviser name: No Adviser  
 Statement period: 01 July 2021 to 30 June 2022

TABLE A Transaction Summary - Unit movement					
Date	Transaction	Number of Units	Unit Price <sup>1</sup> (\$)	Total Value (\$)	Balance of Units
01/07/2021	Opening Balance	102,000.0000	\$1.5399	\$157,069.80	102,000.0000
30/06/2022	Closing Balance	102,000.0000	\$1.5837	\$161,537.40	102,000.0000

1. The redemption value is calculated using the Exit Price.

TABLE B Fund Distribution Summary						
Record Date	Payment Date	Transaction	Gross Distribution (\$)	Ongoing Adviser Service Fee (\$)	Withholding Tax (\$)	Net Distribution (\$)
30/09/2021	15/10/2021	CH DIF 2 ORD SEP 2021 Dist	\$2,397.00	\$0.00	\$0.00	\$2,397.00
31/12/2021	17/01/2022	CH DIF 2 ORD DEC 2021 Dist	\$2,397.00	\$0.00	\$0.00	\$2,397.00
01/02/2022	01/02/2022	CH DIF 2 ORD FEB 2022 Special Dist	\$23,766.00	\$0.00	\$0.00	\$23,766.00
31/03/2022	14/04/2022	CH DIF 2 ORD MAR 2022 Dist	\$2,333.25	\$0.00	\$0.00	\$2,333.25
30/06/2022	18/07/2022	CH DIF 2 ORD JUN 2022 Dist	\$2,333.25	\$0.00	\$0.00	\$2,333.25
<b>Total for statement period</b>			<b>\$33,226.50</b>	<b>\$0.00</b>	<b>\$0.00</b>	<b>\$33,226.50</b>



**TABLE C  
Fees and Costs Summary<sup>1</sup>**

Type of Fee	Amount (\$)
<b>Fees deducted directly from your account<sup>2</sup></b> This amount has been deducted directly from your account (reflected in the transactions listed on this statement).	\$0.00
<b>Fees and costs deducted from your investment<sup>3</sup></b> This approximate amount has been deducted from your investment and covers amounts that have reduced the return on your investment and that are not reflected as transactions listed on this statement.	\$7,666.50
<b>TOTAL FEES AND COSTS YOU PAID</b> This approximate amount includes all the fees and costs that affected your investment during the period.	<b>\$7,666.50</b>

1. Total fees and costs are an estimate calculated by dividing the fees and costs by the Fund's average net assets for the period. Accrued fees and costs may increase or decrease over time before they are actually paid. As a result, the "total fees and costs you paid" is an approximate amount and is likely to be different to the fees paid.

2. This amount includes all the direct fees and costs which were charged to your account during the statement period. Typically, this comprises an adviser service fee or ongoing adviser service fee which you and your adviser have agreed.

3. This amount includes costs incurred by the Fund that were not paid directly out of your account. This can comprise management fees, performance fees and fund expenses, as well as transaction costs including stamp duty on asset purchases or divestment costs when an asset is sold. An actively managed property fund may have significant costs relating to the purchase and sale of property.

For this period, approximately \$841.05 has been deducted from your investment for payment of acquisition and divestment costs, of which \$0.00 relates to stamp duty on acquired properties. The disposal proceeds and/or acquisition costs have been calculated based on the published Unit Price and may not reflect the amount that you have paid or received for your units and therefore may not reflect your actual return.

Performance fees are based on the amount accrued or paid during the period, which amounts to approximately \$4,787.52 being deducted from your investment. Performance fees are only payable when the fund outperforms the relevant PDS benchmark.

The balance of fees and costs deducted from your investment comprises management fees and other fund expenses.

**TABLE D  
Calculation of your Net Investment Return**

Calculation of the Investment Return	Amount (\$)	Amount sourced from
<b>Closing Balance</b>	<b>\$161,637.40</b>	Table A
Add: withdrawal payment	\$0.00	Table A
Less: opening balance	\$157,069.80	Table A
Less: applications/allotments/reinvestments	\$0.00	Table A
Less: fees deducted directly from your account	\$0.00	Table C
<b>Change in market value (growth return) <sup>1</sup></b>	<b>\$4,467.60</b>	
Add: gross distribution amounts (distribution return)	\$33,226.50	Table B
<b>Net Investment return (total return)</b>	<b>\$37,694.10</b>	

1. The growth return is the change in the value of your investment in the period, taking into account transactions and excluding distributions. This amount is only for reporting purposes.

**Please note, this is not a statement for tax purposes. We send a separate tax statement which contains all the information about your investment that you need to complete your tax return.**

**Important notes**

Thank you for investing with Charter Hall. If you have any questions regarding this statement, please call BoardRoom on 1300 137 895 or email us at [charterhall@boardroomlimited.com.au](mailto:charterhall@boardroomlimited.com.au).

If you have a complaint in relation to this statement, please contact the Complaints Officer for Charter Hall on +61 2 8651 9000 or write to Charter Hall at GPO Box 2704, Sydney NSW 2001. We are a member of the Australian Financial Complaints Authority (AFCA), an independent external dispute resolution service. If you have a complaint that you have been unable to resolve with us, AFCA can assist you. Their contact details are: GPO Box 3, Melbourne VIC 3001, Email: [info@afca.org.au](mailto:info@afca.org.au), Phone: 1800 931 678 (free call).

All financial amounts in this statement are expressed in Australian dollars unless otherwise stated. Any discrepancies between totals in tables, or in calculations, are due to rounding. While every reasonable care has been taken to ensure that the information on this statement is correct and the information contained in this document is believed to be accurate at the time of compilation Charter Hall Direct Property Management Limited (CHDPML) cannot accept liability for any error or misprint. This statement was prepared by CHDPML. This information is of a general nature and is not intended to provide you with financial advice or take into account your personal objectives, financial situation or needs. Before acting on the information, consider its appropriateness to your circumstances and read the relevant product disclosure statement (PDS), available at [www.charterhall.com.au](http://www.charterhall.com.au). You may wish to seek independent financial advice from a licensed or authorised financial adviser before making an investment decision. The performance of your investment in any Fund is not guaranteed. Past performance is not a reliable indicator of future performance.

MRS THERESA ELLEN ROTH &  
 MR MICHAEL ROTH  
 <THERESA & MICHAEL ROTH SF AC>  
 2/31 EPACRIS AVENUE  
 CARINGBAH SOUTH NSW 2229

30 September 2022

**Charter Hall Direct Industrial Fund No. 3 - Wholesale**  
**ARSN:601348225**  
**Periodic Statement**

investor number: 0009157476 Dealer group: No Dealer  
 Tax reference: Quoted Adviser name: No Adviser  
 Statement period: 01 July 2021 to 30 June 2022

TABLE A Transaction Summary - Unit movement					
Date	Transaction	Number of Units	Unit Price <sup>1</sup> (\$)	Total Value (\$)	Balance of Units
01/07/2021	Opening Balance	102,000.0000	\$1.5869	\$161,863.80	102,000.0000
30/06/2022	Closing Balance	102,000.0000	\$1.8387	\$187,547.40	102,000.0000

1.The redemption value is calculated using the Exit Price.

TABLE B Fund Distribution Summary						
Record Date	Payment Date	Transaction	Gross Distribution (\$)	Ongoing Adviser Service Fee (\$)	Withholding Tax (\$)	Net Distribution (\$)
30/09/2021	15/10/2021	CH DIF 3 WS SEP 2021 Dist	\$2,422.50	\$0.00	\$0.00	\$2,422.50
31/12/2021	17/01/2022	CH DIF 3 WS DEC 2021 Dist	\$2,422.50	\$0.00	\$0.00	\$2,422.50
31/03/2022	14/04/2022	CH DIF 3 WS MAR 2022 Dist	\$2,422.50	\$0.00	\$0.00	\$2,422.50
30/06/2022	18/07/2022	CH DIF 3 WS JUN 2022 Dist	\$2,422.50	\$0.00	\$0.00	\$2,422.50
<b>Total for statement period</b>			<b>\$9,690.00</b>	<b>\$0.00</b>	<b>\$0.00</b>	<b>\$9,690.00</b>

**TABLE C  
Fees and Costs Summary<sup>1</sup>**

Type of Fee	Amount (\$)
<b>Fees deducted directly from your account<sup>2</sup></b> This amount has been deducted directly from your account (reflected in the transactions listed on this statement).	\$0.00
<b>Fees and costs deducted from your investment<sup>3</sup></b> This approximate amount has been deducted from your investment and covers amounts that have reduced the return on your investment and that are not reflected as transactions listed on this statement.	\$4,957.42
<b>TOTAL FEES AND COSTS YOU PAID</b> This approximate amount includes all the fees and costs that affected your investment during the period.	<b>\$4,957.42</b>

1. Total fees and costs are an estimate calculated by dividing the fees and costs by the Fund's average net assets for the period. Accrued fees and costs may increase or decrease over time before they are actually paid. As a result, the "total fees and costs you paid" is an approximate amount and is likely to be different to the fees paid.

2. This amount includes all the direct fees and costs which were charged to your account during the statement period. Typically, this comprises an adviser service fee or ongoing adviser service fee which you and your adviser have agreed.

3. This amount includes costs incurred by the Fund that were not paid directly out of your account. This can comprise management fees, performance fees and fund expenses, as well as transaction costs including stamp duty on asset purchases or divestment costs when an asset is sold. An actively managed property fund may have significant costs relating to the purchase and sale of property.

For this period, approximately \$0.00 has been deducted from your investment for payment of acquisition and divestment costs, of which \$0.00 relates to stamp duty on acquired properties. The disposal proceeds and/or acquisition costs have been calculated based on the published Unit Price and may not reflect the amount that you have paid or received for your units and therefore may not reflect your actual return.

Performance fees are based on the amount accrued or paid during the period, which amounts to approximately \$3,175.57 being deducted from your investment. Performance fees are only payable when the fund outperforms the relevant PDS benchmark.

The balance of fees and costs deducted from your investment comprises management fees and other fund expenses.

**TABLE D  
Calculation of your Net Investment Return**

Calculation of the Investment Return	Amount (\$)	Amount sourced from
<b>Closing Balance</b>	<b>\$187,547.40</b>	Table A
Add: withdrawal payment	\$0.00	Table A
Less: opening balance	\$161,863.80	Table A
Less: applications/allotments/reinvestments	\$0.00	Table A
Less: fees deducted directly from your account	\$0.00	Table C
<b>Change in market value (growth return)<sup>1</sup></b>	<b>\$25,683.60</b>	
Add: gross distribution amounts (distribution return)	\$9,690.00	Table B
<b>Net Investment return (total return)</b>	<b>\$35,373.60</b>	

1. The growth return is the change in the value of your investment in the period, taking into account transactions and excluding distributions. This amount is only for reporting purposes.

**Please note, this is not a statement for tax purposes. We send a separate tax statement which contains all the information about your investment that you need to complete your tax return.**

**Important notes**

Thank you for investing with Charter Hall. If you have any questions regarding this statement, please call BoardRoom on 1300 137 895 or email us at [charterhall@boardroomlimited.com.au](mailto:charterhall@boardroomlimited.com.au).

If you have a complaint in relation to this statement, please contact the Complaints Officer for Charter Hall on +61 2 8651 9000 or write to Charter Hall at GPO Box 2704, Sydney NSW 2001. We are a member of the Australian Financial Complaints Authority (AFCA), an independent external dispute resolution service. If you have a complaint that you have been unable to resolve with us, AFCA can assist you. Their contact details are: GPO Box 3, Melbourne VIC 3001. Email: [info@afca.org.au](mailto:info@afca.org.au), Phone: 1800 931 678 (free call).

All financial amounts in this statement are expressed in Australian dollars unless otherwise stated. Any discrepancies between totals in tables, or in calculations, are due to rounding. While every reasonable care has been taken to ensure that the information on this statement is correct and the information contained in this document is believed to be accurate at the time of compilation Charter Hall Direct Property Management Limited (CHDPML) cannot accept liability for any error or misprint. This statement was prepared by CHDPML. This information is of a general nature and is not intended to provide you with financial advice or take into account your personal objectives, financial situation or needs. Before acting on the information, consider its appropriateness to your circumstances and read the relevant product disclosure statement (PDS), available at [www.charterhall.com.au](http://www.charterhall.com.au). You may wish to seek independent financial advice from a licensed or authorised financial adviser before making an investment decision. The performance of your investment in any Fund is not guaranteed. Past performance is not a reliable indicator of future performance.

MRS THERESA ELLEN ROTH &  
 MR MICHAEL ROTH  
 <THERESA & MICHAEL ROTH SF AC>  
 2/31 EPACRIS AVENUE  
 CARINGBAH SOUTH NSW 2229

30 September 2022

**Charter Hall Direct Industrial Fund No. 4**  
**ARSN:615 152 817**  
**Periodic Statement**

**Investor number:** 0009157476 **Dealer group:** No Dealer  
**Tax reference:** Quoted **Adviser name:** No Adviser  
**Statement period:** 01 July 2021 to 30 June 2022

<b>TABLE A</b>					
<b>Transaction Summary - Unit movement</b>					
<b>Date</b>	<b>Transaction</b>	<b>Number of Units</b>	<b>Unit Price<sup>1</sup> (\$)</b>	<b>Total Value (\$)</b>	<b>Balance of Units</b>
01/07/2021	Opening Balance	183,813.0961	\$1.1976	\$220,134.56	183,813.0961
23/09/2021	Application	20,752.0545	\$1.2047	\$25,000.00	204,565.1506
19/10/2021	Application	33,588.0427	\$1.1909	\$40,000.00	238,153.1933
02/02/2022	Application	15,338.5996	\$1.3039	\$20,000.00	253,491.7929
30/06/2022	Closing Balance	253,491.7929	\$1.3594	\$344,596.74	253,491.7929

1. The redemption value is calculated using the Exit Price. The Exit Price is the Unit Price less a sell spread, currently 2.5%. The sell spread reflects the costs and expenses anticipated with any sale or future sale of the Fund's investments and the subsequent provision of liquidity to investors. This cost accrues to the Fund, not the Manager, and ensures that exiting investors share in the divestment costs with continuing investors. Further information on the Exit Price is available in the Product Disclosure Statement (PDS) available at [www.charterhall.com.au](http://www.charterhall.com.au). There are no withdrawal or termination fees applicable to redemptions.

<b>TABLE B</b>						
<b>Fund Distribution Summary</b>						
<b>Record Date</b>	<b>Payment Date</b>	<b>Transaction</b>	<b>Gross Distribution (\$)</b>	<b>Ongoing Adviser Service Fee (\$)</b>	<b>Withholding Tax (\$)</b>	<b>Net Distribution (\$)</b>
30/09/2021	15/10/2021	CH DIF 4 - ORD SEP 2021 Dist	\$3,452.04	\$0.00	\$0.00	\$3,452.04
31/12/2021	17/01/2022	CH DIF 4 - ORD DEC 2021 Dist	\$4,018.84	\$0.00	\$0.00	\$4,018.84
31/03/2022	14/04/2022	CH DIF 4 - ORD MAR 2022 Dist	\$4,277.67	\$0.00	\$0.00	\$4,277.67
30/06/2022	18/07/2022	CH DIF 4 - ORD JUN 2022 Dist	\$4,277.67	\$0.00	\$0.00	\$4,277.67
<b>Total for statement period</b>			<b>\$16,026.22</b>	<b>\$0.00</b>	<b>\$0.00</b>	<b>\$16,026.22</b>

**TABLE C  
Fees and Costs Summary<sup>1</sup>**

Type of Fee	Amount (\$)
<b>Fees deducted directly from your account<sup>2</sup></b> This amount has been deducted directly from your account (reflected in the transactions listed on this statement).	\$0.00
<b>Fees and costs deducted from your investment<sup>3</sup></b> This approximate amount has been deducted from your investment and covers amounts that have reduced the return on your investment and that are not reflected as transactions listed on this statement.	\$12,750.57
<b>TOTAL FEES AND COSTS YOU PAID</b> This approximate amount includes all the fees and costs that affected your investment during the period.	<b>\$12,750.57</b>

1. Total fees and costs are an estimate calculated by dividing the fees and costs by the Fund's average net assets for the period. Accrued fees and costs may increase or decrease over time before they are actually paid. As a result, the "total fees and costs you paid" is an approximate amount and is likely to be different to the fees paid.

2. This amount includes all the direct fees and costs which were charged to your account during the statement period. Typically, this comprises an adviser service fee or ongoing adviser service fee which you and your adviser have agreed.

3. This amount includes costs incurred by the Fund that were not paid directly out of your account. This can comprise management fees, performance fees and fund expenses, as well as transaction costs including stamp duty on asset purchases or divestment costs when an asset is sold. An actively managed property fund may have significant costs relating to the purchase and sale of property.

For this period, approximately \$5,585.69 has been deducted from your investment for payment of acquisition and divestment costs, of which \$3,684.80 relates to stamp duty on acquired properties. The disposal proceeds and/or acquisition costs have been calculated based on the published Unit Price and may not reflect the amount that you have paid or received for your units and therefore may not reflect your actual return.

Performance fees are based on the amount accrued or paid during the period, which amounts to approximately \$4,649.86 being deducted from your investment. Performance fees are only payable when the fund outperforms the relevant PDS benchmark.

The balance of fees and costs deducted from your investment comprises management fees and other fund expenses.

**TABLE D  
Calculation of your Net Investment Return**

Calculation of the Investment Return	Amount (\$)	Amount sourced from
<b>Closing Balance</b>	<b>\$344,696.74</b>	Table A
Add: withdrawal payment	\$0.00	Table A
Less: opening balance	\$220,134.56	Table A
Less: applications/allotments/reinvestments	\$85,000.00	Table A
Less: fees deducted directly from your account	\$0.00	Table C
<b>Change in market value (growth return)<sup>1</sup></b>	<b>\$39,462.18</b>	
Add: gross distribution amounts (distribution return)	\$16,026.22	Table B
<b>Net Investment return (total return)</b>	<b>\$65,488.40</b>	

1. The growth return is the change in the value of your investment in the period, taking into account transactions and excluding distributions. This amount is only for reporting purposes.

**Please note, this is not a statement for tax purposes. We send a separate tax statement which contains all the information about your investment that you need to complete your tax return.**

**Important notes**

Thank you for investing with Charter Hall. If you have any questions regarding this statement, please call BoardRoom on 1300 137 895 or email us at [charterhall@boardroomlimited.com.au](mailto:charterhall@boardroomlimited.com.au).

If you have a complaint in relation to this statement, please contact the Complaints Officer for Charter Hall on +61 2 8651 9000 or write to Charter Hall at GPO Box 2704, Sydney NSW 2001. We are a member of the Australian Financial Complaints Authority (AFCA), an independent external dispute resolution service. If you have a complaint that you have been unable to resolve with us, AFCA can assist you. Their contact details are: GPO Box 3, Melbourne VIC 3001, Email: [info@afca.org.au](mailto:info@afca.org.au), Phone: 1800 931 678 (free call).

All financial amounts in this statement are expressed in Australian dollars unless otherwise stated. Any discrepancies between totals in tables, or in calculations, are due to rounding. While every reasonable care has been taken to ensure that the information on this statement is correct and the information contained in this document is believed to be accurate at the time of compilation Charter Hall Direct Property Management Limited (CHDPML) cannot accept liability for any error or misprint. This statement was prepared by CHDPML. This information is of a general nature and is not intended to provide you with financial advice or take into account your personal objectives, financial situation or needs. Before acting on the information, consider its appropriateness to your circumstances and read the relevant product disclosure statement (PDS), available at [www.charterhall.com.au](http://www.charterhall.com.au). You may wish to seek independent financial advice from a licensed or authorised financial adviser before making an investment decision. The performance of your investment in any Fund is not guaranteed. Past performance is not a reliable indicator of future performance.

MRS THERESA ELLEN ROTH &  
 MR MICHAEL ROTH  
 <THERESA & MICHAEL ROTH SF AC>  
 2/31 EPACRIS AVENUE  
 CARINGBAH SOUTH NSW 2229

30 September 2022

**Charter Hall Direct Office Fund (DOF) Wholesale A Units**  
**ARSN:116 064 343**  
**Periodic Statement**

**Investor number:** 0009157476 **Dealer group:** No Dealer  
**Tax reference:** Quoted **Adviser name:** No Adviser  
**Statement period:** 01 July 2021 to 30 June 2022

<b>TABLE A</b>					
<b>Transaction Summary - Unit movement</b>					
<b>Date</b>	<b>Transaction</b>	<b>Number of Units</b>	<b>Unit Price<sup>1</sup> (\$)</b>	<b>Total Value (\$)</b>	<b>Balance of Units</b>
01/07/2021	Opening Balance	102,155.4806	\$1.6810	\$171,723.36	102,155.4806
30/06/2022	Closing Balance	102,155.4806	\$1.7849	\$182,337.32	102,155.4806

1. The redemption value is calculated using the Exit Price. The Exit Price is the Unit Price less a sell spread, currently 2.5%. The sell spread reflects the costs and expenses anticipated with any sale or future sale of the Fund's investments and the subsequent provision of liquidity to investors. This cost accrues to the Fund, not the Manager, and ensures that exiting investors share in the divestment costs with continuing investors. Further information on the Exit Price is available in the Product Disclosure Statement (PDS) available at [www.charterhall.com.au](http://www.charterhall.com.au). There are no withdrawal or termination fees applicable to redemptions.

<b>TABLE B</b>						
<b>Fund Distribution Summary</b>						
<b>Record Date</b>	<b>Payment Date</b>	<b>Transaction</b>	<b>Gross Distribution (\$)</b>	<b>Ongoing Adviser Service Fee (\$)</b>	<b>Withholding Tax (\$)</b>	<b>Net Distribution (\$)</b>
30/09/2021	15/10/2021	CH DOF WS A SEP 2021 Dist	\$2,362.35	\$0.00	\$0.00	\$2,362.35
31/12/2021	17/01/2022	CH DOF WS A DEC 2021 Dist	\$2,362.35	\$0.00	\$0.00	\$2,362.35
31/03/2022	14/04/2022	CH DOF WS A MAR 2022 Dist	\$2,362.35	\$0.00	\$0.00	\$2,362.35
30/06/2022	18/07/2022	CH DOF WS A JUN 2022 Dist	\$2,362.35	\$0.00	\$0.00	\$2,362.35
<b>Total for statement period</b>			<b>\$9,449.40</b>	<b>\$0.00</b>	<b>\$0.00</b>	<b>\$9,449.40</b>

**TABLE C  
Fees and Costs Summary<sup>1</sup>**

Type of Fee	Amount (\$)
<b>Fees deducted directly from your account<sup>2</sup></b> This amount has been deducted directly from your account (reflected in the transactions listed on this statement).	\$0.00
<b>Fees and costs deducted from your investment<sup>3</sup></b> This approximate amount has been deducted from your investment and covers amounts that have reduced the return on your investment and that are not reflected as transactions listed on this statement.	\$2,477.88
<b>TOTAL FEES AND COSTS YOU PAID</b> This approximate amount includes all the fees and costs that affected your investment during the period.	<b>\$2,477.88</b>

1. Total fees and costs are an estimate calculated by dividing the fees and costs by the Fund's average net assets for the period. Accrued fees and costs may increase or decrease over time before they are actually paid. As a result, the "total fees and costs you paid" is an approximate amount and is likely to be different to the fees paid.

2. This amount includes all the direct fees and costs which were charged to your account during the statement period. Typically, this comprises an adviser service fee or ongoing adviser service fee which you and your adviser have agreed.

3. This amount includes costs incurred by the Fund that were not paid directly out of your account. This can comprise management fees, performance fees and fund expenses, as well as transaction costs including stamp duty on asset purchases or divestment costs when an asset is sold. An actively managed property fund may have significant costs relating to the purchase and sale of property.

For this period, approximately \$843.53 has been deducted from your investment for payment of acquisition and divestment costs, of which \$17.57 relates to stamp duty on acquired properties. The disposal proceeds and/or acquisition costs have been calculated based on the published Unit Price and may not reflect the amount that you have paid or received for your units and therefore may not reflect your actual return.

Performance fees are based on the amount accrued or paid during the period, which amounts to approximately \$0.00 being deducted from your investment. Performance fees are only payable when the fund outperforms the relevant PDS benchmark.

The balance of fees and costs deducted from your investment comprises management fees and other fund expenses.

**TABLE D  
Calculation of your Net Investment Return**

Calculation of the Investment Return	Amount (\$)	Amount sourced from
<b>Closing Balance</b>	<b>\$182,337.32</b>	Table A
Add: withdrawal payment	\$0.00	Table A
Less: opening balance	\$171,723.36	Table A
Less: applications/allotments/reinvestments	\$0.00	Table A
Less: fees deducted directly from your account	\$0.00	Table C
<b>Change in market value (growth return)<sup>1</sup></b>	<b>\$10,613.96</b>	
Add: gross distribution amounts (distribution return)	\$9,449.40	Table B
<b>Net Investment return (total return)</b>	<b>\$20,063.36</b>	

1. The growth return is the change in the value of your investment in the period, taking into account transactions and excluding distributions. This amount is only for reporting purposes.

**Please note, this is not a statement for tax purposes. We send a separate tax statement which contains all the information about your investment that you need to complete your tax return.**

**Important notes**

Thank you for investing with Charter Hall. If you have any questions regarding this statement, please call BoardRoom on 1300 137 895 or email us at [charterhall@boardroomlimited.com.au](mailto:charterhall@boardroomlimited.com.au).

If you have a complaint in relation to this statement, please contact the Complaints Officer for Charter Hall on +61 2 8651 9000 or write to Charter Hall at GPO Box 2704, Sydney NSW 2001. We are a member of the Australian Financial Complaints Authority (AFCA), an independent external dispute resolution service. If you have a complaint that you have been unable to resolve with us, AFCA can assist you. Their contact details are: GPO Box 3, Melbourne VIC 3001. Email: [info@afca.org.au](mailto:info@afca.org.au), Phone: 1800 931 678 (free call).

All financial amounts in this statement are expressed in Australian dollars unless otherwise stated. Any discrepancies between totals in tables, or in calculations, are due to rounding. While every reasonable care has been taken to ensure that the information on this statement is correct and the information contained in this document is believed to be accurate at the time of compilation Charter Hall Direct Property Management Limited (CHDPML) cannot accept liability for any error or misprint. This statement was prepared by CHDPML. This information is of a general nature and is not intended to provide you with financial advice or take into account your personal objectives, financial situation or needs. Before acting on the information, consider its appropriateness to your circumstances and read the relevant product disclosure statement (PDS), available at [www.charterhall.com.au](http://www.charterhall.com.au). You may wish to seek independent financial advice from a licensed or authorised financial adviser before making an investment decision. The performance of your investment in any Fund is not guaranteed. Past performance is not a reliable indicator of future performance.

MRS THERESA ELLEN ROTH &  
 MR MICHAEL ROTH  
 <THERESA & MICHAEL ROTH SF AC>  
 2/31 EPACRIS AVENUE  
 CARINGBAH SOUTH NSW 2229

30 September 2022

**Charter Hall Direct PFA Fund - Ordinary Units**  
**ARSN:097 860 690**  
**Periodic Statement**

**Investor number:** 0009157476 **Dealer group:** No Dealer  
**Tax reference:** Quoted **Adviser name:** No Adviser  
**Statement period:** 01 July 2021 to 30 June 2022

<b>TABLE A</b>					
<b>Transaction Summary - Unit movement</b>					
<b>Date</b>	<b>Transaction</b>	<b>Number of Units</b>	<b>Unit Price<sup>1</sup> (\$)</b>	<b>Total Value (\$)</b>	<b>Balance of Units</b>
01/07/2021	Opening Balance	326,486.5289	\$1.1141	\$363,738.64	326,486.5289
01/07/2021	Application	44,875.2468	\$1.1142	\$50,000.00	371,361.7757
17/08/2021	Application	17,958.1575	\$1.1137	\$20,000.00	389,319.9332
01/12/2021	Application	36,212.2035	\$1.1046	\$40,000.00	425,532.1367
20/01/2022	Application	63,211.1252	\$1.1865	\$75,000.00	488,743.2619
19/05/2022	Application	16,782.7473	\$1.1917	\$20,000.00	505,526.0092
30/06/2022	Closing Balance	505,526.0092	\$1.1981	\$605,670.71	505,526.0092

1. The redemption value is calculated using the Exit Price. The Exit Price is the Unit Price less a sell spread, currently 2.5%. The sell spread reflects the costs and expenses anticipated with any sale or future sale of the Fund's investments and the subsequent provision of liquidity to investors. This cost accrues to the Fund, not the Manager, and ensures that exiting investors share in the divestment costs with continuing investors. Further information on the Exit Price is available in the Product Disclosure Statement (PDS) available at [www.charterhall.com.au](http://www.charterhall.com.au). There are no withdrawal or termination fees applicable to redemptions.

<b>TABLE B</b>						
<b>Fund Distribution Summary</b>						
<b>Record Date</b>	<b>Payment Date</b>	<b>Transaction</b>	<b>Gross Distribution (\$)</b>	<b>Ongoing Adviser Service Fee (\$)</b>	<b>Withholding Tax (\$)</b>	<b>Net Distribution (\$)</b>
31/07/2021	16/08/2021	CH Dir PFA Fund - Ordinary Units JULY 2021 Dist	\$2,321.01	\$0.00	\$0.00	\$2,321.01
31/08/2021	15/09/2021	CH Dir PFA Fund - Ordinary Units AUG 2021 Dist	\$2,433.25	\$0.00	\$0.00	\$2,433.25
30/09/2021	15/10/2021	CH Dir PFA Fund - Ordinary Units SEP 2021 Dist	\$2,433.25	\$0.00	\$0.00	\$2,433.25



**TABLE B  
Fund Distribution Summary**

Record Date	Payment Date	Transaction	Gross Distribution (\$)	Ongoing Adviser Service Fee (\$)	Withholding Tax (\$)	Net Distribution (\$)
31/10/2021	15/11/2021	CH Dir PFA Fund - Ordinary Units OCT 2021 Dist	\$2,433.25	\$0.00	\$0.00	\$2,433.25
30/11/2021	15/12/2021	CH Dir PFA Fund - Ordinary Units NOV 2021 Dist	\$2,433.25	\$0.00	\$0.00	\$2,433.25
31/12/2021	17/01/2022	CH Dir PFA Fund - Ordinary Units DEC 2021 Dist	\$2,659.58	\$0.00	\$0.00	\$2,659.58
31/01/2022	15/02/2022	CH Dir PFA Fund - Ordinary Units JAN 2022 Dist	\$3,054.65	\$0.00	\$0.00	\$3,054.65
28/02/2022	15/03/2022	CH Dir PFA Fund - Ordinary Units FEB 2022 Dist	\$3,054.65	\$0.00	\$0.00	\$3,054.65
31/03/2022	14/04/2022	CH Dir PFA Fund - Ordinary Units MAR 2022 Dist	\$3,054.65	\$0.00	\$0.00	\$3,054.65
30/04/2022	13/05/2022	CH Dir PFA Fund - Ordinary Units APR 2022 Dist	\$3,054.65	\$0.00	\$0.00	\$3,054.65
31/05/2022	15/06/2022	CH Dir PFA Fund - Ordinary Units MAY 2022 Dist	\$3,159.54	\$0.00	\$0.00	\$3,159.54
30/06/2022	18/07/2022	CH Dir PFA Fund - Ordinary Units JUN 2022 Dist	\$3,159.54	\$0.00	\$0.00	\$3,159.54
<b>Total for statement period</b>			<b>\$33,261.27</b>	<b>\$0.00</b>	<b>\$0.00</b>	<b>\$33,261.27</b>

**TABLE C  
Fees and Costs Summary<sup>1</sup>**

Type of Fee	Amount (\$)
<b>Fees deducted directly from your account<sup>2</sup></b> This amount has been deducted directly from your account (reflected in the transactions listed on this statement).	\$0.00
<b>Fees and costs deducted from your investment<sup>3</sup></b> This approximate amount has been deducted from your investment and covers amounts that have reduced the return on your investment and that are not reflected as transactions listed on this statement.	\$14,994.15
<b>TOTAL FEES AND COSTS YOU PAID</b> This approximate amount includes all the fees and costs that affected your investment during the period.	<b>\$14,994.15</b>

1. Total fees and costs are an estimate calculated by dividing the fees and costs by the Fund's average net assets for the period. Accrued fees and costs may increase or decrease over time before they are actually paid. As a result, the "total fees and costs you paid" is an approximate amount and is likely to be different to the fees paid.

2. This amount includes all the direct fees and costs which were charged to your account during the statement period. Typically, this comprises an adviser service fee or ongoing adviser service fee which you and your adviser have agreed.

3. This amount includes costs incurred by the Fund that were not paid directly out of your account. This can comprise management fees, performance fees and fund expenses, as well as transaction costs including stamp duty on asset purchases or divestment costs when an asset is sold. An actively managed property fund may have significant costs relating to the purchase and sale of property.

For this period, approximately \$4,897.08 has been deducted from your investment for payment of acquisition and divestment costs, of which \$2,524.27 relates to stamp duty on acquired properties. The disposal proceeds and/or acquisition costs have been calculated based on the published Unit Price and may not reflect the amount that you have paid or received for your units and therefore may not reflect your actual return.

Performance fees are based on the amount accrued or paid during the period, which amounts to approximately \$4,897.08 being deducted from your investment. Performance fees are only payable when the fund outperforms the relevant PDS benchmark.

The balance of fees and costs deducted from your investment comprises management fees and other fund expenses.

**TABLE D**  
**Calculation of your Net Investment Return**

Calculation of the Investment Return	Amount (\$)	Amount sourced from
<b>Closing Balance</b>	<b>\$605,670.71</b>	Table A
Add: withdrawal payment	\$0.00	Table A
Less: opening balance	\$363,738.64	Table A
Less: applications/allotments/reinvestments	\$205,000.00	Table A
Less: fees deducted directly from your account	\$0.00	Table C
<b>Change in market value (growth return) <sup>1</sup></b>	<b>\$36,932.07</b>	
Add: gross distribution amounts (distribution return)	\$33,251.27	Table B
<b>Net Investment return (total return)</b>	<b>\$70,183.34</b>	

1. The growth return is the change in the value of your investment in the period, taking into account transactions and excluding distributions. This amount is only for reporting purposes.

**Please note, this is not a statement for tax purposes. We send a separate tax statement which contains all the information about your investment that you need to complete your tax return.**

**Important notes**

Thank you for investing with Charter Hall. If you have any questions regarding this statement, please call BoardRoom on 1300 137 895 or email us at [charterhall@boardroomlimited.com.au](mailto:charterhall@boardroomlimited.com.au).

If you have a complaint in relation to this statement, please contact the Complaints Officer for Charter Hall on +61 2 8651 9000 or write to Charter Hall at GPO Box 2704, Sydney NSW 2001. We are a member of the Australian Financial Complaints Authority (AFCA), an independent external dispute resolution service. If you have a complaint that you have been unable to resolve with us, AFCA can assist you. Their contact details are: GPO Box 3, Melbourne VIC 3001, Email: [info@afca.org.au](mailto:info@afca.org.au), Phone: 1800 931 678 (free call).

All financial amounts in this statement are expressed in Australian dollars unless otherwise stated. Any discrepancies between totals in tables, or in calculations, are due to rounding. While every reasonable care has been taken to ensure that the information on this statement is correct and the information contained in this document is believed to be accurate at the time of compilation Charter Hall Direct Property Management Limited (CHDPML) cannot accept liability for any error or misprint. This statement was prepared by CHDPML. This information is of a general nature and is not intended to provide you with financial advice or take into account your personal objectives, financial situation or needs. Before acting on the information, consider its appropriateness to your circumstances and read the relevant product disclosure statement (PDS), available at [www.charterhall.com.au](http://www.charterhall.com.au). You may wish to seek independent financial advice from a licensed or authorised financial adviser before making an investment decision. The performance of your investment in any Fund is not guaranteed. Past performance is not a reliable indicator of future performance.

# 77600 - Shares in Listed Companies (Australian)

2022 Financial Year

Preparer Louise Montiel

Reviewer Steven Lee

Status Completed

Account Code	Description	CY Units	CY Balance	LY Units	LY Balance	Change
BHP.AX	BHP Group Limited	1200.000000	\$49,500.00	1200.000000	\$58,284.00	(15.07)%
MYR.AX	Myer Holdings Limited	10000.000000	\$3,250.00	10000.000000	\$3,550.00	(8.45)%
NAB.AX	National Australia Bank Limited	1000.000000	\$27,390.00	1000.000000	\$26,220.00	4.46%
SUN.AX	Suncorp Group Limited	1942.000000	\$21,323.16	1942.000000	\$21,575.62	(1.17)%
TLS.AX	Telstra Corporation Limited.	20000.000000	\$77,000.00	20000.000000	\$75,200.00	2.39%
WDS.AX	Woodside Energy Group Ltd	216.000000	\$6,877.44			100%
	<b>TOTAL</b>	<b>CY Units</b>	<b>CY Balance</b>	<b>LY Units</b>	<b>LY Balance</b>	
		34358.000000	\$185,340.60	34142.000000	\$184,829.62	

## Supporting Documents

- Investment Movement Report [Report](#)
- Balance Review Report [Report](#)
- Commsec\_stats.pdf

## Standard Checklist

- Attach Balance Review Report
- Attach copies of HIN/SRN or Chess Statements, Broker Statements, Contract Notes Corporate Action documentation and any other relevant Source Documentation
- Attach Investment Movement Report
- Ensure all Investments are valued correctly at June 30
- Ensure the investment is in accordance with the Fund's investment strategy

**THERESA AND MICHAEL ROTH SUPERANUATION FUND**

**Balance Review Report**

As at 30 June 2022

Investment Code	Investment Name	Holding Reference	Third Party Data			BGL Ledger	Variance
			Data Feed Provider	Balance Date	Balance Amount	Balance	
<b>60400</b>	<b>Bank Accounts</b>						
CBA11670102	CBA 11670102					166.04	
STG002879080	St George Bank 2879080					160.20	
UBANK373369767	UBank SMSF ***767					21,346.39	
<b>72450</b>	<b>Fixed Interest Securities (Australian) - Unitised</b>						
SHKDROTHARMO UR	Armour Energy Ltd - Fixed - 29 Mar 24					1.0000	
SHKDROTHEN	Australian Gas Networks (formerly EnvestraOilb) - 3.04%-20aug25					1.0000	
SHKDROTHCentur iaCap2	Centuria Capital 2 Fund - 21 April 23					1.0000	
SHKDROTHCI	Civicnexus-lia-0%-15sep32					1.0000	
SHKDROTHElanor	Elanor Investors Limited - Fixed - 17oct22					1.0000	
SHEMECOPTYLT DAU	Emeco Pty Ltd - Fixed Rate Bond MD 10-Jul-26					1.0000	
SHKDROTHLucas	Lucas Total Contract Solutions - Fixed - 29sep22					1.0000	
SHKDROTHMP	Mpc-lab-0%-21dec33					1.0000	
SGKDROTHNextG eneration	Next Generation Clubs Australia Pty Ltd - 22 June 23					1.0000	
SHKDROTHPacific National	Pacific National Finance Pty Ltd - Fixed - 19 May 25					1.0000	
SHKDROTHPLEN ARY	Plenary Health (Casey) Finance - 15 Sep 29					1.0000	
SHKDROTHIMPA CT	Privium Pty Ltd - Fixed - 12feb21					1.0000	
SHKDROTHRWH	RWH Finance Pty Ltd - 30 June 33					1.0000	
SHKDROTHSCT2	SCT Logistics - 3 June 24					1.0000	

**THERESA AND MICHAEL ROTH SUPERANUATION FUND**

**Balance Review Report**

As at 30 June 2022

Investment Code	Investment Name	Holding Reference	Third Party Data			BGL Ledger	Variance
			Data Feed Provider	Balance Date	Balance Amount	Balance	
SHKDROTHStock Co	StockCo Holdings Pty Limited - Fixed - 6 Oct 22					1.0000	
SHKDROTHSUNL AND	Sunland Capital Pty Ltd - 31 Oct 24					1.0000	
SHKDROTHS2	Sydair-llb-3.12%-20nov30					1.0000	
SHKDROTHWAST OCK	WA Stockwell Pty Ltd - Fixed - 26 Aug 26					1.0000	
SHKDROTHZip	ZipMoney - Floating Rate - 10 May 21					1.0000	
<b>72550</b>	<b>Fixed Interest Securities (Overseas) - Unitised</b>						
THERNCIGHPL	NCIG Holdings Pty Ltd - Fixed - 26 Aug 31					1.0000	
THERNWCACIFG L	Newcastle Coal Infrastructure Group Ltd - Fixed - 12 May 31					1.0000	
PEMEX	Petroleos Mexicanos 25.01.2031					1.0000	
THERTRCAPIPLT D	TransCanada Pipelines Limited - Floating - 15 May 67					1.0000	
<b>74700</b>	<b>Managed Investments (Australian)</b>						
MAQ0844AU	Charter Hall Direct Ind Fd No.3					102,000.0000	
MAQ0815AU	Charter Hall Direct Industrial 2					102,000.0000	
MAQ0854AU	Charter Hall Direct Industrial No4					253,491.7929	
MAQ0842AU	Charter Hall Direct Office Fund					102,155.4806	
MAQ5880AU	Charter Hall Direct PFA Fund					505,526.0092	
<b>77600</b>	<b>Shares in Listed Companies (Australian)</b>						
BHP.AX	BHP Group Limited				Setup	1,200.0000	<b>1,200.0000</b>

**THERESA AND MICHAEL ROTH SUPERANUATION FUND**

**Balance Review Report**

As at 30 June 2022

Investment Code	Investment Name	Holding Reference	Third Party Data			BGL Ledger	Variance
			Data Feed Provider	Balance Date	Balance Amount	Balance	
MYR.AX	Myer Holdings Limited				Setup	10,000.0000	<b>10,000.0000</b>
NAB.AX	National Australia Bank Limited				Setup	1,000.0000	<b>1,000.0000</b>
SUN.AX	Suncorp Group Limited				Setup	1,942.0000	<b>1,942.0000</b>
TLS.AX	Telstra Corporation Limited.				Setup	20,000.0000	<b>20,000.0000</b>
WDS.AX	Woodside Energy Group Ltd				Setup	216.0000	<b>216.0000</b>

**THERESA AND MICHAEL ROTH SUPERANUATION FUND**  
**Investment Movement Report**

As at 30 June 2022

Investment	Opening Balance		Additions		Disposals			Closing Balance		
	Units	Cost	Units	Cost	Units	Cost	Accounting Profit/(Loss)	Units	Cost	Market Value
<b>Bank Accounts</b>										
CBA 11670102		166.04							166.04	166.04
St George Bank 2879080		806.12		238,959.08		(239,605.00)			160.20	160.20
UBank SMSF ***767		52,841.56		343,833.43		(375,328.60)			21,346.39	21,346.39
		<b>53,813.72</b>		<b>582,792.51</b>		<b>(614,933.60)</b>			<b>21,672.63</b>	<b>21,672.63</b>
<b>Fixed Interest Securities (Australian) - Unitised</b>										
SHKDROTHARMOUR - Armour Energy Ltd - Fixed - 29 Mar 24	1.00	32,629.45				(8,000.00)	0.00	1.00	24,629.45	16,541.35
SHKDROTHEN - Australian Gas Networks (formerly EnvestraOilb) -3.04%-20aug25	1.00	125,722.00						1.00	125,722.00	156,658.00
SHKDROTHCenturiaCap2 - Centuria Capital 2 Fund - 21 April 23	1.00	51,382.00						1.00	51,382.00	50,377.50
SHKDROTHCI - Civicnexus-lia-0%-15sep32	1.00	174,566.69				(7,449.44)	0.00	1.00	167,117.25	169,622.00
SHKDROTHElanor - Elanor Investors Limited - Fixed - 17oct22	1.00	50,000.00						1.00	50,000.00	50,000.00
SHEMECOPTYLTDAU1 - Emeco Pty Ltd - Fixed Rate Bond MD 10-Jul-26			1.00	9,848.60				1.00	9,848.60	9,815.50
SHKDROTHFirstMac - FirstMac Mortgage Funding Trust - Mortgage Backed - 13feb49	1.00	32,933.52			(1.00)	(32,933.52)	0.00		0.00	
SHKDGMFinancial - General Motors Financial Company - Fixed - 21 Feb 23										

**THERESA AND MICHAEL ROTH SUPERANUATION FUND**

**Investment Movement Report**

As at 30 June 2022

Investment	Opening Balance		Additions		Disposals			Closing Balance		
	Units	Cost	Units	Cost	Units	Cost	Accounting Profit/(Loss)	Units	Cost	Market Value
	1.00	19,802.60			(1.00)	(19,802.60)	0.00		0.00	
SHKDROTHLucas - Lucas Total Contract Solutions - Fixed - 29sep22										
	1.00	85,450.58				(22,000.00)	0.00	1.00	63,450.58	60,262.48
SHKDROTHMoneyTech - Moneytech Finance Pty Ltd - 17 April 22										
	1.00	30,562.14			(1.00)	(30,562.14)	0.00		0.00	
SHKDROTHMP - Mpc-lab-0%-21dec33										
	1.00	76,137.40				(2,766.01)	0.00	1.00	73,371.39	81,459.00
SGKDROTHNextGen - Next Generation Clubs Australia Pty Ltd - 22 June 23										
	1.00	19,708.29						1.00	19,708.29	15,405.30
SHKDROTHPacific - Pacific National Finance Pty Ltd - Fixed - 19 May 25										
	1.00	21,560.00						1.00	21,560.00	19,930.40
SHKDROTHPLENARY - Plenary Health (Casey) Finance - 15 Sep 29										
	1.00	23,663.21				(1,361.99)	0.00	1.00	22,301.22	21,232.80
SHKDROTHIMPACT - Privium Pty Ltd - Fixed - 12feb21										
	1.00	28,340.00				(5,292.46)	0.00	1.00	23,047.54	6,695.94
SHKDROTHRWH - RWH Finance Pty Ltd - 30 June 33										
	1.00	33,790.32				(1,485.29)	0.00	1.00	32,305.03	33,100.00
SHKDROTHSCT2 - SCT Logistics - 3 June 24										
	1.00	70,000.00						1.00	70,000.00	67,960.13
SHKDROTHStockCo - StockCo Holdings Pty Limited - Fixed - 6 Oct 22										
	1.00	20,357.00						1.00	20,357.00	19,957.60
SHKDROTHSUNLAND - Sunland Capital Pty Ltd - 31 Oct 24										
	1.00	50,000.00						1.00	50,000.00	51,268.36
SHKDROTHS2 - Sydair-Ilb-3.12%-20nov30										



**THERESA AND MICHAEL ROTH SUPERANUATION FUND**

**Investment Movement Report**

As at 30 June 2022

Investment	Opening Balance		Additions		Disposals			Closing Balance		
	Units	Cost	Units	Cost	Units	Cost	Accounting Profit/(Loss)	Units	Cost	Market Value
	1.00	285,626.60						1.00	285,626.60	360,672.50
SHKDROTHWASTOCK - WA Stockwell Pty Ltd - Fixed - 26 Aug 26	1.00	70,198.53				(9,600.00)	0.00	1.00	60,598.53	55,562.54
SHKDROTHWY - Wyunawater-30mar22	1.00	25,967.21			(1.00)	(25,967.21)	(20,547.98)		0.00	
SHKDROTHZip - ZipMoney - Floating Rate - 10 May 21	1.00	20,038.03						1.00	20,038.03	20,057.24
		<b>1,348,435.57</b>		<b>9,848.60</b>		<b>(167,220.66)</b>	<b>(20,547.98)</b>		<b>1,191,063.51</b>	<b>1,266,578.64</b>

**Fixed Interest Securities (Overseas) - Unitised**

SHKDROTHANZ - ANZ Banking Group Ltd - Floating Rate - 30 Apr 67	1.00	10,368.08			(1.00)	(10,368.08)	0.00		0.00	
SHKDROTHGoodyearTyre - Goodyear Tyre & Rubber Co - Fixed - 15 Mar 27	1.00	29,705.65			(1.00)	(29,705.65)	0.00		0.00	
THERNCIGHPL - NCIG Holdings Pty Ltd - Fixed - 26 Aug 31	1.00	139,098.93						1.00	139,098.93	153,888.08
THERNWCACIFGL - Newcastle Coal Infrastructure Group Ltd - Fixed - 12 May 31	1.00	148,535.76						1.00	148,535.76	136,153.10
PEMEX - Petroleos Mexicanos 25.01.2031			1.00	51,788.90				1.00	51,788.90	41,953.11
THERTRCAPIPLTD - TransCanada Pipelines Limited - Floating - 15 May 67	1.00	23,457.04						1.00	23,457.04	22,558.11
SHKDROTHWBC - Westpac Banking Corporation - Floating Rate - 30 Sep 67	1.00	9,790.20			(1.00)	(9,790.20)	0.00		0.00	

**THERESA AND MICHAEL ROTH SUPERANUATION FUND**  
**Investment Movement Report**

As at 30 June 2022

Investment	Opening Balance		Additions		Disposals			Closing Balance		
	Units	Cost	Units	Cost	Units	Cost	Accounting Profit/(Loss)	Units	Cost	Market Value
		<b>360,955.66</b>		<b>51,788.90</b>		<b>(49,863.93)</b>	<b>0.00</b>		<b>362,880.63</b>	<b>354,552.40</b>
<b>Managed Investments (Australian)</b>										
MAQ0844AU7 - Charter Hall Direct Ind Fd No.3	102,000.00	114,393.00						102,000.00	114,393.00	187,547.40
MAQ0815AU7 - Charter Hall Direct Industrial 2	102,000.00	123,726.00						102,000.00	123,726.00	161,537.40
MAQ0854AU3 - Charter Hall Direct Industrial No4	183,813.10	200,000.00	69,678.70	85,000.00				253,491.79	285,000.00	344,596.74
MAQ0842AU7 - Charter Hall Direct Office Fund	102,155.48	131,331.09						102,155.48	131,331.09	182,337.32
MAQ5880AU7 - Charter Hall Direct PFA Fund	326,486.53	338,000.00	179,039.48	205,000.00				505,526.01	543,000.00	605,670.71
		<b>907,450.09</b>		<b>290,000.00</b>					<b>1,197,450.09</b>	<b>1,481,689.57</b>
<b>Shares in Listed Companies (Australian)</b>										
BHP.AX - BHP Group Limited	1,200.00	35,212.48						1,200.00	35,212.48	49,500.00
MYR.AX - Myer Holdings Limited	10,000.00	13,562.95						10,000.00	13,562.95	3,250.00
NAB.AX - National Australia Bank Limited	1,000.00	29,961.29						1,000.00	29,961.29	27,390.00
SUN.AX - Suncorp Group Limited	1,942.00	29,139.62						1,942.00	29,139.62	21,323.16
TLS.AX - Telstra Corporation Limited.										

**THERESA AND MICHAEL ROTH SUPERANUATION FUND**  
**Investment Movement Report**

As at 30 June 2022

Investment	Opening Balance		Additions		Disposals			Closing Balance		Market Value
	Units	Cost	Units	Cost	Units	Cost	Accounting Profit/(Loss)	Units	Cost	
	20,000.00	86,904.95						20,000.00	86,904.95	77,000.00
WDS.AX - Woodside Energy Group Ltd			216.00	6,428.16				216.00	6,428.16	6,877.44
		<b>194,781.29</b>		<b>6,428.16</b>					<b>201,209.45</b>	<b>185,340.60</b>
		<b>2,865,436.33</b>		<b>940,858.17</b>		<b>(832,018.19)</b>	<b>(20,547.98)</b>		<b>2,974,276.31</b>	<b>3,309,833.84</b>

# Financial Year Summary

1 JULY 2021 - 30 JUNE 2022

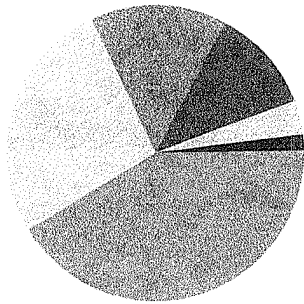
Assets

CommSec

Portfolio Valuation	Account Number	Account Name	Value as at 30 June 2022
Shares	2219495	MRS THERESA ELLEN ROTH + MR MICHAEL ROTH <T & M ROTH SUPER FUND A/C>	\$185,340.60
CDIA	11670102	THERESA ELLEN ROTH & MICHAEL ROTH ATF THERESA & MICHAEL ROTH SUPER FUND	\$166.04
<b>TOTAL PORTFOLIO VALUE</b>			<b>\$185,506.64</b>


## Allocation as at 30 June 2022

### Shares in your portfolio



- TLS (41.55%)
- BHP (26.71%)
- NAB (14.78%)
- SUN (11.50%)
- WDS (3.71%)
- MYR (1.75%)

### Sectors in your portfolio



- Consumer Disc. (1.75%)
- Financials (26.28%)
- Materials (26.71%)
- Other (3.71%)
- Teleco. Services (41.55%)

## Estimated Interest & Dividends 2021-2022 Financial Year

Est. Franked Dividends	\$11,753.81
Est. Unfranked Dividends	\$0.00
Est. Franking Credits	\$5,037.34
Est. Interest Received from Interest Rate Securities	\$0.00

**TOTAL INCOME \$11,753.81**

## Fees & Charges 2021-2022 Financial Year

Total Brokerage (inc. GST)	\$0.00
Total Subscriptions (inc. GST)	\$0.00
Other Fees (inc. GST)	\$0.00

**TOTAL FEES & CHARGES \$0.00**

# Portfolio Valuation

30 JUNE 2022

Assets

CommSec

SHARES - 2219495 - HIN 38684256

MRS THERESA ELLEN ROTH + MR MICHAEL ROTH <T & M ROTH SUPER FUND A/C>

Portfolio	Units	Unit Price	Portfolio Value	% of Portfolio
BHP - BHP GROUP LIMITED FPO (ORDINARY FULLY PAID)	1,200	\$41.2500	\$49,500.00	26.68%
MYR - MYER HOLDINGS LTD FPO (ORDINARY FULLY PAID)	10,000	\$0.3250	\$3,250.00	1.75%
NAB - NATIONAL AUST. BANK FPO (ORDINARY FULLY PAID)	1,000	\$27.3900	\$27,390.00	14.76%
SUN - SUNCORP GROUP LTD FPO (ORDINARY FULLY PAID)	1,942	\$10.9800	\$21,323.16	11.49%
TLS - TELSTRA CORPORATION. FPO (ORDINARY FULLY PAID)	20,000	\$3.8500	\$77,000.00	41.51%
WDS - WOODSIDE ENERGY FPO (ORDINARY FULLY PAID)	216	\$31.8400	\$6,877.44	3.71%
		<b>Sub Total</b>	<b>\$185,340.60</b>	<b>99.91%</b>

Cash Accounts	Portfolio Value	% of Portfolio	
CDIA - 06200011670102	\$166.04	0.09%	
	<b>TOTAL</b>	<b>\$185,506.64</b>	<b>100.00%</b>

Portfolio Accounts Statements Profile & Security Offers & Apply CommSec One

T & M ROTH SUPER FUND  
Australian Shares 2219495

## Australian Shares 2219495

Linked to settlement account 062-000 1167 0102

Today's Change	▼ \$3,847.88 (2.03%)	Market Value	\$185,340.60
Total Profit/Loss	▼ \$3,260.88 (1.73%)	Total Cost	\$188,601.48

Holdings Transactions

### Shares As of 5:05:56 PM Sydney Time, 30 Jun 2022

CODE ▲	AVAIL UNITS	PURCHASE \$	LAST \$	CHANGE \$	CHG %	PROFIT/LOSS \$	P/L %	MKT VALUE \$	WGT %	VALUE CHG \$
<b>CHESS HIN 38684256</b>										
▼ BHP	1,200	31.586	41.250	-1.510	-3.53	11,596.80	30.60	49,500.00	26.71	-1,812.00
▼ MYR	10,000	1.356	0.325	-0.015	-4.41	-10,310.00	-76.03	3,250.00	1.75	-150.00
▼ NAB	1,000	30.963	27.390	-0.680	-2.42	-3,573.00	-11.54	27,390.00	14.78	-680.00
▼ SUN	1,942	12.840	10.980	-0.100	-0.90	-3,612.12	-14.49	21,323.16	11.50	-194.20
▼ TLS	20,000	3.738	3.850	-0.040	-1.03	2,240.00	3.00	77,000.00	41.55	-800.00
▼ WDS	216	30.000	31.840	-0.980	-2.99	397.44	6.13	6,877.44	3.71	-211.68
<b>Subtotal</b>						<b>-3,260.88</b>	<b>-1.73</b>	<b>185,340.60</b>	<b>100.00</b>	<b>-3,847.88</b>
<b>Issuer Sponsored Holdings</b>										
<b>Total</b>						<b>-3,260.88</b>	<b>-1.73</b>	<b>185,340.60</b>	<b>100.00</b>	<b>-3,847.88</b>

### Managed Funds



FUND NAME ▲	UNITS	PURCHASE \$	UNIT \$	UNIT \$ DATE	PROFIT/LOSS \$	P/L %	MARKET VALUE \$	WGT %
-------------	-------	-------------	---------	--------------	----------------	-------	-----------------	-------

There are no Managed Funds on this account.

Managed Funds unit prices are not live and are sourced from Morningstar. Please refer to the individual fund managers for any pricing enquiries.

Contact Details  
 Important Information   
 Financial Services Guide   
 Privacy Policy   
 Terms and Conditions

Download the CommSec App

These sites are not affiliated with CommSec and may offer a different privacy policy and level of security.

This site is directed and available to and for the benefit of Australian residents only. Commonwealth Securities Limited ABN 60 067 254 399 AFSL 236614 ("CommSec") is a wholly owned, but non-guaranteed, subsidiary of the Commonwealth Bank of Australia ABN 48 123 123 123 AFSL 234945 and both entities are incorporated in Australia with limited liability.

# Interest & Estimated Dividend Summary

CommSec

1 JULY 2021 - 30 JUNE 2022

SHARES - 2219495 - HIN 38684256

MRS THERESA ELLEN ROTH + MR MICHAEL ROTH <T & M ROTH SUPER FUND A/C>

## ESTIMATED DIVIDEND SUMMARY

### BHP - BHP GROUP LIMITED FPO (ORDINARY FULLY PAID)

Ex-div date	Payment Date	Type	Dividend per share	Units	Est. Unfranked Amount	Est. Franked Amount	Est. Total Dividend	Est. Franking Credit
24-Feb-2022	28-Mar-2022	Interim	\$2.0806	1,200	\$0.00	\$2,496.67	\$2,496.67	\$1,070.00
02-Sep-2021	21-Sep-2021	Final	\$2.7153	1,200	\$0.00	\$3,258.32	\$3,258.32	\$1,396.42
<b>Sub Total</b>					<b>\$0.00</b>	<b>\$5,754.99</b>	<b>\$5,754.99</b>	<b>\$2,466.42</b>

### MYR - MYER HOLDINGS LTD FPO (ORDINARY FULLY PAID)

Ex-div date	Payment Date	Type	Dividend per share	Units	Est. Unfranked Amount	Est. Franked Amount	Est. Total Dividend	Est. Franking Credit
23-Mar-2022	12-May-2022	Interim	\$0.0150	10,000	\$0.00	\$150.00	\$150.00	\$64.29
<b>Sub Total</b>					<b>\$0.00</b>	<b>\$150.00</b>	<b>\$150.00</b>	<b>\$64.29</b>

### NAB - NATIONAL AUST. BANK FPO (ORDINARY FULLY PAID)

Ex-div date	Payment Date	Type	Dividend per share	Units	Est. Unfranked Amount	Est. Franked Amount	Est. Total Dividend	Est. Franking Credit
15-Nov-2021	15-Dec-2021	Final	\$0.6700	1,000	\$0.00	\$670.00	\$670.00	\$287.14
13-May-2021	02-Jul-2021	Interim	\$0.6000	1,000	\$0.00	\$600.00	\$600.00	\$257.14
<b>Sub Total</b>					<b>\$0.00</b>	<b>\$1,270.00</b>	<b>\$1,270.00</b>	<b>\$544.28</b>

### SUN - SUNCORP GROUP LTD FPO (ORDINARY FULLY PAID)

Ex-div date	Payment Date	Type	Dividend per share	Units	Est. Unfranked Amount	Est. Franked Amount	Est. Total Dividend	Est. Franking Credit
14-Feb-2022	01-Apr-2022	Interim	\$0.2300	1,942	\$0.00	\$446.66	\$446.66	\$191.43
13-Aug-2021	22-Sep-2021	Final	\$0.4800	1,942	\$0.00	\$932.16	\$932.16	\$399.50
<b>Sub Total</b>					<b>\$0.00</b>	<b>\$1,378.82</b>	<b>\$1,378.82</b>	<b>\$590.93</b>

### TLS - TELSTRA CORPORATION. FPO (ORDINARY FULLY PAID)

Ex-div date	Payment Date	Type	Dividend per share	Units	Est. Unfranked Amount	Est. Franked Amount	Est. Total Dividend	Est. Franking Credit
02-Mar-2022	01-Apr-2022	Interim	\$0.0800	20,000	\$0.00	\$1,600.00	\$1,600.00	\$685.71
25-Aug-2021	23-Sep-2021	Final	\$0.0800	20,000	\$0.00	\$1,600.00	\$1,600.00	\$685.71
<b>Sub Total</b>					<b>\$0.00</b>	<b>\$3,200.00</b>	<b>\$3,200.00</b>	<b>\$1,371.42</b>

**TOTAL** \$0.00 \$11,753.81 \$11,753.81 \$5,037.34

## ESTIMATED INTEREST RECEIVED

There are no transactions on this account.

**TOTAL** \$0.00

# Interest & Estimated Dividend Summary

CommSec

1 JULY 2021 - 30 JUNE 2022

## INTEREST INCOME SUMMARY

Account	Interest
CDIA - 11670102	\$0.00
<b>TOTAL</b>	<b>\$0.00</b>



# 85000 - Income Tax Payable/Refundable

2022 Financial Year

Preparer Luisse Montiel

Reviewer Steven Lee

Status Completed

Account Code	Description	CY Balance	LY Balance	Change
85000	Income Tax Payable/Refundable	\$5,801.62	\$1,610.65	260.2%
<b>TOTAL</b>		<b>CY Balance</b>	<b>LY Balance</b>	
		\$5,801.62	\$1,610.65	

## Supporting Documents

- Exempt Pension Reconciliation [Report](#)
- Statement of Taxable Income [Report](#)
- Non Deductible Expense Reconciliation [Report](#)
- Tax Reconciliation Report [Report](#)
- ZA13594315339 - Certificate.pdf
- ATO Income Tax.pdf [85000](#)

## Standard Checklist

- Attach Actuarial Certificate (if applicable)
- Attach any other Tax reconciliations
- Attach copy of Exempt Pension Reconciliation (if applicable)
- Attach copy of Non Deductible Expense Reconciliation (if applicable)
- Attach copy of Statement of Taxable Income
- Attach copy of Tax Reconciliation Report
- Confirm Transactions in ATO Portal

**THERESA AND MICHAEL ROTH SUPERANUATION FUND**

**Exempt Current Pension Income Reconciliation**

For The Period 01 July 2021 - 30 June 2022

	Date	Account Code	Account Description	Taxable Amount	Actuary/Pool %	Exempt Amount
<b>Segment - 01 July 2021 to 30 June 2022</b>						
<b>Label C</b>						
	01/07/2021	25000/SHKDROTHRWH	RWH Finance Pty Ltd - 30 June 33	425.05		
	06/07/2021	25000/SHKDROTHStockCo	StockCo Holdings Pty Limited - Fixed - 6	145.80		
	13/07/2021	25000/SHKDROTHFirstMac	FirstMac Mortgage Funding Trust -	75.90		
	20/07/2021	25000/SHKDROTHMoneyTe	Moneytech Finance Pty Ltd - 17 April 22	435.35		
	21/07/2021	25000/SHKDROTHCenturia	Centuria Capital 2 Fund - 21 April 23	534.78		
	29/07/2021	25000/PEMEX	Petroleos Mexicanos 25.01.2031	1,525.27		
	31/07/2021	25000/UBANK373369767	UBank SMSF ***767	1.34		
	31/07/2021	25000/SHKDROTHMoneyTe	Moneytech Finance Pty Ltd - 17 April 22	72.81		
	31/07/2021	25000/THERNCIGHPL	NCIG Holdings Pty Ltd - Fixed - 26 Aug 31	(1,656.30)		
	31/07/2021	25000/STG002879080	St George Bank 2879080	0.12		
	31/07/2021	25000/SHKDROTHStockCo	StockCo Holdings Pty Limited - Fixed - 6	792.00		
	31/07/2021	25000/THERTRCAPIPLTD	TransCanada Pipelines Limited - Floating -	(28.43)		
	03/08/2021	25000/SHKDROTHSUNLAN	Sunland Capital Pty Ltd - 31 Oct 24	775.00		
	06/08/2021	25000/SHKDROTHStockCo	StockCo Holdings Pty Limited - Fixed - 6	145.80		
	12/08/2021	25000/SHKDROTHIMPACT	Privium Pty Ltd - Fixed - 12feb21	433.88		
	13/08/2021	25000/SHKDROTHFirstMac	FirstMac Mortgage Funding Trust -	82.00		
	19/08/2021	25000/THERTRCAPIPLTD	TransCanada Pipelines Limited - Floating -	172.88		
	20/08/2021	25000/SHKDROTHEN	Australian Gas Networks (formerly	1,086.34		
	23/08/2021	25000/SHKDROTHS2	Sydair-Ilb-3.12%-20nov30	2,692.76		
	24/08/2021	25000/SHKDGMFinancial	General Motors Financial Company - Fixed	385.00		
	26/08/2021	25000/SHKDROTHWASTOC	WA Stockwell Pty Ltd - Fixed - 26 Aug 26	1,232.00		

**THERESA AND MICHAEL ROTH SUPERANUATION FUND**

**Exempt Current Pension Income Reconciliation**

For The Period 01 July 2021 - 30 June 2022

	Date	Account Code	Account Description	Taxable Amount	Actuary/Pool %	Exempt Amount
<b>Label C</b>						
	31/08/2021	25000/UBANK373369767	UBank SMSF ***767	2.08		
	31/08/2021	25000/STG002879080	St George Bank 2879080	0.05		
	03/09/2021	25000/SHKDROTHSCT2	SCT Logistics - 3 June 24	1,137.50		
	07/09/2021	25000/SHKDROTHStockCo	StockCo Holdings Pty Limited - Fixed - 6	145.80		
	14/09/2021	25000/SHKDROTHFirstMac	FirstMac Mortgage Funding Trust -	78.35		
	16/09/2021	25000/SHKDROTHPLENARY	Plenary Health (Casey) Finance - 15 Sep 29	399.89		
	16/09/2021	25000/SHKDROTHCI	Civicnexus-lia-0%-15sep32	2,636.83		
	22/09/2021	25000/SGKDROTHNextGen	Next Generation Clubs Australia Pty Ltd -	395.00		
	29/09/2021	25000/SHKDROTHARMOUR	Armour Energy Ltd - Fixed - 29 Mar 24	670.51		
	29/09/2021	25000/UBANK373369767	UBank SMSF ***767	1.69		
	30/09/2021	25000/STG002879080	St George Bank 2879080	0.11		
	30/09/2021	25000/THERNCIGHPL	NCIG Holdings Pty Ltd - Fixed - 26 Aug 31	8,584.32		
	04/10/2021	25000/SHKDROTHWY	Wyunawater-30mar22	1,025.12		
	04/10/2021	25000/SHKDROTHMP	Mpc-lab-0%-21dec33	1,038.01		
	05/10/2021	25000/SHKDROTHLucas	Lucas Total Contract Solutions - Fixed -	1,881.56		
	05/10/2021	25000/SHKDROTHRWH	RWH Finance Pty Ltd - 30 June 33	428.08		
	07/10/2021	25000/SHKDROTHStockCo	StockCo Holdings Pty Limited - Fixed - 6	145.80		
	13/10/2021	25000/SHKDROTHFirstMac	FirstMac Mortgage Funding Trust -	73.00		
	18/10/2021	25000/SHKDROTHElanor	Elanor Investors Limited - Fixed - 17oct22	1,775.00		
	19/10/2021	25000/SHKDROTHMoneyTe	Moneytech Finance Pty Ltd - 17 April 22	506.75		
	21/10/2021	25000/SHKDROTHCenturia	Centuria Capital 2 Fund - 21 April 23	538.87		
	30/10/2021	25000/STG002879080	St George Bank 2879080	0.19		
	31/10/2021	25000/UBANK373369767	UBank SMSF ***767	1.78		

**THERESA AND MICHAEL ROTH SUPERANUATION FUND**

**Exempt Current Pension Income Reconciliation**

For The Period 01 July 2021 - 30 June 2022

	Date	Account Code	Account Description	Taxable Amount	Actuary/Pool %	Exempt Amount
<b>Label C</b>						
	02/11/2021	25000/SHKDROTHSUNLAN	Sunland Capital Pty Ltd - 31 Oct 24	775.00		
	15/11/2021	25000/THERNWCACIFGL	Newcastle Coal Infrastructure Group Ltd -	3,664.61		
	16/11/2021	25000/THERTRCAPIPLTD	TransCanada Pipelines Limited - Floating -	167.66		
	16/11/2021	25000/SHKDROTHFirstMac	FirstMac Mortgage Funding Trust -	76.45		
	19/11/2021	25000/SHKDROTHPacific	Pacific National Finance Pty Ltd - Fixed - 19	525.00		
	23/11/2021	25000/SHKDROTHEN	Australian Gas Networks (formerly	1,093.72		
	24/11/2021	25000/SHKDROTHS2	Sydair-Ilb-3.12%-20nov30	2,711.09		
	29/11/2021	25000/SHKDROTHWASTOC	WA Stockwell Pty Ltd - Fixed - 26 Aug 26	1,190.00		
	30/11/2021	25000/STG002879080	St George Bank 2879080	0.34		
	30/11/2021	25000/STG002879080	St George Bank 2879080	0.16		
	30/11/2021	25000/UBANK373369767	UBank SMSF ***767	1.78		
	03/12/2021	25000/SHKDROTHSCT2	SCT Logistics - 3 June 24	1,137.50		
	07/12/2021	25000/SHKDROTHStockCo	StockCo Holdings Pty Limited - Fixed - 6	158.40		
	16/12/2021	25000/SHKDROTHPLENARY	Plenary Health (Casey) Finance - 15 Sep 29	401.78		
	16/12/2021	25000/SHKDROTHCI	Civicnexus-lia-0%-15sep32	2,652.19		
	21/12/2021	25000/SGKDROTHNextGen	Next Generation Clubs Australia Pty Ltd -	20.00		
	30/12/2021	25000/SHKDROTHARMOUR	Armour Energy Ltd - Fixed - 29 Mar 24	626.76		
	30/12/2021	25000/SHKDROTHLucas	Lucas Total Contract Solutions - Fixed -	1,757.81		
	31/12/2021	25000/UBANK373369767	UBank SMSF ***767	3.48		
	31/12/2021	25000/STG002879080	St George Bank 2879080	0.38		
	31/12/2021	25000/SHKDROTHRWH	RWH Finance Pty Ltd - 30 June 33	431.08		
	31/12/2021	25000/SHKDROTHWY	Wynawater-30mar22	1,030.34		
	04/01/2022	25000/SHKDROTHMP	Mpc-lab-0%-21dec33	1,045.29		

**THERESA AND MICHAEL ROTH SUPERANUATION FUND**

**Exempt Current Pension Income Reconciliation**

For The Period 01 July 2021 - 30 June 2022

	Date	Account Code	Account Description	Taxable Amount	Actuary/Pool %	Exempt Amount
<b>Label C</b>						
	17/01/2022	25000/SHKDROTHStockCo	StockCo Holdings Pty Limited - Fixed - 6	158.40		
	18/01/2022	25000/SHKDROTHMoneyTe	Moneytech Finance Pty Ltd - 17 April 22	507.41		
	21/01/2022	25000/SHKDROTHCenturia	Centuria Capital 2 Fund - 21 April 23	540.71		
	31/01/2022	25000/STG002879080	St George Bank 2879080	0.73		
	31/01/2022	25000/UBANK373369767	UBank SMSF ***767	1.80		
	01/02/2022	25000/SHKDROTHSUNLAN	Sunland Capital Pty Ltd - 31 Oct 24	775.00		
	03/02/2022	25000/PEMEX	Petroleos Mexicanos 25.01.2031	1,577.67		
	11/02/2022	25000/SHKDROTHZip	ZipMoney - Floating Rate - 10 May 21	9.06		
	18/02/2022	25000/THERTRCAPIPLTD	TransCanada Pipelines Limited - Floating -	175.87		
	22/02/2022	25000/SHKDROTHEN	Australian Gas Networks (formerly	1,102.00		
	22/02/2022	25000/SHKDGMFinancial	General Motors Financial Company - Fixed	385.00		
	23/02/2022	25000/SHKDROTHS2	Sydair-Ilb-3.12%-20nov30	2,731.76		
	28/02/2022	25000/UBANK373369767	UBank SMSF ***767	0.87		
	28/02/2022	25000/SHKDROTHWASTOC	WA Stockwell Pty Ltd - Fixed - 26 Aug 26	1,148.00		
	28/02/2022	25000/STG002879080	St George Bank 2879080	0.38		
	03/03/2022	25000/SHKDROTHSCT2	SCT Logistics - 3 June 24	1,137.50		
	11/03/2022	25000/SHKDROTHZip	ZipMoney - Floating Rate - 10 May 21	27.25		
	17/03/2022	25000/SHKDROTHPLENARY	Plenary Health (Casey) Finance - 15 Sep 29	407.97		
	23/03/2022	25000/SHKDROTHCI	Civicnexus-lia-0%-15sep32	2,693.69		
	29/03/2022	25000/SHKDROTHARMOUR	Armour Energy Ltd - Fixed - 29 Mar 24	583.01		
	30/03/2022	25000/SHKDROTHLucas	Lucas Total Contract Solutions - Fixed -	1,634.06		
	31/03/2022	25000/SHKDROTHRWH	RWH Finance Pty Ltd - 30 June 33	438.77		
	31/03/2022	25000/UBANK373369767	UBank SMSF ***767	1.20		

**THERESA AND MICHAEL ROTH SUPERANUATION FUND**

**Exempt Current Pension Income Reconciliation**

For The Period 01 July 2021 - 30 June 2022

	Date	Account Code	Account Description	Taxable Amount	Actuary/Pool %	Exempt Amount
<b>Label C</b>						
	31/03/2022	25000/STG002879080	St George Bank 2879080	0.28		
	31/03/2022	25000/STG002879080	St George Bank 2879080	0.42		
	31/03/2022	25000/SHKDROTHWY	Wyunawater-30mar22	1,052.01		
	01/04/2022	25000/THERNCIGHPL	NCIG Holdings Pty Ltd - Fixed - 26 Aug 31	8,298.68		
	01/04/2022	25000/SHKDROTHMP	Mpc-lab-0%-21dec33	1,063.99		
	12/04/2022	25000/SHKDROTHZip	ZipMoney - Floating Rate - 10 May 21	20.05		
	19/04/2022	25000/SHKDROTHElanor	Elanor Investors Limited - Fixed - 17oct22	1,775.00		
	21/04/2022	25000/SHKDROTHCenturia	Centuria Capital 2 Fund - 21 April 23	533.21		
	30/04/2022	25000/UBANK373369767	UBank SMSF ***767	0.76		
	30/04/2022	25000/STG002879080	St George Bank 2879080	0.36		
	02/05/2022	25000/SHKDROTHSUNLAN	Sunland Capital Pty Ltd - 31 Oct 24	775.00		
	04/05/2022	25000/SHKDROTHARMOUR	Armour Energy Ltd - Fixed - 29 Mar 24	98.61		
	10/05/2022	25000/SHKDROTHZip	ZipMoney - Floating Rate - 10 May 21	25.97		
	13/05/2022	25000/THERNWCACIFGL	Newcastle Coal Infrastructure Group Ltd -	3,904.49		
	17/05/2022	25000/THERTRCAPIPLTD	TransCanada Pipelines Limited - Floating -	202.89		
	19/05/2022	25000/SHKDROTHPacific	Pacific National Finance Pty Ltd - Fixed - 19	525.00		
	23/05/2022	25000/SHKDROTHEN	Australian Gas Networks (formerly	1,113.55		
	23/05/2022	25000/SHKDROTHS2	Sydair-Ilb-3.12%-20nov30	2,760.42		
	27/05/2022	25000/SHKDROTHWASTOC	WA Stockwell Pty Ltd - Fixed - 26 Aug 26	1,106.00		
	31/05/2022	25000/STG002879080	St George Bank 2879080	0.09		
	31/05/2022	25000/UBANK373369767	UBank SMSF ***767	1.08		
	03/06/2022	25000/SHKDROTHSCT2	SCT Logistics - 3 June 24	1,137.50		
	07/06/2022	25000/SHKDROTHStockCo	StockCo Holdings Pty Limited - Fixed - 6	158.40		

**THERESA AND MICHAEL ROTH SUPERANUATION FUND**

**Exempt Current Pension Income Reconciliation**

For The Period 01 July 2021 - 30 June 2022

	Date	Account Code	Account Description	Taxable Amount	Actuary/Pool %	Exempt Amount
<b>Label C</b>						
	16/06/2022	25000/SHKDROTHPLENARY	Plenary Health (Casey) Finance - 15 Sep 29	420.29		
	16/06/2022	25000/SHKDROTHCI	Civicnexus-lia-0%-15sep32	2,772.65		
	23/06/2022	25000/SGKDROTHNextGen	Next Generation Clubs Australia Pty Ltd -	410.76		
	24/06/2022	25000/SHKDROTHElanor	Elanor Investors Limited - Fixed - 17oct22	250.00		
	29/06/2022	25000/SHKDROTHARMOUR	Armour Energy Ltd - Fixed - 29 Mar 24	539.26		
	29/06/2022	25000/SHKDROTHLucas	Lucas Total Contract Solutions - Fixed -	1,510.31		
	30/06/2022	25000/UBANK373369767	UBank SMSF ***767	0.63		
	30/06/2022	25000/STG002879080	St George Bank 2879080	0.01		
	30/06/2022	25000/SHKDROTHZip	ZipMoney - Floating Rate - 10 May 21	975.04		
			<b>Total</b>	97,737.28	89.980 %	<b>87,944.01</b>

<b>Label K</b>						
	02/07/2021	23900/NAB.AX	National Australia Bank Limited	600.00		
	21/09/2021	23900/BHP.AX	BHP Group Limited	3,258.32		
	22/09/2021	23900/SUN.AX	Suncorp Group Limited	932.16		
	23/09/2021	23900/TLS.AX	Telstra Corporation Limited.	1,600.00		
	15/12/2021	23900/NAB.AX	National Australia Bank Limited	670.00		
	28/03/2022	23900/BHP.AX	BHP Group Limited	2,496.67		
	01/04/2022	23900/SUN.AX	Suncorp Group Limited	446.66		
	01/04/2022	23900/TLS.AX	Telstra Corporation Limited.	1,600.00		
	12/05/2022	23900/MYR.AX	Myer Holdings Limited	150.00		
	01/06/2022	23900/BHP.AX	BHP Group Limited	6,428.16		

**THERESA AND MICHAEL ROTH SUPERANUATION FUND**

**Exempt Current Pension Income Reconciliation**

For The Period 01 July 2021 - 30 June 2022

	Date	Account Code	Account Description	Taxable Amount	Actuary/Pool %	Exempt Amount
<b>Label K</b>						
				<b>Total</b>		<b>16,360.14</b>
				18,181.97	89.980 %	
<b>Label L</b>						
	02/07/2021	23900/NAB.AX	National Australia Bank Limited	257.14		
	21/09/2021	23900/BHP.AX	BHP Group Limited	1,396.42		
	22/09/2021	23900/SUN.AX	Suncorp Group Limited	399.50		
	23/09/2021	23900/TLS.AX	Telstra Corporation Limited.	685.71		
	15/12/2021	23900/NAB.AX	National Australia Bank Limited	287.14		
	28/03/2022	23900/BHP.AX	BHP Group Limited	1,070.00		
	01/04/2022	23900/SUN.AX	Suncorp Group Limited	191.43		
	01/04/2022	23900/TLS.AX	Telstra Corporation Limited.	685.71		
	12/05/2022	23900/MYR.AX	Myer Holdings Limited	64.29		
	01/06/2022	23900/BHP.AX	BHP Group Limited	2,754.93		
			<b>Total</b>	7,792.27	89.980 %	<b>7,011.49</b>
<b>Label M</b>						
	30/06/2022	23800/MAQ5880AU7	Charter Hall Direct PFA Fund	1,940.10		
	30/06/2022	23800/MAQ0842AU7	Charter Hall Direct Office Fund	4,132.72		
	30/06/2022	23800/MAQ0815AU7	Charter Hall Direct Industrial 2	7,236.82		
			<b>Total</b>	13,309.64	89.980 %	<b>11,976.02</b>
					<b>Total Segment ECPI *</b>	<b>123,291.66</b>



**THERESA AND MICHAEL ROTH SUPERANUATION FUND**  
**Exempt Current Pension Income Reconciliation**

For The Period 01 July 2021 - 30 June 2022

---

<b>Date</b>	<b>Account Code</b>	<b>Account Description</b>	<b>Taxable Amount</b>	<b>Actuary/Pool %</b>	<b>Exempt Amount</b>
				<b>SMSF Annual Return Rounding</b>	<b>0.66</b>
				<b>Total ECPI</b>	<b>123,291.00</b>

---

\* Total Segment ECPI does not include ECPI amounts from Label A. The total ECPI from Label A is shown separately at the start of the report.

**THERESA AND MICHAEL ROTH SUPERANUATION FUND**  
**Pension Non Deductible Expense Report**

For The Period 01 July 2021 - 30 June 2022

	Date	Account Code	Account Description	Amount	Expense %	Deductible	Non Deductible
<b>Segment - 01 July 2021 to 30 June 2022</b>							
<b>Label H</b>							
	20/11/2021	30700	Auditor's Remuneration	550.00			
			<b>Total</b>	550.00	89.981 %	55.10	494.90
<b>Label I</b>							
	16/11/2021	37500/ROTHS001_GAINS	Gains(Losses) on Sale of Traditional Securities	594.88			
	11/04/2022	37500/ROTHS001_GAINS	Gains(Losses) on Sale of Traditional Securities	(461.60)			
	31/07/2021	37500/00096	Investment Expenses	2,833.82			
	09/07/2021	37500/ROTHS001_GAINS	Gains(Losses) on Sale of Traditional Securities	(3,144.55)			
	18/01/2022	37500/ROTHS001_GAINS	Gains(Losses) on Sale of Traditional Securities	562.14			
			<b>Total</b>	384.69	89.981 %	38.54	346.15
<b>Label J</b>							
	11/03/2022	30100	Accountancy Fees	1,055.00			
			<b>Total</b>	1,055.00	89.981 %	105.70	949.30
	22/03/2022	30400	ATO Supervisory Levy	259.00			
			<b>Total</b>	259.00	0.000 %	259.00	0.00
			<b>Label Total</b>			364.70	949.30
			<b>Total Segment Expenses</b>			<b>458.34</b>	<b>1,790.35</b>

**THERESA AND MICHAEL ROTH SUPERANUATION FUND**  
**Pension Non Deductible Expense Report**

For The Period 01 July 2021 - 30 June 2022

---

Date	Account Code	Account Description	Amount	Expense %	Deductible	Non Deductible
				<b>Total Expenses *</b>	<b>458.34</b>	<b>1,790.35</b>

---

\* General expense percentage - 89.981 %

\* Investment expense percentage - 89.981 %

---

# Theresa and Michael Roth Superannuation Fund

## Statement of Taxable Income

For the year ended 30 June 2022

	2022
	\$
Benefits accrued as a result of operations	120,965.29
<b>Less</b>	
Increase in MV of investments	12,679.32
Exempt current pension income	123,291.00
Realised Accounting Capital Gains	(20,547.98)
Accounting Trust Distributions	101,643.39
	<u>217,065.73</u>
<b>Add</b>	
SMSF non deductible expenses	1,789.00
Pension Payments	86,480.00
Franking Credits	7,792.27
Taxable Trust Distributions	13,309.64
	<u>109,370.91</u>
SMSF Annual Return Rounding	0.53
<b>Taxable Income or Loss</b>	<u>13,271.00</u>
Income Tax on Taxable Income or Loss	1,990.65
<b>Less</b>	
Franking Credits	7,792.27
<b>CURRENT TAX OR REFUND</b>	<u>(5,801.62)</u>
Supervisory Levy	259.00
<b>AMOUNT DUE OR REFUNDABLE</b>	<u>(5,542.62)</u>

**THERESA AND MICHAEL ROTH SUPERANUATION FUND**

**Tax Reconciliation Report**

For the year ended 30 June 2022

Tax Return Label	Date	Account Code	Account Name	Amount \$
<b>C - Income - Gross interest</b>				
	01/07/2021	25000/SHKDROTHRWH	RWH Finance Pty Ltd - 30 June 33	425.05
	06/07/2021	25000/SHKDROTHStockCo	StockCo Holdings Pty Limited - Fixed - 6 Oct 22	145.80
	13/07/2021	25000/SHKDROTHFirstMac	FirstMac Mortgage Funding Trust - Mortgage Backed - 13feb49	75.90
	20/07/2021	25000/SHKDROTHMoneyTech	Moneytech Finance Pty Ltd - 17 April 22	435.35
	21/07/2021	25000/SHKDROTHCenturiaCap2	Centuria Capital 2 Fund - 21 April 23	534.78
	29/07/2021	25000/PEMEX	Petroleos Mexicanos 25.01.2031	1,525.27
	31/07/2021	25000/STG002879080	St George Bank 2879080	0.12
	31/07/2021	25000/UBANK373369767	UBank SMSF ***767	1.34
	31/07/2021	25000/SHKDROTHMoneyTech	Moneytech Finance Pty Ltd - 17 April 22	72.81
	31/07/2021	25000/SHKDROTHStockCo	StockCo Holdings Pty Limited - Fixed - 6 Oct 22	792.00
	31/07/2021	25000/THERNCIGHPL	NCIG Holdings Pty Ltd - Fixed - 26 Aug 31	(1,656.30)
	31/07/2021	25000/THERTRCAPIPLTD	TransCanada Pipelines Limited - Floating - 15 May 67	(28.43)
	03/08/2021	25000/SHKDROTHSUNLAND	Sunland Capital Pty Ltd - 31 Oct 24	775.00
	06/08/2021	25000/SHKDROTHStockCo	StockCo Holdings Pty Limited - Fixed - 6 Oct 22	145.80
	12/08/2021	25000/SHKDROTHIMPACT	Privium Pty Ltd - Fixed - 12feb21	433.88
	13/08/2021	25000/SHKDROTHFirstMac	FirstMac Mortgage Funding Trust - Mortgage Backed - 13feb49	82.00
	19/08/2021	25000/THERTRCAPIPLTD	TransCanada Pipelines Limited - Floating - 15 May 67	172.88
	20/08/2021	25000/SHKDROTHEN	Australian Gas Networks (formerly EnvestraOilb) -3.04%-20aug25	1,086.34
	23/08/2021	25000/SHKDROTHS2	Sydair-Ilb-3.12%-20nov30	2,692.76
	24/08/2021	25000/SHKDGMFinancial	General Motors Financial Company - Fixed - 21 Feb 23	385.00
	26/08/2021	25000/SHKDROTHWASTOCK	WA Stockwell Pty Ltd - Fixed - 26 Aug 26	1,232.00
	31/08/2021	25000/STG002879080	St George Bank 2879080	0.05
	31/08/2021	25000/UBANK373369767	UBank SMSF ***767	2.08
	03/09/2021	25000/SHKDROTHSCT2	SCT Logistics - 3 June 24	1,137.50
	07/09/2021	25000/SHKDROTHStockCo	StockCo Holdings Pty Limited - Fixed - 6 Oct 22	145.80
	14/09/2021	25000/SHKDROTHFirstMac	FirstMac Mortgage Funding Trust - Mortgage Backed - 13feb49	78.35
	16/09/2021	25000/SHKDROTHPLENARY	Plenary Health (Casey) Finance - 15 Sep 29	399.89
	16/09/2021	25000/SHKDROTHCI	Civcnexus-lia-0%-15sep32	2,636.83
	22/09/2021	25000/SGKDROTHNextGen	Next Generation Clubs Australia Pty Ltd - 22 June 23	395.00
	29/09/2021	25000/UBANK373369767	UBank SMSF ***767	1.69
	29/09/2021	25000/SHKDROTHARMOUR	Armour Energy Ltd - Fixed - 29 Mar 24	670.51
	30/09/2021	25000/STG002879080	St George Bank 2879080	0.11
	30/09/2021	25000/THERNCIGHPL	NCIG Holdings Pty Ltd - Fixed - 26 Aug 31	8,584.32

**THERESA AND MICHAEL ROTH SUPERANUATION FUND**

**Tax Reconciliation Report**

For the year ended 30 June 2022

Tax Return Label	Date	Account Code	Account Name	Amount \$
<b>C - Income - Gross interest</b>				
	04/10/2021	25000/SHKDROTHMP	Mpc-lab-0%-21dec33	1,038.01
	04/10/2021	25000/SHKDROTHWY	Wyunawater-30mar22	1,025.12
	05/10/2021	25000/SHKDROTHRWH	RWH Finance Pty Ltd - 30 June 33	428.08
	05/10/2021	25000/SHKDROTHLucas	Lucas Total Contract Solutions - Fixed - 29sep22	1,881.56
	07/10/2021	25000/SHKDROTHStockCo	StockCo Holdings Pty Limited - Fixed - 6 Oct 22	145.80
	13/10/2021	25000/SHKDROTHFirstMac	FirstMac Mortgage Funding Trust - Mortgage Backed - 13feb49	73.00
	18/10/2021	25000/SHKDROTHElanor	Elanor Investors Limited - Fixed - 17oct22	1,775.00
	19/10/2021	25000/SHKDROTHMoneyTech	Moneytech Finance Pty Ltd - 17 April 22	506.75
	21/10/2021	25000/SHKDROTHCenturiaCap2	Centuria Capital 2 Fund - 21 April 23	538.87
	30/10/2021	25000/STG002879080	St George Bank 2879080	0.19
	31/10/2021	25000/UBANK373369767	UBank SMSF ***767	1.78
	02/11/2021	25000/SHKDROTHSUNLAND	Sunland Capital Pty Ltd - 31 Oct 24	775.00
	15/11/2021	25000/THERNWCACIFGL	Newcastle Coal Infrastructure Group Ltd - Fixed - 12 May 31	3,664.61
	16/11/2021	25000/THERTRCAPIPLTD	TransCanada Pipelines Limited - Floating - 15 May 67	167.66
	16/11/2021	25000/SHKDROTHFirstMac	FirstMac Mortgage Funding Trust - Mortgage Backed - 13feb49	76.45
	19/11/2021	25000/SHKDROTHPacific	Pacific National Finance Pty Ltd - Fixed - 19 May 25	525.00
	23/11/2021	25000/SHKDROTHEN	Australian Gas Networks (formerly EnvestraOilb) -3.04%-20aug25	1,093.72
	24/11/2021	25000/SHKDROTHS2	Sydair-Ilb-3.12%-20nov30	2,711.09
	29/11/2021	25000/SHKDROTHWASTOCK	WA Stockwell Pty Ltd - Fixed - 26 Aug 26	1,190.00
	30/11/2021	25000/STG002879080	St George Bank 2879080	0.16
	30/11/2021	25000/STG002879080	St George Bank 2879080	0.34
	30/11/2021	25000/UBANK373369767	UBank SMSF ***767	1.78
	03/12/2021	25000/SHKDROTHSCT2	SCT Logistics - 3 June 24	1,137.50
	07/12/2021	25000/SHKDROTHStockCo	StockCo Holdings Pty Limited - Fixed - 6 Oct 22	158.40
	16/12/2021	25000/SHKDROTHPLENARY	Plenary Health (Casey) Finance - 15 Sep 29	401.78
	16/12/2021	25000/SHKDROTHCI	Civcnexus-lia-0%-15sep32	2,652.19
	21/12/2021	25000/SGKDROTHNextGen	Next Generation Clubs Australia Pty Ltd - 22 June 23	20.00
	30/12/2021	25000/SHKDROTHARMOUR	Armour Energy Ltd - Fixed - 29 Mar 24	626.76
	30/12/2021	25000/SHKDROTHLucas	Lucas Total Contract Solutions - Fixed - 29sep22	1,757.81
	31/12/2021	25000/STG002879080	St George Bank 2879080	0.38
	31/12/2021	25000/UBANK373369767	UBank SMSF ***767	3.48
	31/12/2021	25000/SHKDROTHRWH	RWH Finance Pty Ltd - 30 June 33	431.08
	31/12/2021	25000/SHKDROTHWY	Wyunawater-30mar22	1,030.34
	04/01/2022	25000/SHKDROTHMP	Mpc-lab-0%-21dec33	1,045.29
	17/01/2022	25000/SHKDROTHStockCo	StockCo Holdings Pty Limited - Fixed	158.40

**THERESA AND MICHAEL ROTH SUPERANUATION FUND**

**Tax Reconciliation Report**

For the year ended 30 June 2022

Tax Return Label	Date	Account Code	Account Name	Amount \$
<b>C - Income - Gross interest</b>				
		Co	- 6 Oct 22	
	18/01/2022	25000/SHKDROTHMoneyT	Moneytech Finance Pty Ltd - 17 April 22	507.41
	21/01/2022	25000/SHKDROTHCenturi	Centuria Capital 2 Fund - 21 April 23	540.71
	31/01/2022	25000/STG002879080	St George Bank 2879080	0.73
	31/01/2022	25000/UBANK373369767	UBank SMSF ***767	1.80
	01/02/2022	25000/SHKDROTHSUNLA	Sunland Capital Pty Ltd - 31 Oct 24	775.00
	03/02/2022	25000/PEMEX	Petroleos Mexicanos 25.01.2031	1,577.67
	11/02/2022	25000/SHKDROTHZip	ZipMoney - Floating Rate - 10 May 21	9.06
	18/02/2022	25000/THERTRCAPIPLTD	TransCanada Pipelines Limited - Floating	175.87
	22/02/2022	25000/SHKDROTHEN	Australian Gas Networks (formerly	1,102.00
	22/02/2022	25000/SHKDGMFinancial	General Motors Financial Company -	385.00
	23/02/2022	25000/SHKDROTHS2	Sydair-Ilb-3.12%-20nov30	2,731.76
	28/02/2022	25000/STG002879080	St George Bank 2879080	0.38
	28/02/2022	25000/UBANK373369767	UBank SMSF ***767	0.87
	28/02/2022	25000/SHKDROTHWASTO	WA Stockwell Pty Ltd - Fixed - 26 Aug 26	1,148.00
	03/03/2022	25000/SHKDROTHSCT2	SCT Logistics - 3 June 24	1,137.50
	11/03/2022	25000/SHKDROTHZip	ZipMoney - Floating Rate - 10 May 21	27.25
	17/03/2022	25000/SHKDROTHPLENA	Plenary Health (Casey) Finance - 15 Sep	407.97
	23/03/2022	25000/SHKDROTHCI	Civcnexus-lia-0%-15sep32	2,693.69
	29/03/2022	25000/SHKDROTHARMO	Armour Energy Ltd - Fixed - 29 Mar 24	583.01
	30/03/2022	25000/SHKDROTHLucas	Lucas Total Contract Solutions - Fixed -	1,634.06
	31/03/2022	25000/STG002879080	St George Bank 2879080	0.28
	31/03/2022	25000/STG002879080	St George Bank 2879080	0.42
	31/03/2022	25000/UBANK373369767	UBank SMSF ***767	1.20
	31/03/2022	25000/SHKDROTHRWH	RWH Finance Pty Ltd - 30 June 33	438.77
	31/03/2022	25000/SHKDROTHWY	Wyunawater-30mar22	1,052.01
	01/04/2022	25000/SHKDROTHMP	Mpc-lab-0%-21dec33	1,063.99
	01/04/2022	25000/THERNCIGHPL	NCIG Holdings Pty Ltd - Fixed - 26 Aug	8,298.68
	12/04/2022	25000/SHKDROTHZip	ZipMoney - Floating Rate - 10 May 21	20.05
	19/04/2022	25000/SHKDROTHElanor	Elanor Investors Limited - Fixed - 17oct22	1,775.00
	21/04/2022	25000/SHKDROTHCenturi	Centuria Capital 2 Fund - 21 April 23	533.21
	30/04/2022	25000/STG002879080	St George Bank 2879080	0.36
	30/04/2022	25000/UBANK373369767	UBank SMSF ***767	0.76
	02/05/2022	25000/SHKDROTHSUNLA	Sunland Capital Pty Ltd - 31 Oct 24	775.00
	04/05/2022	25000/SHKDROTHARMO	Armour Energy Ltd - Fixed - 29 Mar	98.61

**THERESA AND MICHAEL ROTH SUPERANUATION FUND**

**Tax Reconciliation Report**

For the year ended 30 June 2022

Tax Return Label	Date	Account Code	Account Name	Amount \$
<b>C - Income - Gross interest</b>				
		UR	24	
	10/05/2022	25000/SHKDROTHZip	ZipMoney - Floating Rate - 10 May 21	25.97
	13/05/2022	25000/THERNWCACIFGL	Newcastle Coal Infrastructure Group Ltd - Fixed - 12 May 31	3,904.49
	17/05/2022	25000/THERTRCAPIPLTD	TransCanada Pipelines Limited - Floating - 15 May 67	202.89
	19/05/2022	25000/SHKDROTHPacific	Pacific National Finance Pty Ltd - Fixed - 19 May 25	525.00
	23/05/2022	25000/SHKDROTHS2	Sydair-Ilb-3.12%-20nov30	2,760.42
	23/05/2022	25000/SHKDROTHEN	Australian Gas Networks (formerly EnvestraOilb) -3.04%-20aug25	1,113.55
	27/05/2022	25000/SHKDROTHWASTO CK	WA Stockwell Pty Ltd - Fixed - 26 Aug 26	1,106.00
	31/05/2022	25000/STG002879080	St George Bank 2879080	0.09
	31/05/2022	25000/UBANK373369767	UBank SMSF ***767	1.08
	03/06/2022	25000/SHKDROTHSCT2	SCT Logistics - 3 June 24	1,137.50
	07/06/2022	25000/SHKDROTHStockC o	StockCo Holdings Pty Limited - Fixed - 6 Oct 22	158.40
	16/06/2022	25000/SHKDROTHCI	Civixnexus-lia-0%-15sep32	2,772.65
	16/06/2022	25000/SHKDROTHPLENA RY	Plenary Health (Casey) Finance - 15 Sep 29	420.29
	23/06/2022	25000/SGKDROTHNextGe n	Next Generation Clubs Australia Pty Ltd - 22 June 23	410.76
	24/06/2022	25000/SHKDROTHElanor	Elanor Investors Limited - Fixed - 17oct22	250.00
	29/06/2022	25000/SHKDROTHARMO UR	Armour Energy Ltd - Fixed - 29 Mar 24	539.26
	29/06/2022	25000/SHKDROTHLucas	Lucas Total Contract Solutions - Fixed - 29sep22	1,510.31
	30/06/2022	25000/STG002879080	St George Bank 2879080	0.01
	30/06/2022	25000/UBANK373369767	UBank SMSF ***767	0.63
	30/06/2022	25000/SHKDROTHZip	ZipMoney - Floating Rate - 10 May 21	975.04
<b>Sub-Total</b>				<b>97,737.28</b>
<b>Ignore Cents</b>				<b>0.28</b>
<b>Total</b>				<b>97,737.00</b>
<b>K - Franked dividend amount</b>				
	02/07/2021	23900/NAB.AX	National Australia Bank Limited	600.00
	21/09/2021	23900/BHP.AX	BHP Group Limited	3,258.32
	22/09/2021	23900/SUN.AX	Suncorp Group Limited	932.16
	23/09/2021	23900/TLS.AX	Telstra Corporation Limited.	1,600.00
	15/12/2021	23900/NAB.AX	National Australia Bank Limited	670.00
	28/03/2022	23900/BHP.AX	BHP Group Limited	2,496.67
	01/04/2022	23900/SUN.AX	Suncorp Group Limited	446.66
	01/04/2022	23900/TLS.AX	Telstra Corporation Limited.	1,600.00
	12/05/2022	23900/MYR.AX	Myer Holdings Limited	150.00
	01/06/2022	23900/BHP.AX	BHP Group Limited	6,428.16



**THERESA AND MICHAEL ROTH SUPERANUATION FUND**

**Tax Reconciliation Report**

For the year ended 30 June 2022

Tax Return Label	Date	Account Code	Account Name	Amount \$
<b>K - Franked dividend amount</b>				
<b>Sub-Total</b>				<b>18,181.97</b>
<b>Ignore Cents</b>				<b>0.97</b>
<b>Total</b>				<b>18,181.00</b>
<b>L - Income - Dividend franking credit</b>				
	02/07/2021	23900/NAB.AX	National Australia Bank Limited	257.14
	21/09/2021	23900/BHP.AX	BHP Group Limited	1,396.42
	22/09/2021	23900/SUN.AX	Suncorp Group Limited	399.50
	23/09/2021	23900/TLS.AX	Telstra Corporation Limited.	685.71
	15/12/2021	23900/NAB.AX	National Australia Bank Limited	287.14
	28/03/2022	23900/BHP.AX	BHP Group Limited	1,070.00
	01/04/2022	23900/SUN.AX	Suncorp Group Limited	191.43
	01/04/2022	23900/TLS.AX	Telstra Corporation Limited.	685.71
	12/05/2022	23900/MYR.AX	Myer Holdings Limited	64.29
	01/06/2022	23900/BHP.AX	BHP Group Limited	2,754.93
<b>Sub-Total</b>				<b>7,792.27</b>
<b>Ignore Cents</b>				<b>0.27</b>
<b>Total</b>				<b>7,792.00</b>
<b>M - Gross trust distributions</b>				
	30/06/2022	23800/MAQ0815AU7	Charter Hall Direct Industrial 2	7,236.82
	30/06/2022	23800/MAQ0842AU7	Charter Hall Direct Office Fund	4,132.72
	30/06/2022	23800/MAQ5880AU7	Charter Hall Direct PFA Fund	1,940.10
<b>Sub-Total</b>				<b>13,309.64</b>
<b>Ignore Cents</b>				<b>0.64</b>
<b>Total</b>				<b>13,309.00</b>
<b>W - GROSS INCOME (Sum of labels A to U)</b>				
				137,019.00
<b>Sub-Total</b>				<b>137,019.00</b>
<b>Ignore Cents</b>				<b>0.00</b>
<b>Total</b>				<b>137,019.00</b>
<b>Y - Income - Exempt current pension income</b>				
				123,291.00
<b>Sub-Total</b>				<b>123,291.00</b>
<b>Ignore Cents</b>				<b>0.00</b>
<b>Total</b>				<b>123,291.00</b>
<b>V - TOTAL ASSESSABLE INCOME (W less Y)</b>				
				13,728.00
<b>Sub-Total</b>				<b>13,728.00</b>
<b>Ignore Cents</b>				<b>0.00</b>
<b>Total</b>				<b>13,728.00</b>
<b>H1 - Expenses - SMSF auditor fee</b>				

**THERESA AND MICHAEL ROTH SUPERANUATION FUND**

**Tax Reconciliation Report**

For the year ended 30 June 2022

Tax Return Label	Date	Account Code	Account Name	Amount \$
<b>H1 - Expenses - SMSF auditor fee</b>				
	20/11/2021	30700	Auditor's Remuneration	550.00
<b>Sub-Total</b>				<b>550.00</b>
<b>Ignore Cents</b>				<b>0.00</b>
<b>Total</b>				<b>550.00</b>
<b>I1 - Expenses - Investment expenses</b>				
	09/07/2021	37500/ROTHS001_GAINS(	Gains(Losses) on Sale of Traditional Securities	(3,144.55)
	16/11/2021	37500/ROTHS001_GAINS(	Gains(Losses) on Sale of Traditional Securities	594.88
	18/01/2022	37500/ROTHS001_GAINS(	Gains(Losses) on Sale of Traditional Securities	562.14
	11/04/2022	37500/ROTHS001_GAINS(	Gains(Losses) on Sale of Traditional Securities	(461.60)
	31/07/2021	37500/00096	Investment Expenses	2,833.82
<b>Sub-Total</b>				<b>384.69</b>
<b>Ignore Cents</b>				<b>0.69</b>
<b>Total</b>				<b>384.00</b>
<b>J1 - Expenses - Management and administration expenses</b>				
	11/03/2022	30100	Accountancy Fees	1,055.00
	22/03/2022	30400	ATO Supervisory Levy	259.00
<b>Sub-Total</b>				<b>1,314.00</b>
<b>Ignore Cents</b>				<b>0.00</b>
<b>Total</b>				<b>1,314.00</b>
<b>N - TOTAL DEDUCTIONS</b>				
				2,248.00
<b>Sub-Total</b>				<b>2,248.00</b>
<b>Ignore Cents</b>				<b>0.00</b>
<b>Total</b>				<b>2,248.00</b>
<b>O - TAXABLE INCOME OR LOSS</b>				
				11,480.00
<b>Sub-Total</b>				<b>11,480.00</b>
<b>Ignore Cents</b>				<b>0.00</b>
<b>Total</b>				<b>11,480.00</b>
<b>Z - TOTAL SMSF EXPENSES</b>				
				2,248.00
<b>Sub-Total</b>				<b>2,248.00</b>
<b>Ignore Cents</b>				<b>0.00</b>
<b>Total</b>				<b>2,248.00</b>
<b>A - Taxable income</b>				
				11,480.00

**THERESA AND MICHAEL ROTH SUPERANUATION FUND**

**Tax Reconciliation Report**

For the year ended 30 June 2022

Tax Return Label	Date	Account Code	Account Name	Amount \$
<b>A - Taxable income</b>				
<b>Sub-Total</b>				<b>11,480.00</b>
<b>Ignore Cents</b>				<b>0.00</b>
<b>Total</b>				<b>11,480.00</b>
<b>T1 - Tax on taxable income</b>				
				1,990.65
<b>Sub-Total</b>				<b>1,990.65</b>
<b>Ignore Cents</b>				<b>0.00</b>
<b>Total</b>				<b>1,990.65</b>
<b>B - Gross Tax</b>				
				1,990.65
<b>Sub-Total</b>				<b>1,990.65</b>
<b>Ignore Cents</b>				<b>0.00</b>
<b>Total</b>				<b>1,990.65</b>
<b>T2 - SUBTOTAL</b>				
				1,990.65
<b>Sub-Total</b>				<b>1,990.65</b>
<b>Ignore Cents</b>				<b>0.00</b>
<b>Total</b>				<b>1,990.65</b>
<b>T3 - SUBTOTAL 2</b>				
				1,990.65
<b>Sub-Total</b>				<b>1,990.65</b>
<b>Ignore Cents</b>				<b>0.00</b>
<b>Total</b>				<b>1,990.65</b>
<b>E1 - Complying fund's franking credits tax offset</b>				
	02/07/2021	23900/NAB.AX	National Australia Bank Limited	257.14
	21/09/2021	23900/BHP.AX	BHP Group Limited	1,396.42
	22/09/2021	23900/SUN.AX	Suncorp Group Limited	399.50
	23/09/2021	23900/TLS.AX	Telstra Corporation Limited.	685.71
	15/12/2021	23900/NAB.AX	National Australia Bank Limited	287.14
	28/03/2022	23900/BHP.AX	BHP Group Limited	1,070.00
	01/04/2022	23900/SUN.AX	Suncorp Group Limited	191.43
	01/04/2022	23900/TLS.AX	Telstra Corporation Limited.	685.71
	12/05/2022	23900/MYR.AX	Myer Holdings Limited	64.29
	01/06/2022	23900/BHP.AX	BHP Group Limited	2,754.93
<b>Sub-Total</b>				<b>7,792.27</b>
<b>Ignore Cents</b>				<b>0.00</b>
<b>Total</b>				<b>7,792.27</b>
<b>E - Refundable tax offsets</b>				
				7,792.27

**THERESA AND MICHAEL ROTH SUPERANUATION FUND**

# Tax Reconciliation Report

For the year ended 30 June 2022

<b>Tax Return Label</b>	<b>Date</b>	<b>Account Code</b>	<b>Account Name</b>	<b>Amount</b> \$
<b>E - Refundable tax offsets</b>				
<b>Sub-Total</b>				<b>7,792.27</b>
<b>Ignore Cents</b>				<b>0.00</b>
<b>Total</b>				<b>7,792.27</b>
<b>I - Remainder of refundable tax offsets</b>				
				5,801.62
<b>Sub-Total</b>				<b>5,801.62</b>
<b>Ignore Cents</b>				<b>0.00</b>
<b>Total</b>				<b>5,801.62</b>
<b>L - Supervisory levy</b>				
				259.00
<b>Sub-Total</b>				<b>259.00</b>
<b>Ignore Cents</b>				<b>0.00</b>
<b>Total</b>				<b>259.00</b>
<b>S - AMOUNT DUE OR REFUNDABLE</b>				
				(5,542.62)
<b>Sub-Total</b>				<b>(5,542.62)</b>
<b>Ignore Cents</b>				<b>0.00</b>
<b>Total</b>				<b>(5,542.62)</b>

5 December 2022

The Trustees  
THERESA AND MICHAEL ROTH SUPERANUATION FUND

Dear Trustees,

**Subject: Actuarial Certificate – Tax Exempt Percentage for the 2021/22 year  
THERESA AND MICHAEL ROTH SUPERANUATION FUND**

Thank you for requesting this actuarial certificate from Verus SMSF Actuaries.

Results

We calculate that the tax exempt percentage for THERESA AND MICHAEL ROTH SUPERANUATION FUND in the 2021/22 financial year is **89.98%**.

More Information

Further details regarding this actuarial certificate are contained in the appendices, including:

- Appendix 1: Data Summary
- Appendix 2: Detailed Results
- Appendix 3: Further Information

Note that the results in this certificate are based on the information provided to us. If there are any material changes to the information provided, please contact us, as the results may need to be updated.

If you would like to discuss any aspect of this actuarial certificate, please don't hesitate to contact us.

Yours sincerely,



**Alfred Au**, B.Com, LL.B. (Hons), FIAA  
Consulting Actuary

Verus Reference Number: ZA13594315339

## Appendix 1 - Data Summary

### Fund Details

Fund Name	THERESA AND MICHAEL ROTH SUPERANUATION FUND
Name of Trustees	Michael Roth Theresa Roth  
Tax Year for Actuarial Certificate	2021/22
ABN of Fund	33 247 984 530

### Member Details

Members' Names	Michael Roth Theresa Roth  
----------------	--------------------------------------

### Financial Details

	Amount (\$)
Opening Balance at 1 July 2021	3,201,341.11
Concessional Contributions	0.00
Non-concessional Contributions	0.00
Rollovers-in	0.00
Rollovers-out	0.00
Lump Sum and Pension Benefits Paid	86,480.00
Other Net Income	209,509.49
Closing Balance at 30 June 2022	3,324,370.60

We understand that the Fund's financial statements have not been audited at the time this certificate has been prepared.

### Segregation

The Fund did not have any segregated current pension assets during the financial year.

**Appendix 2 - Detailed Results**

Tax Exempt Percentage

This actuarial certificate has been prepared to provide the tax exempt percentage applying to THERESA AND MICHAEL ROTH SUPERANUATION FUND for the 2021/22 financial year.

During the 2021/22 financial year, the Fund contained only member accounts in accumulation phase and account based pensions. Therefore no assumptions about future inflation, investment returns or discount rates have been required to calculate the tax exempt percentage. Only data regarding the Fund’s balances in accumulation phase and the Fund’s balances in retirement phase plus details of transactions within, to and from the Fund during the year have been provided for this calculation.

Using the data supplied, we have calculated the tax exempt percentage based on the ratio below:

$$\frac{\text{Average value of current pension liabilities}}{\text{Average value of superannuation liabilities}}$$

$$= \$2,862,054 / \$3,180,663$$

$$= 89.98\%$$

The values for the current pension liabilities and the superannuation liabilities shown above are time weighted average balances over the financial year. Segregated current pension assets and segregated non-current assets (if any) have been excluded from the values shown above.

Member Breakdown

To assist you, we have also calculated the breakdown of the tax exempt percentage between the Fund’s members, as follows:

<b>Member Name</b>	<b>Tax Exempt Percentage</b>	<b>Taxable Percentage</b>
Michael Roth	35.15%	10.02%
Theresa Roth	54.83%	0.00%
Reserve	0.00%	0.00%
<b>Total</b>	<b>89.98%</b>	<b>10.02%</b>

This breakdown between members is not required for the Fund’s tax return, but may assist in other ways, for example with allocating the Fund’s tax liabilities between members.

### **Appendix 3 - Further Information**

#### Actuarial Standards

This actuarial certificate has been prepared in accordance with Professional Standard 406 of the Institute of Actuaries of Australia.

#### Other Comments

We have been informed by the trustee and/or their advisors that the relevant pension liabilities meet the requirements to be considered a retirement phase superannuation income stream. We have relied upon this information in preparing this actuarial certificate.

As required under Professional Standard 406, we are satisfied that the value of particular liabilities of the Fund at a particular time as set out in this certificate is the amount of the Fund's assets, together with any future contributions in respect of the benefits concerned and expected earnings on the assets and contributions after that time, that would provide the amount required to discharge those liabilities as they fall due.

We also document the following information items provided to us, and upon which we have relied, when preparing this certificate:

<b>Item</b>	<b>Information Provided</b>
Does the Fund meet the definition of Disregarded Small Fund Assets for the tax year covered by this certificate?	Yes
Have the trustee(s) chosen (if eligible) to treat all of the assets of the fund as not being segregated current pension assets for the whole of the tax year covered by this certificate?	N/A

#### Requirement for and Use of Actuarial Certification

This actuarial certificate is required so that the Fund can claim an exemption from tax on the investment income derived from the unsegregated assets supporting members' balances that are in retirement phase. The certificate should be obtained before the Fund submits its tax return. It does not need to be submitted with the Fund's tax return, but should be retained in the Fund's records.

An actuarial certificate is required for a Fund that has been partly in retirement phase and partly in accumulation phase during the year and which is not applying the segregated method throughout the year. Therefore an actuarial certificate is not required if:

- The Fund was entirely in accumulation phase for the whole of the tax year; or
- The Fund was entirely in retirement phase for the whole of the tax year; or
- The Fund's retirement phase assets and accumulation phase assets were fully segregated throughout the tax year.

The tax exempt percentage should be applied to the Fund's assessable income (excluding any non-arm's length income, concessional contributions and any income derived from segregated assets) to determine how much income is exempt from tax.





**Australian Government**  
**Australian Taxation Office**

**Agent** SUPERHELP AUSTRALIA PTY LTD  
**Client** THERESA AND MICHAEL ROTH  
SUPERANUATION FUND  
**ABN** 33 247 984 530  
**TFN** 828 733 650

## Income tax 551

<b>Date generated</b>	28/10/2022
<b>Overdue</b>	\$0.00
<b>Not yet due</b>	\$0.00
<b>Balance</b>	\$0.00

## Transactions

4 results found - from **28 October 2020** to **28 October 2022** sorted by **processed date** ordered **newest to oldest**

Processed date	Effective date	Description	Debit (DR)	Credit (CR)	Balance
17 Mar 2022	22 Mar 2022	EFT refund for Income Tax for the period from 01 Jul 20 to 30 Jun 21	\$1,351.65		\$0.00
17 Mar 2022	17 Mar 2022	Tax return Self Man Superfund - Income Tax for the period from 01 Jul 20 to 30 Jun 21		\$1,351.65	\$1,351.65 CR
18 Feb 2021	23 Feb 2021	EFT refund for Income Tax for the period from 01 Jul 19 to 30 Jun 20	\$1,921.40		\$0.00
18 Feb 2021	18 Feb 2021	Tax return Self Man Superfund - Income Tax for the period from 01 Jul 19 to 30 Jun 20		\$1,921.40	\$1,921.40 CR

# 89000 - Deferred Tax Liability/Asset

2022 Financial Year

**Preparer** Lousse Montiel

**Reviewer** Steven Lee

**Status** Completed

Account Code	Description	CY Balance	LY Balance	Change
89000	Deferred Tax Liability/Asset	(\$5,820.17)	(\$2,082.75)	179.45%
<b>TOTAL</b>		<b>CY Balance</b>	<b>LY Balance</b>	
		(\$5,820.17)	(\$2,082.75)	

## Supporting Documents

- Deferred Tax Reconciliation Report [Report](#)

## Standard Checklist

- Attach all source documentation and confirmations of Liability
- Attach copy of Deferred Tax Reconciliation Report

**THERESA AND MICHAEL ROTH SUPERANUATION FUND**

**Deferred Tax Reconciliation**

For The Period 01 July 2021 - 30 June 2022

Investment Code	Investment Name	Revaluation/Tax Deferred	Permanent Difference (Non-Assessable)	Temporary Difference (Assessable)	Temporary Difference (Accumulation Portion)
<b>Revaluations</b>					
SHKDROTHMoneyTech	Moneytech Finance Pty Ltd - 17 April 22	1,087.98	362.66	725.32	72.68
SHKDROTHWASTOCK	WA Stockwell Pty Ltd - Fixed - 26 Aug 26	(5,984.24)	(1,994.75)	(3,989.49)	(399.75)
SHKDROTHPacific	Pacific National Finance Pty Ltd - Fixed - 19 May 25	(2,356.80)	(785.60)	(1,571.20)	(157.43)
SHKDROTHS2	Sydair-Ilb-3.12%-20nov30	(30,962.50)	(10,320.83)	(20,641.67)	(2,068.30)
THERNWCACIFGL	Newcastle Coal Infrastructure Group Ltd - Fixed - 12 May 31	(22,389.50)	(7,463.17)	(14,926.33)	(1,495.62)
MAQ0842AU7	Charter Hall Direct Office Fund	10,613.96	3,537.99	7,075.97	709.01
SHKDROTHElanor	Elanor Investors Limited - Fixed - 17oct22	(1,521.26)	(507.09)	(1,014.17)	(101.62)
MAQ0815AU7	Charter Hall Direct Industrial 2	4,467.60	1,489.20	2,978.40	298.44
TLS.AX	Telstra Corporation Limited.	1,800.00	600.00	1,200.00	120.24
SHKDGMFinancial	General Motors Financial Company - Fixed - 21 Feb 23	(1,412.20)	(470.73)	(941.47)	(94.34)
SUN.AX	Suncorp Group Limited	(252.46)	(84.15)	(168.31)	(16.86)
MYR.AX	Myer Holdings Limited	(300.00)	(100.00)	(200.00)	(20.04)
SHKDROTHFirstMac	FirstMac Mortgage Funding Trust - Mortgage Backed - 13feb49	86.78	28.93	57.85	5.80
SHKDROTHEN	Australian Gas Networks (formerly EnvestraOilb) -3.04%-20aug25	(2,076.00)	(692.00)	(1,384.00)	(138.68)
SHEMECOPTYLTDAU1	Emeco Pty Ltd - Fixed Rate Bond MD 10-Jul-26	(33.10)	(11.03)	(22.07)	(2.21)
SHKDROTHGoodyearTyre	Goodyear Tyre & Rubber Co - Fixed - 15 Mar 27	1,067.16	355.72	711.44	71.29
SHKDROTHCI	Civcnexus-lia-0%-15sep32	(18,074.56)	(6,024.85)	(12,049.71)	(1,207.38)
SHKDROTHPLENARY	Plenary Health (Casey) Finance - 15 Sep 29	(2,304.61)	(768.20)	(1,536.41)	(153.95)
NAB.AX	National Australia Bank Limited	1,170.00	390.00	780.00	78.16
SHKDROTHWY	Wyunawater-30mar22	17,564.21	5,854.74	11,709.47	1,173.29

**THERESA AND MICHAEL ROTH SUPERANUATION FUND**

**Deferred Tax Reconciliation**

For The Period 01 July 2021 - 30 June 2022

Investment Code	Investment Name	Revaluation/Tax Deferred	Permanent Difference (Non-Assessable)	Temporary Difference (Assessable)	Temporary Difference (Accumulation Portion)
SHKDROTHRWH	RWH Finance Pty Ltd - 30 June 33	(2,636.71)	(878.90)	(1,757.81)	(176.13)
SHKDROTHMP	Mpc-lab-0%-21dec33	(10,290.99)	(3,430.33)	(6,860.66)	(687.44)
SHKDROTHWBC	Westpac Banking Corporation - Floating Rate - 30 Sep 67	(2,766.38)	(922.13)	(1,844.25)	(184.79)
BHP.AX	BHP Group Limited	(8,784.00)	(2,928.00)	(5,856.00)	(586.77)
SGKDROTHNextGen	Next Generation Clubs Australia Pty Ltd - 22 June 23	920.95	306.98	613.97	61.52
WDS.AX	Woodside Energy Group Ltd	449.28	149.76	299.52	30.01
SHKDROTHLucas	Lucas Total Contract Solutions - Fixed - 29sep22	5,809.16	1,936.39	3,872.77	388.05
SHKDROTHARMOUR	Armour Energy Ltd - Fixed - 29 Mar 24	1,851.58	617.19	1,234.39	123.69
PEMEX	Petroleos Mexicanos 25.01.2031	(9,835.79)	(3,278.60)	(6,557.19)	(657.03)
SHKDROTHIMPACT	Privium Pty Ltd - Fixed - 12feb21	(12,431.02)	(4,143.67)	(8,287.35)	(830.39)
SHKDROTHStockCo	StockCo Holdings Pty Limited - Fixed - 6 Oct 22	(218.80)	(72.93)	(145.87)	(14.62)
MAQ0854AU3	Charter Hall Direct Industrial No4	39,462.18	13,154.06	26,308.12	2,636.07
SHKDROTHCenturiaCap2	Centuria Capital 2 Fund - 21 April 23	(620.00)	(206.67)	(413.33)	(41.42)
SHKDROTHSCT2	SCT Logistics - 3 June 24	(2,970.10)	(990.03)	(1,980.07)	(198.40)
SHKDROTHSUNLAND	Sunland Capital Pty Ltd - 31 Oct 24	(1,451.50)	(483.83)	(967.67)	(96.96)
THERNCIGHPL	NCIG Holdings Pty Ltd - Fixed - 26 Aug 31	8,128.41	2,709.47	5,418.94	542.98
SHKDROTHANZ	ANZ Banking Group Ltd - Floating Rate - 30 Apr 67	(2,212.05)	(737.35)	(1,474.70)	(147.76)
MAQ5880AU7	Charter Hall Direct PFA Fund	36,932.07	12,310.69	24,621.38	2,467.06
MAQ0844AU7	Charter Hall Direct Ind Fd No.3	25,683.60	8,561.20	17,122.40	1,715.66
THERTRCAPIPLTD	TransCanada Pipelines Limited - Floating - 15 May 67	(2,529.03)	(843.01)	(1,686.02)	(168.94)
SHKDROTHZip	ZipMoney - Floating Rate - 10 May 21	(2.00)	(0.67)	(1.33)	(0.13)
		12,679.32	4,226.46	8,452.86	846.99

**THERESA AND MICHAEL ROTH SUPERANUATION FUND**

**Deferred Tax Reconciliation**

For The Period 01 July 2021 - 30 June 2022

Investment Code	Investment Name	Revaluation/Tax Deferred	Permanent Difference (Non-Assessable)	Temporary Difference (Assessable)	Temporary Difference (Accumulation Portion)
<b>Tax Deferred Distributions</b>					
MAQ0815AU7	Charter Hall Direct Industrial 2	16,954.72	0.00	16,954.72	1,698.86
MAQ0842AU7	Charter Hall Direct Office Fund	4,988.32	0.00	4,988.32	499.83
MAQ0844AU7	Charter Hall Direct Ind Fd No.3	9,690.00	0.00	9,690.00	970.94
MAQ0854AU3	Charter Hall Direct Industrial No4	4,136.03	0.00	4,136.03	414.43
MAQ0854AU3	Charter Hall Direct Industrial No4	3,155.54	0.00	3,155.54	316.19
MAQ0854AU3	Charter Hall Direct Industrial No4	3,151.83	0.00	3,151.83	315.81
MAQ0854AU3	Charter Hall Direct Industrial No4	5,582.81	0.00	5,582.81	559.40
MAQ5880AU7	Charter Hall Direct PFA Fund	888.63	0.00	888.63	89.04
MAQ5880AU7	Charter Hall Direct PFA Fund	2,109.31	0.00	2,109.31	211.35
MAQ5880AU7	Charter Hall Direct PFA Fund	2,234.24	0.00	2,234.24	223.87
MAQ5880AU7	Charter Hall Direct PFA Fund	3,565.29	0.00	3,565.29	357.24
MAQ5880AU7	Charter Hall Direct PFA Fund	1,702.11	0.00	1,702.11	170.55
MAQ5880AU7	Charter Hall Direct PFA Fund	1,528.79	0.00	1,528.79	153.19
MAQ5880AU7	Charter Hall Direct PFA Fund	2,971.17	0.00	2,971.17	297.71
MAQ5880AU7	Charter Hall Direct PFA Fund	2,428.80	0.00	2,428.80	243.37
MAQ5880AU7	Charter Hall Direct PFA Fund	844.10	0.00	844.10	84.58
MAQ5880AU7	Charter Hall Direct PFA Fund	4,700.39	0.00	4,700.39	470.98
MAQ5880AU7	Charter Hall Direct PFA Fund	788.85	0.00	788.85	79.04
		71,420.95	0.00	71,420.95	7,156.38

**THERESA AND MICHAEL ROTH SUPERANUATION FUND**

**Deferred Tax Reconciliation**

For The Period 01 July 2021 - 30 June 2022

Investment Code	Investment Name	Revaluation/Tax Deferred	Permanent Difference (Non-Assessable)	Temporary Difference (Assessable)	Temporary Difference (Accumulation Portion)
<b>Total</b>		84,100.27	4,226.46	79,873.81	8,003.37
<b>Deferred Tax Liability (Asset) Summary</b>					
<b>Opening Balance</b>		2,082.75			
Current Year Transactions		1,200.51			
Total Capital Losses		0.00			
Total Tax Losses		0.00			
Deferred Tax WriteBacks/Adjustment		0.00			
Capital Loss carried forward recouped		2,536.92			
Tax Loss carried forward recouped		0.00			
Deferred Tax report rounding		(0.01)			
<b>Closing Balance</b>		5,820.17			

# A - Financial Statements

2022 Financial Year

---

**Preparer** Lousse Montiel

**Reviewer** Steven Lee

**Status** Completed

## Supporting Documents

No supporting documents

## Standard Checklist

- Attach copy of Financial Statements
- Attach copy of SMSF Annual Return

## B - Permanent Documents

2022 Financial Year

---

**Preparer** Lousse Montiel

**Reviewer** Steven Lee

**Status** Completed

### Supporting Documents

- Fund Summary Report Report

### Standard Checklist

- Attach latest copy of ASIC annual company statement (if corporate trustee)
- Ensure latest copies of ATO Trustee Declarations and ATO confirmation that the fund is a regulated fund is attached
- Ensure latest copies of trustee consents, member consents and registers are attached
- Ensure latest copy of trust deed (including amendments) are attached
- Use [Australian Business Register](#) to ensure details are correct
- Use [Super Fund Lookup](#) to check the eligibility to receive rollovers and contributions





HERESA AND MICHAEL ROTH SUPERANUATION FUND

# Fund Summary Report

As at 30/06/2022

---

## C - Other Documents

2022 Financial Year

---

**Preparer** Lousse Montiel

**Reviewer** Steven Lee

**Status** Completed

### Supporting Documents

- scan234.pdf
- scan233.pdf

### Standard Checklist

- Attach copy of any SOAs issued during the Financial Year
- Attach copy of Investment Strategy
- Attach signed Engagement Letter
- Attach signed Trustee Representation Letter
- Attach Trustee Minutes prepared during the year

# Theresa and Michael Roth Superannuation Fund

## Projected Investment Strategy

### Overview:

The aim of this strategy is to provide an income for the members on retirement and preserve capital for the fund.

### Investment objectives:

The trustees will at all times act prudently to maximise the rate of return, subject to acceptable risk parameters and maintenance of appropriate diversification across a broad range of assets. Having considered the risk profile of the fund and the members needs and circumstances, the trustees have adopted the following objectives for the investment of assets of the fund.

- to achieve an investment return that exceeds the CPI by 1% per annum measured over a rolling period of 5 years.
- have sufficient liquidity to meet pension payments to members and meet other liabilities when they fall due.

### Investment Strategy:

The fund will invest in a portfolio of assets according to market conditions and within the ranges specified.

The current targeted asset allocation will be in the following ranges:

Asset Class	Target Range	AUD Value
Corporate Bonds. (25 separate, diverse bonds held by FIIG, able to sell on short notice adding to liquidity)	0-49%.	1,687,000
Charter Hall Funds. (invested in 5 separate unlisted property funds)	0-44.5%	1,520,835
Australian Shares. (Invested in 6 "blue chip" companies)	0-5.75%	194,690
Cash	0-0.75%	21,666
International Shares.	0-0 %	
Listed Property.	0-0 %	
Mortgages	0-0 %	
Australian Fixed Int.	0-0 %	
International Fixed Int.	0-0 %	
Other.	0-0 %	
<b>Total:</b>	<b>100%.</b>	<b>3,445,857</b>

Quality companies and trusts as supported by research and fundamental analysis have and will be selected. Other asset classes may be considered in future depending on market conditions. The members have considered insurance but in view of their age 80 and 78 decided not to proceed.

#### Review and Monitoring:

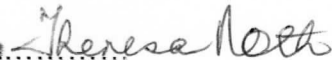
The trustees will monitor and review the funds investment activities on a regular basis and communicate with the members should they feel that any change in strategy is necessary in order to achieve the funds objective.

Michael Roth.....



24/11/2022.

Theresa Roth.....



24/11/2022

# D - Pension Documentation

2022 Financial Year

---

**Preparer** Lousse Montiel

**Reviewer** Steven Lee

**Status** Completed

## Supporting Documents

- Pension Summary Report Report
- Transfer Balance Account Summary Report

## Standard Checklist

- Attach Actuarial Certificate
- Attach documentation supporting any pensions commenced during the financial year
- Attach documentation supporting any pensions commuted during the financial year
- Ensure correct Transfer Balance Account Reports have been lodged with the ATO

**THERESA AND MICHAEL ROTH SUPERANUATION FUND**

**Pension Summary**

As at 30 June 2022

**Member Name :** Roth, Michael

**Member Age :** 77\* (Date of Birth : Provided)

Member Code	Pension Type	Pension Start Date	Tax Free	Min / PF	Minimum	Maximum	Gross Pension Payments	PAYG	Net Pension Payment	Amount to reach Minimum
ROTMIC00004P	Account Based Pension	30/06/2013	96.02%	3.00%	\$33,810.00*	N/A	\$33,810.00	\$0.00	\$33,810.00	\$0.00

\*COVID-19 50% reduction has been applied to the minimum pension amount.

					<b>\$33,810.00</b>	<b>\$0.00</b>	<b>\$33,810.00</b>	<b>\$0.00</b>	<b>\$33,810.00</b>	<b>\$0.00</b>
--	--	--	--	--	--------------------	---------------	--------------------	---------------	--------------------	---------------

**Member Name :** Roth, Theresa

**Member Age :** 78\* (Date of Birth : Provided)

Member Code	Pension Type	Pension Start Date	Tax Free	Min / PF	Minimum	Maximum	Gross Pension Payments	PAYG	Net Pension Payment	Amount to reach Minimum
ROTTHE00004P	Account Based Pension	30/06/2013	82.65%	3.00%	\$46,230.00*	N/A	\$46,230.00	\$0.00	\$46,230.00	\$0.00

\*COVID-19 50% reduction has been applied to the minimum pension amount.

ROTTHE00008P	Account Based Pension	20/06/2017	100.00%	3.00%	\$6,440.00*	N/A	\$6,440.00	\$0.00	\$6,440.00	\$0.00
--------------	-----------------------	------------	---------	-------	-------------	-----	------------	--------	------------	--------

\*COVID-19 50% reduction has been applied to the minimum pension amount.

					<b>\$52,670.00</b>	<b>\$0.00</b>	<b>\$52,670.00</b>	<b>\$0.00</b>	<b>\$52,670.00</b>	<b>\$0.00</b>
--	--	--	--	--	--------------------	---------------	--------------------	---------------	--------------------	---------------

**Total :**

					<b>\$86,480.00</b>	<b>\$0.00</b>	<b>\$86,480.00</b>	<b>\$0.00</b>	<b>\$86,480.00</b>	<b>\$0.00</b>
--	--	--	--	--	--------------------	---------------	--------------------	---------------	--------------------	---------------

\*Age as at 01/07/2021 or pension start date for new pensions.

**THERESA AND MICHAEL ROTH SUPERANUATION FUND**  
**Transfer Balance Account Summary**

For The Period 01 July 2021 - 30 June 2022

Member	Pension Type	Date	Lodgment Date	Transaction Type	Event Type	Debit	Credit	Balance	Cap Limit	Remaining Cap
Michael Roth	Below Cap	01/07/2021		Cap Indexation (40.00%) - Highest TBA (961843.00/ 1600000.00)	N/A				1,640,000.00	678,157.00
		01/07/2021		Opening Balance				<b>961,843.00</b>	<b>1,640,000.00</b>	<b>678,157.00</b>
		<hr/>								
Theresa Roth	Below Cap	01/07/2021		Cap Indexation (5.00%) - Highest TBA (1535034.60/ 1600000.00)	N/A				1,605,000.00	69,965.40
		01/07/2021		Opening Balance				<b>1,535,034.60</b>	<b>1,605,000.00</b>	<b>69,965.40</b>
		<hr/>								



# E - Estate Planning

2022 Financial Year

---

**Preparer** Lousse Montiel

**Reviewer** Steven Lee

**Status** Completed

## Supporting Documents

No supporting documents

## Standard Checklist

- Attach Death Benefit Nominations (if applicable)
- Attach Life Insurance Policies (if applicable)
- Attach Reversionary Pension documentation (if applicable)
- Attach SMSF Will (if applicable)
- Review current Estate planning to ensure it matches wishes of members