

---

# **Workpapers - 2022 Financial Year**

## **The Rossetto Superfund**

Preparer: Desiree Yutuc

Reviewer: Steven Lee

Printed: 24 November 2022

---

## Lead Schedule

2022 Financial Year

Code	Workpaper	CY Balance	LY Balance	Change	Status
23800	Distributions Received	(\$13,138.73)	(\$8,806.34)	49.2%	Completed
24200	Contributions	(\$6,902.55)	(\$5,719.18)	20.69%	Completed
24602	Forex Gains/(Losses) - Unrealised	(\$1,547.61)	\$3,580.83	(143.22)%	Completed
24700	Changes in Market Values of Investments	\$40,368.36	(\$77,359.31)	(152.18)%	Completed
25000	Interest Received	(\$34.83)	(\$54.67)	(36.29)%	Completed
30100	Accountancy Fees	\$550.00	\$620.00	(11.29)%	Completed
30400	ATO Supervisory Levy	\$259.00	\$259.00	0%	Completed
30700	Auditor's Remuneration	\$550.00	\$450.00	22.22%	Completed
39000	Life Insurance Premiums	\$626.64	\$580.92	7.87%	Completed
48500	Income Tax Expense	(\$2,657.34)	\$8,288.91	(132.06)%	Completed
49000	Profit/Loss Allocation Account	(\$18,072.94)	\$78,159.84	(123.12)%	Completed
50000	Members	(\$478,595.31)	(\$496,668.25)	(3.64)%	Completed
60400	Bank Accounts	\$8,348.48	\$14,144.72	(40.98)%	Completed
74700	Managed Investments (Australian)	\$469,414.25	\$485,096.27	(3.23)%	Completed
85000	Income Tax Payable /Refundable	\$2,389.38	\$733.02	225.96%	Completed
86000	PAYG Payable	(\$321.00)	(\$839.00)	(61.74)%	Completed
89000	Deferred Tax Liability/Asset	(\$1,235.80)	(\$2,466.76)	(49.9)%	Completed

Code	Workpaper	CY Balance	LY Balance	Change	Status
A	Financial Statements				Completed
B	Permanent Documents				Completed
C	Other Documents				Completed
D	Pension Documentation				Completed
E	Estate Planning				Completed

# 23800 - Distributions Received

2022 Financial Year

**Preparer** Desiree Yutuc

**Reviewer** Steven Lee

**Status** Completed

Account Code	Description	CY Balance	LY Balance	Change
ROSS002_INTERACTIVE	Interactive Brokers Account	(\$13,138.73)	(\$8,806.34)	49.2%
<b>TOTAL</b>		<b>CY Balance</b>	<b>LY Balance</b>	
		(\$13,138.73)	(\$8,806.34)	

## Supporting Documents

- Distribution Reconciliation Report [Report](#)
- 2022\_InteractiveBrokers\_WP.xlsx [ROSS002\\_INTERACTIVE](#)

## Standard Checklist

- Attach a copy of all Tax Statements
- Attach a copy of Distribution Reconciliation Report
- Ensure all Distributions have been reviewed on [Distribution Tax Automation](#)

The Rossetto Superfund

# Distribution Reconciliation Report

For The Period 01 July 2021 - 30 June 2022

Date	Payment Received	Non Primary Production Income (A) * <sub>1</sub>		Interest/ Other	Franking Credits	Discounted (After Discount)	Distributed Capital Gains (B) * <sub>2</sub>				Foreign Income * <sub>3</sub>		Non-Assessable			Taxable Income	
		Franked	Unfranked				Rate * <sub>5</sub>	CGT Concession	Indexed	Other	Foreign Income	Foreign Credits	Tax Exempt	Tax Free	Tax Deferred / AMIT * <sub>6</sub>		
<b>Managed Investments (Australian)</b>																	
ROSS002_INTERACTIVE Interactive Brokers Account																	
30/06/2022	13,126.83						S									0.00	
30/06/2022	0.00	10,968.70	1,924.92	11.90	4,700.87		I				258.19	70.51				0.00	17,935.09
30/06/2022	11.90						S									0.00	
	13,138.73	10,968.70	1,924.92	11.90	4,700.87						258.19	70.51				0.00	17,935.09
<i>Net Cash Distribution:</i>	<i>13,163.71</i>	<i>13,163.71</i>	<i>Variance^:</i>	<i>(24.98)</i>													
	<b>13,138.73</b>	<b>10,968.70</b>	<b>1,924.92</b>	<b>11.90</b>	<b>4,700.87</b>						<b>258.19</b>	<b>70.51</b>				<b>0.00</b>	<b>17,935.09</b>

# The Rossetto Superfund Distribution Reconciliation Report

For The Period 01 July 2021 - 30 June 2022

Date	Non Primary Production Income (A) * <sub>1</sub>				Distributed Capital Gains (B) * <sub>2</sub>				Foreign Income * <sub>3</sub>		Non-Assessable				Taxable Income	
	Payment Received	Franked	Unfranked	Interest/ Other	Franking Credits	Discounted (After Discount)	Rate * <sub>5</sub>	CGT Concession	Indexed	Other	Foreign Income	Foreign Credits	Tax Exempt	Tax Free		Tax Deferred / AMIT * <sub>6</sub>
<b>TOTAL</b>	<b>13,138.73</b>	<b>10,968.70</b>	<b>1,924.92</b>	<b>11.90</b>	<b>4,700.87</b>						<b>258.19</b>	<b>70.51</b>			<b>0.00</b>	<b>17,935.09</b>

## Total Distributed Gains

Discount Rate	Discounted	Gross
Superfund 1/3	0.00	0.00
Individual 50%(I)	0.00	0.00
<b>Total</b>	<b>0.00</b>	<b>0.00</b>

### \*<sub>1</sub> Summary of Non Primary Production Income (A)

Tax Label	Franked	Unfranked	Interest/Other	Less Other Deduction	Income Before Credits * <sub>7</sub>	Franking Credits	Total Including Credits
11M Gross trust distributions	10,968.70	1,924.92	11.90		12,905.52	4,700.87	<b>17,606.39</b>

\*<sub>2</sub> Forms part of the Net Capital Gains calculation for Tax Label 11A.

\*<sub>3</sub> Forms part of the Foreign Credits calculation for Tax Label 11D, D1, 13C1.

\*<sub>4</sub> Taxable Income is designed to match Tax Statement provided by Fund Manager.

Taxable Income in the SMSF Annual Return will be different due to application of Capital Losses in Net Capital Gain calculation and application of different discount method.

\*<sub>5</sub> This is the discount rate selected for the transaction. "S" being Super Funds at 1/3 and "I" being Individual at 50%.

\*<sub>6</sub> AMIT cost base net increase is reflected as negative amount i.e. negative tax deferred and AMIT cost base net decrease is reflected as positive amount i.e. positive tax deferred.

\*<sub>7</sub> Sum of Income Before Credits reconciles with Taxable Trust Distributions in Statement of Taxable Income.

^ Variance between Payment Received and Net Cash Distribution.

**Distribution tax components  
2022**

Franked% sourced from:  
<https://www.listcorp.com/asx/csr/csr-limited?q=CSR>

ID	Date	Share	CCY	Per share	Shares	Total	Franked%	Unfranked	Franked	Fr credit	WHT	Sold within 45 days?
7	17-Jul-21	A200	AUD	0.565479	1,000	565.48	55%	256.28	309.20	132.52		N
14	19-Oct-21	A200	AUD	1.699192	1,000	1,699.19	89%	182.32	1,516.87	650.09		N
18	20-Jan-22	A200	AUD	0.785558	1,000	785.56	72%	217.91	567.65	243.28		N
5	6-Jul-21	ALQ	AUD	0.146	2,028	296.09	70%	88.83	207.26	88.83		N
8	18-Sep-21	ASH	AUD	0.024	4,300	103.2	100%	0.00	103.20	44.23		N
20	18-Mar-22	ASH	AUD	0.03	4,300	129.00	100%	0.00	129.00	55.29		N
22	29-Mar-22	BHP	AUD	2.080559	663	1,379.41	100%	0.00	1,379.41	591.18		N
21	18-Mar-22	CPU	AUD	0.24	1,084	260.16	40%	156.10	104.06	44.60		N
24	7-Apr-22	CSL	AUD	1.422903	67	95.33	0%	95.33	0.00	0.00		N
1	3-Jul-21	CSR	AUD	0.095	4,715	447.93	100%	0.00	447.93	191.97		N
2	3-Jul-21	CSR	AUD	0.145	4,715	683.68	100%	0.00	683.68	293.01		N
15	11-Dec-21	CSR	AUD	0.135	4,715	636.53	100%	0.00	636.53	272.80		N
6	8-Jul-21	FPH	AUD	0.240654	692	166.53	0%	166.53	0.00	0.00		NA
12	7-Oct-21	ILU	AUD	0.12	2,246	269.52	100%	0.00	269.52	115.51		N
3	3-Jul-21	MQG	AUD	3.35	135	452.25	40%	271.35	180.90	77.53		N
16	15-Dec-21	MQG	AUD	2.72	135	367.20	40%	220.32	146.88	62.95		N
4	3-Jul-21	NAB	AUD	0.6	756	453.6	100%	0.00	453.60	194.40		N
17	16-Dec-21	NAB	AUD	0.67	646	432.82	100%	0.00	432.82	185.49		N
10	1-Oct-21	RHC	AUD	1.03	258	265.74	100%	0.00	265.74	113.89		N
25	22-Apr-22	RIO	AUD	5.7704	248	1,431.06	100%	0.00	1,431.06	613.31		N
26	22-Apr-22	RIO	AUD	0.858	248	212.78	100%	0.00	212.78	91.19		N
9	24-Sep-21	RMD	AUD	0.058758	816	47.95	0%	47.95	0.00	0.00		N
11	6-Oct-21	SEK	AUD	0.2	645	129	100%	0.00	129.00	0.00		Y
19	23-Feb-22	TCL	AUD	0.15	1,480	222.00	0%	222.00	0.00	0.00		Y
27	25-Jun-22	WBC	AUD	0.61	1,266	772.26	100%	0.00	772.26	0.00		Y
23	31-Mar-22	WES	AUD	0.8	439	351.20	100%	0.00	351.20	0.00		Y
13	9-Oct-21	WOW	AUD	0.55	433	238.15	100%	0.00	238.15	102.06	24.98	N
						12,893.62		1,924.92	10,968.70	4,700.87	24.98	
28	1-Oct-21	IBB	USD	0.124407		7.96	NA				1.19	
29	1-Oct-21	RSP	USD	0.5568		55.68	NA				8.35	
30	18-Dec-21	IWM	USD	0.66552		33.28	NA				4.99	
31	1-Jan-22	RSP	USD	0.45384		45.38	NA				6.81	
32	15-Feb-22	XLNX	USD	0.37		7.22	NA				1.08	
33	11-Mar-22	CEG	USD	0.141		3.10	NA				0.46	
34	11-Mar-22	EXC	USD	0.3375		22.28	NA				3.34	
35	31-Mar-22	IWM	USD	0.399649		19.98	NA				3	
36	16-Jun-22	IWM	USD	0.494057		24.70	NA				3.7	
						219.58					32.92	
						303.72					45.53	
<b>Total in AUD</b>												
<b>Total Dividends</b>						13,197.34	<b>d</b>				70.51	<b>e</b>
<b>Total Interest</b>						11.90	<b>f</b>					
<b>Distribution Income (net of WHT)</b>						13,138.73						

	Cash distribution	Franking credits/tax credits	Taxable Amt.
Dividends - Franked	10,968.70	4,700.87	15,669.57
Dividends - Unfranked	1,924.92		1,924.92
Gross interest	11.90		11.90
Assessable Foreign Source Income	258.19	45.53	303.72
Less TFN amounts withheld	-24.98		
Net cash distribution	13,138.73		

**Realised capital gain/loss**

Symbol	Cost Adj.	Realized				Unrealized				Total		
		S/T Profit	S/T Loss	L/T Profit	L/T Loss	S/T Profit	S/T Loss	L/T Profit	L/T Loss			
<b>Total Stocks</b>	0.00	53,272.12	-69,088.79	36,972.35	0.00	21,156.68	3,655.03	-8,443.48	1,649.50	0.00	-3,138.95	18,016.73
<b>Forex</b>												
USD	0.00	1,893.20	-4,342.99	0.00	0.00	-2,449.79	2,991.42	0.00	0.00	0.00	2,591.42	141.63
<b>Total Forex</b>	0.00	1,893.20	-4,342.99	0.00	0.00	-2,449.79	2,991.42	0.00	0.00	0.00	2,591.42	141.63
<b>Total (All Assets)</b>	0.00	55,165.32	-73,431.78	36,972.35	0.00	18,705.89	6,246.45	-8,443.48	1,649.50	0.00	-547.53	18,158.36

**Screenshots of Interactive Brokers Statement**

<b>a</b>	SEK	2021-09-01, 10:32:47	645
	SEK	2021-09-21, 11:02:34	-645
	<b>Total SEK</b>		<b>0</b>
<b>b</b>	WBC	2022-05-10, 10:38:02	1,266
	WBC	2022-05-20, 10:40:08	-1,266
	<b>Total WBC</b>		<b>0</b>
<b>c</b>	WES	2022-02-03, 11:04:56	439
	WES	2022-02-23, 13:15:02	-439
<b>Change in NAV</b>		<b>Total</b>	
	Starting Value		485,096.27
	Mark-to-Market		-34,648.00
	Deposits & Withdrawals		10,000.00
	Dividends		13,197.34 <b>d</b>
	Withholding Tax		70.51 <b>e</b>
	Change in Dividend Accruals		-1,758.07
	Interest		11.90 <b>f</b>
	Change in Interest Accruals		81.88
	Commissions		-2,271.53
	GST		-221.02
	Other FX Translations		-3.82
	Ending Value		469,414.25

# 24200 - Contributions

2022 Financial Year

Preparer Desiree Yutuc

Reviewer Steven Lee

Status Completed

Account Code	Description	CY Balance	LY Balance	Change
ROSALI00001A	(Contributions) Rossetto, Alison - Accumulation (Accumulation)	(\$6,902.55)	(\$5,719.18)	20.69%
<b>TOTAL</b>		<b>CY Balance</b>	<b>LY Balance</b>	
		(\$6,902.55)	(\$5,719.18)	

## Supporting Documents

- Contributions Breakdown Report [Report](#)
- ATO\_Co contribution.pdf [ROSALI00001A](#)

## Standard Checklist

- Attach copies of S290-170 notices (if necessary)
- Attach copy of Contributions Breakdown Report
- Attach SuperStream Contribution Data Report
- Check Fund is registered for SuperStream (if necessary)
- Ensure all Contributions have been allocated from Bank Accounts
- Ensure Work Test is satisfied if members are over 65



## The Rossetto Superfund

# Contributions Breakdown Report

For The Period 01 July 2021 - 30 June 2022

### Summary

Member	D.O.B	Age (at 30/06/2021)	Total Super Balance (at 30/06/2021) *1	Concessional	Non-Concessional	Other	Reserves	Total
Rossetto, Alison	Provided	41	141,365.28	6,317.85	360.00	224.70	0.00	6,902.55
Rossetto, Nicholas	Provided	50	355,302.97	0.00	0.00	0.00	0.00	0.00
<b>All Members</b>				<b>6,317.85</b>	<b>360.00</b>	<b>224.70</b>	<b>0.00</b>	<b>6,902.55</b>

\*1 TSB can include information external to current fund's transaction records. The amount is per individual across all funds.

### Contribution Caps

Member	Contribution Type	Contributions	Cap	Current Position
Rossetto, Alison	Concessional (5 year carry forward cap available)	6,317.85	89,036.19	82,718.34 Below Cap
	Non-Concessional	360.00	110,000.00	109,640.00 Below Cap
Rossetto, Nicholas	Concessional (5 year carry forward cap available)	0.00	102,500.00	102,500.00 Below Cap
	Non-Concessional	0.00	110,000.00	110,000.00 Below Cap

### Carry Forward Unused Concessional Contribution Cap

Member	2017	2018	2019	2020	2021	2022	Current Position
Rossetto, Alison							
Concessional Contribution Cap	30,000.00	25,000.00	25,000.00	25,000.00	25,000.00	27,500.00	
Concessional Contribution	3,856.91	4,137.65	3,724.84	4,691.19	5,047.78	6,317.85	
Unused Concessional Contribution	0.00	0.00	21,275.16	20,308.81	19,952.22	21,182.15	
Cumulative Carry Forward Unused	N/A	N/A	0.00	21,275.16	41,583.97	61,536.19	
Maximum Cap Available	30,000.00	25,000.00	25,000.00	46,275.16	66,583.97	89,036.19	82,718.34 Below Cap
Total Super Balance	0.00	88,811.46	100,004.26	110,008.54	116,138.11	141,365.28	

Rossetto, Nicholas

Concessional Contribution Cap	30,000.00	25,000.00	25,000.00	25,000.00	25,000.00	27,500.00	
Concessional Contribution	0.00	0.00	0.00	0.00	0.00	0.00	
Unused Concessional Contribution	0.00	0.00	25,000.00	25,000.00	25,000.00	27,500.00	
Cumulative Carry Forward Unused	N/A	N/A	0.00	25,000.00	50,000.00	75,000.00	
Maximum Cap Available	30,000.00	25,000.00	25,000.00	50,000.00	75,000.00	102,500.00	102,500.00 Below Cap
Total Super Balance	0.00	272,520.06	299,586.05	306,272.84	302,370.30	355,302.97	

**NCC Bring Forward Caps**

Member	Bring Forward Cap	2019	2020	2021	2022	Total	Current Position
Rossetto, Alison	N/A	4,000.00	3,600.00	560.00	360.00	N/A	Bring Forward Not Triggered
Rossetto, Nicholas	N/A	0.00	0.00	0.00	0.00	N/A	Bring Forward Not Triggered

**Rossetto, Alison**

Date	Transaction Description	Ledger Data				SuperStream Data					
		Contribution Type	Concessional	Non-Concession	Other	Reserves	Contribution	Employer	Concessional	Non-Concess	Other
02/07/2021	DIRECT CREDIT - CREDIT FROM SUPERCHOICE P/L PC300621-118356597 TRUSTEE FOR ROSETTO SUPER FUND	Employer	558.35								
16/07/2021	DIRECT CREDIT - CREDIT FROM SUPERCHOICE P/L PC140721-143732272 TRUSTEE FOR ROSETTO SUPER FUND	Personal - Non-Concessional		40.00							
02/08/2021	DIRECT CREDIT - CREDIT FROM SUPERCHOICE P/L PC280721-159979294 TRUSTEE FOR ROSETTO SUPER FUND	Employer	403.75								

13/08/2021	DIRECT CREDIT - CREDIT FROM SUPERCHOICE P/L PC110821- 132374144 TRUSTEE FOR ROSETTO SUPER FUND	Personal - Non- Concessional	40.00
27/08/2021	DIRECT CREDIT - CREDIT FROM SUPERCHOICE P/L PC250821- 114690728 TRUSTEE FOR ROSETTO SUPER FUND	Employer	403.75
10/09/2021	DIRECT CREDIT - CREDIT FROM SUPERCHOICE P/L PC080921- 157899199 TRUSTEE FOR ROSETTO SUPER FUND	Personal - Non- Concessional	40.00
24/09/2021	DIRECT CREDIT CREDIT FROM SUPERCHOICE P/L PC220921- 172394315 TRUSTEE FOR ROSETTO SUPER FUND	Employer	403.75
08/10/2021	DIRECT CREDIT - CREDIT FROM SUPERCHOICE P/L PC061021- 108117547 TRUSTEE FOR ROSETTO SUPER FUND	Personal - Non- Concessional	40.00
22/10/2021	DIRECT CREDIT - CREDIT FROM SUPERCHOICE P/L PC201021- 12230516: TRUSTEE FOR ROSETTO SUPER FUND	Employer	639.02
05/11/2021	DIRECT CREDIT - - CREDIT FROM SUPERCHOICE P/L	Personal - Non- Concessional	40.00

19/11/2021	12309058 TRUSTEE FOR ROSETTO SUPER FUND DIRECT CREDIT - CREDIT FROM SUPERCHOICE P/L PC171121- 13430047	Personal - Non- Concessional	40.00
03/12/2021	TRUSTEE FOR ROSETTO SUPER FUND DIRECT CREDIT - CREDIT FROM SUPERCHOICE P/L PC011221- 19774315	Employer	645.15
17/12/2021	TRUSTEE FOR ROSETTO SUPER FUND DIRECT CREDIT CREDIT FROM SUPERCHOICE P/L PC151221- 149043613	Personal - Non- Concessional	40.00
30/12/2021	TRUSTEE FOR ROSETTO SUPER FUND DIRECT CREDIT CREDIT FROM SUPERCHOICE P/L PC241221- 132865539	Employer	443.44
14/01/2022	TRUSTEE FOR ROSETTO SUPER FUND DIRECT CREDIT - CREDIT FROM SUPERCHOICE P/L C120122- 186669307	Personal - Non- Concessional	40.00
31/01/2022	TRUSTEE FOR ROSETTO SUPER FUND DIRECT CREDIT - CREDIT FROM SUPERCHOICE P/L PC270122- 139598183	Employer	443.44

11/02/2022	DIRECT CREDIT CREDIT FROM SUPERCHOICE P/L PC090222- 144705594 TRUSTEE FOR ROSETTO SUPER FUND	Personal - Non- Concessional	40.00	
25/02/2022	DIRECT CREDIT CREDIT FROM SUPERCHOICE P/L PC230222- 14586311 TRUSTEE FOR ROSETTO SUPER FUND	Employer	443.44	
14/03/2022	DEPOSIT FROM PRECISION CH PASCH2203090003 629	Employer	241.72	
28/03/2022	DEPOSIT FROM PRECISION CH PASCH2203230001 186	Employer	241.72	
11/04/2022	DEPOSIT FROM PRECISION CH PASCH2204060001 513	Employer	241.72	
26/04/2022	DEPOSIT FROM PRECISION CH PASCH2204200001 620	Employer	241.72	
12/05/2022	DEPOSIT FROM ATO ATO0070000159557 42	Government Co- Contributions		224.70
23/05/2022	DEPOSIT FROM PRECISION CH PASCH2205180003 376	Employer	483.44	
06/06/2022	DEPOSIT FROM PRECISION CH PASCH2205310005 280	Employer	241.72	
20/06/2022	DEPOSIT FROM PRECISION CH PASCH2206140008 783	Employer	241.72	

**Total - Rossetto, Alison**

**6,317.85      360.00      224.70      0.00**

**0.00      0.00      0.00**

**Total for All Members**

**6,317.85      360.00      224.70      0.00**



THE TRUSTEE FOR THE ROSSETTO SUPERFUND  
PO BOX 1906  
MACQUARIE CENTRE NSW 2113

Our reference: 7129112735812  
Phone: 13 10 20  
ABN: 54 704 962 826

12 May 2022

### **Superannuation remittance advice**

To whom it may concern

An amount of \$224.70 has been forwarded to you from the super co-contribution account for THE TRUSTEE FOR THE ROSSETTO SUPERFUND as per the enclosed remittance advice.

More information about the remittance process is provided on the back of this page, but if you have any questions please phone **13 10 20** between 8.00am and 6.00pm, Monday to Friday.

Yours faithfully

Grant Brodie  
Deputy Commissioner of Taxation

### Reading your remittance advice

This remittance advice provides details of super co-contribution payments credited to you for one or more of your members.

### Payment for and account details

These details are provided so you can reconcile each payment with the correct member account.

Where you have made a claim for payment, the member and account details will match those you reported to us as part of your claim.

### Remittance reference number

This is a unique identifier we assign to the remittance of a member's super co-contribution payment.

It is important to note this number as it needs to be quoted if you are not accepting a particular payment on this remittance.

### Payment

This is the total amount of super co-contribution being credited for a member.

### Tax file numbers

From 1 July 2007, funds cannot accept any member contributions, including super co-contributions paid by the Australian Taxation Office unless the fund holds a tax file number for that member.

### What should you do if you will not be accepting one or more payments on the remittance?

You will need to complete a *Superannuation payment variation advice* (NAT 8451) statement and lodge it and your repayment with us on or before **17 June 2022**.

The *Completing the Superannuation payment variation advice* (NAT 8450) statement instructions will help you fill out this form.

Your repayment can be sent electronically to us by BPAY® or direct credit, or by cheque enclosed with the completed form.

If you are paying by cheque, please refer to the 'How to pay' information on the *Superannuation payment variation advice* (NAT 8451) statement. This will help you to complete the repayment details.

## HOW TO PAY

Your payment reference number (PRN) is:

BPAY®



Billers code: 75556

Ref:

Telephone & Internet Banking – BPAY®

Contact your bank or financial institution to make this payment from your cheque, savings, debit or credit card account.

More info: [www.bpay.com.au](http://www.bpay.com.au)

### CREDIT OR DEBIT CARD

Pay online with your credit or debit card at [www.governmenteasypay.gov.au/PayATO](http://www.governmenteasypay.gov.au/PayATO)

To pay by phone, call the Government EasyPay service on **1300 898 089**.

A card payment fee applies.

### OTHER PAYMENT OPTIONS

For other payment options, visit [www.ato.gov.au/paymentoptions](http://www.ato.gov.au/paymentoptions)



## Superannuation remittance advice

Provider: THE TRUSTEE FOR THE ROSSETTO SUPERFUND  
Tax file number: 946 446 362  
Remittance type: Super co-contribution

Payment for	Account/Other ID	TFN	Date of birth	Remittance reference number	Financial year	Payment
Alison Rossetto	SMSF11470294658 2	420 786 747	4/2/1980	7027799561156	2021	\$224.70

Payment details	Description	Processed date	Credit
	Super co-contribution remittance	11 May 2022	\$224.70 CR
<b>Total payment amount</b>			<b>\$224.70 CR</b>



# 24602 - Forex Gains/(Losses) - Unrealised

2022 Financial Year

Preparer Desiree Yutuc

Reviewer Steven Lee

Status Completed

Account Code	Description	CY Balance	LY Balance	Change
24602	Forex Gains/(Losses) - Unrealised	(\$1,547.61)	\$3,580.83	(143.22)%
<b>TOTAL</b>		<b>CY Balance</b>	<b>LY Balance</b>	
		(\$1,547.61)	\$3,580.83	

## Supporting Documents

- General Ledger [Report](#)

## Standard Checklist

- Attach all supporting Documentation
- Has the Fund received any non-arm's length income? If so, it may be taxed at 47%

# The Rossetto Superfund General Ledger

As at 30 June 2022

Transaction Date	Description	Units	Debit	Credit	Balance \$
<b>Forex Gains/(Losses) - Unrealised (24602)</b>					
<u>Forex Gains/(Losses) - Unrealised (24602)</u>					
30/06/2022	Interactive brokers income/expenses			1,547.61	1,547.61 CR
				<b>1,547.61</b>	<b>1,547.61 CR</b>
<b>Total Debits:</b>	<b>0.00</b>				
<b>Total Credits:</b>	<b>1,547.61</b>				

# 24700 - Changes in Market Values of Investments

2022 Financial Year

Preparer Desiree Yutuc

Reviewer Steven Lee

Status Completed

Account Code	Description	CY Balance	LY Balance	Change
24700	Changes in Market Values of Investments	\$40,368.36	(\$77,359.31)	(152.18)%
<b>TOTAL</b>		<b>CY Balance</b>	<b>LY Balance</b>	
		\$40,368.36	(\$77,359.31)	

## Supporting Documents

- Net Capital Gains Reconciliation [Report](#)
- Realised Capital Gain Report [Report](#)
- Market Movement [Report](#)

## Standard Checklist

- Attach copies of Source Documentation (Contract Notes, Broker Statements, Chess Statements, Contracts of Sale, Managed Fund Statements etc)
- Attach copy of Market Movement report
- Attach copy of Net Capital Gains Reconciliation
- Attach copy of Realised Capital Gain Report
- Ensure all Asset Disposals have been entered
- Ensure all Market Values have been entered for June 30
- Ensure all Tax Deferred Distributions have been entered

The Rossetto Superfund  
**Market Movement Report**

As at 30 June 2022

Investment	Date	Description	Unrealised				Realised			Total
			Units	Accounting Cost Movement	Market Movement	Depreciation	Balance	Consideration	Accounting Cost Base	
ROSS002_INTERACTIVE - Interactive Brokers Account										
	01/07/2021	Opening Balance	1.00	0.00	0.00	0.00	485,096.27	0.00	0.00	0.00
	01/10/2021	Instalment	0.00	10,000.00	0.00	0.00	495,096.27	0.00	0.00	0.00
	30/06/2022	Instalment	0.00	14,674.44	0.00	0.00	509,770.71	0.00	0.00	0.00
	30/06/2022	Instalment	0.00	21,444.25	0.00	0.00	531,214.96	0.00	0.00	0.00
	30/06/2022	Revaluation	0.00	0.00	(21,444.25)	0.00	509,770.71	0.00	0.00	0.00
	30/06/2022	Instalment	0.00	11.90	0.00	0.00	509,782.61	0.00	0.00	0.00
	30/06/2022	Revaluation	0.00	0.00	(40,368.36)	0.00	469,414.25	0.00	0.00	0.00
	<b>30/06/2022</b>		<b>1.00</b>	<b>46,130.59</b>	<b>(61,812.61)</b>	<b>0.00</b>	<b>469,414.25</b>	<b>0.00</b>	<b>0.00</b>	<b>0.00</b>
<b>Total Market Movement</b>					<b>(61,812.61)</b>				<b>0.00</b>	<b>(61,812.61)</b>

## The Rossetto Superfund

# Capital Gains Reconciliation Report

For The Period 01 July 2021 - 30 June 2022

	Total	Discounted	Indexed	Other	Notional
<b>Losses available to offset</b>					
Carried forward from prior losses	26,903.09				
Carried forward from prior losses - Collectables	0.00				
Current year capital losses	73,431.78				
Current year capital losses - Collectables	0.00				
<b>Total Losses Available</b>	<b>100,334.87</b>				
<b>Total Losses Available - Collectables</b>	<b>0.00</b>				
<b>Capital Gains</b>					
Capital gains from disposal of assets	0.00	0.00	0.00	0.00	0.00
Capital gains from disposal of assets - Collectables	0.00	0.00	0.00	0.00	0.00
Capital gains from trust distributions	92,137.67	36,972.35	0.00	55,165.32	0.00
<b>Capital Gains Before Losses applied</b>	<b>92,137.67</b>	<b>36,972.35</b>	<b>0.00</b>	<b>55,165.32</b>	<b>0.00</b>
<b>Losses and discount applied</b>					
Losses applied	92,137.67	36,972.35	0.00	55,165.32	0.00
Losses applied - Collectables	0.00	0.00	0.00	0.00	0.00
Capital gains after losses applied	0.00	0.00	0.00	0.00	0.00
Capital gains after losses applied - Collectables	0.00	0.00	0.00	0.00	0.00
CGT Discount applied	0.00				
CGT Discount applied - Collectables	0.00				

**The Rossetto Superfund**  
**Capital Gains Reconciliation Report**

For The Period 01 July 2021 - 30 June 2022

	Total	Discounted	Indexed	Other	Notional
<b>Net Capital Gain</b>					
Net capital gain	0.00				
Net capital gain - Collectables	0.00				
<b>Total Net Capital Gain (11A)</b>	<b>0.00</b>				
<b>Net Capital Losses Carried Forward to later income</b>					
Net Capital Losses Carried Forward to later income years	8,197.20				
Net Capital Losses Carried Forward to later income years - Collectables	0.00				
<b>Total Net Capital Losses Carried Forward to later income years (14V)</b>	<b>8,197.20</b>				

Note  
 Refer to Realised Gains Report for details of Disposals at a Security level  
 Refer to Distribution Reconciliation Report for Trust Distribution details at a Security level



# The Rossetto Superfund

## Realised Capital Gains Report

For The Period 01 July 2021 - 30 June 2022

Investment		Accounting Treatment				Tax Treatment						
Purchase Contract Date	Disposal Contract Date	Units	Cost	Proceeds	Accounting Profit/(Loss)	Adjusted Cost Base	Reduced Cost Base	Indexed Cost Base	Indexed Gains	Discounted Gains (Gross)	Other Gains	Capital Loss
<b>Managed Investments (Australian)</b>												
ROSS002_INTERACTIVE - Interactive Brokers Account												
		0.00	0.00	0.00	0.00	0.00	0.00	0.00	0.00	36,972.35	55,165.32	(73,431.78)
		<b>0.00</b>	<b>0.00</b>	<b>0.00</b>	<b>0.00</b>	<b>0.00</b>	<b>0.00</b>	<b>0.00</b>	<b>0.00</b>	<b>36,972.35</b>	<b>55,165.32</b>	<b>(73,431.78)</b>
		<b>0.00</b>	<b>0.00</b>	<b>0.00</b>	<b>0.00</b>	<b>0.00</b>	<b>0.00</b>	<b>0.00</b>	<b>0.00</b>	<b>36,972.35</b>	<b>55,165.32</b>	<b>(73,431.78)</b>
		<b>0.00</b>	<b>0.00</b>	<b>0.00</b>	<b>0.00</b>	<b>0.00</b>	<b>0.00</b>	<b>0.00</b>	<b>0.00</b>	<b>36,972.35</b>	<b>55,165.32</b>	<b>(73,431.78)</b>

# 25000 - Interest Received

2022 Financial Year

**Preparer** Desiree Yutuc

**Reviewer** Steven Lee

**Status** Completed

Account Code	Description	CY Balance	LY Balance	Change
ANZ299519391	ANZ V2 Plus 2995-19391	(\$34.83)	(\$54.67)	(36.29)%
<b>TOTAL</b>		<b>CY Balance</b>	<b>LY Balance</b>	
		(\$34.83)	(\$54.67)	

## Supporting Documents

- Interest Reconciliation Report [Report](#)

## Standard Checklist

- Attach Interest Reconciliation Report
- Ensure all interest has been recorded from Bank Statements
- Review Statements to ensure all TFN withheld has been input

# The Rossetto Superfund Interest Reconciliation Report

For The Period 01 July 2021 - 30 June 2022

Date	Payment Amount	Gross Interest	TFN Withheld	Foreign Income	Foreign Credits
<b>Bank Accounts</b>					
ANZ299519391 ANZ V2 Plus 2995-19391					
01/07/2021	11.68	11.68			
01/10/2021	12.31	12.31			
01/01/2022	4.86	4.86			
01/04/2022	5.98	5.98			
	34.83	34.83			
	<b>34.83</b>	<b>34.83</b>			
<b>TOTAL</b>	<b>34.83</b>	<b>34.83</b>			

**Tax Return Reconciliation**

	Totals	Tax Return Label
Gross Interest	34.83	11C

# 30100 - Accountancy Fees

2022 Financial Year

**Preparer** Desiree Yutuc

**Reviewer** Steven Lee

**Status** Completed

Account Code	Description	CY Balance	LY Balance	Change
30100	Accountancy Fees	\$550.00	\$620.00	(11.29)%
<b>TOTAL</b>		<b>CY Balance</b>	<b>LY Balance</b>	
		\$550.00	\$620.00	

## Supporting Documents

- General Ledger [Report](#)
- INV-0354.pdf [30100](#)

## Standard Checklist

- Attach all source documentation
- Ensure all Transactions have been entered

# The Rossetto Superfund General Ledger

As at 30 June 2022

Transaction Date	Description	Units	Debit	Credit	Balance \$
<b>Accountancy Fees (30100)</b>					
<u>Accountancy Fees (30100)</u>					
21/04/2022	WITHDRAWAL ANZ INTERNET BANKING PAYMENT 456643		550.00		550.00 DR
			<b>550.00</b>		<b>550.00 DR</b>

**Total Debits: 550.00**

**Total Credits: 0.00**



# TAX INVOICE

Rossetto Super

**Invoice Date**  
19 Jan 2022

**Invoice Number**  
INV-0354

**ABN**  
60 061 126 663

SuperHelp Australia  
PTY LTD  
PO Box 1906  
MACQUARIE  
CENTRE NSW 2113  
AUSTRALIA

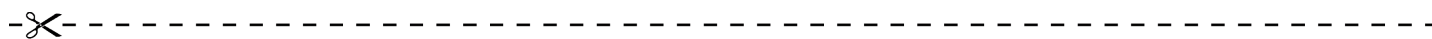
Item	Description	Quantity	Unit Price	GST	Amount AUD
EOY	SMSF Annual Administration	1.00	1,100.00	10%	1,100.00
INCLUDES GST 10%					100.00
<b>TOTAL AUD</b>					1,100.00
Less Amount Paid					1,100.00
<b>AMOUNT DUE AUD</b>					<b>0.00</b>

## Due Date: 2 Feb 2022

Please pay the balance of our fees by direct credit into our bank account.

OUR BANK DETAILS (Use your name or your SMSF name as the reference):

Account Name: Superhelp Australia Pty Ltd  
Bank: Commonwealth Bank  
BSB: 06 2099  
Account Number: 1041 7929



## PAYMENT ADVICE

To: SuperHelp Australia PTY LTD  
PO Box 1906  
MACQUARIE CENTRE NSW 2113  
AUSTRALIA

**Customer** Rossetto Super  
**Invoice Number** INV-0354

**Amount Due** 0.00  
**Due Date** 2 Feb 2022

**Amount Enclosed**

Enter the amount you are paying above

# 30400 - ATO Supervisory Levy

2022 Financial Year

---

**Preparer** Desiree Yutuc

**Reviewer** Steven Lee

**Status** Completed

Account Code	Description	CY Balance	LY Balance	Change
30400	ATO Supervisory Levy	\$259.00	\$259.00	0%
<b>TOTAL</b>		<b>CY Balance</b>	<b>LY Balance</b>	
		\$259.00	\$259.00	

## Supporting Documents

- General Ledger [Report](#)

## Standard Checklist

- Attach all source documentation
- Ensure all Transactions have been entered

The Rossetto Superfund

# General Ledger

As at 30 June 2022

Transaction Date	Description	Units	Debit	Credit	Balance \$
<b>ATO Supervisory Levy (30400)</b>					
<i>ATO Supervisory Levy (30400)</i>					
03/05/2022	DEPOSIT FROM ATO ATO002000016387047		259.00		259.00 DR
			<b>259.00</b>		<b>259.00 DR</b>

**Total Debits: 259.00**

**Total Credits: 0.00**



# 30700 - Auditor's Remuneration

2022 Financial Year

**Preparer** Desiree Yutuc

**Reviewer** Steven Lee

**Status** Completed

Account Code	Description	CY Balance	LY Balance	Change
30700	Auditor's Remuneration	\$550.00	\$450.00	22.22%
<b>TOTAL</b>		<b>CY Balance</b>	<b>LY Balance</b>	
		\$550.00	\$450.00	

## Supporting Documents

- General Ledger [Report](#)
- YML Invoice INV-14235.pdf

## Standard Checklist

- Attach all source documentation
- Ensure all Transactions have been entered

# The Rossetto Superfund General Ledger

As at 30 June 2022

Transaction Date	Description	Units	Debit	Credit	Balance \$
<b>Auditor's Remuneration (30700)</b>					
Auditor's Remuneration (30700)					
21/04/2022	WITHDRAWAL ANZ INTERNET BANKING PAYMENT 456643		550.00		550.00 DR
			<b>550.00</b>		<b>550.00 DR</b>

**Total Debits: 550.00**

**Total Credits: 0.00**



# TAX INVOICE

The Rossetto Superfund

**Invoice Date**  
27 Apr 2022

**Invoice Number**  
INV-14235

**Reference**  
INV-13133

**ABN**  
81 523 295 035

YML Super Solutions  
PO Box 800  
BONDI JUNCTION  
NSW 1355  
Ph (02) 8383 4440  
www.ymlgroup.com.au

Description	GST	Amount AUD
Professional charges for Audit Service for the Financial Year ended 30 June 2021.	10%	500.00
	Subtotal	500.00
	TOTAL GST 10%	50.00
	<b>TOTAL AUD</b>	<b>550.00</b>

## Due Date: 4 May 2022

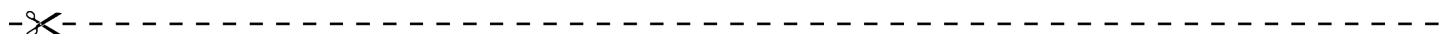
ACCTPRO Financial Services P/L trading as YML Super Solutions

Account Name: ACCTPRO Financial Services P/L

BSB: 082-140

Account Number: 772982366

Please include the Invoice Number as the Reference



# PAYMENT ADVICE

To: YML Super Solutions  
PO Box 800  
BONDI JUNCTION  
NSW 1355  
Ph (02) 8383 4440  
www.ymlgroup.com.au

**Customer** The Rossetto Superfund  
**Invoice Number** INV-14235

**Amount Due** 550.00  
**Due Date** 4 May 2022

**Amount Enclosed**

Enter the amount you are paying above

# 39000 - Life Insurance Premiums

2022 Financial Year

Preparer Desiree Yutuc

Reviewer Steven Lee

Status Completed

Account Code	Description	CY Balance	LY Balance	Change
ROSALI00001A	(Life Insurance Premiums) Rossetto, Alison - Accumulation (Accumulation)	\$626.64	\$580.92	7.87%
<b>TOTAL</b>		<b>CY Balance</b>	<b>LY Balance</b>	
		\$626.64	\$580.92	

## Supporting Documents

- General Ledger [Report](#)
- 2022\_AIA\_AlisonRossetto\_Statement.pdf

## Standard Checklist

- Attach all source documentation
- Ensure all Transactions have been entered

# The Rossetto Superfund General Ledger

As at 30 June 2022

Transaction Date	Description	Units	Debit	Credit	Balance \$
<b>Life Insurance Premiums (39000)</b>					
<i>(Life Insurance Premiums) Rossetto, Alison - Accumulation (ROSALI00001A)</i>					
15/07/2021	PAYMENT TO AIA AUS SMSF 50121500-150721		52.22		52.22 DR
16/08/2021	PAYMENT TO AIA AUS SMSF 50121500-160821		52.22		104.44 DR
15/09/2021	PAYMENT TO AIA AUS SMSF 50121500-150921		52.22		156.66 DR
15/10/2021	PAYMENT TO AIA AUS SMSF 50121500-151021		52.22		208.88 DR
15/11/2021	PAYMENT TO AIA AUS SMSF 50121500-151121		52.22		261.10 DR
15/12/2021	PAYMENT TO AIA AUS SMSF 50121500-151221		52.22		313.32 DR
17/01/2022	PAYMENT TO AIA AUS SMSF 50121500-170122		52.22		365.54 DR
15/02/2022	PAYMENT TO AJA AUS SMSF 50121500-150222 [PAYMENT TO AIA AUS SMSF 50121500-150222]		52.22		417.76 DR
16/03/2022	PAYMENT TO AIA AUS SMSF 50121500-160322		52.22		469.98 DR
14/04/2022	PAYMENT TO AIA AUS SMSF 50121500-140422		52.22		522.20 DR
16/05/2022	PAYMENT TO AIA AUS SMSF 50121500-160522		52.22		574.42 DR
17/06/2022	PAYMENT TO AIA AUS SMSF 50121500-170622		52.22		626.64 DR
			<b>626.64</b>		<b>626.64 DR</b>

**Total Debits: 626.64**

**Total Credits: 0.00**



**SMSF MASTER INSURANCE PLAN**  
**2021/2022 Annual Statement for: Rossetto, Alison**  
**The Rossetto Superfund**

**Member / Life Insured Details**

Life Insured	Rossetto, Alison
Member Number	1306000060
Payment Frequency	Monthly
Commencement Date	25-June-2013

**Cover Details**

Death Benefit	\$531,995
Total and Permanent Disability Benefit (Inside Superannuation)	\$425,596

**Important Note**

Total & Permanent Disablement (TPD) cover will pay an agreed lump sum benefit in the event you become totally and permanently disabled. Once you turn 65 you are still covered for TPD however only for the Activities of Daily Living (ADL) definition. ADL is explained in the Product Disclosure Statement and Policy Document. The Product Disclosure Statement can be found on AGI's website: <https://agismsf.com.au/assets/pdf/smsf-pds-esu.pdf>

**Premiums for financial year ended 30/06/2022**

Total inside superfund premiums for statement period	\$626.64
Total outside superfund premiums for statement period	\$0.00
<hr/>	
Total premiums for statement period	\$626.64

The insured benefits we have recorded for you are, in the event of a claim, subject to you meeting the terms and conditions of the policy.

# 48500 - Income Tax Expense

2022 Financial Year

**Preparer** Desiree Yutuc

**Reviewer** Steven Lee

**Status** Completed

Account Code	Description	CY Balance	LY Balance	Change
48500	Income Tax Expense	(\$2,657.34)	\$8,288.91	(132.06)%
<b>TOTAL</b>		<b>CY Balance</b>	<b>LY Balance</b>	
		(\$2,657.34)	\$8,288.91	

## Supporting Documents

No supporting documents

# 49000 - Profit/Loss Allocation Account

2022 Financial Year

**Preparer** Desiree Yutuc

**Reviewer** Steven Lee

**Status** Completed

Account Code	Description	CY Balance	LY Balance	Change
49000	Profit/Loss Allocation Account	(\$18,072.94)	\$78,159.84	(123.12)%
<b>TOTAL</b>		<b>CY Balance</b>	<b>LY Balance</b>	
		(\$18,072.94)	\$78,159.84	

## Supporting Documents

No supporting documents



# 50000 - Members

2022 Financial Year

Preparer Desiree Yutuc

Reviewer Steven Lee

Status Completed

Account Code	Description	Opening Balance	Contribution Income	Earnings	Member Payments	Tax & Fees	Closing Balance	Change
ROSALI00001A	Rossetto, Alison - Accumulation (Accumulation)	(\$141,365.28)	(\$6,902.55)	\$6,414.74	\$626.64	\$1,217.33	(\$140,009.12)	(0.96)%
ROSNIC00001A	Rossetto, Nicholas - Accumulation (Accumulation)	(\$355,302.97)		\$15,820.07		\$896.71	(\$338,586.19)	(4.7)%
<b>TOTAL</b>		<b>Opening Balance</b>	<b>Contribution Income</b>	<b>Earnings</b>	<b>Member Payments</b>	<b>Tax &amp; Fees</b>	<b>Closing Balance</b>	
		(\$496,668.25)	(\$6,902.55)	\$22,234.81	\$626.64	\$2,114.04	(\$478,595.31)	

## Supporting Documents

- Members Statements [Report](#)
- Members Summary [Report](#)

## Standard Checklist

- Attach copies of Members Statements

# The Rossetto Superfund

## Members Statement

Alison Rossetto  
 373b Park St  
 Newtown, Tasmania, 7008, Australia

### Your Details

Date of Birth :	Provided	Nominated Beneficiaries:	N/A
Age:	42	Nomination Type:	N/A
Tax File Number:	Provided	Vested Benefits:	140,009.12
Date Joined Fund:	13/04/2013	Total Death Benefit:	672,004.12
Service Period Start Date:		Current Salary:	0.00
Date Left Fund:		Previous Salary:	0.00
Member Code:	ROSALI00001A	Disability Benefit:	425,596.00
Account Start Date:	13/04/2013		
Account Phase:	Accumulation Phase		
Account Description:	Accumulation		

### Your Balance

Total Benefits	140,009.12
<u>Preservation Components</u>	
Preserved	140,009.12
Unrestricted Non Preserved	
Restricted Non Preserved	
<u>Tax Components</u>	
Tax Free	20,452.15
Taxable	119,556.97

### Your Detailed Account Summary

	This Year	Last Year
Opening balance at 01/07/2021	141,365.28	116,138.11
<u>Increases to Member account during the period</u>		
Employer Contributions	6,317.85	5,047.78
Personal Contributions (Concessional)		
Personal Contributions (Non Concessional)	360.00	560.00
Government Co-Contributions	224.70	111.40
Other Contributions		
Proceeds of Insurance Policies		
Transfers In		
Net Earnings	(6,414.74)	23,318.35
Internal Transfer In		
<u>Decreases to Member account during the period</u>		
Pensions Paid		
Contributions Tax	947.69	757.13
Income Tax	269.64	2,472.31
No TFN Excess Contributions Tax		
Excess Contributions Tax		
Refund Excess Contributions		
Division 293 Tax		
Insurance Policy Premiums Paid	626.64	580.92
Management Fees		
Member Expenses		
Benefits Paid/Transfers Out		
Superannuation Surcharge Tax		
Internal Transfer Out		
Closing balance at 30/06/2022	140,009.12	141,365.28

The Rossetto Superfund  
**Members Statement**

---

**Trustee's Disclaimer**

This statement has been prepared by the Trustee for the member whose name appears at the top of this statement. Every effort has been made by the Trustee to ensure the accuracy and completeness of this Statement. The Trustee does not accept any liability for any error, omission or misprint. All amounts shown in relation to benefits do not take into account any amounts which may be withheld to satisfy the requirements imposed by the Income Tax Assessment Act 1936.

Signed by all the trustees of the fund

\_\_\_\_\_  
Alison Rossetto  
Trustee

\_\_\_\_\_  
Nicholas Rossetto  
Trustee

# The Rossetto Superfund

## Members Statement

Nicholas Rossetto  
 373b Park St  
 Newtown, Tasmania, 7008, Australia

### Your Details

Date of Birth :	Provided	Nominated Beneficiaries:	N/A
Age:	51	Nomination Type:	N/A
Tax File Number:	Provided	Vested Benefits:	338,586.19
Date Joined Fund:	13/04/2013	Total Death Benefit:	338,586.19
Service Period Start Date:		Current Salary:	0.00
Date Left Fund:		Previous Salary:	0.00
Member Code:	ROSNIC00001A	Disability Benefit:	0.00
Account Start Date:	13/04/2013		
Account Phase:	Accumulation Phase		
Account Description:	Accumulation		

### Your Balance

Total Benefits	338,586.19
<u>Preservation Components</u>	
Preserved	338,586.19
Unrestricted Non Preserved	
Restricted Non Preserved	
<u>Tax Components</u>	
Tax Free	15,109.00
Taxable	323,477.19

### Your Detailed Account Summary

	This Year	Last Year
Opening balance at 01/07/2021	355,302.97	302,370.30
<u>Increases to Member account during the period</u>		
Employer Contributions		
Personal Contributions (Concessional)		
Personal Contributions (Non Concessional)		
Government Co-Contributions		
Other Contributions		
Proceeds of Insurance Policies		
Transfers In		
Net Earnings	(15,820.07)	59,458.91
Internal Transfer In		
<u>Decreases to Member account during the period</u>		
Pensions Paid		
Contributions Tax		
Income Tax	896.71	6,526.24
No TFN Excess Contributions Tax		
Excess Contributions Tax		
Refund Excess Contributions		
Division 293 Tax		
Insurance Policy Premiums Paid		
Management Fees		
Member Expenses		
Benefits Paid/Transfers Out		
Superannuation Surcharge Tax		
Internal Transfer Out		
Closing balance at 30/06/2022	338,586.19	355,302.97

The Rossetto Superfund  
**Members Statement**

---

**Trustee's Disclaimer**

This statement has been prepared by the Trustee for the member whose name appears at the top of this statement. Every effort has been made by the Trustee to ensure the accuracy and completeness of this Statement. The Trustee does not accept any liability for any error, omission or misprint. All amounts shown in relation to benefits do not take into account any amounts which may be withheld to satisfy the requirements imposed by the Income Tax Assessment Act 1936.

Signed by all the trustees of the fund

\_\_\_\_\_  
Alison Rossetto  
Trustee

\_\_\_\_\_  
Nicholas Rossetto  
Trustee

# The Rossetto Superfund Members Summary

As at 30 June 2022

Opening Balances	Increases				Decreases					Closing Balance	
	Contributions	Transfers In	Net Earnings	Insurance Proceeds	Pensions Paid	Contributions Tax	Taxes Paid	Benefits Paid/ Transfers Out	Insurance Premiums		Member Expenses
<b>Alison Rossetto</b> (Age: 42)											
ROSALI00001A - Accumulation											
141,365.28	6,902.55		(6,414.74)			947.69		269.64		626.64	140,009.12
<b>141,365.28</b>	<b>6,902.55</b>		<b>(6,414.74)</b>			<b>947.69</b>		<b>269.64</b>		<b>626.64</b>	<b>140,009.12</b>
<b>Nicholas Rossetto</b> (Age: 51)											
ROSNIC00001A - Accumulation											
355,302.97			(15,820.07)					896.71			338,586.19
<b>355,302.97</b>			<b>(15,820.07)</b>					<b>896.71</b>			<b>338,586.19</b>
<b>496,668.25</b>	<b>6,902.55</b>		<b>(22,234.81)</b>			<b>947.69</b>		<b>1,166.35</b>		<b>626.64</b>	<b>478,595.31</b>

# 60400 - Bank Accounts

2022 Financial Year

Preparer Desiree Yutuc

Reviewer Steven Lee

Status Completed

Account Code	Description	CY Balance	LY Balance	Change
ANZ299519391	ANZ V2 Plus 2995-19391	\$8,348.48	\$14,144.72	(40.98)%
<b>TOTAL</b>		<b>CY Balance</b>	<b>LY Balance</b>	
		\$8,348.48	\$14,144.72	

## Supporting Documents

- Bank Statement Report [Report](#)
- 2022\_ANZ V2 Plus 19391.pdf [ANZ299519391](#)

## Standard Checklist

- Attach Copies of Bank Statements
- Attach copy of Bank Statement Report
- Ensure all Balances match Statement Balances at June 30
- Ensure all Transactions have been entered

# The Rossetto Superfund Bank Statement Report

For The Period 01 July 2021 to 30 June 2022

**Chart Code:** 60400 / ANZ299519391

**Account Name:** ANZ V2 Plus 2995-19391

**BSB and Account Number:** 017141 299519391

<b>Opening Balance</b>	-	<b>Total Debits</b>	+	<b>Total Credits</b>	=	<b>Closing Balance</b>	<b>Data Feed Used</b>
\$ 14,144.72		\$ 13,207.64		\$ 7,411.40		\$ 8,348.48	

Date	Description	Debit \$	Credit \$	Ledger Balance \$	Statement Balance \$	Variance \$
01/07/2021	Opening Balance			14,144.72		
01/07/2021	QUARTERLY INTEREST		11.68	14,156.40		
02/07/2021	DIRECT CREDIT - CREDIT FROM SUPERCHOICE P/L PC300621-118356597 TRUSTEE FOR ROSETTO SUPER FUND		558.35	14,714.75		
15/07/2021	PAYMENT TO AIA AUS SMSF 50121500-150721	52.22		14,662.53		
16/07/2021	DIRECT CREDIT CREDIT FROM SUPERCHOICE P/L PC140721-143732272 TRUSTEE FOR ROSETTO SUPER FUND		40.00	14,702.53		
02/08/2021	DIRECT CREDIT - CREDIT FROM SUPERCHOICE P/L PC280721-159979294 TRUSTEE FOR ROSETTO SUPER FUND		403.75	15,106.28		
13/08/2021	DIRECT CREDIT - CREDIT FROM SUPERCHOICE P/L PC110821-132374144 TRUSTEE FOR ROSETTO SUPER FUND		40.00	15,146.28		
16/08/2021	PAYMENT TO AIA AUS SMSF 50121500-160821	52.22		15,094.06		
25/08/2021	ANZ INTERNET BANKING BILLPAY TAX OFFICE PAYMENTS 465920	839.00		14,255.06		
27/08/2021	DIRECT CREDIT - CREDIT FROM SUPERCHOICE P/L PC250821-114690728 TRUSTEE FOR ROSETTO SUPER FUND		403.75	14,658.81		
10/09/2021	DIRECT CREDIT - CREDIT FROM SUPERCHOICE P/L PC080921-157899199 TRUSTEE FOR ROSETTO SUPER FUND		40.00	14,698.81		
15/09/2021	PAYMENT TO AIA AUS SMSF 50121500-150921	52.22		14,646.59		
24/09/2021	DIRECT CREDIT CREDIT FROM SUPERCHOICE P/L PC220921-172394315 TRUSTEE FOR ROSETTO SUPER FUND		403.75	15,050.34		
01/10/2021	QUARTERLY INTEREST		12.31	15,062.65		



# The Rossetto Superfund Bank Statement Report

For The Period 01 July 2021 to 30 June 2022

Date	Description	Debit \$	Credit \$	Ledger Balance \$	Statement Balance \$	Variance \$
01/10/2021	ANZ INTERNET BANKING BILLPAY INTERACTIVE BR AUS 288585	10,000.00		5,062.65		
08/10/2021	DIRECT CREDIT - CREDIT FROM SUPERCHOICE P/L PC061021-108117547 TRUSTEE FOR ROSETTO SUPER FUND		40.00	5,102.65		
15/10/2021	PAYMENT TO AIA AUS SMSF 50121500-151021	52.22		5,050.43		
22/10/2021	DIRECT CREDIT - CREDIT FROM SUPERCHOICE P/L PC201021-12230516: TRUSTEE FOR ROSETTO SUPER FUND		639.02	5,689.45		
05/11/2021	DIRECT CREDIT - CREDIT FROM SUPERCHOICE P/L PC031121-12309058 TRUSTEE FOR ROSETTO SUPER FUND		40.00	5,729.45		
15/11/2021	PAYMENT TO AIA AUS SMSF 50121500-151121	52.22		5,677.23		
19/11/2021	DIRECT CREDIT - CREDIT FROM SUPERCHOICE P/L PC171121-13430047 TRUSTEE FOR ROSETTO SUPER FUND		40.00	5,717.23		
03/12/2021	DIRECT CREDIT - CREDIT FROM SUPERCHOICE P/L PC011221-19774315 TRUSTEE FOR ROSETTO SUPER FUND		645.15	6,362.38		
15/12/2021	PAYMENT TO AIA AUS SMSF 50121500-151221	52.22		6,310.16		
17/12/2021	DIRECT CREDIT CREDIT FROM SUPERCHOICE P/L PC151221-149043613 TRUSTEE FOR ROSETTO SUPER FUND		40.00	6,350.16		
30/12/2021	DIRECT CREDIT CREDIT FROM SUPERCHOICE P/L PC241221-132865539 TRUSTEE FOR ROSETTO SUPER FUND		443.44	6,793.60		
01/01/2022	QUARTERLY INTEREST		4.86	6,798.46		
14/01/2022	DIRECT CREDIT - CREDIT FROM SUPERCHOICE P/L C120122-186669307 TRUSTEE FOR ROSETTO SUPER FUND		40.00	6,838.46		
17/01/2022	PAYMENT TO AIA AUS SMSF 50121500-170122	52.22		6,786.24		
31/01/2022	DIRECT CREDIT - CREDIT FROM SUPERCHOICE P/L PC270122-139598183 TRUSTEE FOR ROSETTO SUPER FUND		443.44	7,229.68		
11/02/2022	DIRECT CREDIT CREDIT FROM SUPERCHOICE P/L PC090222-144705594 TRUSTEE FOR ROSETTO SUPER FUND		40.00	7,269.68		
15/02/2022	PAYMENT TO AJA AUS SMSF 50121500-150222 [PAYMENT TO AIA AUS SMSF 50121500-150222]	52.22		7,217.46		

# The Rossetto Superfund Bank Statement Report

For The Period 01 July 2021 to 30 June 2022

Date	Description	Debit \$	Credit \$	Ledger Balance \$	Statement Balance \$	Variance \$
25/02/2022	DIRECT CREDIT CREDIT FROM SUPERCHOICE P/L PC230222-14586311 TRUSTEE FOR ROSETTO SUPER FUND		443.44	7,660.90		
14/03/2022	DEPOSIT FROM PRECISION CH PASCH2203090003629		241.72	7,902.62		
16/03/2022	PAYMENT TO AIA AUS SMSF 50121500-160322	52.22		7,850.40		
28/03/2022	DEPOSIT FROM PRECISION CH PASCH2203230001186		241.72	8,092.12		
01/04/2022	QUARTERLY INTEREST		5.98	8,098.10		
11/04/2022	DEPOSIT FROM PRECISION CH PASCH2204060001513		241.72	8,339.82		
14/04/2022	PAYMENT TO AIA AUS SMSF 50121500-140422	52.22		8,287.60		
19/04/2022	ANZ INTERNET BANKING BILLPAY TAX OFFICE PAYMENTS 357771	642.00		7,645.60		
21/04/2022	WITHDRAWAL ANZ INTERNET BANKING PAYMENT 456643	1,100.00		6,545.60		
26/04/2022	DEPOSIT FROM PRECISION CH PASCH2204200001620		241.72	6,787.32		
03/05/2022	DEPOSIT FROM ATO ATO002000016387047		474.02	7,261.34		
12/05/2022	DEPOSIT FROM ATO ATO007000015955742		224.70	7,486.04		
16/05/2022	PAYMENT TO AIA AUS SMSF 50121500-160522	52.22		7,433.82		
23/05/2022	DEPOSIT FROM PRECISION CH PASCH2205180003376		483.44	7,917.26		
06/06/2022	DEPOSIT FROM PRECISION CH PASCH2205310005280		241.72	8,158.98		
17/06/2022	PAYMENT TO AIA AUS SMSF 50121500-170622	52.22		8,106.76		
20/06/2022	DEPOSIT FROM PRECISION CH PASCH2206140008783		241.72	8,348.48		
30/06/2022	CLOSING BALANCE			8,348.48		
		<u>13,207.64</u>	<u>7,411.40</u>			



# ANZ V2 PLUS STATEMENT

STATEMENT NUMBER 99

01 JULY 2021 TO 31 JULY 2021

THE TRUSTEES  
THE ROSSETTO SUPER FUND  
373B PARK STREET  
NEW TOWN TAS 7008

## WELCOME TO YOUR ANZ ACCOUNT AT A GLANCE

### Account Details

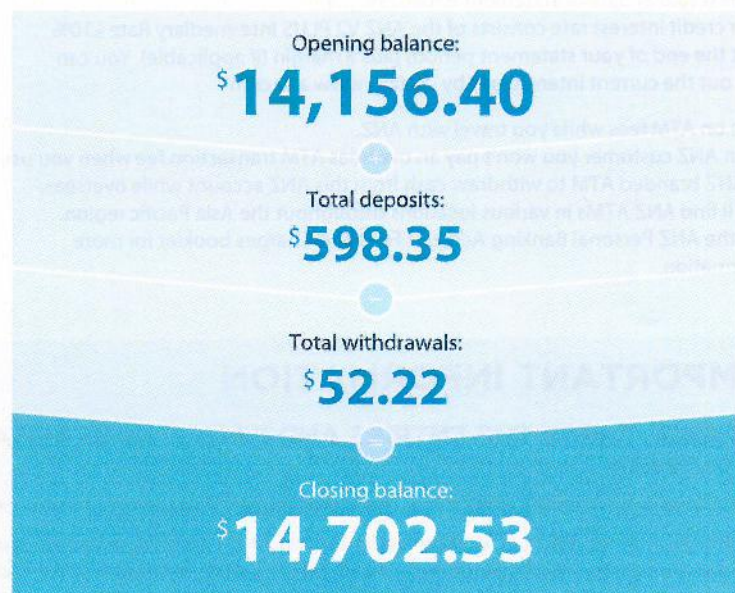
NICHOLAS ROSSETTO & ALISON  
ROSSETTO ATF  
THE ROSSETTO SUPER FUND

### Branch Number (BSB)

017-141

### Account Number

2995-19391



### Notice something different?

Welcome to your new look statement. You can find out more here [anz.com/yourstatement](http://anz.com/yourstatement)

If you haven't already switched off paper for your ANZ V2 PLUS statement, follow the link above to find out how.

### NEED TO GET IN TOUCH?

 Enquiries: 13 28 33 Lost/Stolen Cards: 1800 033 844 Fax: 1800 671 800	OR	 ANZ Internet Banking <a href="http://www.anz.com">www.anz.com</a>	OR	 V2 PLUS Service Centre Locked Bag 3000, Collins St West MELBOURNE VIC 8007
---	----	--	----	--



# ANZ V2 PLUS STATEMENT

Account Number: 2995-19391

## Transaction Details

Please retain this statement for taxation purposes

Date	Transaction Details	Withdrawals (\$)	Deposits (\$)	Balance (\$)
<b>2021</b>				
01 JUL	<b>OPENING BALANCE</b>			<b>14,156.40</b>
02 JUL	<b>DIRECT CREDIT - CREDIT</b> FROM SUPERCHOICE P/L PC300621-118356597 TRUSTEE FOR ROSETTO SUPER FUND		558.35	14,714.75
15 JUL	<b>PAYMENT</b> TO AIA AUS SMSF 50121500-150721	52.22		14,662.53
16 JUL	<b>DIRECT CREDIT - CREDIT</b> FROM SUPERCHOICE P/L PC140721-143732272 TRUSTEE FOR ROSETTO SUPER FUND		40.00	14,702.53
<b>TOTALS AT END OF PAGE</b>		<b>\$52.22</b>	<b>\$598.35</b>	
<b>TOTALS AT END OF PERIOD</b>		<b>\$52.22</b>	<b>\$598.35</b>	<b>\$14,702.53</b>

Interest rate at date of statement issue .33% p.a  
Your credit interest rate consists of the ANZ V2 PLUS Intermediary Rate (.10% as at the end of your statement period) plus a margin (if applicable). You can find out the current interest rate by visiting [www.anz.com](http://www.anz.com)

Save on ATM fees while you travel with ANZ.  
As an ANZ customer you won't pay an overseas ATM transaction fee when you use an ANZ branded ATM to withdraw cash from this ANZ account while overseas. You'll find ANZ ATMs in various locations throughout the Asia Pacific region. See the ANZ Personal Banking Account Fees and Charges booklet for more information.

## IMPORTANT INFORMATION

### PLEASE CHECK THE ENTRIES AND CALL 13 28 33 REGARDING ANY ERRORS ON THIS STATEMENT.

All entries generated are subject to authorization and verification and if necessary, adjustments will appear on a later statement.

If you have a complaint or unresolved issue with ANZ's product or service please call our National Feedback Line **1800 805 154** and advise us. Further information in relation to ANZ's dispute resolution process and this product (including details of benefits or fees and charges) is available on request and you can access this information by reviewing the Product Terms and Conditions, and Fees and Charges booklets which can be found at [www.anz.com](http://www.anz.com) or by calling **13 28 33**.



# ANZ V2 PLUS STATEMENT

STATEMENT NUMBER 100

01 AUGUST 2021 TO 31 AUGUST 2021

THE TRUSTEES  
THE ROSSETTO SUPER FUND  
373B PARK STREET  
NEW TOWN TAS 7008

## WELCOME TO YOUR ANZ ACCOUNT AT A GLANCE

### Account Details

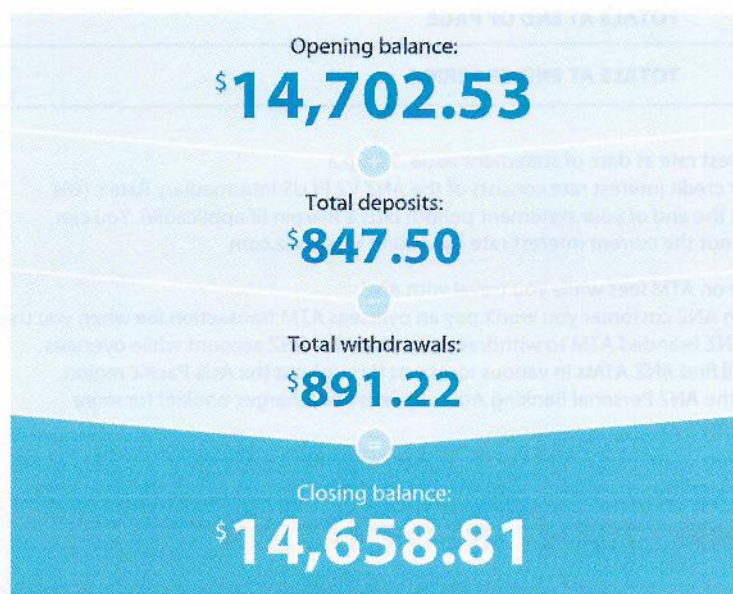
NICHOLAS ROSSETTO & ALISON  
ROSSETTO ATF  
THE ROSSETTO SUPER FUND

### Branch Number (BSB)

017-141

### Account Number

2995-19391



### Notice something different?

Welcome to your new look statement. You can find out more here [anz.com/yourstatement](http://anz.com/yourstatement)

If you haven't already switched off paper for your ANZ V2 PLUS statement, follow the link above to find out how.

### NEED TO GET IN TOUCH?

 Enquiries: 13 28 33 Lost/Stolen Cards: 1800 033 844 Fax: 1800 671 800	OR	 ANZ Internet Banking <a href="http://www.anz.com">www.anz.com</a>	OR	 V2 PLUS Service Centre Locked Bag 3000, Collins St West MELBOURNE VIC 8007
---	----	--	----	--

5001285001





# ANZ V2 PLUS STATEMENT

Account Number: 2995-19391

## Transaction Details

Please retain this statement for taxation purposes

Date	Transaction Details	Withdrawals (\$)	Deposits (\$)	Balance (\$)
<b>2021</b>				
01 AUG	<b>OPENING BALANCE</b>			<b>14,702.53</b>
02 AUG	<b>DIRECT CREDIT - CREDIT</b> FROM SUPERCHOICE P/L PC280721-159979294 TRUSTEE FOR ROSETTO SUPER FUND		403.75	15,106.28
13 AUG	<b>DIRECT CREDIT - CREDIT</b> FROM SUPERCHOICE P/L PC110821-132374144 TRUSTEE FOR ROSETTO SUPER FUND		40.00	15,146.28
16 AUG	<b>PAYMENT</b> TO AIA AUS SMSF 50121500-160821	52.22		15,094.06
25 AUG	<b>ANZ INTERNET BANKING BILLPAY</b> TAX OFFICE PAYMENTS 465920	839.00		14,255.06
27 AUG	<b>DIRECT CREDIT - CREDIT</b> FROM SUPERCHOICE P/L PC250821-114690728 TRUSTEE FOR ROSETTO SUPER FUND		403.75	14,658.81
	<b>TOTALS AT END OF PAGE</b>	<b>\$891.22</b>	<b>\$847.50</b>	
	<b>TOTALS AT END OF PERIOD</b>	<b>\$891.22</b>	<b>\$847.50</b>	<b>\$14,658.81</b>

Interest rate at date of statement issue .33% p.a  
Your credit interest rate consists of the ANZ V2 PLUS Intermediary Rate (.10% as at the end of your statement period) plus a margin (if applicable). You can find out the current interest rate by visiting [www.anz.com](http://www.anz.com)

Save on ATM fees while you travel with ANZ.  
As an ANZ customer you won't pay an overseas ATM transaction fee when you use an ANZ branded ATM to withdraw cash from this ANZ account while overseas. You'll find ANZ ATMs in various locations throughout the Asia Pacific region. See the ANZ Personal Banking Account Fees and Charges booklet for more information.

## IMPORTANT INFORMATION

### PLEASE CHECK THE ENTRIES AND CALL 13 28 33 REGARDING ANY ERRORS ON THIS STATEMENT.

All entries generated are subject to authorization and verification and if necessary, adjustments will appear on a later statement.

If you have a complaint or unresolved issue with ANZ's product or service please call our National Feedback Line **1800 805 154** and advise us. Further information in relation to ANZ's dispute resolution process and this product (including details of benefits or fees and charges) is available on request and you can access this information by reviewing the Product Terms and Conditions, and Fees and Charges booklets which can be found at [www.anz.com](http://www.anz.com) or by calling **13 28 33**.



# ANZ V2 PLUS STATEMENT

STATEMENT NUMBER 101

01 SEPTEMBER 2021 TO 30 SEPTEMBER 2021

THE TRUSTEES  
THE ROSSETTO SUPER FUND  
373B PARK STREET  
NEW TOWN TAS 7008

## WELCOME TO YOUR ANZ ACCOUNT AT A GLANCE

### Account Details

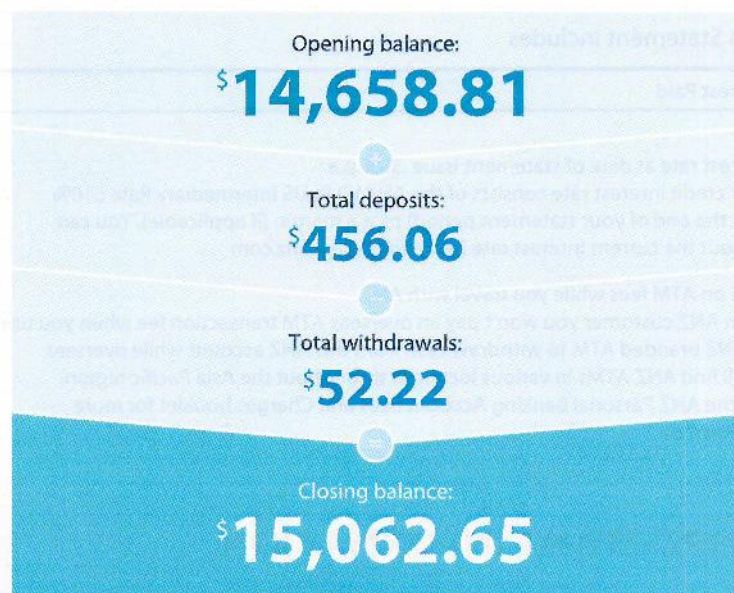
NICHOLAS ROSSETTO & ALISON  
ROSSETTO ATF  
THE ROSSETTO SUPER FUND

### Branch Number (BSB)

017-141

### Account Number

2995-19391



### Notice something different?

Welcome to your new look statement. You can find out more here [anz.com/yourstatement](http://anz.com/yourstatement)

If you haven't already switched off paper for your ANZ V2 PLUS statement, follow the link above to find out how.

### NEED TO GET IN TOUCH?

 Enquiries: 13 28 33 Lost/Stolen Cards: 1800 033 844 Fax: 1800 671 800	OR	 ANZ Internet Banking <a href="http://www.anz.com">www.anz.com</a>	OR	 V2 PLUS Service Centre Locked Bag 3000, Collins St West MELBOURNE VIC 8007
---	----	--	----	--



# ANZ V2 PLUS STATEMENT

Account Number: 2995-19391

## Transaction Details

Please retain this statement for taxation purposes

Date	Transaction Details	Withdrawals (\$)	Deposits (\$)	Balance (\$)
<b>2021</b>				
01 SEP	<b>OPENING BALANCE</b>			<b>14,658.81</b>
10 SEP	<b>DIRECT CREDIT - CREDIT</b> FROM SUPERCHOICE P/L PC080921-157899199 TRUSTEE FOR ROSETTO SUPER FUND		40.00	14,698.81
15 SEP	<b>PAYMENT</b> TO AIA AUS SMSF 50121500-150921	52.22		14,646.59
24 SEP	<b>DIRECT CREDIT - CREDIT</b> FROM SUPERCHOICE P/L PC220921-172394315 TRUSTEE FOR ROSETTO SUPER FUND		403.75	15,050.34
01 OCT	<b>QUARTERLY INTEREST</b>		12.31	15,062.65
	<b>TOTALS AT END OF PAGE</b>	<b>\$52.22</b>	<b>\$456.06</b>	
	<b>TOTALS AT END OF PERIOD</b>	<b>\$52.22</b>	<b>\$456.06</b>	<b>\$15,062.65</b>

## This Statement Includes

Interest Paid	\$12.31
---------------	---------

Interest rate at date of statement issue .33% p.a  
Your credit interest rate consists of the ANZ V2 PLUS Intermediary Rate (.10% as at the end of your statement period) plus a margin (if applicable). You can find out the current interest rate by visiting [www.anz.com](http://www.anz.com)

Save on ATM fees while you travel with ANZ.  
As an ANZ customer you won't pay an overseas ATM transaction fee when you use an ANZ branded ATM to withdraw cash from this ANZ account while overseas. You'll find ANZ ATMs in various locations throughout the Asia Pacific region. See the ANZ Personal Banking Account Fees and Charges booklet for more information.

## IMPORTANT INFORMATION

### PLEASE CHECK THE ENTRIES AND CALL 13 28 33 REGARDING ANY ERRORS ON THIS STATEMENT.

All entries generated are subject to authorization and verification and if necessary, adjustments will appear on a later statement.

If you have a complaint or unresolved issue with ANZ's product or service please call our National Feedback Line **1800 805 154** and advise us. Further information in relation to ANZ's dispute resolution process and this product (including details of benefits or fees and charges) is available on request and you can access this information by reviewing the Product Terms and Conditions, and Fees and Charges booklets which can be found at [www.anz.com](http://www.anz.com) or by calling **13 28 33**.





# ANZ V2 PLUS STATEMENT

STATEMENT NUMBER 102

01 OCTOBER 2021 TO 31 OCTOBER 2021

THE TRUSTEES  
THE ROSSETTO SUPER FUND  
373B PARK STREET  
NEW TOWN TAS 7008

## WELCOME TO YOUR ANZ ACCOUNT AT A GLANCE

### Account Details

NICHOLAS ROSSETTO & ALISON  
ROSSETTO ATF  
THE ROSSETTO SUPER FUND

### Branch Number (BSB)

017-141

### Account Number

2995-19391

Opening balance:  
**\$15,062.65**

Total deposits:  
**\$679.02**

Total withdrawals:  
**\$10,052.22**

Closing balance:  
**\$5,689.45**

### Notice something different?

Welcome to your new look statement. You can find out more here [anz.com/yourstatement](http://anz.com/yourstatement)

If you haven't already switched off paper for your ANZ V2 PLUS statement, follow the link above to find out how.

### NEED TO GET IN TOUCH?



Enquiries: 13 28 33  
Lost/Stolen Cards: 1800 033 844  
Fax: 1800 671 800

OR



ANZ Internet Banking  
[www.anz.com](http://www.anz.com)

OR



V2 PLUS Service Centre  
Locked Bag 3000, Collins St West  
MELBOURNE VIC 8007

# ANZ V2 PLUS STATEMENT

Account Number: 2995-19391

## Transaction Details

Please retain this statement for taxation purposes

Date	Transaction Details	Withdrawals (\$)	Deposits (\$)	Balance (\$)
<b>2021</b>				
<b>01 OCT</b>	<b>OPENING BALANCE</b>			<b>15,062.65</b>
01 OCT	ANZ INTERNET BANKING BILLPAY INTERACTIVE BR AUS 288585	10,000.00		5,062.65
08 OCT	DIRECT CREDIT - CREDIT FROM SUPERCHOICE P/L PC061021-108117547 TRUSTEE FOR ROSETTO SUPER FUND		40.00	5,102.65
15 OCT	PAYMENT TO AIA AUS SMSF 50121500-151021	52.22		5,050.43
22 OCT	DIRECT CREDIT - CREDIT FROM SUPERCHOICE P/L PC201021-122305163 TRUSTEE FOR ROSETTO SUPER FUND		639.02	5,689.45
	<b>TOTALS AT END OF PAGE</b>	<b>\$10,052.22</b>	<b>\$679.02</b>	
	<b>TOTALS AT END OF PERIOD</b>	<b>\$10,052.22</b>	<b>\$679.02</b>	<b>\$5,689.45</b>

Interest rate at date of statement issue .33% p.a  
Your credit interest rate consists of the ANZ V2 PLUS Intermediary Rate (.10% as at the end of your statement period) plus a margin (if applicable). You can find out the current interest rate by visiting [www.anz.com](http://www.anz.com)

Save on ATM fees while you travel with ANZ.  
As an ANZ customer you won't pay an overseas ATM transaction fee when you use an ANZ branded ATM to withdraw cash from this ANZ account while overseas. You'll find ANZ ATMs in various locations throughout the Asia Pacific region. See the ANZ Personal Banking Account Fees and Charges booklet for more information.

## IMPORTANT INFORMATION

### PLEASE CHECK THE ENTRIES AND CALL 13 28 33 REGARDING ANY ERRORS ON THIS STATEMENT.

All entries generated are subject to authorization and verification and if necessary, adjustments will appear on a later statement.

If you have a complaint or unresolved issue with ANZ's product or service please call our National Feedback Line **1800 805 154** and advise us. Further information in relation to ANZ's dispute resolution process and this product (including details of benefits or fees and charges) is available on request and you can access this information by reviewing the Product Terms and Conditions, and Fees and Charges booklets which can be found at [www.anz.com](http://www.anz.com) or by calling **13 28 33**.





# ANZ V2 PLUS STATEMENT

STATEMENT NUMBER 103

01 NOVEMBER 2021 TO 30 NOVEMBER 2021

THE TRUSTEES  
THE ROSSETTO SUPER FUND  
373B PARK STREET  
NEW TOWN TAS 7008

## WELCOME TO YOUR ANZ ACCOUNT AT A GLANCE

### Account Details

NICHOLAS ROSSETTO & ALISON  
ROSSETTO ATF  
THE ROSSETTO SUPER FUND

### Branch Number (BSB)

017-141

### Account Number

2995-19391



### Notice something different?

Welcome to your new look statement. You can find out more here [anz.com/yourstatement](http://anz.com/yourstatement)

If you haven't already switched off paper for your ANZ V2 PLUS statement, follow the link above to find out how.

### NEED TO GET IN TOUCH?

 Enquiries: 13 28 33 Lost/Stolen Cards: 1800 033 844 Fax: 1800 671 800	OR	 ANZ Internet Banking <a href="http://www.anz.com">www.anz.com</a>	OR	 V2 PLUS Service Centre Locked Bag 3000, Collins St West MELBOURNE VIC 8007
---	----	--	----	--

# ANZ V2 PLUS STATEMENT

Account Number: 2995-19391

## Transaction Details

Please retain this statement for taxation purposes

Date	Transaction Details	Withdrawals (\$)	Deposits (\$)	Balance (\$)
<b>2021</b>				
01 NOV	<b>OPENING BALANCE</b>			<b>5,689.45</b>
05 NOV	<b>DIRECT CREDIT - CREDIT</b> FROM SUPERCHOICE P/L PC031121-123090588 TRUSTEE FOR ROSETTO SUPER FUND		40.00	5,729.45
15 NOV	<b>PAYMENT</b> TO AIA AUS SMSF 50121500-151121	52.22		5,677.23
19 NOV	<b>DIRECT CREDIT - CREDIT</b> FROM SUPERCHOICE P/L PC171121-134300478 TRUSTEE FOR ROSETTO SUPER FUND		40.00	5,717.23
<b>TOTALS AT END OF PAGE</b>		<b>\$52.22</b>	<b>\$80.00</b>	
<b>TOTALS AT END OF PERIOD</b>		<b>\$52.22</b>	<b>\$80.00</b>	<b>\$5,717.23</b>

Interest rate at date of statement issue .33% p.a  
Your credit interest rate consists of the ANZ V2 PLUS Intermediary Rate (.10% as at the end of your statement period) plus a margin (if applicable). You can find out the current interest rate by visiting [www.anz.com](http://www.anz.com)

Save on ATM fees while you travel with ANZ.  
As an ANZ customer you won't pay an overseas ATM transaction fee when you use an ANZ branded ATM to withdraw cash from this ANZ account while overseas. You'll find ANZ ATMs in various locations throughout the Asia Pacific region. See the ANZ Personal Banking Account Fees and Charges booklet for more information.

## IMPORTANT INFORMATION

### PLEASE CHECK THE ENTRIES AND CALL 13 28 33 REGARDING ANY ERRORS ON THIS STATEMENT.

All entries generated are subject to authorization and verification and if necessary, adjustments will appear on a later statement.

If you have a complaint or unresolved issue with ANZ's product or service please call our National Feedback Line **1800 805 154** and advise us. Further information in relation to ANZ's dispute resolution process and this product (including details of benefits or fees and charges) is available on request and you can access this information by reviewing the Product Terms and Conditions, and Fees and Charges booklets which can be found at [www.anz.com](http://www.anz.com) or by calling **13 28 33**.





# ANZ V2 PLUS STATEMENT

STATEMENT NUMBER 104

01 DECEMBER 2021 TO 31 DECEMBER 2021

THE TRUSTEES  
THE ROSSETTO SUPER FUND  
373B PARK STREET  
NEW TOWN TAS 7008

## WELCOME TO YOUR ANZ ACCOUNT AT A GLANCE

### Account Details

NICHOLAS ROSSETTO & ALISON  
ROSSETTO ATF  
THE ROSSETTO SUPER FUND

### Branch Number (BSB)

017-141

### Account Number

2995-19391



### Notice something different?

Welcome to your new look statement. You can find out more here [anz.com/yourstatement](http://anz.com/yourstatement)

If you haven't already switched off paper for your ANZ V2 PLUS statement, follow the link above to find out how.

### NEED TO GET IN TOUCH?

 Enquiries: 13 28 33 Lost/Stolen Cards: 1800 033 844 Fax: 1800 671 800	OR	 ANZ Internet Banking <a href="http://www.anz.com">www.anz.com</a>	OR	 V2 PLUS Service Centre Locked Bag 3000, Collins St West MELBOURNE VIC 8007
---	----	--	----	--

500374001





# ANZ V2 PLUS STATEMENT

Account Number: 2995-19391

## Transaction Details

Please retain this statement for taxation purposes

Date	Transaction Details	Withdrawals (\$)	Deposits (\$)	Balance (\$)
<b>2021</b>				
01 DEC	<b>OPENING BALANCE</b>			<b>5,717.23</b>
03 DEC	<b>DIRECT CREDIT - CREDIT</b> FROM SUPERCHOICE P/L PC011221-197743154 TRUSTEE FOR ROSETTO SUPER FUND		645.15	6,362.38
15 DEC	<b>PAYMENT</b> TO AIA AUS SMSF 50121500-151221	52.22		6,310.16
17 DEC	<b>DIRECT CREDIT - CREDIT</b> FROM SUPERCHOICE P/L PC151221-149043613 TRUSTEE FOR ROSETTO SUPER FUND		40.00	6,350.16
30 DEC	<b>DIRECT CREDIT - CREDIT</b> FROM SUPERCHOICE P/L PC241221-132865539 TRUSTEE FOR ROSETTO SUPER FUND		443.44	6,793.60
<b>2022</b>				
01 JAN	<b>QUARTERLY INTEREST</b>		4.86	6,798.46
<b>TOTALS AT END OF PAGE</b>		<b>\$52.22</b>	<b>\$1,133.45</b>	
<b>TOTALS AT END OF PERIOD</b>		<b>\$52.22</b>	<b>\$1,133.45</b>	<b>\$6,798.46</b>

## This Statement Includes

Interest Paid	\$4.86
---------------	--------

Interest rate at date of statement issue .33% p.a  
Your credit interest rate consists of the ANZ V2 PLUS Intermediary Rate (.10% as at the end of your statement period) plus a margin (if applicable). You can find out the current interest rate by visiting [www.anz.com](http://www.anz.com)

Save on ATM fees while you travel with ANZ.  
As an ANZ customer you won't pay an overseas ATM transaction fee when you use an ANZ branded ATM to withdraw cash from this ANZ account while overseas. You'll find ANZ ATMs in various locations throughout the Asia Pacific region. See the ANZ Personal Banking Account Fees and Charges booklet for more information.

## IMPORTANT INFORMATION

### PLEASE CHECK THE ENTRIES AND CALL 13 28 33 REGARDING ANY ERRORS ON THIS STATEMENT.

All entries generated are subject to authorization and verification and if necessary, adjustments will appear on a later statement.

If you have a complaint or unresolved issue with ANZ's product or service please call our National Feedback Line **1800 805 154** and advise us. Further information in relation to ANZ's dispute resolution process and this product (including details of benefits or fees and charges) is available on request and you can access this information by reviewing the Product Terms and Conditions, and Fees and Charges booklets which can be found at [www.anz.com](http://www.anz.com) or by calling **13 28 33**.





# ANZ V2 PLUS STATEMENT

STATEMENT NUMBER 105

01 JANUARY 2022 TO 31 JANUARY 2022

THE TRUSTEES  
THE ROSSETTO SUPER FUND  
373B PARK STREET  
NEW TOWN TAS 7008

## WELCOME TO YOUR ANZ ACCOUNT AT A GLANCE

### Account Details

NICHOLAS ROSSETTO & ALISON  
ROSSETTO ATF  
THE ROSSETTO SUPER FUND

### Branch Number (BSB)

017-141

### Account Number

2995-19391



### Notice something different?

Welcome to your new look statement. You can find out more here [anz.com/yourstatement](http://anz.com/yourstatement)

If you haven't already switched off paper for your ANZ V2 PLUS statement, follow the link above to find out how.

### NEED TO GET IN TOUCH?

 Enquiries: 13 28 33 Lost/Stolen Cards: 1800 033 844 Fax: 1800 671 800	OR	 ANZ Internet Banking <a href="http://www.anz.com">www.anz.com</a>	OR	 V2 PLUS Service Centre Locked Bag 3000, Collins St West MELBOURNE VIC 8007
---	----	--	----	--

5000340001



# ANZ V2 PLUS STATEMENT

Account Number: 2995-19391

## Transaction Details

Please retain this statement for taxation purposes

Date	Transaction Details	Withdrawals (\$)	Deposits (\$)	Balance (\$)
<b>2022</b>				
<b>01 JAN</b>	<b>OPENING BALANCE</b>			<b>6,798.46</b>
14 JAN	<b>DIRECT CREDIT - CREDIT</b> FROM SUPERCHOICE P/L PC120122-186669307 TRUSTEE FOR ROSETTO SUPER FUND		40.00	6,838.46
17 JAN	<b>PAYMENT</b> TO AIA AUS SMSF 50121500-170122	52.22		6,786.24
31 JAN	<b>DIRECT CREDIT - CREDIT</b> FROM SUPERCHOICE P/L PC270122-139598183 TRUSTEE FOR ROSETTO SUPER FUND		443.44	7,229.68
<b>TOTALS AT END OF PAGE</b>		<b>\$52.22</b>	<b>\$483.44</b>	
<b>TOTALS AT END OF PERIOD</b>		<b>\$52.22</b>	<b>\$483.44</b>	<b>\$7,229.68</b>

Interest rate at date of statement issue .33% p.a  
Your credit interest rate consists of the ANZ V2 PLUS Intermediary Rate (.10% as at the end of your statement period) plus a margin (if applicable). You can find out the current interest rate by visiting [www.anz.com](http://www.anz.com)

Save on ATM fees while you travel with ANZ.  
As an ANZ customer you won't pay an overseas ATM transaction fee when you use an ANZ branded ATM to withdraw cash from this ANZ account while overseas. You'll find ANZ ATMs in various locations throughout the Asia Pacific region. See the ANZ Personal Banking Account Fees and Charges booklet for more information.

## IMPORTANT INFORMATION

### PLEASE CHECK THE ENTRIES AND CALL 13 28 33 REGARDING ANY ERRORS ON THIS STATEMENT.

All entries generated are subject to authorization and verification and if necessary, adjustments will appear on a later statement.

If you have a complaint or unresolved issue with ANZ's product or service please call our National Feedback Line **1800 805 154** and advise us. Further information in relation to ANZ's dispute resolution process and this product (including details of benefits or fees and charges) is available on request and you can access this information by reviewing the Product Terms and Conditions, and Fees and Charges booklets which can be found at [www.anz.com](http://www.anz.com) or by calling **13 28 33**.





# ANZ V2 PLUS STATEMENT

STATEMENT NUMBER 106

01 FEBRUARY 2022 TO 28 FEBRUARY 2022

THE TRUSTEES  
THE ROSSETTO SUPER FUND  
373B PARK STREET  
NEW TOWN TAS 7008

## WELCOME TO YOUR ANZ ACCOUNT AT A GLANCE

### Account Details

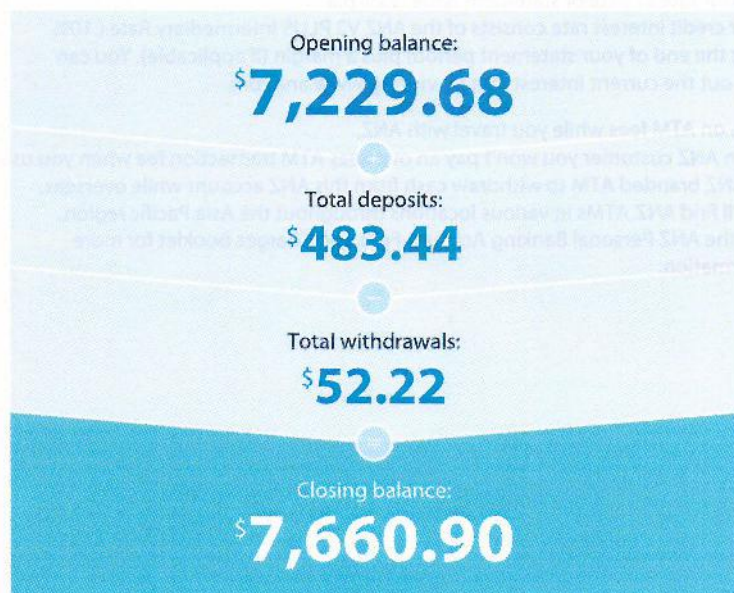
NICHOLAS ROSSETTO & ALISON  
ROSSETTO ATF  
THE ROSSETTO SUPER FUND

### Branch Number (BSB)

017-141

### Account Number

2995-19391



### Notice something different?

Welcome to your new look statement. You can find out more here [anz.com/yourstatement](http://anz.com/yourstatement)

If you haven't already switched off paper for your ANZ V2 PLUS statement, follow the link above to find out how.

### NEED TO GET IN TOUCH?

 Enquiries: 13 28 33 Lost/Stolen Cards: 1800 033 844 Fax: 1800 671 800	OR	 ANZ Internet Banking <a href="http://www.anz.com">www.anz.com</a>	OR	 V2 PLUS Service Centre Locked Bag 3000, Collins St West MELBOURNE VIC 8007
---	----	--	----	--

M000181C02



# ANZ V2 PLUS STATEMENT

Account Number: 2995-19391

## Transaction Details

Please retain this statement for taxation purposes

Date	Transaction Details	Withdrawals (\$)	Deposits (\$)	Balance (\$)
<b>2022</b>				
<b>01 FEB</b>	<b>OPENING BALANCE</b>			<b>7,229.68</b>
11 FEB	<b>DIRECT CREDIT - CREDIT</b> FROM SUPERCHOICE P/L PC090222-144705594 TRUSTEE FOR ROSETTO SUPER FUND		40.00	7,269.68
15 FEB	<b>PAYMENT</b> TO AIA AUS SMSF 50121500-150222	52.22		7,217.46
25 FEB	<b>DIRECT CREDIT - CREDIT</b> FROM SUPERCHOICE P/L PC230222-145863111 TRUSTEE FOR ROSETTO SUPER FUND		443.44	7,660.90
<b>TOTALS AT END OF PAGE</b>		<b>\$52.22</b>	<b>\$483.44</b>	
<b>TOTALS AT END OF PERIOD</b>		<b>\$52.22</b>	<b>\$483.44</b>	<b>\$7,660.90</b>

Interest rate at date of statement issue .33% p.a  
Your credit interest rate consists of the ANZ V2 PLUS Intermediary Rate (.10% as at the end of your statement period) plus a margin (if applicable). You can find out the current interest rate by visiting [www.anz.com](http://www.anz.com)

Save on ATM fees while you travel with ANZ.  
As an ANZ customer you won't pay an overseas ATM transaction fee when you use an ANZ branded ATM to withdraw cash from this ANZ account while overseas. You'll find ANZ ATMs in various locations throughout the Asia Pacific region. See the ANZ Personal Banking Account Fees and Charges booklet for more information.



# ANZ V2 PLUS STATEMENT

Account Number: 2995-19391

## IMPORTANT INFORMATION

### PLEASE CHECK THE ENTRIES AND CALL 13 28 33 REGARDING ANY ERRORS ON THIS STATEMENT.

All entries generated are subject to authorisation and verification, and if necessary, adjustments will appear on a later statement.

Further information in relation to this product (including details of benefits or fees and charges) is available on request and you can access this information by reviewing the Terms and Conditions, and Fees and Charges brochures which can be found at [anz.com](http://anz.com) or by calling **13 13 14**.

If you have a complaint about an ANZ product or service, please contact us and we will try to resolve the issue as quickly as possible. Our customer complaints guide is available at <https://www.anz.com.au/support/contact-us/compliments-suggestions-complaints/>, alternatively you may wish to:

- |                 |  |                    |  |                  |  |
|-----------------|--|--------------------|--|------------------|--|
| <b>Call us:</b> | <ul style="list-style-type: none"><li>• General enquiries <b>13 13 14</b></li><li>• If you're overseas <b>+61 3 9683 9999</b></li><li>• ANZ Complaint Resolution Team on <b>1800 805 154</b></li><li>• If you're deaf, hard of hearing and/or have a speech impairment, call <b>133 677</b> or visit the <b>National Relay Service</b> at:<br/><a href="https://nrschat.nrscall.gov.au/nrs/internetrelay">https://nrschat.nrscall.gov.au/nrs/internetrelay</a></li></ul> | <b>Write to us</b> | <p>ANZ Complaint Resolution Team<br/>Locked Bag 4050,<br/>South Melbourne VIC 3205<br/>or <b>ANZ online complaints form:</b><br/><a href="https://www.anz.com.au/support/contact-us/compliments-suggestions-complaints/feedback/">https://www.anz.com.au/support/contact-us/compliments-suggestions-complaints/feedback/</a></p> | <b>Visit us:</b> | <p>At your nearest ANZ branch.<br/>If you have a Relationship Manager, please feel free to contact them.</p> |
|-----------------|--|--------------------|--|------------------|--|

If an issue has not been resolved to your satisfaction, you can lodge a complaint with the Australian Financial Complaints Authority (AFCA). AFCA provides fair and independent financial services complaint resolution that is free to consumers.

- |                |  |                  |   |
|----------------|--|------------------|---|
| <b>Call:</b>   | <p><b>1800 931 678</b> (free call within Australia),<br/>or <b>+61 1800 931 678</b> (International)</p>                            | <b>Write to:</b> | <p><b>Australian Financial Complaints Authority Limited</b><br/>GPO Box 3,<br/>Melbourne VIC 3001</p> |
| <b>Online:</b> | <p>Email: <a href="mailto:info@afca.org.au">info@afca.org.au</a><br/>Web: <a href="http://www.afca.org.au">www.afca.org.au</a></p> |                  |   |









# ANZ V2 PLUS STATEMENT

STATEMENT NUMBER 107

01 MARCH 2022 TO 31 MARCH 2022

THE TRUSTEES  
THE ROSSETTO SUPER FUND  
373B PARK STREET  
NEW TOWN TAS 7008

## WELCOME TO YOUR ANZ ACCOUNT AT A GLANCE

### Account Details

NICHOLAS ROSSETTO & ALISON  
ROSSETTO ATF  
THE ROSSETTO SUPER FUND

### Branch Number (BSB)

017-141

### Account Number

2995-19391



### Notice something different?

Welcome to your new look statement. You can find out more here [anz.com/yourstatement](http://anz.com/yourstatement)

If you haven't already switched off paper for your ANZ V2 PLUS statement, follow the link above to find out how.

### NEED TO GET IN TOUCH?

 Enquiries: 13 28 33 Lost/Stolen Cards: 1800 033 844 Fax: 1800 671 800	OR	 ANZ Internet Banking <a href="http://www.anz.com">www.anz.com</a>	OR	 V2 PLUS Service Centre Locked Bag 3000, Collins St West MELBOURNE VIC 8007
--	----	---	----	---

# ANZ V2 PLUS STATEMENT

Account Number: 2995-19391

## Transaction Details

Please retain this statement for taxation purposes

Date	Transaction Details	Withdrawals (\$)	Deposits (\$)	Balance (\$)
<b>2022</b>				
<b>01 MAR</b>	<b>OPENING BALANCE</b>			<b>7,660.90</b>
14 MAR	<b>DEPOSIT</b> FROM PRECISION CH PASCH2203090003629		241.72	7,902.62
16 MAR	<b>PAYMENT</b> TO AIA AUS SMSF 50121500-160322	52.22		7,850.40
28 MAR	<b>DEPOSIT</b> FROM PRECISION CH PASCH2203230001186		241.72	8,092.12
01 APR	<b>QUARTERLY INTEREST</b>		5.98	8,098.10
	<b>TOTALS AT END OF PAGE</b>	<b>\$52.22</b>	<b>\$489.42</b>	
	<b>TOTALS AT END OF PERIOD</b>	<b>\$52.22</b>	<b>\$489.42</b>	<b>\$8,098.10</b>

## This Statement Includes

Interest Paid	\$5.98
---------------	--------

Interest rate at date of statement issue .33% p.a  
Your credit interest rate consists of the ANZ V2 PLUS Intermediary Rate (.10% as at the end of your statement period) plus a margin (if applicable). You can find out the current interest rate by visiting [www.anz.com](http://www.anz.com)

Save on ATM fees while you travel with ANZ.  
As an ANZ customer you won't pay an overseas ATM transaction fee when you use an ANZ branded ATM to withdraw cash from this ANZ account while overseas. You'll find ANZ ATMs in various locations throughout the Asia Pacific region. See the ANZ Personal Banking Account Fees and Charges booklet for more information.



# ANZ V2 PLUS STATEMENT

Account Number: 2995-19391

## IMPORTANT INFORMATION

### PLEASE CHECK THE ENTRIES AND CALL 13 28 33 REGARDING ANY ERRORS ON THIS STATEMENT.

All entries generated are subject to authorisation and verification, and if necessary, adjustments will appear on a later statement.

Further information in relation to this product (including details of benefits or fees and charges) is available on request and you can access this information by reviewing the Terms and Conditions, and Fees and Charges brochures which can be found at [anz.com](http://anz.com) or by calling 13 13 14.

If you have a complaint about an ANZ product or service, please contact us and we will try to resolve the issue as quickly as possible. Our customer complaints guide is available at <https://www.anz.com.au/support/contact-us/compliments-suggestions-complaints/>, alternatively you may wish to:

- |                 |  |                    |  |                  |  |
|-----------------|--|--------------------|--|------------------|--|
| <b>Call us:</b> | <ul style="list-style-type: none"><li>• General enquiries <b>13 13 14</b></li><li>• If you're overseas <b>+61 3 9683 9999</b></li><li>• ANZ Complaint Resolution Team on <b>1800 805 154</b></li><li>• If you're deaf, hard of hearing and/or have a speech impairment, call <b>133 677</b> or visit the <b>National Relay Service</b> at:<br/><a href="https://nrschat.nrscall.gov.au/nrs/internetrelay">https://nrschat.nrscall.gov.au/nrs/internetrelay</a></li></ul> | <b>Write to us</b> | <p>ANZ Complaint Resolution Team<br/>Locked Bag 4050,<br/>South Melbourne VIC 3205<br/>or <b>ANZ online complaints form:</b><br/><a href="https://www.anz.com.au/support/contact-us/compliments-suggestions-complaints/feedback/">https://www.anz.com.au/support/contact-us/compliments-suggestions-complaints/feedback/</a></p> | <b>Visit us:</b> | <p>At your nearest ANZ branch.<br/>If you have a Relationship Manager, please feel free to contact them.</p> |
|-----------------|--|--------------------|--|------------------|--|

If an issue has not been resolved to your satisfaction, you can lodge a complaint with the Australian Financial Complaints Authority (AFCA). AFCA provides fair and independent financial services complaint resolution that is free to consumers.

- |                |  |                  |   |
|----------------|--|------------------|---|
| <b>Call:</b>   | <p><b>1800 931 678</b> (free call within Australia),<br/>or <b>+61 1800 931 678</b> (International)</p>                            | <b>Write to:</b> | <p><b>Australian Financial Complaints Authority Limited</b><br/>GPO Box 3,<br/>Melbourne VIC 3001</p> |
| <b>Online:</b> | <p>Email: <a href="mailto:info@afca.org.au">info@afca.org.au</a><br/>Web: <a href="http://www.afca.org.au">www.afca.org.au</a></p> |                  |   |

L000043









# ANZ V2 PLUS STATEMENT

STATEMENT NUMBER 108

01 APRIL 2022 TO 30 APRIL 2022

THE TRUSTEES  
THE ROSSETTO SUPER FUND  
373B PARK STREET  
NEW TOWN TAS 7008

## WELCOME TO YOUR ANZ ACCOUNT AT A GLANCE

### Account Details

NICHOLAS ROSSETTO & ALISON  
ROSSETTO ATF  
THE ROSSETTO SUPER FUND

### Branch Number (BSB)

017-141

### Account Number

2995-19391



### Notice something different?

Welcome to your new look statement. You can find out more here [anz.com/yourstatement](http://anz.com/yourstatement)

If you haven't already switched off paper for your ANZ V2 PLUS statement, follow the link above to find out how.

### NEED TO GET IN TOUCH?

 Enquiries: 13 28 33 Lost/Stolen Cards: 1800 033 844 Fax: 1800 671 800	OR	 ANZ Internet Banking <a href="http://www.anz.com">www.anz.com</a>	OR	 V2 PLUS Service Centre Locked Bag 3000, Collins St West MELBOURNE VIC 8007
---	----	--	----	--

M000613002

XPRV2P0001-2204300335

# ANZ V2 PLUS STATEMENT

Account Number: 2995-19391

## Transaction Details

Please retain this statement for taxation purposes

Date	Transaction Details	Withdrawals (\$)	Deposits (\$)	Balance (\$)
<b>2022</b>				
<b>01 APR</b>	<b>OPENING BALANCE</b>			<b>8,098.10</b>
11 APR	<b>DEPOSIT</b> FROM PRECISION CH PASCH2204060001513		241.72	8,339.82
14 APR	<b>PAYMENT</b> TO AIA AUS SMSF 50121500-140422	52.22		8,287.60
19 APR	<b>ANZ INTERNET BANKING BILLPAY</b> TAX OFFICE PAYMENTS 357771	642.00		7,645.60
21 APR	<b>WITHDRAWAL</b> ANZ INTERNET BANKING PAYMENT 456643	1,100.00		6,545.60
26 APR	<b>DEPOSIT</b> FROM PRECISION CH PASCH2204200001620		241.72	6,787.32
	<b>TOTALS AT END OF PAGE</b>	<b>\$1,794.22</b>	<b>\$483.44</b>	
	<b>TOTALS AT END OF PERIOD</b>	<b>\$1,794.22</b>	<b>\$483.44</b>	<b>\$6,787.32</b>

Interest rate at date of statement issue .25% p.a

Your credit interest rate consists of the ANZ V2 PLUS Intermediary Rate (.10% as at the end of your statement period) plus a margin (if applicable). You can find out the current interest rate by visiting [www.anz.com](http://www.anz.com)

Save on ATM fees while you travel with ANZ.

As an ANZ customer you won't pay an overseas ATM transaction fee when you use an ANZ branded ATM to withdraw cash from this ANZ account while overseas. You'll find ANZ ATMs in various locations throughout the Asia Pacific region. See the ANZ Personal Banking Account Fees and Charges booklet for more information.



# ANZ V2 PLUS STATEMENT

Account Number: 2995-19391

## IMPORTANT INFORMATION

### PLEASE CHECK THE ENTRIES AND CALL 13 28 33 REGARDING ANY ERRORS ON THIS STATEMENT.

All entries generated are subject to authorisation and verification, and if necessary, adjustments will appear on a later statement.

Further information in relation to this product (including details of benefits or fees and charges) is available on request and you can access this information by reviewing the Terms and Conditions, and Fees and Charges brochures which can be found at [anz.com](http://anz.com) or by calling **13 13 14**.

If you have a complaint about an ANZ product or service, please contact us and we will try to resolve the issue as quickly as possible. Our customer complaints guide is available at <https://www.anz.com.au/support/contact-us/compliments-suggestions-complaints/>, alternatively you may wish to:

- |             |  |              |  |              |   |
|-------------|--|--------------|--|--------------|---|
| <b>Call</b> | <ul style="list-style-type: none"><li>• General enquiries <b>13 13 14</b></li></ul>  | <b>Write</b> | ANZ Complaint Resolution Team  | <b>Visit</b> | At your nearest ANZ branch.   |
| <b>us:</b>  | <ul style="list-style-type: none"><li>• If you're overseas <b>+61 3 9683 9999</b></li><li>• ANZ Complaint Resolution Team on <b>1800 805 154</b></li><li>• If you're deaf, hard of hearing and/or have a speech impairment, call <b>133 677</b> or visit the <b>National Relay Service</b> at:<br/><a href="https://nrschat.nrscall.gov.au/nrs/internetrelay">https://nrschat.nrscall.gov.au/nrs/internetrelay</a></li></ul> | <b>to us</b> | Locked Bag 4050,<br>South Melbourne VIC 3205<br>or <b>ANZ online complaints form:</b><br><a href="https://www.anz.com.au/support/contact-us/compliments-suggestions-complaints/feedback/">https://www.anz.com.au/support/contact-us/compliments-suggestions-complaints/feedback/</a> | <b>us:</b>   | If you have a Relationship Manager, please feel free to contact them. |

If an issue has not been resolved to your satisfaction, you can lodge a complaint with the Australian Financial Complaints Authority (AFCA). AFCA provides fair and independent financial services complaint resolution that is free to consumers.

- |                |  |              |  |
|----------------|--|--------------|--|
| <b>Call:</b>   | <b>1800 931 678</b> (free call within Australia),<br>or <b>+61 1800 931 678</b> (International)                            | <b>Write</b> | <b>Australian Financial Complaints Authority Limited</b> |
| <b>Online:</b> | Email: <a href="mailto:info@afca.org.au">info@afca.org.au</a><br>Web: <a href="http://www.afca.org.au">www.afca.org.au</a> | <b>to:</b>   | GPO Box 3,<br>Melbourne VIC 3001                         |









# ANZ V2 PLUS STATEMENT

STATEMENT NUMBER 109

01 MAY 2022 TO 31 MAY 2022

THE TRUSTEES  
THE ROSSETTO SUPER FUND  
373B PARK STREET  
NEW TOWN TAS 7008

## WELCOME TO YOUR ANZ ACCOUNT AT A GLANCE

### Account Details

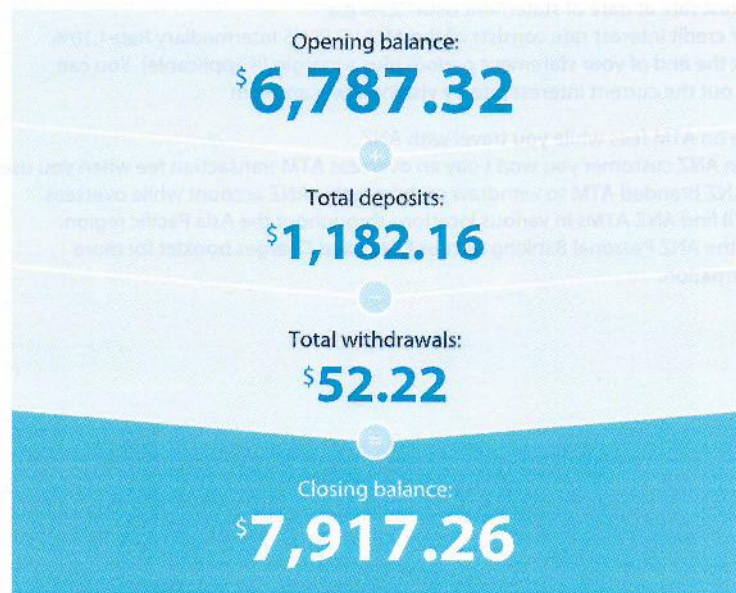
NICHOLAS ROSSETTO & ALISON  
ROSSETTO ATF  
THE ROSSETTO SUPER FUND

### Branch Number (BSB)

017-141

### Account Number

2995-19391



### Notice something different?

Welcome to your new look statement. You can find out more here [anz.com/yourstatement](http://anz.com/yourstatement)

If you haven't already switched off paper for your ANZ V2 PLUS statement, follow the link above to find out how.

### NEED TO GET IN TOUCH?

 Enquiries: 13 28 33 Lost/Stolen Cards: 1800 033 844 Fax: 1800 671 800	OR	 ANZ Internet Banking <a href="http://www.anz.com">www.anz.com</a>	OR	 V2 PLUS Service Centre Locked Bag 3000, Collins St West MELBOURNE VIC 8007
---	----	--	----	--

# ANZ V2 PLUS STATEMENT

Account Number: 2995-19391

## Transaction Details

Please retain this statement for taxation purposes

Date	Transaction Details	Withdrawals (\$)	Deposits (\$)	Balance (\$)
<b>2022</b>				
<b>01 MAY</b>	<b>OPENING BALANCE</b>			<b>6,787.32</b>
03 MAY	<b>DEPOSIT</b> FROM ATO ATO002000016387047		474.02	7,261.34
12 MAY	<b>DEPOSIT</b> FROM ATO ATO007000015955742		224.70	7,486.04
16 MAY	<b>PAYMENT</b> TO AIA AUS SMSF 50121500-160522	52.22		7,433.82
23 MAY	<b>DEPOSIT</b> FROM PRECISION CH PASCH2205180003376		483.44	7,917.26
<b>TOTALS AT END OF PAGE</b>		<b>\$52.22</b>	<b>\$1,182.16</b>	
<b>TOTALS AT END OF PERIOD</b>		<b>\$52.22</b>	<b>\$1,182.16</b>	<b>\$7,917.26</b>

Interest rate at date of statement issue .25% p.a  
Your credit interest rate consists of the ANZ V2 PLUS Intermediary Rate (.10% as at the end of your statement period) plus a margin (if applicable). You can find out the current interest rate by visiting [www.anz.com](http://www.anz.com)

Save on ATM fees while you travel with ANZ.

As an ANZ customer you won't pay an overseas ATM transaction fee when you use an ANZ branded ATM to withdraw cash from this ANZ account while overseas. You'll find ANZ ATMs in various locations throughout the Asia Pacific region. See the ANZ Personal Banking Account Fees and Charges booklet for more information.



# ANZ V2 PLUS STATEMENT

Account Number: 2995-19391

## IMPORTANT INFORMATION

### PLEASE CHECK THE ENTRIES AND CALL 13 28 33 REGARDING ANY ERRORS ON THIS STATEMENT.

All entries generated are subject to authorisation and verification, and if necessary, adjustments will appear on a later statement.

Further information in relation to this product (including details of benefits or fees and charges) is available on request and you can access this information by reviewing the Terms and Conditions, and Fees and Charges brochures which can be found at [anz.com](http://anz.com) or by calling 13 13 14.

If you have a complaint about an ANZ product or service, please contact us and we will try to resolve the issue as quickly as possible. Our customer complaints guide is available at <https://www.anz.com.au/support/contact-us/compliments-suggestions-complaints/>, alternatively you may wish to:

- |  |  |   |
|--|--|---|
| <b>Call us:</b> <ul style="list-style-type: none"><li>• General enquiries <b>13 13 14</b></li><li>• If you're overseas <b>+61 3 9683 9999</b></li><li>• ANZ Complaint Resolution Team on <b>1800 805 154</b></li><li>• If you're deaf, hard of hearing and/or have a speech impairment, call <b>133 677</b> or visit the <b>National Relay Service</b> at:<br/><a href="https://nrschat.nrscall.gov.au/nrs/internetrelay">https://nrschat.nrscall.gov.au/nrs/internetrelay</a></li></ul> | <b>Write to us</b> ANZ Complaint Resolution Team<br>Locked Bag 4050,<br>South Melbourne VIC 3205<br>or <b>ANZ online complaints form:</b><br><a href="https://www.anz.com.au/support/contact-us/compliments-suggestions-complaints/feedback/">https://www.anz.com.au/support/contact-us/compliments-suggestions-complaints/feedback/</a> | <b>Visit us:</b> At your nearest ANZ branch.<br>If you have a Relationship Manager, please feel free to contact them. |
|--|--|---|

If an issue has not been resolved to your satisfaction, you can lodge a complaint with the Australian Financial Complaints Authority (AFCA). AFCA provides fair and independent financial services complaint resolution that is free to consumers.

- |  |   |   |
|--|---|---|
| <b>Call:</b> <b>1800 931 678</b> (free call within Australia),<br>or <b>+61 1800 931 678</b> (International) | <b>Write to:</b> <b>Australian Financial Complaints Authority Limited</b><br>GPO Box 3,<br>Melbourne VIC 3001 | <b>Online:</b> Email: <a href="mailto:info@afca.org.au">info@afca.org.au</a><br>Web: <a href="http://www.afca.org.au">www.afca.org.au</a> |
|--|---|---|









# ANZ V2 PLUS STATEMENT

STATEMENT NUMBER 110

01 JUNE 2022 TO 30 JUNE 2022

THE TRUSTEES  
THE ROSSETTO SUPER FUND  
373B PARK STREET  
NEW TOWN TAS 7008

## WELCOME TO YOUR ANZ ACCOUNT AT A GLANCE

### Account Details

NICHOLAS ROSSETTO & ALISON  
ROSSETTO ATF  
THE ROSSETTO SUPER FUND

### Branch Number (BSB)

017-141

### Account Number

2995-19391



### Notice something different?

Welcome to your new look statement. You can find out more here [anz.com/yourstatement](http://anz.com/yourstatement)

If you haven't already switched off paper for your ANZ V2 PLUS statement, follow the link above to find out how.

### NEED TO GET IN TOUCH?

 Enquiries: 13 28 33 Lost/Stolen Cards: 1800 033 844 Fax: 1800 671 800	OR	 ANZ Internet Banking <a href="http://www.anz.com">www.anz.com</a>	OR	 V2 PLUS Service Centre Locked Bag 3000, Collins St West MELBOURNE VIC 8007
---	----	--	----	--

# ANZ V2 PLUS STATEMENT

Account Number: 2995-19391

## Transaction Details

Please retain this statement for taxation purposes

Date	Transaction Details	Withdrawals (\$)	Deposits (\$)	Balance (\$)
<b>2022</b>				
<b>01 JUN</b>	<b>OPENING BALANCE</b>			<b>7,917.26</b>
06 JUN	<b>DEPOSIT</b> FROM PRECISION CH PASCH2205310005280		241.72	8,158.98
17 JUN	<b>PAYMENT</b> TO AIA AUS SMSF 50121500-170622	52.22		8,106.76
20 JUN	<b>DEPOSIT</b> FROM PRECISION CH PASCH2206140008783		241.72	8,348.48
01 JUL	<b>QUARTERLY INTEREST</b>		5.67	8,354.15
	<b>TOTALS AT END OF PAGE</b>	<b>\$52.22</b>	<b>\$489.11</b>	
	<b>TOTALS AT END OF PERIOD</b>	<b>\$52.22</b>	<b>\$489.11</b>	<b>\$8,354.15</b>

### This Statement Includes

Interest Paid	\$5.67
---------------	--------

### Yearly Summary

Financial Year to 30/06

Interest Paid	\$34.83
---------------	---------

Interest rate at date of statement issue .75% p.a

Your credit interest rate consists of the ANZ V2 PLUS Intermediary Rate (.60% as at the end of your statement period) plus a margin (if applicable). You can find out the current interest rate by visiting [www.anz.com](http://www.anz.com)

How to read this statement: This statement covers transactions on your account for the quarter ending 30 June 2022.

Interest shown as paid on 1 July 2022 will be reported to the Australian Taxation Office for the 2023 income year.

If you have any difficulty reading this statement please contact the V2 PLUS Service Centre 13 28 33.



# ANZ V2 PLUS STATEMENT

Account Number: 2995-19391

## IMPORTANT INFORMATION

### PLEASE CHECK THE ENTRIES AND CALL 13 28 33 REGARDING ANY ERRORS ON THIS STATEMENT.

All entries generated are subject to authorisation and verification, and if necessary, adjustments will appear on a later statement.

Further information in relation to this product (including details of benefits or fees and charges) is available on request and you can access this information by reviewing the Terms and Conditions, and Fees and Charges brochures which can be found at [anz.com](http://anz.com) or by calling 13 13 14.

If you have a complaint about an ANZ product or service, please contact us and we will try to resolve the issue as quickly as possible. Our customer complaints guide is available at <https://www.anz.com.au/support/contact-us/compliments-suggestions-complaints/>, alternatively you may wish to:

- Call us:**
- General enquiries **13 13 14**
  - If you're overseas **+61 3 9683 9999**
  - ANZ Complaint Resolution Team on **1800 805 154**
  - If you're deaf, hard of hearing and/or have a speech impairment, call **133 677** or visit the **National Relay Service** at:  
<https://nrschat.nrscall.gov.au/nrs/internetrelay>

**Write to us** ANZ Complaint Resolution Team  
Locked Bag 4050,  
South Melbourne VIC 3205  
or **ANZ online complaints form:**

<https://www.anz.com.au/support/contact-us/compliments-suggestions-complaints/feedback/>

**Visit us:** At your nearest ANZ branch.  
If you have a Relationship Manager, please feel free to contact them.

If an issue has not been resolved to your satisfaction, you can lodge a complaint with the Australian Financial Complaints Authority (AFCA). AFCA provides fair and independent financial services complaint resolution that is free to consumers.

**Call:** **1800 931 678** (free call within Australia), or **+61 1800 931 678** (International)  
**Online:** Email: [info@afca.org.au](mailto:info@afca.org.au)  
Web: [www.afca.org.au](http://www.afca.org.au)

**Write to:** **Australian Financial Complaints Authority Limited**  
GPO Box 3,  
Melbourne VIC 3001

L002142





# 74700 - Managed Investments (Australian)

2022 Financial Year

Preparer Desiree Yutuc

Reviewer Steven Lee

Status Completed

Account Code	Description	CY Units	CY Balance	LY Units	LY Balance	Change
ROSS002_INTERACTIVE	Interactive Brokers Account	1.000000	\$469,414.25	1.000000	\$485,096.27	(3.23)%

TOTAL	CY Units	CY Balance	LY Units	LY Balance
	1.000000	\$469,414.25	1.000000	\$485,096.27

## Supporting Documents

- Investment Movement Report [Report](#)
- 2022\_Interactive Brokers.pdf [ROSS002\\_INTERACTIVE](#)

## Standard Checklist

- Attach Annual statements from fund managers, Master Trust, Platform or Wrap providers confirming ownership and value
- Attach copies of Statements and Source Documentation
- Attach Investment Movement Report
- Ensure all Investments are valued correctly at June 30
- Ensure the investment is in accordance with the Fund's investment strategy
- Ensure the investment is in accordance with the SIS Act

# The Rossetto Superfund Investment Movement Report

As at 30 June 2022

Investment	Opening Balance		Additions		Disposals			Closing Balance		
	Units	Cost	Units	Cost	Units	Cost	Accounting Profit/(Loss)	Units	Cost	Market Value
<b>Bank Accounts</b>										
ANZ V2 Plus 2995-19391		14,144.72		7,411.40		(13,207.64)			8,348.48	8,348.48
		<b>14,144.72</b>		<b>7,411.40</b>		<b>(13,207.64)</b>			<b>8,348.48</b>	<b>8,348.48</b>
<b>Managed Investments (Australian)</b>										
ROSSS002_INTERACTIVE - Interactive Brokers Account	1.00	423,068.28		46,130.59				1.00	469,198.87	469,414.25
		<b>423,068.28</b>		<b>46,130.59</b>					<b>469,198.87</b>	<b>469,414.25</b>
		<b>437,213.00</b>		<b>53,541.99</b>		<b>(13,207.64)</b>			<b>477,547.35</b>	<b>477,762.73</b>

Interactive Brokers Australia Pty Ltd., AFSL 453554, ABN 98 166 929 568, Level 40, Grosvenor Place, 255 George Street, Sydney NSW

**Account Information**

Name	The Rossetto Super Fund
Account	U7335611
Address of Account Holder(s)	373b Park Street New Town, AU-TAS 7008 Australia
Account Type	Individual
Customer Type	Trust
Account Capabilities	Cash
Base Currency	AUD

**Net Asset Value**

	June 30, 2021	June 30, 2022			Change	Change in NAV	
	Total	Long	Short	Total			Total
Cash	35,889.20	282,503.06	0.00	<b>282,503.06</b>	246,613.86	Starting Value	485,096.27
Stock	446,752.06	186,136.38	0.00	<b>186,136.38</b>	-260,615.68	Mark-to-Market	-34,648.00
Interest Accruals	0.00	81.65	0.00	<b>81.65</b>	81.65	Deposits & Withdrawals	10,000.00
Dividend Accruals	2,455.01	693.16	0.00	<b>693.16</b>	-1,761.85	Dividends	13,197.34
<b>Total</b>	<b>485,096.27</b>	<b>469,414.25</b>	<b>0.00</b>	<b>469,414.25</b>	<b>-15,682.02</b>	Withholding Tax	-70.51

**Time Weighted Rate of Return** **-5.15%**

Change in Dividend Accruals	-1,758.07
Interest	11.90
Change in Interest Accruals	81.68
Commissions	-2,271.53
GST	-221.02
Other FX Translations	-3.82
<b>Ending Value</b>	<b>469,414.25</b>

**Mark-to-Market Performance Summary**

Symbol	Quantity		Price		Position	Mark-to-Market P/L				Total	Code	
	Prior	Current	Prior	Current		Transaction	Commissions	Other				
<b>Stocks</b>												
A200	1,000	0	123.9100	--	-3,710.00	-200.00	-105.60	3,050.23		-965.37		
AKE	0	0	--	--	-632.40	3,406.80	-44.66	0.00		2,729.74		
ALL	0	0	--	--	-1,361.04	120.18	-51.65	0.00		-1,292.51		

## Mark-to-Market Performance Summary

Symbol	Quantity		Price		Position	Mark-to-Market P/L				Code
	Prior	Current	Prior	Current		Transaction	Commissions	Other	Total	
ALQ	2,028	0	13.0400	--	-3,344.20	-259.96	-73.21	296.09	-3,381.28	
AMD	0	0	--	--	-1,823.43	-268.46	-5.68	0.00	-2,097.56	
ANZ	0	0	--	--	-890.24	21.40	-42.69	0.00	-911.53	
ASH	4,300	4,300	0.4600	0.6600	860.00	0.00	0.00	232.20	1,092.20	
ATEC	0	0	--	--	-1,420.80	-47.36	-25.10	0.00	-1,493.26	
BHP	440	0	48.5700	--	1,973.22	425.88	-116.14	1,379.41	3,662.37	
BSL	0	0	--	--	-1,134.00	435.50	-50.08	0.00	-748.58	
CBA	0	0	--	--	-1,510.74	143.22	-41.19	0.00	-1,408.71	
CEG	0	0	--	--	-162.83	-65.82	-1.39	3.59	-226.45	
CIM	0	0	--	--	-2,712.06	-264.57	-41.44	0.00	-3,018.07	
COH	100	144	251.6700	198.7000	-4,667.02	-1,292.99	-84.89	0.00	-6,044.90	
CPU	0	0	--	--	2,325.52	-1,850.39	-129.47	260.16	605.82	
CSL	100	0	285.1900	--	-3,688.30	-20.60	-58.01	95.33	-3,671.58	
CSR	4,715	0	5.7600	--	-2,829.00	-424.35	-21.04	1,768.14	-1,506.25	
DLTR	0	0	--	--	765.03	-280.15	-11.13	0.00	473.75	
DMP	0	430	--	68.0000	-5,285.70	1,803.15	-58.99	0.00	-3,541.54	
EDV	0	0	--	--	268.46	-64.95	-6.60	0.00	196.91	
EDV.TEMP	433	0	6.0600	--	0.00	134.23	0.00	0.00	134.23	
EXC	0	0	--	--	155.08	180.82	-8.33	25.74	353.32	
FLT	0	0	--	--	-2,917.07	1,331.93	-35.23	0.00	-1,620.37	
FMG	880	0	23.3400	--	6,936.24	-532.44	-65.25	0.00	6,338.55	
FPH	692	0	28.9200	--	-145.32	456.72	-17.89	141.55	435.06	
FTNT	0	0	--	--	-103.37	-117.62	-2.82	0.00	-223.81	
IBB	64	0	163.6500	--	-910.79	50.90	-1.45	9.37	-851.97	
IGO	0	0	--	--	-2,470.15	2,298.33	-42.09	0.00	-213.91	
ILU	0	0	--	--	-1,074.92	-1,650.81	-123.67	269.52	-2,579.88	
IWM	0	50	--	169.3600	-5,119.49	-29.98	-1.35	92.30	-5,058.51	
JBH	0	0	--	--	-278.40	-19.33	-35.84	0.00	-333.57	
JHX	759	0	45.2700	--	2,079.66	-462.74	-31.66	0.00	1,585.26	
MND	0	0	--	--	-4,967.82	536.34	-48.90	0.00	-4,480.38	
MQG	135	0	156.4300	--	2,448.91	-265.38	-61.68	819.45	2,941.30	
NAB	0	0	--	--	696.50	87.65	-128.11	886.42	1,542.46	
NVDA	0	0	--	--	-1,407.99	-335.29	-2.77	0.00	-1,746.05	
ORG	0	0	--	--	-4,080.59	2,143.92	-116.86	0.00	-2,053.53	
PANW	0	0	--	--	167.10	-7.01	-8.29	0.00	151.80	
REA	0	246	--	111.8300	-1,314.56	-792.26	-115.98	0.00	-2,222.81	
REGN	0	0	--	--	182.70	103.25	-2.70	0.00	283.24	
RHC	258	0	62.9500	--	838.50	69.02	-15.09	265.74	1,158.17	
RIO	0	0	--	--	445.42	-243.92	-95.16	1,643.84	1,750.18	
RMD	816	1,038	32.7600	30.6900	4,526.74	-47.96	-88.88	47.95	4,437.85	
RSP	100	0	150.7300	--	1,085.40	103.70	-1.52	118.58	1,306.16	
S32	0	0	--	--	963.87	0.00	-43.08	0.00	920.79	
SEK	0	0	--	--	-1,960.80	-251.55	-34.83	129.00	-2,118.18	
TCL	0	1,810	--	14.3800	225.24	-97.10	-56.42	222.00	293.72	
TCLR	0	0	--	--	1.31	-11.48	-6.60	0.00	-16.77	



## Mark-to-Market Performance Summary

Symbol	Quantity		Price		Position	Mark-to-Market P/L				Code
	Prior	Current	Prior	Current		Transaction	Commissions	Other	Total	
TEAM	0	0	--	--	628.24	-28.37	-2.83	0.00	597.04	
TSLA	0	0	--	--	-2,350.19	-588.96	-6.99	0.00	-2,946.14	
VRTX	0	0	--	--	249.08	6.82	-2.71	0.00	253.19	
WBC	0	0	--	--	957.33	151.03	-97.89	772.26	1,782.73	
WES	0	663	--	41.9100	-3,905.53	-1,048.60	-117.95	351.20	-4,720.88	
WOR	0	0	--	--	-953.70	-1,084.60	-34.61	0.00	-2,072.91	
WOW	433	0	38.1300	--	-1,803.69	-19.49	-66.72	238.15	-1,651.75	
XLNX	0	0	--	--	-91.86	487.59	-1.40	8.61	402.95	
<b>Total Stocks</b>					<b>-42,248.44</b>	<b>1,823.91</b>	<b>-2,492.55</b>	<b>13,126.83</b>	<b>-29,790.24</b>	
<b>Forex</b>										
AUD	0.49	227,339.93	1.0000	1.0000	0.00	0.00	0.00	0.00	0.00	
USD	26,913.17	38,085.56	1.3335	1.4484	5,780.73	-4.20	0.00	0.00	5,776.53	
<b>Total Forex</b>					<b>5,780.73</b>	<b>-4.20</b>	<b>0.00</b>	<b>0.00</b>	<b>5,776.53</b>	
<b>Total (All Assets)</b>					<b>-36,467.71</b>	<b>1,819.71</b>	<b>-2,492.55</b>	<b>13,126.83</b>	<b>-24,013.72</b>	
Broker Interest Paid and Received										11.90
<b>Total P/L for Statement Period</b>										<b>-24,001.82</b>

## Realized & Unrealized Performance Summary

Symbol	Cost Adj.	Realized					Unrealized					Total	Code
		S/T Profit	S/T Loss	L/T Profit	L/T Loss	Total	S/T Profit	S/T Loss	L/T Profit	L/T Loss	Total		
<b>Stocks</b>													
A200	0.00	0.00	0.00	8,636.58	0.00	8,636.58	0.00	0.00	0.00	0.00	0.00	8,636.58	
AKE	0.00	2,729.74	0.00	0.00	0.00	2,729.74	0.00	0.00	0.00	0.00	0.00	2,729.74	
ALL	0.00	0.00	-1,292.51	0.00	0.00	-1,292.51	0.00	0.00	0.00	0.00	0.00	-1,292.51	
ALQ	0.00	1,967.40	-1,121.33	0.00	0.00	846.07	0.00	0.00	0.00	0.00	0.00	846.07	
AMD	0.00	0.00	-1,735.78	0.00	0.00	-1,735.78	0.00	0.00	0.00	0.00	0.00	-1,735.78	
ANZ	0.00	0.00	-911.53	0.00	0.00	-911.53	0.00	0.00	0.00	0.00	0.00	-911.53	
ASH	0.00	0.00	0.00	0.00	0.00	0.00	0.00	0.00	1,649.50	0.00	1,649.50	1,649.50	
ATEC	0.00	0.00	-1,493.26	0.00	0.00	-1,493.26	0.00	0.00	0.00	0.00	0.00	-1,493.26	
BHP	0.00	6,428.56	-3,816.50	0.00	0.00	2,612.06	0.00	0.00	0.00	0.00	0.00	2,612.06	
BSL	0.00	0.00	-748.58	0.00	0.00	-748.58	0.00	0.00	0.00	0.00	0.00	-748.58	
CBA	0.00	0.00	-1,408.71	0.00	0.00	-1,408.71	0.00	0.00	0.00	0.00	0.00	-1,408.71	
CEG	0.00	0.00	-88.84	0.00	0.00	-88.84	0.00	0.00	0.00	0.00	0.00	-88.84	
CIM	0.00	0.00	-3,018.07	0.00	0.00	-3,018.07	0.00	0.00	0.00	0.00	0.00	-3,018.07	
COH	0.00	2,768.86	-2,577.69	0.00	0.00	191.17	0.00	-786.41	0.00	0.00	-786.41	-595.24	
CPU	0.00	2,094.25	-1,748.59	0.00	0.00	345.66	0.00	0.00	0.00	0.00	0.00	345.66	
CSL	0.00	477.52	-3,114.13	0.00	0.00	-2,636.61	0.00	0.00	0.00	0.00	0.00	-2,636.61	
CSR	0.00	0.00	0.00	4,016.40	0.00	4,016.40	0.00	0.00	0.00	0.00	0.00	4,016.40	
DLTR	0.00	521.27	-34.90	0.00	0.00	486.36	0.00	0.00	0.00	0.00	0.00	486.36	
DMP	0.00	0.00	-3,761.12	0.00	0.00	-3,761.12	219.58	0.00	0.00	0.00	219.58	-3,541.54	
EDV	0.00	482.64	0.00	0.00	0.00	482.64	0.00	0.00	0.00	0.00	0.00	482.64	
EXC	0.00	299.99	-97.36	0.00	0.00	202.62	0.00	0.00	0.00	0.00	0.00	202.62	
FLT	0.00	0.00	-1,620.37	0.00	0.00	-1,620.37	0.00	0.00	0.00	0.00	0.00	-1,620.37	

## Realized & Unrealized Performance Summary

Symbol	Cost Adj.	Realized					Unrealized					Total	Code
		S/T Profit	S/T Loss	L/T Profit	L/T Loss	Total	S/T Profit	S/T Loss	L/T Profit	L/T Loss	Total		
FMG	0.00	6,884.17	0.00	0.00	0.00	6,884.17	0.00	0.00	0.00	0.00	0.00	6,884.17	
FPH	0.00	0.00	-285.11	0.00	0.00	-285.11	0.00	0.00	0.00	0.00	0.00	-285.11	
FTNT	0.00	0.00	-234.36	0.00	0.00	-234.36	0.00	0.00	0.00	0.00	0.00	-234.36	
IBB	0.00	0.00	0.00	1,194.27	0.00	1,194.27	0.00	0.00	0.00	0.00	0.00	1,194.27	
IGO	0.00	0.00	-213.91	0.00	0.00	-213.91	0.00	0.00	0.00	0.00	0.00	-213.91	
ILU	0.00	305.50	-3,154.90	0.00	0.00	-2,849.40	0.00	0.00	0.00	0.00	0.00	-2,849.40	
IWM	0.00	0.00	0.00	0.00	0.00	0.00	0.00	-5,334.82	0.00	0.00	-5,334.82	-5,334.82	
JBH	0.00	0.00	-333.57	0.00	0.00	-333.57	0.00	0.00	0.00	0.00	0.00	-333.57	
JHX	0.00	0.00	0.00	17,971.45	0.00	17,971.45	0.00	0.00	0.00	0.00	0.00	17,971.45	
MND	0.00	0.00	-4,480.38	0.00	0.00	-4,480.38	0.00	0.00	0.00	0.00	0.00	-4,480.38	
MQG	0.00	5,571.64	-2,162.86	0.00	0.00	3,408.78	0.00	0.00	0.00	0.00	0.00	3,408.78	
NAB	0.00	1,366.67	-710.63	0.00	0.00	656.04	0.00	0.00	0.00	0.00	0.00	656.04	
NVDA	0.00	0.00	-1,834.26	0.00	0.00	-1,834.26	0.00	0.00	0.00	0.00	0.00	-1,834.26	
ORG	0.00	1,277.40	-3,330.93	0.00	0.00	-2,053.53	0.00	0.00	0.00	0.00	0.00	-2,053.53	
PANW	0.00	835.72	-703.98	0.00	0.00	131.74	0.00	0.00	0.00	0.00	0.00	131.74	
REA	0.00	100.00	-1,271.88	0.00	0.00	-1,171.88	0.00	-1,050.93	0.00	0.00	-1,050.93	-2,222.81	
REGN	0.00	285.07	0.00	0.00	0.00	285.07	0.00	0.00	0.00	0.00	0.00	285.07	
RHC	0.00	0.88	-18.78	0.00	0.00	-17.91	0.00	0.00	0.00	0.00	0.00	-17.91	
RIO	0.00	4,284.20	-4,177.86	0.00	0.00	106.34	0.00	0.00	0.00	0.00	0.00	106.34	
RMD	0.00	8,896.66	-1,378.60	0.00	0.00	7,518.05	1,519.95	0.00	0.00	0.00	1,519.95	9,038.00	
RSP	0.00	0.00	0.00	5,153.66	0.00	5,153.66	0.00	0.00	0.00	0.00	0.00	5,153.66	
S32	0.00	920.79	0.00	0.00	0.00	920.79	0.00	0.00	0.00	0.00	0.00	920.79	
SEK	0.00	0.00	-2,247.18	0.00	0.00	-2,247.18	0.00	0.00	0.00	0.00	0.00	-2,247.18	
TCL	0.00	0.00	-2,018.42	0.00	0.00	-2,018.42	1,915.50	0.00	0.00	0.00	1,915.50	-102.92	
TCLR	0.00	157.87	0.00	0.00	0.00	157.87	0.00	0.00	0.00	0.00	0.00	157.87	
TEAM	0.00	583.94	0.00	0.00	0.00	583.93	0.00	0.00	0.00	0.00	0.00	583.93	
TSLA	0.00	0.00	-2,971.94	0.00	0.00	-2,971.94	0.00	0.00	0.00	0.00	0.00	-2,971.94	
VRTX	0.00	255.87	0.00	0.00	0.00	255.87	0.00	0.00	0.00	0.00	0.00	255.87	
WBC	0.00	2,291.93	-1,281.46	0.00	0.00	1,010.47	0.00	0.00	0.00	0.00	0.00	1,010.47	
WES	0.00	0.00	-3,800.76	0.00	0.00	-3,800.76	0.00	-1,271.32	0.00	0.00	-1,271.32	-5,072.08	
WOR	0.00	0.00	-2,072.91	0.00	0.00	-2,072.91	0.00	0.00	0.00	0.00	0.00	-2,072.91	
WOW	0.00	1,483.59	-1,814.81	0.00	0.00	-331.22	0.00	0.00	0.00	0.00	0.00	-331.22	
<b>Total Stocks</b>	<b>0.00</b>	<b>53,272.12</b>	<b>-69,088.79</b>	<b>36,972.35</b>	<b>0.00</b>	<b>21,155.68</b>	<b>3,655.03</b>	<b>-8,443.48</b>	<b>1,649.50</b>	<b>0.00</b>	<b>-3,138.95</b>	<b>18,016.73</b>	
<b>Forex</b>													
USD	0.00	1,893.20	-4,342.99	0.00	0.00	-2,449.79	2,591.42	0.00	0.00	0.00	2,591.42	141.63	
<b>Total Forex</b>	<b>0.00</b>	<b>1,893.20</b>	<b>-4,342.99</b>	<b>0.00</b>	<b>0.00</b>	<b>-2,449.79</b>	<b>2,591.42</b>	<b>0.00</b>	<b>0.00</b>	<b>0.00</b>	<b>2,591.42</b>	<b>141.63</b>	
<b>Total (All Assets)</b>	<b>0.00</b>	<b>55,165.32</b>	<b>-73,431.78</b>	<b>36,972.35</b>	<b>0.00</b>	<b>18,705.89</b>	<b>6,246.45</b>	<b>-8,443.48</b>	<b>1,649.50</b>	<b>0.00</b>	<b>-547.53</b>	<b>18,158.36</b>	

## Cash Report

**Total**

### Base Currency Summary

Starting Cash		35,889.20
Commissions		-2,271.53

## Cash Report

	<b>Total</b>
Deposits	10,000.00
Dividends	13,197.34
Broker Interest Paid and Received	11.90
Trades (Sales)	1,625,332.00
Trades (Purchase)	-1,400,911.93
Withholding Tax	-70.51
GST	-221.02
Cash FX Translation Gain/Loss	1,547.61
Ending Cash	<b>282,503.06</b> a
Ending Settled Cash	282,503.06
<b>AUD</b>	
Starting Cash	0.49
Commissions	-2,210.16
Deposits	10,000.00
Dividends	12,893.62
Broker Interest Paid and Received	2.16
Trades (Sales)	1,478,067.30
Trades (Purchase)	-1,271,167.48
Withholding Tax	-24.98
GST	-221.02
Ending Cash	227,339.93
Ending Settled Cash	227,339.93
<b>USD</b>	
Starting Cash	26,913.17
Commissions	-44.63
Dividends	219.58
Broker Interest Paid and Received	7.02
Trades (Sales)	106,302.21
Trades (Purchase)	-95,278.86
Withholding Tax	-32.92
Ending Cash	38,085.56
Ending Settled Cash	38,085.56

## Open Positions

Symbol	Quantity	Mult	Cost Price	Cost Basis	Close Price	Value	Unrealized P/L	Code
<b>Stocks</b>								
<b>AUD</b>								
ASH	4,300	1	0.27639535	1,188.50	0.6600	2,838.00	1,649.50	
COH	144	1	204.16117053	29,399.21	198.7000	28,612.80	-786.41	
DMP	430	1	67.4893384	29,020.42	68.0000	29,240.00	219.58	
REA	246	1	116.10208	28,561.11	111.8300	27,510.18	-1,050.93	
RMD	1,038	1	29.225696	30,336.27	30.6900	31,856.22	1,519.95	
TCL	1,810	1	13.3217128	24,112.30	14.3800	26,027.80	1,915.50	
WES	663	1	43.82752375	29,057.65	41.9100	27,786.33	-1,271.32	

Open Positions								
<b>Total</b>				<b>171,675.46</b>		<b>173,871.33</b>		<b>2,195.87</b>
<b>USD</b>								
IWM	50	1	243.0250	12,151.25	169.3600	8,468.00		-3,683.25
<b>Total</b>				<b>12,151.25</b>		<b>8,468.00</b>		<b>-3,683.25</b>
<b>Total in AUD</b>								
				<b>17,599.87</b>		<b>12,265.05</b>		<b>-5,334.82</b>
<b>Total Stocks in AUD</b>								
				<b>189,275.33</b>	<b>C</b>	<b>186,136.38</b>		<b>-3,138.95</b>

Forex Balances								
Description	Quantity	Cost Price	Cost Basis in AUD	Close Price	Value in AUD	Unrealized P/L in AUD	Code	
<b>Forex</b>								
<b>AUD</b>								
AUD	227,339.93	1.0000	-227,339.93	1.0000	227,339.93	0.00		
USD	38,085.56	1.38035806	-52,571.71	1.4484	55,163.13	2,591.42		
<b>Total</b>			<b>-279,911.65</b>		<b>282,503.06</b>	<b>2,591.42</b>	<b>b</b>	

2022 cost basis = (a-b)+c = (282,503.06 - 2,591.42) + 189,275.33 = 469,186.97  
cost basis adjustment = 469,186.97 - 447,742.72 = 21,444.25

Trades											
Symbol	Date/Time	Quantity	T. Price	C. Price	Proceeds	Comm/Fee	Basis	Realized P/L	MTM P/L	Code	
<b>Stocks</b>											
<b>AUD</b>											
A200	2022-02-04, 15:15:51	-1,000	120.0000	120.2000	120,000.00	-105.60	-111,257.82	8,636.58	-200.00	C	
<b>Total A200</b>		<b>-1,000</b>			<b>120,000.00</b>	<b>-105.60</b>	<b>-111,257.82</b>	<b>8,636.58</b>	<b>-200.00</b>		
AKE	2022-05-02, 11:13:03	2,040	11.7600	11.9100	-23,990.40	-21.11	24,011.51	0.00	306.00	O;P	
AKE	2022-06-01, 10:00:15	-2,040	13.1200	11.6000	26,764.80	-23.55	-24,011.51	2,729.74	3,100.80	C	
<b>Total AKE</b>		<b>0</b>			<b>2,774.40</b>	<b>-44.66</b>	<b>0.00</b>	<b>2,729.74</b>	<b>3,406.80</b>		
ALL	2022-05-24, 11:11:09	856	35.00959696	34.4000	-29,968.22	-26.37	29,994.59	0.00	-521.81	O;P	
ALL	2022-06-16, 09:59:57	-856	33.5600	32.8100	28,727.36	-25.28	-29,994.59	-1,292.51	642.00	C;P	
<b>Total ALL</b>		<b>0</b>			<b>-1,240.86</b>	<b>-51.65</b>	<b>0.00</b>	<b>-1,292.51</b>	<b>120.19</b>		
ALQ	2021-11-24, 16:10:14	-2,028	11.7900	11.7900	23,910.12	-21.04	-21,921.67	1,967.40	0.00	C	
ALQ	2022-03-08, 11:15:38	822	12.6600	12.6300	-10,406.52	-9.16	10,415.68	0.00	-24.66	O;P	
ALQ	2022-03-08, 13:54:22	1,558	12.6900	12.6300	-19,771.02	-17.40	19,788.42	0.00	-93.48	O;P	
ALQ	2022-05-11, 13:00:03	-2,380	12.23041176	12.2900	29,108.38	-25.62	-30,204.10	-1,121.33	-141.82	C;P	
<b>Total ALQ</b>		<b>-2,028</b>			<b>22,840.96</b>	<b>-73.21</b>	<b>-21,921.67</b>	<b>846.07</b>	<b>-259.96</b>		
ANZ	2021-08-09, 12:20:54	856	28.8450	28.8900	-24,691.32	-21.73	24,713.05	0.00	38.52	O	
ANZ	2021-08-31, 10:05:38	-856	27.8300	27.8500	23,822.48	-20.96	-24,713.05	-911.53	-17.12	C;P	
<b>Total ANZ</b>		<b>0</b>			<b>-868.84</b>	<b>-42.69</b>	<b>0.00</b>	<b>-911.53</b>	<b>21.40</b>		

Trades												
ATEC	2021-11-17, 10:29:16		592	25.3300	25.2800	-14,995.36	-13.20	15,008.56	0.00		-29.60	O
ATEC	2021-12-06, 13:08:22		-592	22.8500	22.8800	13,527.20	-11.90	-15,008.56	-1,493.26		-17.76	C
<b>Total ATEC</b>			<b>0</b>			<b>-1,468.16</b>	<b>-25.10</b>	<b>0.00</b>	<b>-1,493.26</b>		<b>-47.36</b>	
BHP	2021-08-19, 10:31:06		-440	44.92059091	44.6700	19,765.06	-17.39	-21,041.70	-1,294.03		110.26	C;P
BHP	2021-11-18, 10:37:16		663	36.11167421	36.0400	-23,942.04	-21.07	23,963.11	0.00		-47.52	O;P
BHP	2022-04-26, 10:40:00		-663	45.8800	45.6600	30,418.44	-26.77	-23,963.11	6,428.56		145.86	C;P
BHP	2022-05-30, 09:59:46		679	44.4200	44.9100	-30,161.18	-26.54	30,187.72	0.00		332.71	O;P
BHP	2022-06-21, 10:00:07		-679	40.7800	40.9500	27,689.62	-24.37	-30,187.72	-2,522.47		-115.43	C;P
<b>Total BHP</b>			<b>-440</b>			<b>23,769.90</b>	<b>-116.14</b>	<b>-21,041.70</b>	<b>2,612.06</b>		<b>425.88</b>	
BSL	2022-03-02, 10:25:21		1,400	20.57392857	20.7200	-28,803.50	-25.35	28,828.85	0.00		204.50	O;P
BSL	2022-04-27, 10:02:30		-1,400	20.0750	19.9100	28,105.00	-24.73	-28,828.85	-748.58		231.00	C
<b>Total BSL</b>			<b>0</b>			<b>-698.50</b>	<b>-50.08</b>	<b>0.00</b>	<b>-748.58</b>		<b>435.50</b>	
CBA	2021-09-28, 14:45:06		231	104.2700	104.0000	-24,086.37	-21.20	24,107.57	0.00		-62.37	O;P
CBA	2021-11-18, 10:09:39		-231	98.3500	97.4600	22,718.85	-19.99	-24,107.57	-1,408.71		205.59	C;P
<b>Total CBA</b>			<b>0</b>			<b>-1,367.52</b>	<b>-41.19</b>	<b>0.00</b>	<b>-1,408.71</b>		<b>143.22</b>	
CIM	2021-10-22, 10:38:35		873	21.5800	21.4300	-18,839.34	-16.58	18,855.92	0.00		-130.95	O;P
CIM	2021-10-22, 10:49:12		225	21.7500	21.4300	-4,893.75	-6.60	4,900.35	0.00		-72.00	O;P
CIM	2021-11-11, 10:02:23		-1,098	18.90387978	18.9600	20,756.46	-18.27	-23,756.27	-3,018.07		-61.62	C;P
<b>Total CIM</b>			<b>0</b>			<b>-2,976.63</b>	<b>-41.44</b>	<b>0.00</b>	<b>-3,018.07</b>		<b>-264.57</b>	
COH	2021-08-27, 10:06:27		-100	225.0600	226.8500	22,506.00	-19.81	-19,717.34	2,768.86		-179.00	C;P
COH	2021-11-11, 10:05:07		105	224.4100	220.0100	-23,563.05	-20.74	23,583.79	0.00		-462.00	O;P
COH	2022-01-17, 10:22:49		-105	200.23428571	204.1100	21,024.60	-18.50	-23,583.79	-2,577.69		-406.95	C;P
COH	2022-06-28, 10:02:16		144	203.98166667	202.2800	-29,373.36	-25.85	29,399.21	0.00		-245.04	O;P
<b>Total COH</b>			<b>44</b>			<b>-9,405.81</b>	<b>-84.89</b>	<b>9,681.87</b>	<b>191.17</b>		<b>-1,292.99</b>	
CPU	2021-09-27, 15:03:36		1,344	18.06587798	18.0600	-24,280.54	-21.37	24,301.91	0.00		-7.90	O;P
CPU	2022-01-31, 10:23:24		-1,344	18.9700	19.4900	25,495.68	-22.44	-24,301.91	1,171.34		-698.88	C;P
CPU	2022-02-10, 10:02:15		1,084	23.1098893	22.7800	-25,051.12	-22.04	25,073.16	0.00		-357.60	O;P
CPU	2022-05-02, 11:10:23		968	24.7884969	24.8000	-23,995.26	-21.12	24,016.38	0.00		11.14	O;P
CPU	2022-05-04, 10:05:56		-1,084	23.99754613	24.3400	26,013.34	-22.89	-25,073.16	917.28		-371.22	C;P
CPU	2022-06-01, 10:02:28		-968	23.0300	23.4700	22,293.04	-19.62	-24,016.38	-1,742.96		-425.92	C
<b>Total CPU</b>			<b>0</b>			<b>475.13</b>	<b>-129.47</b>	<b>0.00</b>	<b>345.66</b>		<b>-1,850.39</b>	

Trades												
CSL	2021-07-12, 10:08:59		-100	278.9076	279.0600	27,890.76	-24.54	-27,388.70	477.52		-15.24	C;P
CSL	2021-11-30, 16:10:29		67	306.7900	306.7900	-20,554.93	-18.09	20,573.02	0.00		0.00	O
CSL	2022-06-15, 10:02:30		-67	260.8100	260.8900	17,474.27	-15.38	-20,573.02	-3,114.13		-5.36	C;P
<b>Total CSL</b>			<b>-100</b>			<b>24,810.10</b>	<b>-58.01</b>	<b>-27,388.70</b>	<b>-2,636.61</b>		<b>-20.60</b>	
CSR	2022-05-13, 10:49:28		-4,715	5.0700	5.1600	23,905.05	-21.04	-19,867.62	4,016.40		-424.35	C;P
<b>Total CSR</b>			<b>-4,715</b>			<b>23,905.05</b>	<b>-21.04</b>	<b>-19,867.62</b>	<b>4,016.40</b>		<b>-424.35</b>	
DMP	2022-02-11, 13:03:39		200	104.41825	103.5300	-20,883.65	-18.38	20,902.03	0.00		-177.65	O;P
DMP	2022-02-24, 10:02:33		-200	85.7800	80.5200	17,156.00	-15.10	-20,902.03	-3,761.12		1,052.00	C
DMP	2022-06-27, 10:02:17		430	67.4300	69.5900	-28,994.90	-25.52	29,020.42	0.00		928.80	O;P
<b>Total DMP</b>			<b>430</b>			<b>-32,722.55</b>	<b>-58.99</b>	<b>29,020.42</b>	<b>-3,761.12</b>		<b>1,803.15</b>	
EDV	2021-08-30, 11:52:04		-433	6.8400	6.9900	2,961.72	-6.60	-2,472.48	482.64		-64.95	C;P
<b>Total EDV</b>			<b>-433</b>			<b>2,961.72</b>	<b>-6.60</b>	<b>-2,472.48</b>	<b>482.64</b>		<b>-64.95</b>	
FLT	2022-01-17, 10:35:27		1,181	17.62211685	17.9700	-20,811.72	-18.31	20,830.03	0.00		410.85	O;P
FLT	2022-01-27, 10:11:08		-1,181	16.27991533	15.5000	19,226.58	-16.92	-20,830.03	-1,620.37		921.08	C;P
<b>Total FLT</b>			<b>0</b>			<b>-1,585.14</b>	<b>-35.23</b>	<b>0.00</b>	<b>-1,620.37</b>		<b>1,331.93</b>	
FMG	2021-08-04, 10:02:13		-880	23.9100	24.0900	21,040.80	-18.52	-19,993.58	1,028.71		-158.40	C;P
FMG	2021-11-18, 10:34:03		1,516	15.5700	15.3400	-23,604.12	-20.77	23,624.89	0.00		-348.68	O;P
FMG	2022-01-27, 10:08:14		-1,516	19.46327177	19.4800	29,506.32	-25.97	-23,624.89	5,855.46		-25.36	C;P
<b>Total FMG</b>			<b>-880</b>			<b>26,943.00</b>	<b>-65.25</b>	<b>-19,993.58</b>	<b>6,884.17</b>		<b>-532.44</b>	
FPH	2021-10-06, 10:07:13		-692	29.3700	28.7100	20,324.04	-17.89	-20,591.26	-285.11		456.72	C;P
<b>Total FPH</b>			<b>-692</b>			<b>20,324.04</b>	<b>-17.89</b>	<b>-20,591.26</b>	<b>-285.11</b>		<b>456.72</b>	
IGO	2022-05-02, 11:09:22		1,945	12.33833933	12.4300	-23,998.07	-21.12	24,019.19	0.00		178.28	O;P
IGO	2022-06-01, 10:04:33		-1,945	12.2500	11.1600	23,826.25	-20.97	-24,019.19	-213.91		2,120.05	C
<b>Total IGO</b>			<b>0</b>			<b>-171.82</b>	<b>-42.09</b>	<b>0.00</b>	<b>-213.91</b>		<b>2,298.33</b>	
ILU	2021-07-12, 10:11:01		2,246	8.8200	8.6300	-19,809.72	-17.43	19,827.15	0.00		-426.74	O;P
ILU	2021-11-18, 10:12:32		-2,246	8.17577916	8.4400	18,362.80	-16.16	-19,827.15	-1,480.51		-593.44	C;P
ILU	2021-12-20, 10:26:02		2,007	10.0200	9.9200	-20,110.14	-17.70	20,127.84	0.00		-200.70	O;P
ILU	2022-01-28, 10:08:52		-2,007	10.1900	10.1800	20,451.33	-18.00	-20,127.84	305.50		20.07	C;P
ILU	2022-04-26, 10:49:45		3,000	10.5700	10.4200	-31,710.00	-27.90	31,737.90	0.00		-450.00	O;P
ILU	2022-05-11, 12:52:23		-3,000	10.0300	10.0300	30,090.00	-26.48	-31,737.90	-1,674.38		0.00	C;P
<b>Total ILU</b>			<b>0</b>			<b>-2,725.73</b>	<b>-123.67</b>	<b>0.00</b>	<b>-2,849.40</b>		<b>-1,650.81</b>	
JBH	2021-10-11, 11:30:55		435	47.15942529	47.7500	-20,514.35	-18.05	20,532.40	0.00		256.90	O;P

Trades												
JBH	2021-12-16, 10:09:00		-435	46.4750	47.1100	20,216.62	-17.79	-20,532.40	-333.57		-276.22	C;P
<b>Total JBH</b>			<b>0</b>			<b>-297.73</b>	<b>-35.84</b>	<b>0.00</b>	<b>-333.57</b>		<b>-19.32</b>	
JHX	2021-10-12, 10:18:57		-759	47.40032938	48.0100	35,976.85	-31.66	-17,973.74	17,971.45		-462.74	C;P
<b>Total JHX</b>			<b>-759</b>			<b>35,976.85</b>	<b>-31.66</b>	<b>-17,973.74</b>	<b>17,971.45</b>		<b>-462.74</b>	
MND	2022-06-07, 15:44:36		2,509	11.95623356	12.0500	-29,998.19	-26.40	30,024.59	0.00		235.26	O;P
MND	2022-06-15, 10:04:24		-2,509	10.1900	10.0700	25,566.71	-22.50	-30,024.59	-4,480.38		301.08	C
<b>Total MND</b>			<b>0</b>			<b>-4,431.48</b>	<b>-48.90</b>	<b>0.00</b>	<b>-4,480.38</b>		<b>536.34</b>	
MQG	2022-01-24, 10:29:13		-135	188.33437037	189.9800	25,425.14	-22.37	-19,831.13	5,571.64		-222.16	C;P
MQG	2022-02-09, 10:14:36		118	198.24661017	197.6500	-23,393.10	-20.59	23,413.69	0.00		-70.40	O;P
MQG	2022-02-25, 12:50:31		-118	180.25033898	180.0200	21,269.54	-18.72	-23,413.69	-2,162.86		27.18	C;P
<b>Total MQG</b>			<b>-135</b>			<b>23,301.58</b>	<b>-61.68</b>	<b>-19,831.13</b>	<b>3,408.78</b>		<b>-265.38</b>	
NAB	2021-10-01, 10:19:27		646	27.2600	27.2700	-17,609.96	-15.50	17,625.46	0.00		6.46	O;P
NAB	2021-11-29, 12:38:08		-646	27.32783282	27.2000	17,653.78	-15.54	-17,625.46	12.79		82.58	C;P
NAB	2022-02-10, 10:06:48		846	29.3500	29.6700	-24,830.10	-21.85	24,851.95	0.00		270.72	O;P
NAB	2022-03-08, 10:06:52		-846	28.56475177	28.4900	24,165.78	-21.27	-24,851.95	-707.44		63.24	C;P
NAB	2022-03-11, 11:11:17		1,000	29.9600	29.9400	-29,960.00	-26.36	29,986.36	0.00		-20.00	O;P
NAB	2022-05-09, 11:26:09		-1,000	31.36465	31.6800	31,364.65	-27.60	-29,986.36	1,350.68		-315.35	C;P
<b>Total NAB</b>			<b>0</b>			<b>784.15</b>	<b>-128.11</b>	<b>0.00</b>	<b>656.04</b>		<b>87.65</b>	
ORG	2021-12-22, 13:49:43		3,685	5.2000	5.2400	-19,162.00	-16.86	19,178.86	0.00		147.40	O
ORG	2022-01-27, 10:09:31		-3,685	5.55611398	5.4000	20,474.28	-18.02	-19,178.86	1,277.40		575.28	C;P
ORG	2022-02-07, 15:33:02		4,014	6.0300	6.0400	-24,204.42	-21.30	24,225.72	0.00		40.14	O;P
ORG	2022-02-21, 10:57:52		-4,014	5.6000	5.7400	22,478.40	-19.78	-24,225.72	-1,767.10		-561.96	C
ORG	2022-05-02, 11:07:25		3,501	6.8550	6.9000	-23,999.36	-21.12	24,020.47	0.00		157.54	O;P
ORG	2022-06-01, 10:06:48		-3,501	6.4200	5.9100	22,476.42	-19.78	-24,020.47	-1,563.83		1,785.51	C;P
<b>Total ORG</b>			<b>0</b>			<b>-1,936.67</b>	<b>-116.86</b>	<b>0.00</b>	<b>-2,053.53</b>		<b>2,143.92</b>	
REA	2021-09-08, 10:18:52		132	161.12075758	160.4600	-21,267.94	-18.72	21,286.66	0.00		-87.22	O;P
REA	2022-01-17, 10:11:54		-132	151.7900	154.0600	20,036.28	-17.63	-21,286.66	-1,268.01		-299.64	C;P
REA	2022-04-28, 10:29:55		244	126.6600	125.7800	-30,905.04	-27.20	30,932.24	0.00		-214.72	O;P
REA	2022-04-29, 10:17:47		-244	127.27743852	129.4200	31,055.70	-27.33	-30,932.24	96.13		-522.79	C;P
REA	2022-06-27, 10:06:54		246	116.0000	117.3500	-28,536.00	-25.11	28,561.11	0.00		332.10	O;P
<b>Total REA</b>			<b>246</b>			<b>-29,617.01</b>	<b>-115.98</b>	<b>28,561.11</b>	<b>-1,171.88</b>		<b>-792.27</b>	

Trades												
RHC	2021-11-29, 12:30:53		-258	66.46753876	66.2000	17,148.62	-15.09	-17,151.44	-17.91		69.02	C;P
<b>Total RHC</b>			<b>-258</b>			<b>17,148.62</b>	<b>-15.09</b>	<b>-17,151.44</b>	<b>-17.91</b>		<b>69.02</b>	
RIO	2021-11-26, 10:20:17		248	95.5300	94.4600	-23,691.44	-20.85	23,712.29	0.00		-265.36	O;P
RIO	2022-03-11, 10:12:17		-248	112.98850806	111.7000	28,021.15	-24.66	-23,712.29	4,284.20		319.55	C;P
RIO	2022-06-08, 10:07:01		255	118.7200	118.9200	-30,273.60	-26.64	30,300.24	0.00		51.00	O;P
RIO	2022-06-21, 10:06:37		-255	102.53094118	103.9000	26,145.39	-23.01	-30,300.24	-4,177.86		-349.11	C;P
<b>Total RIO</b>			<b>0</b>			<b>201.50</b>	<b>-95.16</b>	<b>0.00</b>	<b>106.34</b>		<b>-243.92</b>	
RMD	2021-09-27, 10:06:46		-816	38.0000	38.3200	31,008.00	-27.29	-22,084.06	8,896.66		-261.12	C;P
RMD	2021-12-09, 15:33:41		544	37.7100	37.6500	-20,514.24	-18.05	20,532.29	0.00		-32.64	O;P
RMD	2021-12-17, 10:13:11		-544	35.2400	34.7500	19,170.56	-16.87	-20,532.29	-1,378.60		266.56	C;P
RMD	2022-05-31, 10:57:14		1,038	29.2000	29.1800	-30,309.60	-26.67	30,336.27	0.00		-20.76	O;P
<b>Total RMD</b>			<b>222</b>			<b>-645.28</b>	<b>-88.88</b>	<b>8,252.22</b>	<b>7,518.05</b>		<b>-47.96</b>	
S32	2022-05-02, 11:11:33		5,073	4.7300	4.7700	-23,995.29	-21.12	24,016.41	0.00		202.92	O;P
S32	2022-06-01, 10:09:08		-5,073	4.9200	4.9600	24,959.16	-21.96	-24,016.41	920.79		-202.92	C
<b>Total S32</b>			<b>0</b>			<b>963.87</b>	<b>-43.08</b>	<b>0.00</b>	<b>920.79</b>		<b>0.00</b>	
SEK	2021-09-01, 10:32:47		645	32.4000	32.7500	-20,898.00	-18.39	20,916.39	0.00		225.75	O;P
SEK	2021-09-21, 11:02:34		-645	28.9700	29.7100	18,685.65	-16.44	-20,916.39	-2,247.18		-477.30	C;P
<b>Total SEK</b>			<b>0</b>			<b>-2,212.35</b>	<b>-34.83</b>	<b>0.00</b>	<b>-2,247.18</b>		<b>-251.55</b>	
TCL	2021-09-01, 10:31:32		1,480	14.1900	14.2700	-21,001.20	-18.48	21,019.68	0.00		118.40	O;P
TCL	2022-01-20, 14:31:38		-1,480	12.8500	12.9100	19,018.00	-16.74	-21,019.68	-2,018.42		-88.80	C;P
TCL	2022-02-10, 10:08:45		1,810	13.3100	13.2400	-24,091.10	-21.20	24,112.30	0.00		-126.70	O
<b>Total TCL</b>			<b>1,810</b>			<b>-26,074.30</b>	<b>-56.42</b>	<b>24,112.30</b>	<b>-2,018.42</b>		<b>-97.10</b>	
TCLR	2021-09-22, 10:25:00		-0.4444	1.0620	1.0620	0.47	0.00	0.00	0.47		0.00	C
TCLR	2021-09-24, 14:40:42		-164	1.0000	1.0800	164.00	-6.60	0.00	157.40		-11.48	C;O
<b>Total TCLR</b>			<b>-164.4444</b>			<b>164.47</b>	<b>-6.60</b>	<b>0.00</b>	<b>157.87</b>		<b>-11.48</b>	
WBC	2022-02-04, 10:50:46		1,123	21.4500	21.5200	-24,088.35	-21.20	24,109.55	0.00		78.61	O;P
WBC	2022-04-28, 10:25:54		-1,123	23.53048085	23.5900	26,424.73	-23.25	-24,109.55	2,291.93		-66.84	C;P
WBC	2022-05-10, 10:38:02		1,266	24.4700	24.6500	-30,979.02	-27.26	31,006.28	0.00		227.88	O;P
WBC	2022-05-20, 10:40:08		-1,266	23.5000	23.5700	29,751.00	-26.18	-31,006.28	-1,281.46		-88.62	C;P
<b>Total WBC</b>			<b>0</b>			<b>1,108.36</b>	<b>-97.89</b>	<b>0.00</b>	<b>1,010.47</b>		<b>151.03</b>	
WES	2022-02-03, 11:04:56		439	53.2200	53.5500	-23,363.58	-20.56	23,384.14	0.00		144.87	O
WES	2022-02-23, 13:15:02		-439	48.47962415	48.8400	21,282.56	-18.73	-23,384.14	-2,120.31		-158.20	C;P



Trades											
WES	2022-04-27, 10:09:02	635	48.8100	48.3600	-30,994.35	-27.28	31,021.63	0.00		-285.75	O
WES	2022-05-20, 10:15:37	-635	46.24727559	46.7500	29,367.02	-25.84	-31,021.63	-1,680.45		-319.23	C;P
WES	2022-06-28, 10:08:49	663	43.78898944	43.1400	-29,032.10	-25.55	29,057.65	0.00		-430.28	O;P
<b>Total WES</b>		<b>663</b>			<b>-32,740.46</b>	<b>-117.95</b>	<b>29,057.65</b>	<b>-3,800.76</b>		<b>-1,048.60</b>	
WOR	2021-08-19, 10:29:20	1,870	11.0600	11.0200	-20,682.20	-18.20	20,700.40	0.00		-74.80	O;P
WOR	2021-08-27, 10:11:26	-1,870	9.9700	10.5100	18,643.90	-16.41	-20,700.40	-2,072.91		-1,009.80	C
<b>Total WOR</b>		<b>0</b>			<b>-2,038.30</b>	<b>-34.61</b>	<b>0.00</b>	<b>-2,072.91</b>		<b>-1,084.60</b>	
WOW	2021-09-29, 11:25:25	-433	37.9900	38.2800	16,449.67	-14.48	-14,951.60	1,483.59		-125.57	C;P
WOW	2022-05-13, 10:18:30	816	37.4600	37.6400	-30,567.36	-26.90	30,594.26	0.00		146.88	O;P
WOW	2022-05-20, 10:21:44	-816	35.3000	35.3500	28,804.80	-25.35	-30,594.26	-1,814.81		-40.80	C;P
<b>Total WOW</b>		<b>-433</b>			<b>14,687.11</b>	<b>-66.72</b>	<b>-14,951.60</b>	<b>-331.22</b>		<b>-19.49</b>	
<b>Total</b>					<b>207,915.70</b>	<b>-2,431.17</b>	<b>-185,757.18</b>	<b>19,727.34</b>		<b>2,478.25</b>	
<b>USD</b>											
AMD	2022-01-19, 07:04:17	60.0195	133.29000325	131.9300	-8,000.00	-1.00	8,001.00	0.00		-81.63	FPA;O;P
AMD	2022-01-25, 07:20:40	-30.0195	113.9099935	116.5300	3,419.52	-1.02	-4,001.80	-583.30		-78.65	C;FPA;P
AMD	2022-02-02, 01:30:02	-30	116.7600	116.7800	3,502.80	-1.02	-3,999.20	-497.42		-0.60	C
AMD	2022-03-16, 05:57:04	-33.6065	108.38981953	109.3300	3,642.60	-1.02	-3,800.99	-159.41		-31.60	C;FPA;P
<b>Total AMD</b>		<b>-33.6065</b>			<b>2,564.92</b>	<b>-4.07</b>	<b>-3,800.99</b>	<b>-1,240.14</b>		<b>-192.47</b>	
CEG	2022-03-02, 01:30:03	-22	45.6200	47.7900	1,003.64	-1.01	-1,067.07	-64.43		-47.74	C
<b>Total CEG</b>		<b>-22</b>			<b>1,003.64</b>	<b>-1.01</b>	<b>-1,067.07</b>	<b>-64.43</b>		<b>-47.74</b>	
DLTR	2022-01-19, 07:02:24	30.9889	129.07838237	129.0400	-4,000.00	-1.00	4,001.00	0.00		-1.19	FPA;O;P; RPA
DLTR	2022-01-25, 03:13:28	-30.9889	128.33904266	132.1500	3,977.09	-1.02	-4,001.00	-24.94		-118.10	C;FPA;P
DLTR	2022-02-02, 07:01:19	28	133.2900	134.2400	-3,732.12	-1.00	3,733.12	0.00		26.60	O
DLTR	2022-03-02, 01:30:02	-28	141.7200	139.7100	3,968.16	-1.02	-3,733.12	234.02		56.28	C
DLTR	2022-04-02, 00:30:03	24.8892	160.71198444	159.4300	-3,999.99	-1.00	4,000.99	0.00		-31.91	FPA;O;P; RPA
DLTR	2022-04-04, 23:30:03	25.0965	159.38422589	156.7700	-3,999.99	-1.00	4,000.99	0.00		-65.61	FPA;O;P
DLTR	2022-04-11, 23:30:03	-25	162.9700	165.4900	4,074.25	-1.02	-4,018.74	54.49		-63.00	C
DLTR	2022-05-02, 23:30:02	-24.9857	162.99447692	163.3800	4,072.53	-1.02	-3,983.24	88.27		-9.63	C;FPA;P
<b>Total DLTR</b>		<b>0</b>			<b>359.93</b>	<b>-8.10</b>	<b>0.00</b>	<b>351.83</b>		<b>-206.55</b>	
EXC	2022-02-02, 07:00:16	66	57.5262	57.8300	-3,796.73	-1.00	3,797.73	0.00		20.05	O
EXC	2022-03-02, 01:30:01	-66	42.0000	42.2300	2,772.00	-1.02	-2,730.66	40.32		-15.18	C
EXC	2022-04-02, 00:30:03	83.8214	47.72048529	47.6600	-4,000.00	-1.00	4,001.00	0.00		-5.07	FPA;FPA; O;P

Trades												
EXC	2022-04-04, 23:30:03		83.9302	47.65863308	47.3400	-4,000.00	-1.00	4,001.00	0.00		-26.74	FPA;FPA; O;P
EXC	2022-04-11, 23:30:02		-83	49.9300	48.2400	4,144.19	-1.03	-3,961.85	181.31		140.27	C
EXC	2022-05-02, 23:30:02		-84.7516	46.8725718	46.6500	3,972.53	-1.03	-4,040.15	-68.65		18.86	C;FPA;P
<b>Total EXC</b>			<b>0</b>			<b>-908.01</b>	<b>-6.09</b>	<b>1,067.07</b>	<b>152.97</b>		<b>132.19</b>	
FTNT	2022-01-19, 07:05:20		12.8743	310.69524836	308.4700	-3,999.98	-1.00	4,000.98	0.00		-28.65	FPA;O;P; RPA
FTNT	2022-02-02, 01:30:03		-12.8743	297.87531345	302.1800	3,834.94	-1.02	-4,000.98	-167.07		-55.42	C;FPA;P
<b>Total FTNT</b>			<b>0</b>			<b>-165.05</b>	<b>-2.02</b>	<b>0.00</b>	<b>-167.07</b>		<b>-84.07</b>	
IBB	2021-11-12, 01:30:01		-64	154.0000	153.4200	9,856.00	-1.06	-8,984.04	870.90		37.12	C
<b>Total IBB</b>			<b>-64</b>			<b>9,856.00</b>	<b>-1.06</b>	<b>-8,984.04</b>	<b>870.90</b>		<b>37.12</b>	
IWM	2021-11-09, 06:05:51		50	243.0050	242.5600	-12,150.25	-1.00	12,151.25	0.00		-22.25	O
<b>Total IWM</b>			<b>50</b>			<b>-12,150.25</b>	<b>-1.00</b>	<b>12,151.25</b>	<b>0.00</b>		<b>-22.25</b>	
NVDA	2022-04-02, 00:30:03		14.6146	273.69756613	267.1200	-3,999.98	-1.00	4,000.98	0.00		-96.13	FPA;O;P; RPA
NVDA	2022-05-02, 23:30:03		-14.6146	185.33672861	195.3300	2,708.62	-1.02	-4,000.98	-1,293.37		-146.05	C;FPA;P
<b>Total NVDA</b>			<b>0</b>			<b>-1,291.36</b>	<b>-2.02</b>	<b>0.00</b>	<b>-1,293.37</b>		<b>-242.18</b>	
PANW	2022-02-02, 07:02:45		7.4542	509.77487457	512.8600	-3,799.96	-1.00	3,800.96	0.00		23.00	FPA;O;P
PANW	2022-03-02, 01:30:02		-7.4542	591.36501784	576.7500	4,408.15	-1.02	-3,800.96	606.17		108.94	C;FPA;P
PANW	2022-04-02, 00:30:02		6.4358	621.51668697	611.1100	-3,999.96	-1.00	4,000.96	0.00		-66.98	FPA;FPA; O;P
PANW	2022-04-04, 23:30:04		6.4876	616.55820003	628.1000	-3,999.98	-1.00	4,000.98	0.00		74.88	FPA;O;P; RPA
PANW	2022-04-11, 23:30:03		-6.5	602.42384615	610.9000	3,915.76	-1.02	-4,040.54	-125.81		-55.10	C;FPA;P
PANW	2022-05-02, 23:30:03		-6.4234	558.20990441	571.9500	3,585.61	-1.02	-3,961.40	-376.81		-88.26	C;FPA;P
<b>Total PANW</b>			<b>0</b>			<b>109.61</b>	<b>-6.06</b>	<b>0.00</b>	<b>103.55</b>		<b>-3.51</b>	
REGN	2022-04-04, 23:30:03		5.7183	699.50838798	698.4100	-4,000.00	-1.00	4,001.00	0.00		-6.28	FPA;O;P; RPA
REGN	2022-04-11, 23:30:02		-5.7183	736.84475124	722.3700	4,213.50	-1.02	-4,001.00	211.48		82.77	C;FPA;P
<b>Total REGN</b>			<b>0</b>			<b>213.50</b>	<b>-2.02</b>	<b>0.00</b>	<b>211.48</b>		<b>76.49</b>	
RSP	2022-01-19, 07:00:33		-100	159.7550	159.0100	15,975.50	-1.09	-12,271.80	3,702.61		74.50	C
<b>Total RSP</b>			<b>-100</b>			<b>15,975.50</b>	<b>-1.09</b>	<b>-12,271.80</b>	<b>3,702.61</b>		<b>74.50</b>	
TEAM	2022-01-19, 07:06:57		13.6027	294.05925155	293.6300	-4,000.00	-1.00	4,001.00	0.00		-5.84	FPA;O;P; RPA
TEAM	2022-02-02, 01:30:02		-13.6027	324.80917553	325.8700	4,418.28	-1.02	-4,001.00	416.26		-14.43	C;FPA;P
<b>Total TEAM</b>			<b>0</b>			<b>418.28</b>	<b>-2.02</b>	<b>0.00</b>	<b>416.26</b>		<b>-20.27</b>	
TSLA	2022-01-19, 07:03:23		7.6125	1,050.892413 79	1,030.5100	-7,999.92	-1.00	8,000.92	0.00		-155.16	O;P;RPA
TSLA	2022-01-25, 05:35:01		-3.6125	889.31608997	930.0000	3,212.65	-1.02	-3,796.86	-585.22		-146.97	C;FPA;P
TSLA	2022-03-02, 01:30:02		-4	869.9700	864.3700	3,479.88	-1.02	-4,204.06	-725.20		22.40	C

Trades											
TSLA	2022-04-02, 00:30:03		3.6993	1,081.270973 97	1,084.5900	-3,999.95	-1.00	4,000.95	0.00	12.28	FPA;FPA; O;P
TSLA	2022-05-02, 23:30:03		-3.6993	862.0496594	902.9400	3,188.98	-1.02	-4,000.95	-812.98	-151.27	C;FPA;P
<b>Total TSLA</b>			<b>0</b>			<b>-2,118.35</b>	<b>-5.05</b>	<b>0.00</b>	<b>-2,123.40</b>	<b>-418.72</b>	
VRTX	2022-04-04, 23:30:03		14.9729	267.14770115	268.6400	-3,999.98	-1.00	4,000.98	0.00	22.34	FPA;O;P; RPA
VRTX	2022-04-11, 23:30:01		-14.9729	279.96006518	281.0900	4,191.81	-1.02	-4,000.98	189.81	-16.92	C;FPA;P
<b>Total VRTX</b>			<b>0</b>			<b>191.84</b>	<b>-2.02</b>	<b>0.00</b>	<b>189.81</b>	<b>5.43</b>	
XLNX	2022-02-02, 07:03:41		19.5001	194.87051292	198.3200	-3,799.99	-1.00	3,800.99	0.00	67.27	FPA;O;P
<b>Total XLNX</b>			<b>19.5001</b>			<b>-3,799.99</b>	<b>-1.00</b>	<b>3,800.99</b>	<b>0.00</b>	<b>67.27</b>	
<b>Total</b>						<b>10,260.22</b>	<b>-44.63</b>	<b>-9,104.59</b>	<b>1,110.99</b>	<b>-844.77</b>	
<b>Total in AUD</b>						<b>16,508.57</b>	<b>-61.37</b>	<b>-15,018.86</b>	<b>1,428.34</b>	<b>-1,181.80</b>	
Symbol	Date/Time		Quantity	T. Price		Proceeds	Comm in AUD			MTM in AUD	Code
Forex											
USD											
AUD.USD	2022-04-04, 23:31:46		-1,016	0.7512		763.22	0.00			-4.20	L
AUD.USD	2022-04-07, 09:47:12		0.1187	0.75098		-0.09	0.00			0.00	
<b>Total AUD.USD</b>			<b>-1,015.8813</b>			<b>763.13</b>	<b>0.00</b>			<b>-4.20</b>	
<b>Total</b>						<b>763.13</b>	<b>0.00</b>			<b>-4.20</b>	
<b>Total in AUD</b>						<b>1,011.68</b>	<b>0.00</b>			<b>-4.20</b>	

Corporate Actions										
Report Date	Date/Time	Description		Quantity	Proceeds	Value	Realized P/L	Code		
Stocks										
AUD										
2021-07-01	2021-07-01, 10:25:00	EDV.TEMP(AU154833TEMP) Merged(Acquisition) WITH au0000154833 1 FOR 1 (EDV, WOOLWORTHS GROUP LTD - SPINOFF, AU0000154833)		433	0.00	2,758.21	0.00			
2021-07-01	2021-07-01, 10:25:00	EDV.TEMP(AU154833TEMP) Merged(Acquisition) WITH au0000154833 1 FOR 1 (EDV.TEMP, EDV.TEMP, AU154833TEMP)		-433	0.00	-2,623.98	0.00			
2021-09-22	2021-09-22, 10:25:00	TCL(AU000000TCL6) Subscribable Rights Issue 1 for 9 (TCLR, TRANSURBAN GROUP-RTS, AU0000176083)		164.4444	0.00	0.00	0.00			
<b>Total</b>					<b>0.00</b>	<b>134.23</b>	<b>0.00</b>			
USD										
2022-02-02	2022-02-02, 12:25:00	EXC(US30161N1019) Spinoff 1 for 3 (CEG, CONSTELLATION ENERGY, US21037T1097)		22	0.00	0.00	0.00			
2022-02-15	2022-02-15, 12:25:00	XLNX(US9839191015) Merged(Acquisition) WITH US0079031078 8617 FOR 5000 (AMD, ADVANCED MICRO DEVICES, US0079031078)		33.6065	0.00	4,082.18	0.00			
2022-02-15	2022-02-15, 12:25:00	XLNX(US9839191015) Merged(Acquisition) WITH US0079031078 8617 FOR 5000 (XLNX, XILINX INC, US9839191015)		-19.5001	0.00	-3,800.96	0.00			
<b>Total</b>					<b>0.00</b>	<b>281.22</b>	<b>0.00</b>			
<b>Total in AUD</b>					<b>0.00</b>	<b>393.23</b>	<b>0.00</b>			

Dividends		
Date	Description	Amount
<b>AUD</b>		
2021-07-03	CSR (AU000000CSR5) Cash Dividend AUD 0.095 (Mixed Income)	447.93
2021-07-03	CSR (AU000000CSR5) Cash Dividend AUD 0.145 (Mixed Income)	683.68
2021-07-03	MQG (AU000000MQG1) Cash Dividend AUD 3.35 (Mixed Income)	452.25
2021-07-03	NAB (AU000000NAB4) Cash Dividend AUD 0.60 (Mixed Income)	453.60
2021-07-06	ALQ (AU000000ALQ6) Cash Dividend AUD 0.146 (Mixed Income)	296.09
2021-07-08	FPH(NZFAPE0001S2) Cash Dividend AUD 0.24065412 per Share (Ordinary Dividend)	166.53
2021-07-17	A200 (AU000000A2000) Cash Dividend AUD 0.565479 (Mixed Income)	565.48
2021-09-18	ASH(AU000000ASH0) Cash Dividend AUD 0.024 per Share (Mixed Income)	103.20
2021-09-24	RMD(AU000000RMD6) Cash Dividend AUD 0.05875769 per Share (Mixed Income)	47.95
2021-10-01	RHC(AU000000RHC8) Cash Dividend AUD 1.03 per Share (Mixed Income)	265.74
2021-10-06	SEK(AU000000SEK6) Cash Dividend AUD 0.20 per Share (Mixed Income)	129.00
2021-10-07	ILU(AU000000ILU1) Cash Dividend AUD 0.12 per Share (Ordinary Dividend)	269.52
2021-10-09	WOW(AU000000WOW2) Cash Dividend AUD 0.55 per Share (Ordinary Dividend)	238.15
2021-10-19	A200 (AU000000A2000) Cash Dividend AUD 1.699192 (Ordinary Dividend)	1,699.19
2021-12-11	CSR(AU000000CSR5) Cash Dividend AUD 0.135 per Share (Mixed Income)	636.53
2021-12-15	MQG (AU000000MQG1) Cash Dividend AUD 2.72 (Mixed Income)	367.20
2021-12-16	NAB (AU000000NAB4) Cash Dividend AUD 0.67 (Mixed Income)	432.82
2022-01-20	A200 (AU000000A2000) Cash Dividend AUD 0.785558 (Ordinary Dividend)	785.56
2022-02-23	TCL (AU000000TCL6) Cash Dividend AUD 0.15 (Mixed Income)	222.00
2022-03-18	ASH(AU000000ASH0) Cash Dividend AUD 0.03 per Share (Mixed Income)	129.00
2022-03-18	CPU (AU000000CPU5) Cash Dividend AUD 0.24 (Mixed Income)	260.16
2022-03-29	BHP (AU000000BHP4) Cash Dividend AUD 2.08055925 (Mixed Income)	1,379.41
2022-03-31	WES (AU000000WES1) Cash Dividend AUD 0.80 (Mixed Income)	351.20
2022-04-07	CSL(AU000000CSL8) Cash Dividend AUD 1.42290304 per Share (Mixed Income)	95.33
2022-04-22	RIO (AU000000RIO1) Cash Dividend AUD 5.7704 (Mixed Income)	1,431.06
2022-04-22	RIO (AU000000RIO1) Cash Dividend AUD 0.858 (Mixed Income)	212.78
2022-06-25	WBC (AU000000WBC1) Cash Dividend AUD 0.61 (Mixed Income)	772.26
<b>Total</b>		<b>12,893.62</b>
<b>USD</b>		
2021-10-01	IBB(US4642875565) Cash Dividend USD 0.124407 per Share (Ordinary Dividend)	7.96

Interest Accruals	
<b>Base Currency Summary</b>	
Starting Accrual Balance	0.00
Interest Accrued	93.58
Accrual Reversal	-11.90
FX Translation	-0.04
Ending Accrual Balance	81.65
<b>AUD</b>	
Starting Accrual Balance	0.00
Interest Accrued	62.34
Accrual Reversal	-2.16
Ending Accrual Balance	60.18
<b>USD</b>	
Starting Accrual Balance	0.00
Interest Accrued	21.84
Accrual Reversal	-7.02
Ending Accrual Balance	14.82
Ending Accrual Balance in AUD	21.47

Withholding Tax			
Date	Description	Amount	Code
<b>AUD</b>			
2021-07-08	FPH(NZFAPE0001S2) Cash Dividend AUD 0.24065412 per Share - NZ Tax	-24.98	
<b>Total</b>		<b>-24.98</b>	
<b>USD</b>			
2021-10-01	IBB(US4642875565) Cash Dividend USD 0.124407 per Share - US Tax	-1.19	
2021-10-01	RSP(US46137V3574) Cash Dividend USD 0.5568 per Share - US Tax	-8.35	
2021-12-18	IWM(US4642876555) Cash Dividend USD 0.66552 per Share - US Tax	-4.99	
2022-01-01	RSP(US46137V3574) Cash Dividend USD 0.45384 per Share - US Tax	-6.81	
2022-02-15	XLNX(US9839191015) Cash Dividend USD 0.37 per Share - US Tax	-1.08	
2022-03-11	CEG(US21037T1097) Cash Dividend USD 0.141 per Share - US Tax	-0.46	
2022-03-11	EXC(US30161N1019) Cash Dividend USD 0.3375 per Share - US Tax	-3.34	
2022-03-31	IWM(US4642876555) Cash Dividend USD 0.399649 per Share - US Tax	-3.00	
2022-06-16	IWM(US4642876555) Cash Dividend USD 0.494057 per Share - US Tax	-3.70	
<b>Total</b>		<b>-32.92</b>	
<b>Total in AUD</b>		<b>-45.53</b>	
<b>Total Withholding Tax in AUD</b>		<b>-70.51</b>	

## Dividends

Date	Description	Amount
2021-10-01	RSP(US46137V3574) Cash Dividend USD 0.5568 per Share (Ordinary Dividend)	55.68
2021-12-18	IWM(US4642876555) Cash Dividend USD 0.66552 per Share (Ordinary Dividend)	33.28
2022-01-01	RSP(US46137V3574) Cash Dividend USD 0.45384 per Share (Ordinary Dividend)	45.38
2022-02-15	XLNX(US9839191015) Cash Dividend USD 0.37 per Share (Ordinary Dividend)	7.22
2022-03-11	CEG(US21037T1097) Cash Dividend USD 0.141 per Share (Ordinary Dividend)	3.10
2022-03-11	EXC(US30161N1019) Cash Dividend USD 0.3375 per Share (Ordinary Dividend)	22.28
2022-03-31	IWM(US4642876555) Cash Dividend USD 0.399649 per Share (Ordinary Dividend)	19.98
2022-06-16	IWM(US4642876555) Cash Dividend USD 0.494057 per Share (Ordinary Dividend)	24.70
<b>Total</b>		<b>219.58</b>
<b>Total in AUD</b>		<b>303.72</b>
<b>Total Dividends in AUD</b>		<b>13,197.34</b>

## Interest

Date	Description	Amount
<b>AUD</b>		
2022-06-03	AUD Credit Interest for May-2022	2.16
<b>Total</b>		<b>2.16</b>
<b>USD</b>		
2022-06-03	USD Credit Interest for May-2022	7.02
<b>Total</b>		<b>7.02</b>
<b>Total in AUD</b>		<b>9.74</b>
<b>Total Interest in AUD</b>		<b>11.90</b>

## Deposits & Withdrawals

Date	Description	Amount
<b>AUD</b>		
2021-10-01	Electronic Fund Transfer	10,000.00
<b>Total</b>		<b>10,000.00</b>

## Change in Dividend Accruals

Symbol	Date	Ex Date	Pay Date	Quantity	Tax	Fee	Gross Rate	Gross Amount	Net Amount	Code
<b>Starting Dividend Accruals in AUD</b>									<b>2,455.01</b>	
<b>Stocks</b>										
<b>AUD</b>										
A200	2021-07-01	2021-07-01	2021-07-16	1,000	0.00	0.00	0.57	565.48	565.48	Po
A200	2021-07-17	2021-07-01	2021-07-16	1,000	0.00	0.00	0.57	-565.48	-565.48	Re
A200	2021-10-01	2021-10-01	2021-10-18	1,000	0.00	0.00	1.70	1,699.19	1,699.19	Po
A200	2021-10-19	2021-10-01	2021-10-18	1,000	0.00	0.00	1.70	-1,699.19	-1,699.19	Re
A200	2022-01-04	2022-01-04	2022-01-19	1,000	0.00	0.00	0.79	785.56	785.56	Po
A200	2022-01-20	2022-01-04	2022-01-19	1,000	0.00	0.00	0.79	-785.56	-785.56	Re
ALL	2022-05-26	2022-05-26	2022-07-01	856	0.00	0.00	0.26	222.56	222.56	Po
ALQ	2021-07-06	2021-06-07	2021-07-05	2,028	0.00	0.00	0.15	-296.09	-296.09	Re
ASH	2021-09-01	2021-09-01	2021-09-17	4,300	0.00	0.00	0.02	103.20	103.20	Po
ASH	2021-09-18	2021-09-01	2021-09-17	4,300	0.00	0.00	0.02	-103.20	-103.20	Re
ASH	2022-03-02	2022-03-02	2022-03-17	4,300	0.00	0.00	0.03	129.00	129.00	Po
ASH	2022-03-18	2022-03-02	2022-03-17	4,300	0.00	0.00	0.03	-129.00	-129.00	Re
BHP	2022-02-24	2022-02-24	2022-03-28	663	0.00	0.00	2.11	1,397.14	1,397.14	Po
BHP	2022-02-24	2022-02-24	2022-03-28	663	0.00	0.00	2.08	1,379.41	1,379.41	Po
BHP	2022-02-24	2022-02-24	2022-03-28	663	0.00	0.00	2.08	-1,397.14	-1,397.14	Re
BHP	2022-03-29	2022-02-24	2022-03-28	663	0.00	0.00	2.08	-1,379.41	-1,379.41	Re
CPU	2022-02-15	2022-02-15	2022-03-17	1,084	0.00	0.00	0.24	260.16	260.16	Po
CPU	2022-03-18	2022-02-15	2022-03-17	1,084	0.00	0.00	0.24	-260.16	-260.16	Re
CSL	2022-03-05	2022-03-07	2022-04-06	67	0.00	0.00	1.46	97.77	97.77	Po
CSL	2022-03-05	2022-03-07	2022-04-06	67	0.00	0.00	1.42	95.33	95.33	Po
CSL	2022-03-05	2022-03-07	2022-04-06	67	0.00	0.00	1.42	-97.77	-97.77	Re
CSL	2022-04-07	2022-03-07	2022-04-06	67	0.00	0.00	1.42	-95.33	-95.33	Re

## Change in Dividend Accruals

Symbol	Date	Ex Date	Pay Date	Quantity	Tax	Fee	Gross Rate	Gross Amount	Net Amount	Code
CSR	2021-07-03	2021-05-28	2021-07-02	4,715	0.00	0.00	0.10	-447.93	-447.93	Re
CSR	2021-07-03	2021-05-28	2021-07-02	4,715	0.00	0.00	0.14	-683.68	-683.68	Re
CSR	2021-11-09	2021-11-09	2021-12-10	4,715	0.00	0.00	0.14	636.53	636.53	Po
CSR	2021-12-11	2021-11-09	2021-12-10	4,715	0.00	0.00	0.14	-636.53	-636.53	Re
FPH	2021-07-08	2021-06-24	2021-07-07	692	-21.43	0.00	0.24	-142.89	-121.46	Re
ILU	2021-09-07	2021-09-07	2021-10-06	2,246	0.00	0.00	0.12	269.52	269.52	Po
ILU	2021-10-07	2021-09-07	2021-10-06	2,246	0.00	0.00	0.12	-269.52	-269.52	Re
MQG	2021-07-03	2021-05-17	2021-07-02	135	0.00	0.00	3.35	-452.25	-452.25	Re
MQG	2021-11-06	2021-11-08	2021-12-14	135	0.00	0.00	2.72	367.20	367.20	Po
MQG	2021-12-15	2021-11-08	2021-12-14	135	0.00	0.00	2.72	-367.20	-367.20	Re
NAB	2021-07-03	2021-05-13	2021-07-02	756	0.00	0.00	0.60	-453.60	-453.60	Re
NAB	2021-11-13	2021-11-15	2021-12-15	646	0.00	0.00	0.67	432.82	432.82	Po
NAB	2021-12-16	2021-11-15	2021-12-15	646	0.00	0.00	0.67	-432.82	-432.82	Re
RHC	2021-09-04	2021-09-06	2021-09-30	258	0.00	0.00	1.03	265.74	265.74	Po
RHC	2021-10-01	2021-09-06	2021-09-30	258	0.00	0.00	1.03	-265.74	-265.74	Re
RIO	2022-03-10	2022-03-10	2022-04-21	248	0.00	0.00	0.86	212.78	212.78	Po
RIO	2022-03-10	2022-03-10	2022-04-21	248	0.00	0.00	5.77	1,431.06	1,431.06	Po
RIO	2022-04-22	2022-03-10	2022-04-21	248	0.00	0.00	5.77	-1,431.06	-1,431.06	Re
RIO	2022-04-22	2022-03-10	2022-04-21	248	0.00	0.00	0.86	-212.78	-212.78	Re
RMD	2021-08-18	2021-08-18	2021-09-23	816	7.09	0.00	0.06	47.24	40.15	Po
RMD	2021-08-18	2021-08-18	2021-09-23	816	5.04	0.00	0.04	33.59	28.55	Po
RMD	2021-08-18	2021-08-18	2021-09-23	816	7.09	0.00	0.06	47.24	40.15	Po
RMD	2021-08-18	2021-08-18	2021-09-23	816	-7.09	0.00	0.04	-47.24	-40.15	Re
RMD	2021-08-18	2021-08-18	2021-09-23	816	-5.04	0.00	0.06	-33.59	-28.55	Re
RMD	2021-08-18	2021-08-18	2021-09-23	816	-7.09	0.00	0.06	-47.24	-40.15	Re
SEK	2021-09-08	2021-09-08	2021-10-05	645	0.00	0.00	0.20	129.00	129.00	Po
SEK	2021-10-06	2021-09-08	2021-10-05	645	0.00	0.00	0.20	-129.00	-129.00	Re
TCL	2021-12-30	2021-12-30	2022-02-22	1,480	0.00	0.00	0.15	222.00	222.00	Po
TCL	2022-02-23	2021-12-30	2022-02-22	1,480	0.00	0.00	0.15	-222.00	-222.00	Re
TCL	2022-06-29	2022-06-29	2022-08-23	1,810	0.00	0.00	0.26	470.60	470.60	Po
WBC	2022-05-19	2022-05-19	2022-06-24	1,266	0.00	0.00	0.61	772.26	772.26	Po
WBC	2022-06-25	2022-05-19	2022-06-24	1,266	0.00	0.00	0.61	-772.26	-772.26	Re
WES	2022-02-22	2022-02-22	2022-03-30	439	0.00	0.00	0.80	351.20	351.20	Po
WES	2022-03-31	2022-02-22	2022-03-30	439	0.00	0.00	0.80	-351.20	-351.20	Re
WOW	2021-09-02	2021-09-02	2021-10-08	433	0.00	0.00	0.55	238.15	238.15	Po
WOW	2021-10-09	2021-09-02	2021-10-08	433	0.00	0.00	0.55	-238.15	-238.15	Re
<b>Total</b>					<b>-21.43</b>	<b>0.00</b>		<b>-1,783.28</b>	<b>-1,761.85</b>	
<b>NZD</b>										
NAB	2021-11-13	2021-11-15	2021-12-15	646	0.00	0.00	0.69	448.27	448.27	Po
NAB	2021-11-13	2021-11-15	2021-12-15	646	0.00	0.00	0.69	-448.27	-448.27	Re
<b>Total</b>					<b>0.00</b>	<b>0.00</b>		<b>0.00</b>	<b>0.00</b>	
<b>Total in AUD</b>					<b>0.00</b>	<b>0.00</b>		<b>2.49</b>	<b>2.49</b>	
<b>USD</b>										
CEG	2022-02-24	2022-02-24	2022-03-10	22	0.46	0.00	0.14	3.10	2.64	Po
CEG	2022-03-11	2022-02-24	2022-03-10	22	-0.46	0.00	0.14	-3.10	-2.64	Re
EXC	2022-02-24	2022-02-24	2022-03-10	66	3.34	0.00	0.34	22.28	18.94	Po



## Change in Dividend Accruals

Symbol	Date	Ex Date	Pay Date	Quantity	Tax	Fee	Gross Rate	Gross Amount	Net Amount	Code
EXC	2022-03-11	2022-02-24	2022-03-10	66	-3.34	0.00	0.34	-22.28	-18.94	Re
IBB	2021-09-24	2021-09-24	2021-09-30	64	1.20	0.00	0.12	7.96	6.76	Po
IBB	2021-09-24	2021-09-24	2021-09-30	64	1.19	0.00	0.12	7.96	6.77	Po
IBB	2021-09-24	2021-09-24	2021-09-30	64	-1.20	0.00	0.12	-7.96	-6.76	Re
IBB	2021-10-01	2021-09-24	2021-09-30	64	-1.19	0.00	0.12	-7.96	-6.77	Re
IWM	2021-12-11	2021-12-13	2021-12-17	50	4.99	0.00	0.67	33.27	28.28	Po
IWM	2021-12-11	2021-12-13	2021-12-17	50	4.99	0.00	0.67	33.28	28.29	Po
IWM	2021-12-11	2021-12-13	2021-12-17	50	-4.99	0.00	0.67	-33.27	-28.28	Re
IWM	2021-12-18	2021-12-13	2021-12-17	50	-4.99	0.00	0.67	-33.28	-28.29	Re
IWM	2022-03-24	2022-03-24	2022-03-30	50	3.00	0.00	0.40	19.99	16.99	Po
IWM	2022-03-24	2022-03-24	2022-03-30	50	3.00	0.00	0.40	19.98	16.98	Po
IWM	2022-03-24	2022-03-24	2022-03-30	50	-3.00	0.00	0.40	-19.99	-16.99	Re
IWM	2022-03-31	2022-03-24	2022-03-30	50	-3.00	0.00	0.40	-19.98	-16.98	Re
IWM	2022-06-09	2022-06-09	2022-06-15	50	3.70	0.00	0.49	24.70	21.00	Po
IWM	2022-06-16	2022-06-09	2022-06-15	50	-3.70	0.00	0.49	-24.70	-21.00	Re
RSP	2021-09-18	2021-09-20	2021-09-30	100	8.35	0.00	0.56	55.68	47.33	Po
RSP	2021-10-01	2021-09-20	2021-09-30	100	-8.35	0.00	0.56	-55.68	-47.33	Re
RSP	2021-12-18	2021-12-20	2021-12-31	100	6.80	0.00	0.45	45.38	38.58	Po
RSP	2021-12-18	2021-12-20	2021-12-31	100	6.81	0.00	0.45	45.38	38.57	Po
RSP	2021-12-18	2021-12-20	2021-12-31	100	-6.80	0.00	0.45	-45.38	-38.58	Re
RSP	2022-01-01	2021-12-20	2021-12-31	100	-6.81	0.00	0.45	-45.38	-38.57	Re
XLNX	2022-02-04	2022-02-04	2022-02-14	19.5001	1.08	0.00	0.37	7.22	6.14	Po
XLNX	2022-02-15	2022-02-04	2022-02-14	19.5001	-1.08	0.00	0.37	-7.22	-6.14	Re
<b>Total</b>					<b>0.00</b>	<b>0.00</b>		<b>0.00</b>	<b>0.00</b>	
<b>Total in AUD</b>					<b>0.23</b>	<b>0.00</b>		<b>1.52</b>	<b>1.30</b>	
<b>Total Stocks in AUD</b>					<b>-21.20</b>	<b>0.00</b>		<b>-1,779.27</b>	<b>-1,758.07</b>	
<b>Ending Dividend Accruals in AUD</b>									<b>693.16</b>	

## Financial Instrument Information

Symbol	Description	Conid	Security ID	Listing Exch	Multiplier	Type	Code
<b>Stocks</b>							
A200	BETASHARES AUSTRALIA 200 ETF	317029374	AU00000A2000	ASX	1	ETF	
AKE	ALLKEM LTD	530888010	AU0000193666	ASX	1	COMMON	
ALL	ARISTOCRAT LEISURE LTD	12294122	AU000000ALL7	ASX	1	COMMON	
ALQ	ALS LTD	112160642	AU000000ALQ6	ASX	1	COMMON	
AMD	ADVANCED MICRO DEVICES	4391	US0079031078	NASDAQ	1	COMMON	
ANZ	AUST AND NZ BANKING GROUP	4109645	AU000000ANZ3	ASX	1	COMMON	
ASH	ASHLEY SERVICES GROUP LTD	164667682	AU000000ASH0	ASX	1	COMMON	
ATEC	BETASHARES S&P/ASX AU TECH	407597432	AU0000075467	ASX	1	ETF	
BHP	BHP GROUP LTD	4036812	AU000000BHP4	ASX	1	COMMON	
BSL	BLUESCOPE STEEL LTD	15192570	AU000000BSL0	ASX	1	COMMON	
CBA	COMMONWEALTH BANK OF AUSTRAL	4036818	AU000000CBA7	ASX	1	COMMON	
CEG	CONSTELLATION ENERGY	538132976	US21037T1097	NASDAQ	1	COMMON	
CIM	CIMIC GROUP LTD	191744923	AU000000CIM7	ASX	1	COMMON	
COH	COCHLEAR LIMITED	12370091	AU000000COH5	ASX	1	COMMON	
CPU	COMPUTERSHARE LIMITED	11289549	AU000000CPU5	ASX	1	COMMON	
CSL	CSL LIMITED	11294198	AU000000CSL8	ASX	1	COMMON	
CSR	CSR LIMITED	4109660	AU000000CSR5	ASX	1	COMMON	
DLTR	DOLLAR TREE INC	49388062	US2567461080	NASDAQ	1	COMMON	
DMP	DOMINO'S PIZZA ENTERPRISES L	44200583	AU000000DMP0	ASX	1	COMMON	
EDV	ENDEAVOUR GROUP LTD/AUSTRALI	497298097	AU0000154833	ASX	1	COMMON	
EDV.TEMP	EDV.TEMP	499310921	AU154833TEMP	CORPACT	1	TENDER	
EXC	EXELON CORP	11000	US30161N1019	NASDAQ	1	COMMON	
FLT	FLIGHT CENTRE TRAVEL GROUP L	14063411	AU000000FLT9	ASX	1	COMMON	
FMG	FORTESCUE METALS GROUP LTD	34805876	AU000000FMG4	ASX	1	COMMON	
FPH	FISHER & PAYKEL HEALTHCARE C	14063387	NZFAP0001S2	ASX	1	COMMON	
FTNT	FORTINET INC	70236214	US34959E1091	NASDAQ	1	COMMON	
IBB	ISHARES BIOTECHNOLOGY ETF	11517520	US4642875565	NASDAQ	1	ETF	
IGO	IGO LTD	42469783	AU000000IGO4	ASX	1	COMMON	
ILU	ILUKA RESOURCES LIMITED	4708370	AU000000ILU1	ASX	1	COMMON	
IWM	ISHARES RUSSELL 2000 ETF	9579970	US4642876555	ARCA	1	ETF	
JBH	JB HI-FI LIMITED	30865337	AU000000JBH7	ASX	1	COMMON	
JHX	JAMES HARDIE INDUSTRIES-CDI	12345665	AU000000JHX1	ASX	1	RECEIPT	
MND	MONADELPHOUS GROUP LIMITED	14064610	AU000000MND5	ASX	1	COMMON	
MQG	MACQUARIE GROUP LTD	47028156	AU000000MQG1	ASX	1	COMMON	
NAB	NATIONAL AUSTRALIA BANK LIMITED	4036823	AU000000NAB4	ASX	1	COMMON	
NVDA	NVIDIA CORP	4815747	US67066G1040	NASDAQ	1	COMMON	

## Financial Instrument Information

Symbol	Description	Conid	Security ID	Listing Exch	Multiplier	Type	Code
ORG	ORIGIN ENERGY LIMITED	7202087	AU000000ORG5	ASX	1	COMMON	
PANW	PALO ALTO NETWORKS INC	110619459	US6974351057	NASDAQ	1	COMMON	
REA	REA GROUP LTD	14065335	AU000000REA9	ASX	1	COMMON	
REGN	REGENERON PHARMACEUTICALS	273733	US75886F1075	NASDAQ	1	COMMON	
RHC	RAMSAY HEALTH CARE LIMITED	12565187	AU000000RHC8	ASX	1	COMMON	
RIO	RIO TINTO LIMITED	4109654	AU000000RIO1	ASX	1	COMMON	
RMD	RESMED INC-CDI	9508748	AU000000RMD6	ASX	1	RECEIPT	
RSP	INVESCO S&P 500 EQUAL WEIGHT	319359375	US46137V3574	ARCA	1	ETF	
S32	SOUTH32 LTD	193494541	AU000000S320	ASX	1	COMMON	
SEK	SEEK LIMITED	35880760	AU000000SEK6	ASX	1	COMMON	
TCL	TRANSURBAN GROUP	14066073	AU000000TCL6	ASX	1	MISC.	
TCLR	TRANSURBAN GROUP-RTS	516336688	AU0000176083	ASX	1	RIGHT	
TEAM	ATLASSIAN CORP PLC-CLASS A	214809506	GB00BZ09BD16	NASDAQ	1	COMMON	
TSLA	TESLA INC	76792991	US88160R1014	NASDAQ	1	COMMON	
VRTX	VERTEX PHARMACEUTICALS INC	275850	US92532F1003	NASDAQ	1	COMMON	
WBC	WESTPAC BANKING CORPORATION	4036833	AU000000WBC1	ASX	1	COMMON	
WES	WESFARMERS LIMITED	11910870	AU000000WES1	ASX	1	COMMON	
WOR	WORLEY LTD	28109231	AU000000WOR2	ASX	1	COMMON	
WOW	WOOLWORTHS GROUP LTD	4109712	AU000000WOW2	ASX	1	COMMON	
XLNX	XILINX INC	276222	US9839191015	VALUE	1	COMMON	

## Codes

Code	Meaning	Code (Cont.)	Meaning (Cont.)
A	Assignment	LD	Adjusted by Loss Disallowed from Wash Sale
ADR	ADR Fee Accrual	LI	Last In, First Out (LIFO) tax basis election
AEx	Automatic exercise for dividend-related recommendation.	LT	Long Term P/L
Adj	Adjustment	Lo	Direct Loan
Al	Allocation	M	Entered manually by IB
Aw	Away Trade	MEx	Manual exercise for dividend-related recommendation.
B	Automatic Buy-in	ML	Maximize Losses tax basis election
Bo	Direct Borrow	MLG	Maximize Long Term Gain tax basis election
C	Closing Trade	MLL	Maximize Long Term Loss tax basis election
CD	Cash Delivery	MSG	Maximize Short Term Gain tax basis election
CP	Complex Position	MSL	Maximize Short Term Loss tax basis election
Ca	Cancelled	O	Opening Trade
Co	Corrected Trade	P	Partial Execution
Cx	Part or all of this transaction was a Crossing executed as dual agent by IB for two IB customers	PI	Price Improvement
ETF	ETF Creation/Redemption	Po	Interest or Dividend Accrual Posting
Ep	Resulted from an Expired Position	Pr	Part or all of this transaction was executed by the Exchange as a Crossing by IB against an IB affiliate and is therefore classified as a Principal and not an agency trade

## Codes

Code	Meaning	Code (Cont.)	Meaning (Cont.)
Ex	Exercise	R	Dividend Reinvestment
FP	IB acted as agent for the fractional share portion of this trade, which was executed by an IB affiliate as principal.	RED	Redemption to Investor
FPA	IB acted as agent for both the fractional share portion and the whole share portion of this trade; the fractional share portion was executed by an IB Affiliate as principal.	RP	IB acted as agent for the fractional share portion of this trade, which was executed by an IB affiliate as riskless principal.
G	Trade in Guaranteed Account Segment	RPA	IB acted as agent for both the fractional share portion and the whole share portion of this trade; the fractional share portion was executed by an IB Affiliate as riskless principal.
GEA	Exercise or Assignment resulting from offsetting positions	Re	Interest or Dividend Accrual Reversal
HC	Highest Cost tax basis election	Ri	Reimbursement
HFI	Investment Transferred to Hedge Fund	SI	This order was solicited by Interactive Brokers
HFR	Redemption from Hedge Fund	SL	Specific Lot tax basis election
I	Internal Transfer	SO	This order was marked as solicited by your Introducing Broker
IA	This transaction was executed against an IB affiliate	SS	Customer designated this trade for shortened settlement and so is subject to execution at prices above the prevailing market
INV	Investment Transfer from Investor	ST	Short Term P/L
IPO	This transaction was executed as part of an IPO in which IB was a member of the selling group and is classified as a Principal trade.	T	Transfer
L	Ordered by IB (Margin Violation)	Un	Unvested shares from stock grant

## Notes/Legal Notes

### Notes

- This statement has been prepared by Interactive Brokers Australia Pty Ltd AFSL 453554, ABN 98 166 929 568, Level 40, Grosvenor Place, 255 George Street, Sydney NSW to confirm the Transactions covered herein. IBA is a participant of ASX market, the ASX 24 market and the Chi-X Australia market.
- Transactions in products on Australia exchanges which settle via CHESS ((including ordinary shares, units, bonds, hybrids, CDIs, exchange-traded Australian Government Bonds (AGBs) , exchange-traded products (including ETFs), warrants and instalments)) settle on trade date plus two days, i.e. T+2, and options and futures settle on trade date plus one day, i.e. T+1. Share (including stock) transactions on international exchanges generally settle on trade date plus 3 days, i.e. T+3 (some exchanges have longer or shorter settlement periods) and options and futures traded on international exchanges settle on the trade date plus one day, i.e. T+1. A reference to a "trade date" is a reference to the trade date in the place where the market for the relevant product is located. Ending settled cash reflects the cash which has actually settled.
- Initial and maintenance margin requirements are available within the Account Window of the Trader Workstation.
- Quantities preceded by a "-" sign indicate sell transactions. Other transactions are purchases.
- In case of partial executions, commissions are charged on the total quantity executed on the original order. The commission is displayed on the first partial execution only.
- Each closed lot indicated above with a reference to note (6) was chosen by the end of the trading day to be sold versus the specific opening purchase identified in that row.
- Times are displayed in Australian Eastern Standard Time (AEST)/Australian Eastern Daylight Savings Time (AEDT); there will therefore be a difference between the times reported in this statement/report and the times that a trade is reported by the exchange to have occurred in markets which operate in a different time zone. This report covers the period which begins at 10am on a given day through to 10am on the day following the given day unless otherwise indicated.
- You are responsible for promptly checking this statement. You must immediately notify IBA if you become aware that there is an error in this statement. We are entitled to assume that the trades confirmed in this statement are correct unless you notify us of any error within 24 hours following IBA (or someone on its behalf) giving you this statement. If IBA confirms execution or cancellation in error and you delay reporting such error, IBA reserves the right to remove the Transaction from the account or require you to accept the Transaction, in IBA's absolute discretion. Please contact the Interactive Brokers Australia Customer Service Department through by lodging a ticket via account management or via the other means outlined on our website. You may also contact IB by phone, but if you report an error by phone, you should reconfirm such oral communication in writing.
- Unless otherwise noted, Interactive Brokers acted as agent in the execution of all exchange traded products. IBA acts as principal in all over-the-counter transactions, including foreign currency spot and contracts for difference.
- All VWAP trades are effected pursuant to an average price formula based on a reference price provided by a third-party data provider. Additional information and reference prices are available upon request. IBA, as agent, effects VWAP transactions through a market making affiliate, which acts as principal in such transactions and may have a long or short position in the security and may have profited or lost in connection with the transaction.
- All reports, statements and confirmations issued by IBA are subject to the Applicable Laws, the directions, decisions and requirements of the relevant market operator, the clearing rules and where relevant, the relevant settlement rules, the customs and usages of the relevant financial market and the correction of errors and omissions.
- Trades in Cash Market Products (as that term is defined in the relevant market integrity rules) on ASX and Chi-X Australia are cleared by BNP Paribas Securities Services, ARBN 149 440 291, AFSL 402467, who is a participant of ASX Clear Pty Ltd and ASX Settlement Pty Ltd. Trades in Derivative Products on ASX and all products on ASX 24 are cleared by Interactive Brokers Australia as a participant of ASX Clear Pty Ltd and ASX Clear (Futures) Pty Ltd. If your transaction was a crossing transaction, IBA may have either acted on behalf of (i) both the buyer and seller of this transaction, or (ii) on behalf of the buyer or seller on one side of the transaction and act as Principal on the other side. Under the Corporations Act 2001, where IBA enters into an exchange traded derivatives on a customer's behalf, IB is regarded as having issued the derivative to the customer.
- Applicable fees for your transactions is available on the Interactive Brokers Australia website [www.interactivebrokers.com.au](http://www.interactivebrokers.com.au) under "Pricing".

## Notes/Legal Notes

14. Borrow Fee Rate represents the cost to borrow stock expressed in percent per annum. It is applied to the cash collateral amount on the stock borrow contract and is separate from any interest earned on credit cash balances. Similarly, Loan Fee Rate represents the benefit to lend stock. A positive rate indicates a cost to the borrower/benefit to the lender and a negative rate indicates a benefit to the borrower/cost to the lender. In general, the fee rates for hard-to-borrow stocks are higher than for normal availability stocks.
15. The closing prices on this Activity Statement are indicative and may come from third-party sources. While Interactive Brokers Australia reasonably believes the information presented in this statement is correct, Interactive Brokers Australia does not warrant the accuracy of the prices provided by third-party sources.
16. All Market Data and Research services are provided through Global Financial Information Services (GmbH).
17. Market data is provided by Global Financial Information Services (GmbH). Your local broker collects amounts owed for fees and tax for such data on behalf of Global Financial Information Services (GmbH). Note, you are responsible for any applicable taxes relating to the provision of these services.

**Offshore Markets Notes: The following specific notices relate to transactions occurring on non-Australian markets only:**

18. Affiliates of Interactive Brokers Australia receive compensation from fund companies in connection with the purchase and holding of mutual fund shares by customers of Interactive Brokers LLC. Such compensation includes, but is not limited to, Rule 12b-1 fees which are paid out of the funds assets. The source and amount of any remuneration received will be furnished upon written request of the customer.
19. The following entities clear non-Australian exchange transactions: Interactive Brokers LLC; Interactive Brokers Canada Inc.; Interactive Brokers Hong Kong Limited; Interactive Brokers Securities Japan, Inc.; Interactive Brokers (U.K.) Limited; Timber Hill Europe AG; Timber Hill LLC; ABN Amro Clearing Singapore Pte. Ltd.; BBVA Bancomer, S.A.; BNP Paribas Securities Services, Milan Branch; Citibank International plc; Euroclear Bank S.A./N.V.; Shinhan Securities Co., Ltd.; Skandinaviska Enskilda Banken AB.; Skandinaviska Enskilda Merchang Banking, Oslo Branch
20. Trades marked with the exchange indicator of TMBR were effected by IBA as agent through a market making affiliate, which acted as principal in the transaction and may have a long or short position in the security and may have profited or lost in connection with the transaction.
21. Affiliates of IBA may also receive liquidity rebates from Alternative Trading Systems and exchanges for certain orders. Affiliates of IBA may receive payment for some option orders pursuant to exchange-mandated marketing fee programs or other arrangements. Affiliates of IBA do not generally accept payment for order flow for security futures orders. The source and nature of any compensation received by an affiliate of IBA in connection with any transaction is available upon written request of the customer. For further information, including a full list of IBA's affiliates, check the IB AU website or email [help@interactivebrokers.com](mailto:help@interactivebrokers.com).



# 85000 - Income Tax Payable/Refundable

2022 Financial Year

Preparer Desiree Yutuc

Reviewer Steven Lee

Status Completed

Account Code	Description	CY Balance	LY Balance	Change
85000	Income Tax Payable/Refundable	\$2,389.38	\$733.02	225.96%
<b>TOTAL</b>		<b>CY Balance</b>	<b>LY Balance</b>	
		\$2,389.38	\$733.02	

## Supporting Documents

- Non Deductible Expense Reconciliation [Report](#)
- Statement of Taxable Income [Report](#)
- Tax Reconciliation Report [Report](#)
- Exempt Pension Reconciliation [Report](#)
- ATO\_Income Tax\_Rossetto.pdf
- ATO\_PAYG.pdf
- ATO\_Integrated.pdf

## Standard Checklist

- Attach Actuarial Certificate (if applicable)
- Attach any other Tax reconciliations
- Attach copy of Exempt Pension Reconciliation (if applicable)
- Attach copy of Non Deductible Expense Reconciliation (if applicable)
- Attach copy of Statement of Taxable Income
- Attach copy of Tax Reconciliation Report
- Confirm Transactions in ATO Portal

The Rossetto Superfund

# Exempt Current Pension Income Reconciliation

For The Period 01 July 2021 - 30 June 2022

	Date	Account Code	Account Description	Taxable Amount	Actuary/Pool %	Exempt Amount
<b>Segment - 01 July 2021 to 30 June 2022</b>						
<b>Label C</b>						
	01/07/2021	25000/ANZ299519391	ANZ V2 Plus 2995-19391	11.68		
	01/10/2021	25000/ANZ299519391	ANZ V2 Plus 2995-19391	12.31		
	01/01/2022	25000/ANZ299519391	ANZ V2 Plus 2995-19391	4.86		
	01/04/2022	25000/ANZ299519391	ANZ V2 Plus 2995-19391	5.98		
			<b>Total</b>	34.83	0.000 %	<b>0.00</b>
<b>Label D1</b>						
	30/06/2022	23800/ROSSS002_INTERAC	Interactive Brokers Account	328.70		
			<b>Total</b>	328.70	0.000 %	<b>0.00</b>
<b>Label M</b>						
	30/06/2022	23800/ROSSS002_INTERAC	Interactive Brokers Account	17,606.39		
			<b>Total</b>	17,606.39	0.000 %	<b>0.00</b>
					<b>Total Segment ECPI *</b>	<b>0.00</b>
				<b>SMSF Annual Return Rounding</b>		<b>0.00</b>
					<b>Total ECPI</b>	<b>0.00</b>

\* Total Segment ECPI does not include ECPI amounts from Label A. The total ECPI from Label A is shown separately at the start of the report.

The Rossetto Superfund

# Pension Non Deductible Expense Report

For The Period 01 July 2021 - 30 June 2022

	Date	Account Code	Account Description	Amount	Expense %	Deductible	Non Deductible
<b>Segment - 01 July 2021 to 30 June 2022</b>							
<b>Label F</b>							
	15/09/2021	39000/ROSALI00001A	(Life Insurance Premiums) Rossetto, Alison - Accumulation (Accumu...	52.22			
	14/04/2022	39000/ROSALI00001A	(Life Insurance Premiums) Rossetto, Alison - Accumulation (Accumu...	52.22			
	15/07/2021	39000/ROSALI00001A	(Life Insurance Premiums) Rossetto, Alison - Accumulation (Accumu...	52.22			
	15/11/2021	39000/ROSALI00001A	(Life Insurance Premiums) Rossetto, Alison - Accumulation (Accumu...	52.22			
	16/03/2022	39000/ROSALI00001A	(Life Insurance Premiums) Rossetto, Alison - Accumulation (Accumu...	52.22			
	17/06/2022	39000/ROSALI00001A	(Life Insurance Premiums) Rossetto, Alison - Accumulation (Accumu...	52.22			
	17/01/2022	39000/ROSALI00001A	(Life Insurance Premiums) Rossetto, Alison - Accumulation (Accumu...	52.22			
	16/05/2022	39000/ROSALI00001A	(Life Insurance Premiums) Rossetto, Alison - Accumulation (Accumu...	52.22			
	15/12/2021	39000/ROSALI00001A	(Life Insurance Premiums) Rossetto, Alison - Accumulation (Accumu...	52.22			
	16/08/2021	39000/ROSALI00001A	(Life Insurance Premiums) Rossetto, Alison - Accumulation (Accumu...	52.22			
	15/10/2021	39000/ROSALI00001A	(Life Insurance Premiums) Rossetto, Alison - Accumulation (Accumu...	52.22			
	15/02/2022	39000/ROSALI00001A	(Life Insurance Premiums) Rossetto, Alison - Accumulation (Accumu...	52.22			
			<b>Total</b>	626.64	0.000 %	626.64	0.00

The Rossetto Superfund

# Pension Non Deductible Expense Report

For The Period 01 July 2021 - 30 June 2022

	Date	Account Code	Account Description	Amount	Expense %	Deductible	Non Deductible
<b>Label F</b>							
<b>Label H</b>							
	21/04/2022	30700	Auditor's Remuneration	550.00			
			<b>Total</b>	550.00	0.000 %	550.00	0.00
<b>Label J</b>							
	21/04/2022	30100	Accountancy Fees	550.00			
			<b>Total</b>	550.00	0.000 %	550.00	0.00
	03/05/2022	30400	ATO Supervisory Levy	259.00			
			<b>Total</b>	259.00	0.000 %	259.00	0.00
					<b>Label Total</b>	809.00	0.00
					<b>Total Segment Expenses</b>	<b>1,985.64</b>	<b>0.00</b>
					<b>Total Expenses *</b>	<b>1,985.64</b>	<b>0.00</b>

\* General expense percentage - 0.000 %

\* Investment expense percentage - 0.000 %

# The Rossetto Superfund

## Statement of Taxable Income

For the year ended 30 June 2022

	<b>2022</b>
	<b>\$</b>
Benefits accrued as a result of operations	(20,730.28)
<b>Less</b>	
Other Non Taxable Income	1,547.61
Accounting Trust Distributions	13,138.73
Non Taxable Contributions	584.70
	<u>15,271.04</u>
<b>Add</b>	
Decrease in MV of investments	40,368.36
Franking Credits	4,700.87
Foreign Credits	70.51
Taxable Trust Distributions	12,905.52
Distributed Foreign income	258.19
	<u>58,303.45</u>
SMSF Annual Return Rounding	(2.13)
	<u>22,300.00</u>
<b>Taxable Income or Loss</b>	<u>22,300.00</u>
Income Tax on Taxable Income or Loss	3,345.00
<b>Less</b>	
Franking Credits	4,700.87
Foreign Credits	70.51
	<u>(1,426.38)</u>
<b>CURRENT TAX OR REFUND</b>	<u>(1,426.38)</u>
Supervisory Levy	259.00
Income Tax Instalments Paid	(963.00)
	<u>(2,130.38)</u>
<b>AMOUNT DUE OR REFUNDABLE</b>	<u>(2,130.38)</u>



# The Rossetto Superfund Tax Reconciliation Report

For the year ended 30 June 2022

Tax Return Label	Date	Account Code	Account Name	Amount \$
<b>C - Income - Gross interest</b>				
	01/07/2021	25000/ANZ299519391	ANZ V2 Plus 2995-19391	11.68
	01/10/2021	25000/ANZ299519391	ANZ V2 Plus 2995-19391	12.31
	01/01/2022	25000/ANZ299519391	ANZ V2 Plus 2995-19391	4.86
	01/04/2022	25000/ANZ299519391	ANZ V2 Plus 2995-19391	5.98
<b>Sub-Total</b>				<b>34.83</b>
<b>Ignore Cents</b>				<b>0.83</b>
<b>Total</b>				<b>34.00</b>
<b>D1 - Income - Gross foreign income</b>				
	30/06/2022	23800/ROSS002_INTER ACTIVE	Interactive Brokers Account	328.70
<b>Sub-Total</b>				<b>328.70</b>
<b>Ignore Cents</b>				<b>0.70</b>
<b>Total</b>				<b>328.00</b>
<b>D - Income - Net foreign income</b>				
	30/06/2022	23800/ROSS002_INTER ACTIVE	Interactive Brokers Account	328.70
<b>Sub-Total</b>				<b>328.70</b>
<b>Ignore Cents</b>				<b>0.70</b>
<b>Total</b>				<b>328.00</b>
<b>M - Gross trust distributions</b>				
	30/06/2022	23800/ROSS002_INTER ACTIVE	Interactive Brokers Account	17,606.39
<b>Sub-Total</b>				<b>17,606.39</b>
<b>Ignore Cents</b>				<b>0.39</b>
<b>Total</b>				<b>17,606.00</b>
<b>R1 - Assessable employer contributions</b>				
	02/07/2021	24200/ROSALI00001A	(Contributions) Rossetto, Alison - Accumulation (Accumulation)	558.35
	02/08/2021	24200/ROSALI00001A	(Contributions) Rossetto, Alison - Accumulation (Accumulation)	403.75
	27/08/2021	24200/ROSALI00001A	(Contributions) Rossetto, Alison - Accumulation (Accumulation)	403.75
	24/09/2021	24200/ROSALI00001A	(Contributions) Rossetto, Alison - Accumulation (Accumulation)	403.75
	22/10/2021	24200/ROSALI00001A	(Contributions) Rossetto, Alison - Accumulation (Accumulation)	639.02
	03/12/2021	24200/ROSALI00001A	(Contributions) Rossetto, Alison - Accumulation (Accumulation)	645.15
	30/12/2021	24200/ROSALI00001A	(Contributions) Rossetto, Alison - Accumulation (Accumulation)	443.44
	31/01/2022	24200/ROSALI00001A	(Contributions) Rossetto, Alison - Accumulation (Accumulation)	443.44
	25/02/2022	24200/ROSALI00001A	(Contributions) Rossetto, Alison - Accumulation (Accumulation)	443.44
	14/03/2022	24200/ROSALI00001A	(Contributions) Rossetto, Alison - Accumulation (Accumulation)	241.72
	28/03/2022	24200/ROSALI00001A	(Contributions) Rossetto, Alison - Accumulation (Accumulation)	241.72
	11/04/2022	24200/ROSALI00001A	(Contributions) Rossetto, Alison - Accumulation (Accumulation)	241.72

# The Rossetto Superfund Tax Reconciliation Report

For the year ended 30 June 2022

Tax Return Label	Date	Account Code	Account Name	Amount \$
<b>R1 - Assessable employer contributions</b>				
	26/04/2022	24200/ROSALI00001A	(Contributions) Rossetto, Alison - Accumulation (Accumulation)	241.72
	23/05/2022	24200/ROSALI00001A	(Contributions) Rossetto, Alison - Accumulation (Accumulation)	483.44
	06/06/2022	24200/ROSALI00001A	(Contributions) Rossetto, Alison - Accumulation (Accumulation)	241.72
	20/06/2022	24200/ROSALI00001A	(Contributions) Rossetto, Alison - Accumulation (Accumulation)	241.72
<b>Sub-Total</b>				<b>6,317.85</b>
<b>Ignore Cents</b>				<b>0.85</b>
<b>Total</b>				<b>6,317.00</b>
<b>R - Assessable contributions (R1 plus R2 plus R3 less R6)</b>				
			Assessable employer contributions	6,317.85
<b>Sub-Total</b>				<b>6,317.85</b>
<b>Ignore Cents</b>				<b>0.85</b>
<b>Total</b>				<b>6,317.00</b>
<b>W - GROSS INCOME (Sum of labels A to U)</b>				
				24,285.00
<b>Sub-Total</b>				<b>24,285.00</b>
<b>Ignore Cents</b>				<b>0.00</b>
<b>Total</b>				<b>24,285.00</b>
<b>V - TOTAL ASSESSABLE INCOME (W less Y)</b>				
				24,285.00
<b>Sub-Total</b>				<b>24,285.00</b>
<b>Ignore Cents</b>				<b>0.00</b>
<b>Total</b>				<b>24,285.00</b>
<b>F1 - Expenses - Insurance Premiums</b>				
	15/07/2021	39000/ROSALI00001A	(Life Insurance Premiums) Rossetto, Alison - Accumulation (Accumu...	52.22
	16/08/2021	39000/ROSALI00001A	(Life Insurance Premiums) Rossetto, Alison - Accumulation (Accumu...	52.22
	15/09/2021	39000/ROSALI00001A	(Life Insurance Premiums) Rossetto, Alison - Accumulation (Accumu...	52.22
	15/10/2021	39000/ROSALI00001A	(Life Insurance Premiums) Rossetto, Alison - Accumulation (Accumu...	52.22
	15/11/2021	39000/ROSALI00001A	(Life Insurance Premiums) Rossetto, Alison - Accumulation (Accumu...	52.22
	15/12/2021	39000/ROSALI00001A	(Life Insurance Premiums) Rossetto, Alison - Accumulation (Accumu...	52.22
	17/01/2022	39000/ROSALI00001A	(Life Insurance Premiums) Rossetto, Alison - Accumulation (Accumu...	52.22
	15/02/2022	39000/ROSALI00001A	(Life Insurance Premiums) Rossetto, Alison - Accumulation (Accumu...	52.22
	16/03/2022	39000/ROSALI00001A	(Life Insurance Premiums) Rossetto, Alison - Accumulation (Accumu...	52.22
	14/04/2022	39000/ROSALI00001A	(Life Insurance Premiums) Rossetto, Alison - Accumulation (Accumu...	52.22
	16/05/2022	39000/ROSALI00001A	(Life Insurance Premiums) Rossetto, Alison - Accumulation (Accumu...	52.22
	17/06/2022	39000/ROSALI00001A	(Life Insurance Premiums) Rossetto, Alison - Accumulation (Accumu...	52.22

# The Rossetto Superfund Tax Reconciliation Report

For the year ended 30 June 2022

Tax Return Label	Date	Account Code	Account Name	Amount \$
<b>F1 - Expenses - Insurance Premiums</b>				
Sub-Total				626.64
Ignore Cents				0.64
Total				626.00
<b>H1 - Expenses - SMSF auditor fee</b>				
	21/04/2022	30700	Auditor's Remuneration	550.00
Sub-Total				550.00
Ignore Cents				0.00
Total				550.00
<b>J1 - Expenses - Management and administration expenses</b>				
	21/04/2022	30100	Accountancy Fees	550.00
	03/05/2022	30400	ATO Supervisory Levy	259.00
Sub-Total				809.00
Ignore Cents				0.00
Total				809.00
<b>N - TOTAL DEDUCTIONS</b>				
				1,985.00
Sub-Total				1,985.00
Ignore Cents				0.00
Total				1,985.00
<b>O - TAXABLE INCOME OR LOSS</b>				
				22,300.00
Sub-Total				22,300.00
Ignore Cents				0.00
Total				22,300.00
<b>Z - TOTAL SMSF EXPENSES</b>				
				1,985.00
Sub-Total				1,985.00
Ignore Cents				0.00
Total				1,985.00
<b>A - Taxable income</b>				
				22,300.00
Sub-Total				22,300.00
Ignore Cents				0.00
Total				22,300.00
<b>T1 - Tax on taxable income</b>				
				3,345.00
Sub-Total				3,345.00
Ignore Cents				0.00
Total				3,345.00

# The Rossetto Superfund Tax Reconciliation Report

For the year ended 30 June 2022

Tax Return Label	Date	Account Code	Account Name	Amount \$
<b>B - Gross Tax</b>				
				3,345.00
<b>Sub-Total</b>				<b>3,345.00</b>
<b>Ignore Cents</b>				<b>0.00</b>
<b>Total</b>				<b>3,345.00</b>
<b>C1 - Foreign income tax offset</b>				
	30/06/2022	23800/ROSSS002_INTER	Interactive Brokers Account	70.51
		ACTIVE		
<b>Sub-Total</b>				<b>70.51</b>
<b>Ignore Cents</b>				<b>0.00</b>
<b>Total</b>				<b>70.51</b>
<b>C - Non-refundable non-carry forward tax offsets</b>				
				70.51
<b>Sub-Total</b>				<b>70.51</b>
<b>Ignore Cents</b>				<b>0.00</b>
<b>Total</b>				<b>70.51</b>
<b>T2 - SUBTOTAL</b>				
				3,274.49
<b>Sub-Total</b>				<b>3,274.49</b>
<b>Ignore Cents</b>				<b>0.00</b>
<b>Total</b>				<b>3,274.49</b>
<b>T3 - SUBTOTAL 2</b>				
				3,274.49
<b>Sub-Total</b>				<b>3,274.49</b>
<b>Ignore Cents</b>				<b>0.00</b>
<b>Total</b>				<b>3,274.49</b>
<b>E1 - Complying fund's franking credits tax offset</b>				
	30/06/2022	23800/ROSSS002_INTER	Interactive Brokers Account	4,700.87
		ACTIVE		
<b>Sub-Total</b>				<b>4,700.87</b>
<b>Ignore Cents</b>				<b>0.00</b>
<b>Total</b>				<b>4,700.87</b>
<b>E - Refundable tax offsets</b>				
				4,700.87
<b>Sub-Total</b>				<b>4,700.87</b>
<b>Ignore Cents</b>				<b>0.00</b>
<b>Total</b>				<b>4,700.87</b>
<b>I - Remainder of refundable tax offsets</b>				
				1,426.38
<b>Sub-Total</b>				<b>1,426.38</b>
<b>Ignore Cents</b>				<b>0.00</b>
<b>Total</b>				<b>1,426.38</b>

# The Rossetto Superfund Tax Reconciliation Report

For the year ended 30 June 2022

Tax Return Label	Date	Account Code	Account Name	Amount \$
<b>K - PAYG instalments raised</b>				
	19/04/2022	85000	Income Tax Payable/Refundable	642.00
	30/06/2022	85000	Income Tax Payable/Refundable	321.00
<b>Sub-Total</b>				<b>963.00</b>
<b>Ignore Cents</b>				<b>0.00</b>
<b>Total</b>				<b>963.00</b>
<b>L - Supervisory levy</b>				
				259.00
<b>Sub-Total</b>				<b>259.00</b>
<b>Ignore Cents</b>				<b>0.00</b>
<b>Total</b>				<b>259.00</b>
<b>S - AMOUNT DUE OR REFUNDABLE</b>				
				(2,130.38)
<b>Sub-Total</b>				<b>(2,130.38)</b>
<b>Ignore Cents</b>				<b>0.00</b>
<b>Total</b>				<b>(2,130.38)</b>





## Income tax 551

<b>Date generated</b>	18/10/2022
<b>Overdue</b>	\$0.00
<b>Not yet due</b>	\$0.00
<b>Balance</b>	\$0.00

## Transactions

4 results found - from **18 October 2020** to **18 October 2022** sorted by **processed date** ordered **newest to oldest**

Processed date	Effective date	Description	Debit (DR)	Credit (CR)	Balance
28 Apr 2022	3 May 2022	EFT refund for Income Tax for the period from 01 Jul 20 to 30 Jun 21	\$474.02		\$0.00
28 Apr 2022	28 Apr 2022	Tax return Self Man Superfund - Income Tax for the period from 01 Jul 20 to 30 Jun 21		\$474.02	\$474.02 CR
27 Apr 2021	26 Apr 2021	Payment received		\$921.70	\$0.00
19 Apr 2021	17 May 2021	Tax return Self Man Superfund - Income Tax for the period from 01 Jul 19 to 30 Jun 20	\$921.70		\$921.70 DR



## Activity statement 001

<b>Date generated</b>	18/10/2022
<b>Overdue</b>	\$321.00 DR
<b>Not yet due</b>	\$0.00
<b>Balance</b>	\$321.00 DR

## Transactions

20 results found - from **18 October 2020** to **18 October 2022** sorted by **processed date** ordered **newest to oldest**

Processed date	Effective date	Description	Debit (DR)	Credit (CR)	Balance
1 Aug 2022	1 Aug 2022	General interest charge			\$321.00 DR
31 Jul 2022	28 Jul 2022	Original Activity Statement for the period ending 30 Jun 22		\$0.00	\$321.00 DR
2 May 2022	2 May 2022	General interest charge			\$321.00 DR
1 May 2022	28 Apr 2022	Original Activity Statement for the period ending 31 Mar 22 - PAYG Instalments	\$321.00		\$321.00 DR
20 Apr 2022	20 Apr 2022	General interest charge			\$0.00
20 Apr 2022	19 Apr 2022	Payment received		\$642.00	\$0.00
1 Apr 2022	1 Mar 2022	General interest charge			\$642.00 DR
7 Mar 2022	28 Feb 2022	Original Activity Statement for the period ending 31 Dec 21 - PAYG Instalments	\$321.00		\$642.00 DR
1 Nov 2021	1 Nov 2021	General interest charge			\$321.00 DR
31 Oct 2021	28 Oct 2021	Original Activity Statement for the period ending 30 Sep 21 - PAYG Instalments	\$321.00		\$321.00 DR
26 Aug 2021	26 Aug 2021	General interest charge			\$0.00

Processed date	Effective date	Description	Debit (DR)	Credit (CR)	Balance
26 Aug 2021	25 Aug 2021	Payment received		\$839.00	\$0.00
2 Aug 2021	2 Aug 2021	General interest charge			\$839.00 DR
1 Aug 2021	28 Jul 2021	Original Activity Statement for the period ending 30 Jun 21 - PAYG Instalments	\$839.00		\$839.00 DR
2 Jun 2021	1 Jun 2021	Payment received		\$119.00	\$0.00
2 May 2021	2 May 2021	General interest charge			\$119.00 DR
2 May 2021	28 Apr 2021	Original Activity Statement for the period ending 31 Mar 21 - PAYG Instalments	\$149.00		\$119.00 DR
7 Mar 2021	2 Mar 2021	Original Activity Statement for the period ending 31 Dec 20 - PAYG Instalments	\$149.00		\$30.00 CR
1 Nov 2020	28 Oct 2020	Original Activity Statement for the period ending 30 Sep 20 - PAYG Instalments	\$149.00		\$179.00 CR
30 Oct 2020	29 Oct 2020	Payment received		\$149.00	\$328.00 CR



Australian Government  
Australian Taxation Office

## PAYG Instalments report 2022

**Tax Agent** 72357001  
**Last Updated** 15/10/2022

<b>TFN</b>	<b>Client Name</b>	<b>Quarter 1 (\$)</b>	<b>Quarter 2 (\$)</b>	<b>Quarter 3 (\$)</b>	<b>Quarter 4 (\$)</b>	<b>Total Instalment (\$)</b>
946446362	THE TRUSTEE FOR THE ROSSETTO SUPERFUND	321.00	321.00	321.00	0.00	963.00

**Total No of Clients: 1**

# 86000 - PAYG Payable

2022 Financial Year

---

**Preparer** Desiree Yutuc

**Reviewer** Steven Lee

**Status** Completed

Account Code	Description	CY Balance	LY Balance	Change
86000	PAYG Payable	(\$321.00)	(\$839.00)	(61.74)%
<b>TOTAL</b>		<b>CY Balance</b>	<b>LY Balance</b>	
		(\$321.00)	(\$839.00)	

## Supporting Documents

No supporting documents

## Standard Checklist

- Attach copy of PAYG Payment Summary
- Confirm Transactions in ATO Portal

# 89000 - Deferred Tax Liability/Asset

2022 Financial Year

Preparer Desiree Yutuc

Reviewer Steven Lee

Status Completed

Account Code	Description	CY Balance	LY Balance	Change
89000	Deferred Tax Liability/Asset	(\$1,235.80)	(\$2,466.76)	(49.9)%
<b>TOTAL</b>		<b>CY Balance</b>	<b>LY Balance</b>	
		(\$1,235.80)	(\$2,466.76)	

## Supporting Documents

- Deferred Tax Reconciliation Report [Report](#)

## Standard Checklist

- Attach all source documentation and confirmations of Liability
- Attach copy of Deferred Tax Reconciliation Report



**The Rossetto Superfund**  
**Deferred Tax Reconciliation**

For The Period 01 July 2021 - 30 June 2022

Investment Code	Investment Name	Revaluation/Tax Deferred	Permanent Difference (Non-Assessable)	Temporary Difference (Assessable)	Temporary Difference (Accumulation Portion)
<b>Revaluations</b>					
ROSS002_INTERACTIVE	Interactive Brokers Account	(40,368.36)	(13,456.12)	(26,912.24)	(26,912.24)
		(40,368.36)	(13,456.12)	(26,912.24)	(26,912.24)
<b>Total</b>		(40,368.36)	(13,456.12)	(26,912.24)	(26,912.24)
<b>Deferred Tax Liability (Asset) Summary</b>					
<b>Opening Balance</b>		2,466.76			
Current Year Transactions		(4,036.84)			
Total Capital Losses		0.00			
Total Tax Losses		0.00			
Deferred Tax WriteBacks/Adjustment		0.00			
Capital Loss carried forward recouped		2,805.88			
Tax Loss carried forward recouped		0.00			
Deferred Tax report rounding		(0.01)			
<b>Closing Balance</b>		1,235.80			

# A - Financial Statements

2022 Financial Year

---

**Preparer** Desiree Yutuc

**Reviewer** Steven Lee

**Status** Completed

## Supporting Documents

No supporting documents

## Standard Checklist

- Attach copy of Financial Statements
- Attach copy of SMSF Annual Return

# B - Permanent Documents

2022 Financial Year

---

**Preparer** Desiree Yutuc

**Reviewer** Steven Lee

**Status** Completed

## Supporting Documents

- Fund Summary Report Report
- Super\_Fund\_Lookup.pdf
- ABN\_Lookup.pdf.pdf

## Standard Checklist

- Attach latest copy of ASIC annual company statement (if corporate trustee)
- Ensure latest copies of ATO Trustee Declarations and ATO confirmation that the fund is a regulated fund is attached
- Ensure latest copies of trustee consents, member consents and registers are attached
- Ensure latest copy of trust deed (including amendments) are attached
- Use [Australian Business Register](#) to ensure details are correct
- Use [Super Fund Lookup](#) to check the eligibility to receive rollovers and contributions

# The Rossetto Superfund Fund Summary Report

As at 30 June 2022

## Fund Details

Date Formed: 13/04/2013

Tax File Number: Provided

ABN: 54704962826

Period: 01/07/2021 - 30/06/2022

Fund Type: SMSF

GST Registered: No

## Postal Address:

373b Park St

Newtown, Tasmania 7008

## Physical Address:

373b Park St

Newtown, Tasmania 7008

## Members

Number of Members: 2

Name	Age	Member Accounts	Pension Accounts	Tax File Number	Beneficiary Details
Rossetto, Alison	42	1	0	Provided	Not Provided
Rossetto, Nicholas	51	1	0	Provided	Not Provided

## Fund Relationships

Relationship Type	Contact
Accountant	Superhelp Australia Pty Limited
Auditor	YML Chartered Accountants
Fund Contact	Rossetto, Nicholas
Tax Agent	Superhelp Australia Pty Ltd
Trustee	Rossetto, Alison
Trustee	Rossetto, Nicholas



## Current details for ABN 54 704 962 826

### ABN details

Entity name:	The Trustee for The Rossetto Superfund
ABN status:	Active from 13 Apr 2013
Entity type:	Superannuation Fund
Goods & Services Tax (GST):	Not currently registered for GST
Main business location:	TAS 7008

### Super Fund Lookup

[Use Super Fund Lookup](#) to check the eligibility of **The Trustee for The Rossetto Superfund** to receive rollovers and contributions

### Deductible gift recipient status

Not entitled to receive tax deductible gifts

#### Disclaimer

The Registrar makes every reasonable effort to maintain current and accurate information on this site. The Commissioner of Taxation advises that if you use ABN Lookup for information about another entity for taxation purposes and that information turns out to be incorrect, in certain circumstances you will be protected from liability. For more information see [disclaimer](#)



# The Trustee for The Rossetto Superfund

## ABN details

ABN:	54 704 962 826 <a href="#">View record on ABN Lookup</a>
ABN Status:	Active from 13 Apr 2013
Fund type:	ATO Regulated Self-Managed Superannuation Fund
Contact details:	PO Box 1906 MACQUARIE CENTRE NSW 2113
Status:	Complying

### What does 'Complying' mean?

A 'Complying' SMSF:

- is a regulated fund
- is a resident of Australia, and
- has been issued with a [Notice of compliance](#)

### APRA Funds

See the [guidance](#) issued by APRA for further assistance in managing transfers and rollovers to SMSFs. Use the [ATO Business Portal](#) to verify a person is a member of the SMSF before completing a transfer or rollover.

### Superannuation guarantee payments

Contributions made to complying funds can qualify as Superannuation Guarantee (SG) payments. This record extract can be used to confirm this fund has been issued with a Notice of Compliance and is currently entitled to receive employer SG payments.

### Tax rates

Complying funds that meet [Superannuation Industry \(Supervision\) Act 1993](#) (SISA) standards qualify for [concessional tax rates](#).

Also refer to [frequently asked questions](#)

### Disclaimer

This extract is based on information supplied by superannuation entities to the Commissioner of Taxation.

**Important** Neither the Australian Government nor the ATO endorse or guarantee the performance of super funds.



## C - Other Documents

2022 Financial Year

---

**Preparer** Desiree Yutuc

**Reviewer** Steven Lee

**Status** Completed

### Supporting Documents

- 2022\_Investment Strategy.pdf

### Standard Checklist

- Attach copy of any SOAs issued during the Financial Year
- Attach copy of Investment Strategy
- Attach signed Engagement Letter
- Attach signed Trustee Representation Letter
- Attach Trustee Minutes prepared during the year

# The Rossetto Superfund Investment Strategy

## Overview

The aim of this strategy is to provide the Members with an income on retirement.

## Investment Objectives

The Trustee(s) will at all times ensure the funds assets are invested in accordance with the trust deed and comply with the applicable legislative requirements.

The Trustee(s) will act prudently to maximise the rate of return, subject to acceptable risk parameters whilst maintaining an appropriate diversification across a broad range of assets whilst assessing the risks where it is determined the fund's portfolio lacks diversification and / or has elected to implement a sector bias.

Having considered the risk profile of the fund and the member's needs and circumstances, the trustee has adopted the following objectives for the investment of assets of the fund;

- to achieve an investment return (based on market values and net of tax and charges) that exceeds the CPI by at least 3% per annum when measured over a rolling 5 year period.
- to have a probability of zero or negative returns in any 12 Month period of less than one in five years; and
- have sufficient liquidity to meet liabilities as and when they fall due.
- to consider the need to hold a policy of insurance for one or more members of the fund.

## Investment Strategy

The fund will invest in a portfolio of assets according to market conditions and within the ranges specified below:

## Asset Allocation

The targeted asset allocation will be in the following ranges:

<u>Asset Class</u>	<u>Target Range</u>	<u>Benchmark</u>
Australian Shares	0 - 97 %	97 %
International Shares	0 - 60 %	0 %
Cash	0 - 3 %	3 %
Australian Fixed Interest	0 - 97 %	0 %
International Fixed Interest	0 - 97 %	0 %
Mortgages	0 - 0 %	0 %
Direct Property	0 - 90 %	0 %
Listed Property	0 - 30 %	0 %
Other	0 - 0 %	0 %

Quality companies and trusts as supported by research and fundamental analysis will be selected. Direct investments in property, artwork and lease equipment may form part of the strategy provided there is sufficient basis for the decision.

## Insurance

The Trustees have considered and consulted Professional Advice where necessary to ensure that all fund members have the correct type and level of insurance. Insurance may be held within or outside the SMSF.

## Review and Monitoring

The trustees will monitor and review the fund's investment activities on a regular basis and to communicate with the members should they feel that any change in strategy is necessary in order to achieve the fund's objective.

The Rossetto Superfund  
Investment Strategy



Date: 2/11/2022

*Alison Rossetto*

.....  
Alison Rossetto

*N/R*

.....  
Nicholas Rossetto

# D - Pension Documentation

2022 Financial Year

---

**Preparer** Desiree Yutuc

**Reviewer** Steven Lee

**Status** Completed

## Supporting Documents

- Transfer Balance Account Summary [Report](#)

## Standard Checklist

- Attach Actuarial Certificate
- Attach documentation supporting any pensions commenced during the financial year
- Attach documentation supporting any pensions commuted during the financial year
- Ensure correct Transfer Balance Account Reports have been lodged with the ATO

**The Rossetto Superfund**

# **Transfer Balance Account Summary**

For The Period 01 July 2021 - 30 June 2022

---

<b>Member</b>	<b>Pension Type</b>	<b>Date</b>	<b>Lodgment Date</b>	<b>Transaction Type</b>	<b>Event Type</b>	<b>Debit</b>	<b>Credit</b>	<b>Balance</b>	<b>Cap Limit</b>	<b>Remaining Cap</b>
---------------	---------------------	-------------	--------------------------	-------------------------	-----------------------	--------------	---------------	----------------	------------------	----------------------

---

Alison Rossetto

Nicholas Rossetto

# E - Estate Planning

2022 Financial Year

---

**Preparer** Desiree Yutuc

**Reviewer** Steven Lee

**Status** Completed

## Supporting Documents

No supporting documents

## Standard Checklist

- Attach Death Benefit Nominations (if applicable)
- Attach Life Insurance Policies (if applicable)
- Attach Reversionary Pension documentation (if applicable)
- Attach SMSF Will (if applicable)
- Review current Estate planning to ensure it matches wishes of members