

PUDSON SUPER FUND
GENERAL LEDGER FOR THE PERIOD 01/07/2020 TO 30/06/2021
FROM ACCOUNT 250/004 TO 250/004 - ENTRIES: ALL
Printed: Friday 24 September, 2021 @ 11:32:03

5.1

Date	Ref	Type	Units	Debits \$	Credits \$	Balance \$
<u>250</u>						
<u>Interest Received</u>						
<u>250/004</u>						
<u>La Trobe Term Deposit</u>						
06/01/2021	72401	Journal - Cash			126.68	(126.68)
03/02/2021	72401	Journal - Cash			358.43	(485.11)
03/03/2021	72401	Journal - Cash			325.03	(810.14)
06/04/2021	72401	Journal - Cash			361.22	(1,171.36)
04/05/2021	72401	Journal - Cash			350.86	(1,522.22)
03/06/2021	72401	Journal - Cash			364.10	(1,886.32)
				24	[
Total Debits:						
Total Credits:				\$1,886.32		
Current Year Profit/(Loss):				N/A		

PUDSON SUPER FUND
GENERAL LEDGER FOR THE PERIOD 01/07/2020 TO 30/06/2021
FROM ACCOUNT 265/018 TO 265/018 - ENTRIES: ALL
 Printed: Thursday 9 September, 2021 @ 13:07:22

6-1

Date	Ref	Type	Units	Debits \$	Credits \$	Balance \$
<u>265</u> <u>Other Income</u>						
<u>265/018</u> <u>Insurance proceeds</u>						
01/03/2021	010321	Bank Statement		19,378.53		(19,378.53)
Narration: AAI Limited t/as 51632101						
05/05/2021	050521	Bank Statement		15,000.00		(34,378.53)
Narration: CHU Claims Accou CL02030016						
Total Debits:						
Total Credits:				\$34,378.53		
Current Year Profit/(Loss):				N/A		

6.2
6.3

6-2

H032880240

1 message

Suncorp claims - customer contact <myclaim@suncorp.com.au>
To: Greg Reaburn <gregory.reaburn@gmail.com>

Wed, Sep 8, 2021 at 10:23 AM

Good Morning Greg,

Please be advised settlement for claim H032880240 is \$20,978.53 less your \$1,600.00 policy excess.

Settlement was issued 25/02/2021.

└──────────┘
\$ 19978.53

If you have any questions please call us on 07 3330 0540. You can also [Click Here](#) to register and view the progress of your claim.

Regards

All T

Client Manager

Consumer Property Claims

Northern

Phone: 07 3330 0540 Facsimile: 1300 046 914

Email: myclaim@aami.com.au

Postal address: GPO Box 2988, Brisbane, QLD 4001



7 September 2021

6-3

Body Corporate for BODY CORPORATE FOR LODGE EIGHTY-EIGHT CTS 10018 Community Title Scheme 10018

By email only: gregory.reaburn@gmail.com

Dear Greg,

RE: Insured: Body Corporate for BODY CORPORATE FOR LODGE EIGHTY-EIGHT CTS
10018 Community Title Scheme 10018

Policy No: 866715Q

Risk Address: 88 Anzac Avenue, Newtown QLD

Claim No: CL02030016

Date of Loss: 21 January 2021

Nature of Incident: Malicious Damage/Vandalism/B&E Damage/Theft

We are happy to advise the following EFT payment has been processed for the above claim.

Gross Amount: \$15,500.00

Less GST: \$0.00

Less Excess: \$500.00

Net Amount: \$15,000.00 We refer to your email dated 30th November 2020 advising that you were not satisfied with the assessment of your claim. This dispute relates to CHU Claim Reference No. CL02030016.

Yours faithfully,



Anthony Connell

Dispute Resolution Specialist

New South Wales / ACT
Phone: 1300 361 263
Fax: 1300 361 269
info_nsw@chu.com.au

Victoria / Tasmania
Phone: 03 8695 4000
Fax: 03 9620 1769
TAS Phone: 1800 650 603
info_vic@chu.com.au

Queensland / NT
Tel: 07 3135 7900
Tel: 07 3135 7901
info_qld@chu.com.au
info_nt@chu.com.au

Western Australia
Phone: 08 9466 8600
Fax: 08 9466 8601
info_wa@chu.com.au

South Australia
Phone: 08 8394 0444
Fax: 08 8394 0445
info_sa@chu.com.au

PUDSON SUPER FUND
GENERAL LEDGER FOR THE PERIOD 01/07/2020 TO 30/06/2021
FROM ACCOUNT 280/001 TO 280/001 - ENTRIES: ALL

7-1

Printed: Friday 24 September, 2021 @ 11:33:23

Date	Ref	Type	Units	Debits \$	Credits \$	Balance \$
<u>280</u> <u>Rent Received</u>						
<u>280/001</u> <u>2/88 Anzac Avenue, Newtown Q 4350</u>						
17/07/2020	170720	Bank Statement			640.00 7.2	(640.00)
Narration: HOLLAND NL GREG RENT						
31/07/2020	310720	Bank Statement			640.00 7.3	(1,280.00)
Narration: HOLLAND NL GREG RENT						
17/08/2020	170820	Bank Statement			690.00 7.4	(1,970.00)
Narration: HOLLAND NL GREG RENT						
31/08/2020	310820	Bank Statement			350.00	(2,320.00)
Narration: HOLLAND NL GREG RENT						
14/09/2020	140920	Bank Statement			370.00 } 7.5	(2,690.00)
Narration: HOLLAND NL GREG RENT an power						
27/10/2020	271020	Bank Statement			420.00 7.6	(3,110.00)
Narration: NAB Transfer GREG RENT						
09/11/2020	091120	Bank Statement			550.00 7.7	(3,660.00)
Narration: HOLLAND NL GREG RENT						
09/11/2020	091120	Bank Statement			500.00 7.8	(4,160.00)
Narration: CHRISTINE SMITH keasha rent						
20/11/2020	201120	Bank Statement			420.00 7.9	(4,580.00)
Narration: HOLLAND NL GREG RENT						
26/11/2020	261120	Bank Statement			420.00 7.10	(5,000.00)
Narration: HOLLAND NL GREG RENT						
03/12/2020	031220	Bank Statement			420.00 7.11	(5,420.00)
Narration: HOLLAND NL GREG RENT						
11/12/2020	111220	Bank Statement			320.00 7.12	(5,740.00)
Narration: Had rego Cant ford extra - deposit from tenant for rent						
17/12/2020	171220	Bank Statement			370.00 7.13	(6,110.00)
Narration: HOLLAND NL GREG RENT						

Total Debits:

Total Credits: **\$6,110.00**

Current Year Profit/(Loss): **N/A**

1-2

Sales Receipt

Pudson Super Pty Ltd ATF Pudson Super Fund

ABN: 38 725 526 548

8127 Magnolia Gardens Court Hope

Island

Qld 4212

Date: 17/07/2020

Receipt #0069

Sold To:

Nicky Holland

2/88 Anzac Ave

Newtown

Qld 4350

1 weeks rent @ \$320 per week from Friday the Rent Due 10th & 17th d April

Paid \$340

Thank you for your business!

Greg Reaburn Ph 0498 611 589

1.3

Sales Receipt

Pudson Super Pty Ltd ATF
ABN: 38 725 526 548
8127 Magnolia Gardens Court Hope
Island
Qld 4212

Date: 02/08/2020
Receipt #0070

Sold To:
Nicky Holland
2/88 Anzac Ave
Newtown
Qld 4350

2 weeks rent @ \$320 per week.

Paid \$640

Thank you for your business!

Greg Reaburn Ph 0498 611 589

7.4

Sales Receipt

Pudson Super Pty Ltd ATF

ABN: 38 725 526 548

8127 Magnolia Gardens Court Hope

Island

Qld 4212

Date: 19/08/2020

Receipt # 0071

Sold To:

Nicky Holland

2/88 Anzac Ave

Newtown

Qld 4350

Payment for:

- 2 weeks rent @ \$320 per week.
- Plus, additional \$50 for rent arrears

Paid \$690

Thank you for your business!

Greg Reaburn Ph 0498 611 589

7-5

29/05/2020	\$30.00	\$320.00	02/06/2020	\$350.00		65
05/06/2020	\$30.00	\$320.00	03/06/2020	\$350.00		66
12/06/2020		\$320.00				
16/06/2020		\$320.00	19/06/2020	\$640.00		67
26/06/2020	\$20.00	\$320.00	24/06/2020	\$340.00		68
03/07/2020		\$320.00				
10/07/2020		\$320.00				
17/07/2020		\$320.00	17/07/2020	\$640.00		69
24/07/2020		\$320.00				
31/07/2020		\$320.00	31/07/2020	\$640.00		70
07/08/2020		\$320.00				
14/08/2020		\$320.00				
21/08/2020		\$320.00	17/08/2020	\$690.00		71
28/08/2020		\$320.00	31/08/2020	\$350.00		72
04/09/2020		\$320.00				
11/09/2020		\$320.00	14/09/2020	\$370.00		73
18/09/2020		\$320.00				
25/09/2020		\$320.00				
02/10/2020		\$320.00				
09/10/2020		\$320.00				
16/10/2020		\$320.00				
23/10/2020		\$320.00				
30/10/2020		\$320.00	27/10/2020	\$420.00		74
06/11/2020		\$320.00	09/11/2020	\$550.00		75
13/11/2020		\$320.00	09/11/2020	\$500.00		76
20/11/2020		\$420.00	20/11/2020	\$420.00		77
27/11/2020		\$420.00	26/11/2020	\$420.00		78
04/12/2020		\$420.00	03/12/2020	\$420.00		79
11/12/2020		\$320.00	11/12/2020	\$320.00		80
18/12/2020		\$320.00	17/12/2020	\$320.00		81
		\$22,720.00			\$18,800.00 \$3,920.00	



\$160.00 \$47,340.00

\$37,600.00

7.6

Sales Receipt

Pudson Super Pty Ltd ATF

ABN: 38 725 526 548

8127 Magnolia Gardens Court Hope

Island

Qld 4212

Date: 30/10/2020

Receipt #0074

Sold To:

Nicky Holland

2/88 Anzac Ave

Newtown

Qld 4350

Payment for:

- 1 weeks rent @ \$320 per week.
- Plus, additional \$100 for rent arrears

Paid \$420

Thank you for your business!

Greg Reaburn Ph 0498 611 589

7.7

Sales Receipt

Pudson Super Pty Ltd ATF Pudson Super Fund

ABN: 38 725 526 548

8127 Magnolia Gardens Court

Hope Island

Qld 4212

Date: 10/11/2020

Receipt #0075

Sold To:

Nicky Holland

2/88 Anzac Ave

Newtown

Qld 4350

Paid for:

- 1 weeks rent @\$320 per week
- Plus, additional \$230 for rent arrears

Paid \$550

Thank you for your business!

Greg Reaburn Ph 0498 611 589

7:8

Sales Receipt

**Date: 10/11/2020 Receipt
0076**

**Pudson Super Pty Ltd
ATF Pudson Super Fund**
ABN: 38 725 526 548
8127 Magnolia
Gardens Court
Hope Island
Qld 4212

Sold To:
Nicky Holland
2/88 Anzac Ave
Newtown
Qld 4350

Paid for:

- 1 weeks rent @\$320 per week
- Plus, \$180 for rent arrears

Total paid \$500



**Thank you for your
business! Greg Reaburn Ph
0498 611 589**

1-9

Sales Receipt

Date: 20/11/2020 Receipt
0077

Pudson Super Pty Ltd
ATF Pudson Super Fund
ABN: 38 725 526 548
8127 Magnolia
Gardens Court
Hope Island
Qld 4212

Sold To:
Nicky Holland
2/88 Anzac Ave
Newtown
Qld 4350

Paid for:

- Rent plus arrears @\$420 per week

Total paid \$420

Thank you for your
business! Greg Reaburn Ph
0498 611 589

7.10

Sales Receipt

Date: 26/11/2020 Receipt
0078

Pudson Super Pty Ltd
ATF Pudson Super Fund
ABN: 38 725 526 548
8127 Magnolia
Gardens Court
Hope Island
Qld 4212

Sold To:

Nicky Holland
2/88 Anzac Ave
Newtown
Qld 4350

Paid for:

- Rent + arrears @\$420 per week

Total paid \$420

Thank you for your
business! Greg Reaburn Ph
0498 611 589

1-11

Sales Receipt

Date: 03/12/2020 Receipt
0079

Pudson Super Pty Ltd
ATF Pudson Super Fund
ABN: 38 725 526 548
8127 Magnolia
Gardens Court
Hope Island
Qld 4212

Sold To:

Nicky Holland
2/88 Anzac Ave
Newtown
Qld 4350

Paid for:

- Rent + arrears @\$420 per week

Total paid \$420

**Thank you for your
business! Greg Reaburn Ph
0498 611 589**

Sales Receipt

7.12

Date: 11/12/2020 Receipt
0080

Pudson Super Pty Ltd
ATF Pudson Super Fund
ABN: 38 725 526 548
8127 Magnolia
Gardens Court
Hope Island
Qld 4212

Sold To:

Nicky Holland
2/88 Anzac Ave
Newtown
Qld 4350

Paid for:

- Rent at \$320 per week

Total paid \$320

**Thank you for your
business! Greg Reaburn Ph
0498 611 589**

Sales Receipt

1-13

Date: 17/12/2020 Receipt
0081

Pudson Super Pty Ltd
ATF Pudson Super Fund
ABN: 38 725 526 548
8127 Magnolia
Gardens Court
Hope Island
Qld 4212

Sold To:
Nicky Holland
2/88 Anzac Ave
Newtown
Qld 4350

Paid for:

- Rent plus arrears at \$320 per week

Total paid \$370

Thank you for your
business! Greg Reaburn Ph
0498 611 589

Rollover benefits statement

285

8-1

RECEIVED
05 JAN 2021

BY: REABGSI



Central Plaza Three
70 Eagle Street, Brisbane
GPO Box 200, Brisbane QLD 4001
P 1300 360 750
F 1300 241 602
W qsuper.qld.gov.au



041/530

PUDSON SUPER FUND
PO BOX 806
OXENFORD QLD 4210



Please keep a copy of this statement for your records.

POSTED

Section A: Receiving fund

Australian business number (ABN)	38 725-526-548
Fund name	PUDSON SUPER FUND
Postal address	PO BOX 806
Suburb/town/location	OXENFORD
State/territory	QLD
Postcode	4210
Country	Australia
Unique superannuation identifier (USI)	
Member client identifier	

Section B: Member's details

Tax file number (TFN)	485-543-707
Full name	
Title	Mr
Surname	Reaburn
First given name	Gregory
Other given names	Maxwell
Residential address	8127 MAGNOLIA GARDENS CT
Suburb/town/location	HOPE ISLAND
State/territory	QLD
Postcode	4212
Country	AUSTRALIA
Date of birth	14 April 1960
Daytime phone number	
Email address (if applicable)	gregory.reaburn@gmail.com



Section C: Rollover transaction details

Service period start date 15 October 1984

Tax components

Tax-free component	\$258.87
KiwiSaver tax-free component	\$0.00
Taxable component	
Element taxed in the fund	\$39,741.13
Element untaxed in the fund	\$0.00
Total tax components	\$40,000.00

Preservation amounts

Preserved amount	\$40,000.00
KiwiSaver preserved amount	\$0.00
Restricted non-preserved amount	\$0.00
Unrestricted non-preserved amount	\$0.00
Total preservation amounts	\$40,000.00

Section D: Non-complying funds

Contributions made to a non-complying super fund on or after 10 May 2006 \$0.00

Section E: Transferring fund

Fund Australian business number (ABN)	60 905-115-063
Fund name	QSuper Accumulation account
Contact name	Member Services
Daytime phone number	1300360750
Email address	QSUPER.ATOREPORTING@QSUPER.QLD.GOV.AU

Section F: Declaration

Authorised representative declaration

I declare that:

- I have prepared the statement with the information supplied by the superannuation provider
- I have received a declaration made by the superannuation provider that the information provided to me for the preparation of this statement is true and correct
- I am authorised by the superannuation provider to give the information in the statement to the ATO.

Name	Neil Sheppard
Authorised representative signature	Neil Sheppard
Date	15 December 2020

**PUDSON SUPER FUND
LUMP SUM/RBS ROLLIN POSTING REPORT AT 25 JANUARY 2021**

Member Details

Member Name Reaburn, Hilda Elinor
 Rollin Date 25/01/2021

Benefit Payment Data	Preserved	Res Non Pres	Unres Non Pres
Tax Free			9,145.21
Taxable - taxed element			266,287.43
- untaxed element			
KiwiSaver Tax Free			
Total			275,432.64

Journal Entry *

This Journal Entry assumes the consideration received has been posted to the Lump Sum Clearing Account (A/c: 492)

Account Description	Account	Debit	Credit
Lump Sum Clearing Account	492	275,432.64	
Unres Non Pres/Taxable	287/004		266,287.43
Unres Non Pres/Tax Free	288/004		9,145.21

287
285

9.1

13 January 2021

01 14000003
Ms Hilda Reaburn
8127 Magnolia Gardens Court
HOPE ISLAND QLD 4212

Sunsuper Pty Ltd
30 Little Cribb Street Milton QLD 4064
GPO Box 2924 BRISBANE QLD 4001
ABN 88 010 720 840 AFSL No. 228975
MySuper Authorised 98 503 137 921 995

☎ 13 11 84
🌐 sunsuper.com.au
🐦 twitter.com/sunsuper
📘 facebook.com/sunsuper

Your member number

900216301

Dear Hilda,

Request to rollover your Sunsuper benefit – confirmation of transfer

We'd like to confirm we've transferred your super benefit as requested.

An amount of \$275,432.64 has now been paid to PUDSON SUPER FUND.

We've enclosed a *Member benefit statement* and a *Rollover benefits statement* confirming the payment.

You're welcome back anytime

Simply visit sunsuper.com.au/join to open a new account or contact us on **13 11 84** between 8.00am and 6.30pm AEST, Monday to Friday. We'll then be in touch with ways to get your super working harder for you.

Since joining Sunsuper, you've enjoyed the benefits of being a part of one of Australia's largest and fastest growing profit-for-members funds with great benefits including:

- **Low administration fees.** Sunsuper's administration fees are amongst the lowest and fairest you'll find, which means more money for you when you retire.
- **Strong, long-term returns.** Our stress-tested investment strategies have delivered strong, long-term returns, with our Balanced investment option beating the industry average over 3, 5, 7 and 10 years*.

Plus, we offer award winning retirement products to take you through retirement.

If you have any questions please visit sunsuper.com.au or call us on **13 11 84** between 8.00am and 6.30pm AEST, Monday to Friday.

Yours sincerely,

Steve Davidson

Steve Davidson
Executive General Manager, Customer Engagement



POSTED

*The Balanced option for *Super-savings accounts* has identical investments to the Balanced Pool in Sunsuper's default investment option, the Lifecycle Investment Strategy. Members invested in the Lifecycle Investment Strategy are invested 100% in the Balanced Pool until age 55. (Source: SuperRatings Fund Crediting Rate Survey March 2020). **Warning:** Past performance is not a reliable indication of future performance.

Our qualified financial advisers provide simple advice about your Sunsuper account at no additional cost. More comprehensive advice may incur a fee. Sunsuper employees provide advice as representatives of Sunsuper Financial Services Pty Ltd (ABN 50 087 154 818 AFSL No. 227867) (SFS), wholly owned by the Sunsuper Superannuation Fund. Sunsuper has established a panel of accredited external financial advisers for our members. Sunsuper does not receive or pay any referral fees to these advisers. Each of these advisers will explain to you how their advice fees are determined. The accredited external financial advisers are not employed by Sunsuper, and Sunsuper is not responsible for the advice provided by these advisers.

Sunsuper Pty Ltd ABN 88 010 720 840 AFSL No. 228975, is the Trustee and issuer of the Sunsuper Superannuation Fund ABN 98 503 137 921, USI 98 503 137 921 001. This communication contains general information only. Any advice does not take into account your personal objectives, financial situation or needs. You should consider the appropriateness of any advice having regard to your personal objectives, financial situation and needs before acting on that advice. A copy of the *Product Disclosure Statement (PDS)* can be obtained by visiting sunsuper.com.au/pds or calling 13 11 84. You should consider the PDS in deciding whether to acquire, or to continue to hold, the product.

Section A: Receiving fund's details - please state information below, if known.

Australian business number (ABN):38725526548

Unique Superannuation identifier (USI):

Name:PUDSON SUPER FUND

Member client identifier:H REABURN

Postal address – Street address:8127 Magnolia Gardens Court

Suburb/town/locality:HOPE ISLAND

State/territory:QLD

Postcode:4212

Section B: Members's details - please state information below, if known.

Tax file number (TFN):490688322

Full name:

Title:Ms

Family name:Reaburn

First given name:Hilda Elinor

Other given names:

Postal address – Street address:8127 Magnolia Gardens Court

Suburb/town/locality:HOPE ISLAND

State/territory:QLD

Postcode:4212

Date of birth:19/08/1955

Sex:Female

Daytime phone number (include area code):

Email address (if applicable):
hilli.reaburn@gmail.com

Section C: Rollover transaction details

Service period start date:09/09/1990

Tax components:

Tax-free component: \$ 9,145.21

KiwiSaver tax-free component: \$ 0.00

Taxable component:

Element taxed in the fund: \$ 266,287.43

Element untaxed in the fund: \$ 0.00

Total Tax components: \$ 275,432.64

Preservation amounts:

Preserved amount: \$ 0.00

KiwiSaver preserved amount: \$ 0.00

Restricted non-preserved amount: \$ 0.00

Unrestricted non-preserved amount: \$ 275,432.64

Total preservation amounts: \$ 275,432.64

Section D: Non-complying fund - only complete if you're a trustee of a non-complying fund.

Contributions made to a non-complying fund on or after 10 May 2006

Section E: Declaration

Fund's ABN:98 503 137 921

Fund's name:Sunsuper

Contact name Steve Davidson

Email address (if applicable):

Daytime phone number (including area code):13 11 84

Signature of authorised person:

Steve Davidson

Date:13/01/2021

You do not need to send a copy of this statement to the Australian Taxation Office, however, you must keep a copy for your records for a period of five years.

Super-savings Member benefit statement at 13 January 2021

Ms Hilda Reaburn

Member Number: 900216301

Benefit summary

Taxation	
Benefit rolled over	\$275,432.64
Gross benefit paid	\$275,432.64
Tax	\$0.00
Net benefit paid	\$275,432.64

Account summary	
Opening balance at 1 July 2019	\$250,322.07
Contributions	\$12,024.31
Employer compulsory contributions	\$5,024.31
Voluntary contributions (after-tax)	\$0.00
Government co-contributions	\$0.00
Low income superannuation tax offset	\$0.00
Salary sacrifice (before-tax)	\$7,000.00
Other contributions	\$0.00
Net investment earnings	\$15,587.92
Transfers and roll-ins received	\$0.00
Insurance proceeds	\$0.00
Fees (if any)	-\$519.27
Insurance premiums	-\$301.92
Tax	-\$1,680.47
Withdrawals and transfers-out to other funds	-\$275,432.64
Closing balance at 13 January 2021	\$0.00
Benefit paid at 13 January 2021	\$275,432.64

The amounts above are before tax unless otherwise stated.

q.b

Fund investment returns

Investment option	Opening unit price at 01/07/2019	Closing unit price (last available) at 13/01/2021	Change in price (%)
Lifecycle Investment Strategy			
Cash Pool	1.11181	1.12324	1.0280%
Retirement Pool	1.48410	1.58146	6.5602%

Unit prices shown are exit unit prices. The change in value percentage is based on the change in unit prices over the period and applies to money that was invested for the whole period. The actual rate of return received by individual members depends on the timing of contributions and other transactions and the unit prices that applied on the dates those transactions took place.

Please note benefit payments are processed using the last available unit price for the day we finalise the processing of your request. Please visit sunsuper.com.au for information on other investment options your money may have been invested in between 1 July 2019 and 13 January 2021.

Insurance cover

We didn't have any insurance cover listed on the account on the date the account balance was transferred.

Contributions

Employer Compulsory Contributions

Date	Source	Before tax	Tax	After tax
19/07/2019	INDEPENDENT PRACTITIONER NETWO	\$418.71	-\$62.80	\$355.91
16/08/2019	INDEPENDENT PRACTITIONER NETWO	\$314.05	-\$47.11	\$266.94
12/09/2019	INDEPENDENT PRACTITIONER NETWO	\$386.52	-\$57.97	\$328.55
18/10/2019	INDEPENDENT PRACTITIONER NETWO	\$657.07	-\$98.56	\$558.51
14/11/2019	INDEPENDENT PRACTITIONER NETWO	\$320.33	-\$48.05	\$272.28
12/12/2019	INDEPENDENT PRACTITIONER NETWO	\$320.33	-\$48.05	\$272.28
24/01/2020	INDEPENDENT PRACTITIONER NETWO	\$273.51	-\$41.02	\$232.49
13/02/2020	INDEPENDENT PRACTITIONER NETWO	\$320.33	-\$48.05	\$272.28
13/03/2020	INDEPENDENT PRACTITIONER NETWO	\$320.33	-\$48.05	\$272.28
20/04/2020	INDEPENDENT PRACTITIONER NETWO	\$313.25	-\$46.99	\$266.26
15/05/2020	INDEPENDENT PRACTITIONER NETWO	\$320.33	-\$48.05	\$272.28
19/06/2020	INDEPENDENT PRACTITIONER NETWO	\$320.33	-\$48.05	\$272.28
16/07/2020	INDEPENDENT PRACTITIONER NETWO	\$320.33	-\$48.05	\$272.28
14/08/2020	INDEPENDENT PRACTITIONER NETWO	\$320.33	-\$48.05	\$272.28

Date	Source	Before tax	Tax	After tax
17/09/2020	INDEPENDENT PRACTITIONER NETWO	\$98.56	-\$9.91	\$88.65
Total		\$5,024.31	-\$748.76	\$4,275.55

A positive amount in the tax column of the table above represents a tax credit.

Sunsuper passes on the benefit of any tax deduction received for Administration Fees and insurance premiums to you by reducing the contributions tax you are charged or providing you with a credit. The total contributions tax that would have been payable for the above contributions was \$753.65, but was adjusted by \$4.89 as a result of the benefit of tax deductions passed on to you. The table above shows the adjusted amount of contributions tax for each contribution.

You should check that all contributions from your employer/s have been received. If you think some contributions are missing, you should contact your employer. If you think your employer has not met their super obligations, you can contact the ATO.

Salary sacrifice contributions (before-tax)

Date	Source	Before tax	Tax	After tax
19/07/2019	INDEPENDENT PRACTITIONER NETWO	\$500.00	-\$72.37	\$427.63
16/08/2019	INDEPENDENT PRACTITIONER NETWO	\$500.00	-\$64.99	\$435.01
12/09/2019	INDEPENDENT PRACTITIONER NETWO	\$500.00	-\$69.41	\$430.59
18/10/2019	INDEPENDENT PRACTITIONER NETWO	\$500.00	-\$66.65	\$433.35
14/11/2019	INDEPENDENT PRACTITIONER NETWO	\$500.00	-\$68.54	\$431.46
12/12/2019	INDEPENDENT PRACTITIONER NETWO	\$500.00	-\$66.66	\$433.34
24/01/2020	INDEPENDENT PRACTITIONER NETWO	\$500.00	-\$64.56	\$435.44
13/02/2020	INDEPENDENT PRACTITIONER NETWO	\$500.00	-\$67.58	\$432.42
13/03/2020	INDEPENDENT PRACTITIONER NETWO	\$500.00	-\$67.55	\$432.45
20/04/2020	INDEPENDENT PRACTITIONER NETWO	\$500.00	-\$66.82	\$433.18
15/05/2020	INDEPENDENT PRACTITIONER NETWO	\$500.00	-\$67.71	\$432.29
19/06/2020	INDEPENDENT PRACTITIONER NETWO	\$500.00	-\$65.80	\$434.20
16/07/2020	INDEPENDENT PRACTITIONER NETWO	\$500.00	-\$73.49	\$426.51
14/08/2020	INDEPENDENT PRACTITIONER NETWO	\$500.00	-\$70.15	\$429.85
Total		\$7,000.00	-\$952.28	\$6,047.72

A positive amount in the tax column of the table above represents a tax credit.

Sunsuper passes on the benefit of any tax deduction received for Administration Fees and insurance premiums to you by reducing the contributions tax you are charged or providing you with a credit. The total contributions tax that would have been payable for the above contributions was \$1,050.00, but was adjusted by \$97.72 as a result of the benefit of tax deductions passed on to you. The table above shows the adjusted amount of contributions tax for each contribution.

You should check that all contributions from your employer/s have been received. If you think some contributions are missing, you should contact your employer. If you think your employer has not met their super obligations, you can contact the ATO.

Net investment earnings

Description	Amount
-------------	--------

9.8

Net investment earnings (after investment tax)	\$18,092.14
Investment fees	-\$999.50
Indirect costs	-\$1,504.72
Total	\$15,587.92

Administration fees

Date	Description	Amount
2019/2021	Administration fee - flat fee	-\$120.00
01/07/2019	Administration fee - percentage fee	-\$17.91
01/08/2019	Administration fee - percentage fee	-\$24.14
01/09/2019	Administration fee - percentage fee	-\$19.60
01/10/2019	Administration fee - percentage fee	-\$19.65
01/11/2019	Administration fee - percentage fee	-\$24.90
01/12/2019	Administration fee - percentage fee	-\$20.10
01/01/2020	Administration fee - percentage fee	-\$25.47
01/02/2020	Administration fee - percentage fee	-\$20.52
01/03/2020	Administration fee - percentage fee	-\$19.08
01/04/2020	Administration fee - percentage fee	-\$18.70
01/05/2020	Administration fee - percentage fee	-\$23.83
01/06/2020	Administration fee - percentage fee	-\$22.30
01/07/2020	Administration fee - percentage fee	-\$21.92
01/08/2020	Administration fee - percentage fee	-\$20.01
01/09/2020	Administration fee - percentage fee	-\$19.96
01/10/2020	Administration fee - percentage fee	-\$25.30
01/11/2020	Administration fee - percentage fee	-\$20.65
01/12/2020	Administration fee - percentage fee	-\$15.68
01/01/2021	Administration fee - percentage fee	-\$19.55
Total		-\$519.27

Insurance premiums

Date	Description	Amount
01/07/2019	Insurance premiums	-\$23.68
01/08/2019	Insurance premiums	-\$29.60
01/09/2019	Insurance premiums	-\$23.68
01/10/2019	Insurance premiums	-\$23.68
01/11/2019	Insurance premiums	-\$29.60
01/12/2019	Insurance premiums	-\$23.68
01/01/2020	Insurance premiums	-\$29.60
01/02/2020	Insurance premiums	-\$23.68
01/03/2020	Insurance premiums	-\$23.68
01/04/2020	Insurance premiums	-\$23.68
01/05/2020	Insurance premiums	-\$29.60
01/06/2020	Insurance premiums	-\$17.76
Total		-\$301.92

Tax

Date	Description	Amount
2019/2021	Contribution tax	-\$1,680.47
Total		-\$1,680.47

An end of year reconciliation (contributions tax adjustment) ensures the correct total contribution tax has been calculated. This may be a positive or negative value.

Withdrawals and transfers-out

Date	Reason	Amount
13/01/2021	Transfer out	-\$275,432.64
Total		-\$275,432.64

Binding beneficiaries

This table displays your beneficiaries for your account balance and any insurance cover you may have had.

Beneficiary name	Percent
Bronwyn Reaburn	35%
Tomos Reaburn	35%
Gregory Reaburn	30%

9.10

Preservation summary

Description	Amount
Available when retired and after reaching your preservation age (Preserved)	\$0.00
Available after leaving your employer (Restricted non-preserved)	\$0.00
Available now, if requested (Unrestricted non-preserved)	\$275,432.64
Total	\$275,432.64

Indirect costs of your investment

This approximate amount has been deducted from your investment and covers amounts that have reduced the return on your investment but are not charged as a fee. The indirect costs of your investment include the explicit transactional and operational costs. Refer to the *Additional explanation of fees and costs* in the *Important information* flyer for more information, including how to estimate the indirect cost ratio for your account over the reporting period.

Description	Amount
Indirect costs	-\$1,504.72
Total	-\$1,504.72

Other fees of your investment

This approximate amount or amounts have been deducted from your investment and covers fees that are not reflected as transactions on this statement. This section does not include the implicit transactional and operational costs, property operational costs or borrowing costs that you incurred during the period - refer to the *Additional explanation of fees and costs* in the *Important information* flyer for more details.

Description	Amount
Investment fees	-\$999.50
Total	-\$999.50

Total fees you paid

This approximate amount includes all the fees and costs which affected your investment during the period. The total fees you paid do not include the property operational costs that you incurred during the period. This section also does not include the implicit transactional and operational costs or borrowing costs that you incurred during the period - refer to the *Additional explanation of fees and costs* in the *Important information* flyer for more details.

Description	Amount
Administration fees	-\$519.27
Other fees	\$0.00
Fee cap refund	\$0.00
Indirect costs	-\$1,504.72
Investment fees	-\$999.50
Total fees and costs	-\$3,023.49

Important information

Super-savings account fund investment returns as at 30 June 2020

Option	1 year (% p.a.)	3 year (% p.a.)	5 year (% p.a.)	7 year (% p.a.)	10 year (% p.a.)
Lifecycle Investment Strategy - Balanced Pool ⁽¹⁾	-1.7%	5.7%	6.4%	7.9%	8.0%
Lifecycle Investment Strategy - Retirement Pool ⁽²⁾	-1.2%	4.7%	5.2%	6.1%	6.3%
Lifecycle Investment Strategy - Cash Pool ⁽³⁾	0.8%	1.4%	1.5%	1.8%	2.4%
Growth	-2.4%	6.1%	7.1%	8.5%	8.4%
Balanced	-1.7%	5.7%	6.5%	7.9%	8.0%
Balanced - Index	0.9%	6.0%	6.0%	7.8%	7.9%
Socially Conscious Balanced	0.2%	5.5%	5.1%	6.7%	7.2%
Retirement	-1.2%	4.7%	5.3%	6.2%	6.3%
Conservative	-0.2%	3.9%	4.4%	5.2%	5.5%
Diversified Alternatives [^]	-0.9%	n/a	n/a	n/a	n/a
Shares	-1.7%	6.9%	7.1%	8.9%	8.7%
Australian Shares	-7.7%	5.0%	6.1%	7.6%	7.8%
Australian Shares - Index	-6.1%	5.8%	6.4%	7.8%	7.9%
International Shares - Index (hedged)	0.6%	5.6%	6.8%	9.2%	10.7%
International Shares - Index (unhedged)	3.5%	9.6%	8.8%	12.2%	11.6%
Emerging Markets Shares	-1.7%	4.9%	4.1%	5.7%	4.1%
Property	-1.6%	4.8%	6.2%	7.5%	8.4%
Australian Property - Index	-18.1%	2.5%	4.5%	7.1%	8.7%
Diversified Bonds	3.4%	4.0%	3.8%	4.0%	4.9%
Diversified Bonds - Index	4.1%	4.4%	4.3%	4.7%	5.2%
Cash	1.3%	1.8%	1.9%	2.1%	2.8%
Capital Guaranteed	1.5%	2.4%	2.7%	3.0%	3.4%

For the most recent investment returns visit sunsuper.com.au/returns

- 1 The Balanced Pool commenced on 4 October 2013. The Balanced Pool has identical investments to the Balanced Option. To show our performance for the Balanced Pool we have shown the returns for the Balanced Option up to 4 October 2013 with the returns for the Balanced Pool from 4 October 2013.
- 2 The Retirement Pool commenced on 4 October 2013. The Retirement Pool has identical investments to the Retirement Option. To show our performance for the Retirement Pool we have shown the returns for the Retirement Option (adjusted to reflect fee differences) up to 4 October 2013 with the returns for the Retirement Pool from 4 October 2013.
- 3 The Cash Pool commenced on 4 October 2013. The Cash Pool has identical investments to the Cash Option. To show our performance for the Cash Pool we have shown the returns for the Cash Option (adjusted to reflect fee differences) up to 4 October 2013 with the returns for the Cash Pool from 4 October 2013.

Past performance is not a reliable indication of future performance. Returns are after investment fees and costs and investment tax. A super fund's investment performance typically varies over time. Because super is a long-term investment, five and ten-year figures smooth out short-term results – for example, in a given fund over a five year period, a growth option might have a negative return for one year but a positive return for the other four years, giving an overall result that is positive for the five years. The returns shown above are not necessarily the same as the return on investments held by individual members. The actual return received by individual members will depend on the timing of payments and other transactions and the unit prices that applied on the dates those transactions took place.

[^]The Diversified Alternatives investment option commenced on 30 September 2017. Between this date and 30 June 2020 the option returned 5.8% p.a.

9.12

Net investment earnings

This section shows the amount of money your investment has made, or lost, over the year and is after investment fees and investment taxes.

Additional explanation of fees and costs

Fees

More information about fees and costs is available in your *Product Disclosure Statement*, available at [sunsuper.com.au/pds](https://www.sunsuper.com.au/pds)

Low balance account fee refund

From 1 July 2019, if you have an account balance that is under \$6,000 at the end of the financial year or the time of exiting Sunsuper, the total of your administration fees, investment fees and indirect costs will be capped at 3% of your account balance. The fee cap does not apply to \$0 account balances. Any amounts charged in excess of this cap must be refunded.

Administration fees

Administration fees are generally deducted weekly. The Administration fees table shows the total Administration fees you paid in the period shown.

Other fees

This amount includes any exit fees, advice fees or family law legislation fees. Where you have agreed for an ongoing advice fee to be debited from your Sunsuper account you have the option to cancel this at any time by notifying us in writing or by calling us on **13 11 84**.

Investment fees

Investment fees were not deducted directly from your account. Instead they were deducted daily from the investment options as part of the calculation of daily unit prices. To allow you to better understand the effect of these fees on your account balance, we show them as an approximate dollar amount.

Indirect costs of your investment

Indirect costs were not deducted directly from your account. Instead they were incurred within underlying investments and deducted from investment returns prior to the calculation of daily unit prices. To allow you to better understand the effect of these costs on your account balance, we show them as an approximate dollar amount. The estimated indirect cost ratio for your investment in the period shown is the ratio of the total indirect costs to your average account balance over that period.

Transactional and operational costs

Transactional and operational costs are incurred by underlying investment managers and include explicit and implicit costs. Explicit costs include brokerage, settlement costs (including custody costs) and stamp duty, which are included in the indirect costs of your investment. Implicit costs are effectively the difference between the price for the purchase and sale of an investment asset, and are not included as part of any other investment fee or cost. Transactional and operational costs are an additional cost to you, however are not paid from your Sunsuper account as they are always incurred indirectly and as such are included in your net investment returns. The amount of transactional and operational cost that applied to each investment option in the period shown (calculated using actual costs and reasonable estimates of actual costs incurred) are shown in the table following.

9.13

Investment option	Transactional and operational costs (% p.a. of your balance)	
	Explicit	Implicit
Lifecycle Investment Strategy - Balanced Pool	0.18%	0.10%
Lifecycle Investment Strategy - Retirement Pool	0.19%	0.13%
Lifecycle Investment Strategy - Cash Pool	0.00%	0.00%
Growth	0.18%	0.08%
Balanced	0.18%	0.10%
Balanced - Index	0.06%	0.00%
Socially Conscious Balanced	0.44%	0.06%
Diversified Alternatives	0.36%	0.00%
Retirement	0.19%	0.13%
Conservative	0.18%	0.15%
Shares	0.06%	0.11%
Australian Shares	0.12%	0.23%
Australian Shares - Index	0.00%	0.01%
International Shares - Index (hedged)	0.02%	0.01%
International Shares - Index (unhedged)	0.01%	0.01%
Emerging Markets Shares	0.11%	0.11%
Property	0.29%	0.01%
Australian Property - Index	0.01%	0.00%
Diversified Bonds	0.08%	0.29%
Diversified Bonds - Index	0.04%	0.10%
Cash	0.00%	0.00%
Capital Guaranteed	0.00%	0.00%

Borrowing costs

Borrowing costs are costs incurred by the underlying investment manager who may use borrowing or lending to facilitate certain investment strategies, and are not included in the investment fees, indirect costs or transactional and operational costs. You can find the borrowing costs in the *Sunsuper for life guide*, available at [sunsuper.com.au/pds](https://www.sunsuper.com.au/pds)

Property operational costs

A property operational cost is a transactional and operational cost that relates to real property and does not relate to the acquisition or disposal of real property and is not a management cost. These costs are not included in the investment fees, indirect costs or transactional and operational costs. You can find the property operational costs in the *Sunsuper for life guide*, available at [sunsuper.com.au/pds](https://www.sunsuper.com.au/pds)

Insurance fee

Depending on the type of account and cover you had with Sunsuper, an insurance fee may have been included in any insurance premiums you paid. Refer to your *Product Disclosure Statement* for more information.

Your insurance

Call **13 11 84** if you'd like more information about insurance cover provided through Sunsuper.

MySuper Product Dashboard

The MySuper Product Dashboard is designed to provide key information to help you compare Sunsuper's investments and fees with other MySuper products and make an informed choice about your super. Our latest MySuper Product Dashboard for the Lifecycle Investment Strategy is available on our website, visit [sunsuper.com.au/dashboard](https://www.sunsuper.com.au/dashboard)

Superannuation contribution follow up

We do not know whether a contribution is due for you because we do not have sufficient information about your employment status or other relevant personal circumstances. Please check your statement to make sure all your employer and other contributions are listed. Talk to your employer or Sunsuper if you believe any payments may be missing. If you make personal member contributions to Sunsuper, your employer has 28 days from the end of the month the contributions were taken out of your pay to send them to us.

Further information

The details in your *Member benefit statement* reflect your account balance as at 13 January 2021.

We're obliged to provide you with any information you reasonably require to understand your benefit entitlements. So if you'd like more information on Sunsuper, your investment options, your insurance cover and options (if any), or ways to contribute visit sunsuper.com.au. If you have any questions about your *Member benefit statement* call **13 11 84**.

Concerns and complaints

While we hope you've been happy with our service, if for any reason you haven't we offer a complaint resolution process at no additional cost to you.

To discuss your complaint please contact our Customer Service Team on **13 11 84**, or online via sunsuper.com.au/contact-us. You can also write to: Sunsuper Customer Relations, GPO Box 2924 Brisbane Qld 4001.

We'll do everything we can to resolve the issue as quickly as possible. If you are not happy with Sunsuper's final response to your complaint, or Sunsuper has not provided a final response within 90 days you can contact the Australian Financial Complaints Authority (AFCA). This is an authorised body set up by the Federal Government to help resolve complaints through conciliation. Access to AFCA is available at no additional cost to customers.

AFCA can be contacted in writing at Australian Financial Complaints Authority, GPO Box 3, Melbourne VIC 3001. You can also call 1800 931 678 or contact them via email info@afca.org.au or www.afca.org.au.

For more information on the complaints resolution process refer to sunsuper.com.au/complaints

Contacting us is easy

If you have any questions or would like more information please contact us on **13 11 84** (+61 7 3121 0700 when overseas).

You can also contact us at sunsuper.com.au/contact-us, in writing at GPO Box 2924 Brisbane Qld 4001, or via social media (twitter.com/sunsuper, facebook.com/sunsuper).

Sunsuper Pty Ltd ABN 88 010 720 840 AFSL No. 228975, is the issuer of this *Member benefit statement*. Trustee of Sunsuper Superannuation Fund, ABN 98 503 137 921, USI 98 503 137 921 001.

PUDSON SUPER FUND
GENERAL LEDGER FOR THE PERIOD 01/07/2020 TO 30/06/2021
FROM ACCOUNT 301 TO 301 - ENTRIES: ALL

10.1

Printed: Friday 24 September, 2021 @ 11:40:54

Date	Ref	Type	Units	Debits \$	Credits \$	Balance \$
301 <u>Accountancy Fees</u>						
30/12/2020	301220	Bank Statement		715.00	10.2	715.00
Narration: TRANSACT FUNDS TFR TO SIMMONS LIVINGSTON						
30/12/2020	301220	Bank Statement		2,255.00	10.4	2,970.00
Narration: Super Audits - part of \$2585						
17/03/2021	170321	Bank Statement		220.00	10.5	3,190.00
Narration: TRANSACT FUNDS TFR TO SIMMONS LIVINGSTON						
Total Debits:				\$3,190.00		
Total Credits:						
Current Year Profit/(Loss):				N/A		



Simmons Livingstone & Associates

10-2

A.B.N. 45 163 871 958
PO Box 806, Oxenford 4210 Queensland
Tele 07 5561 8800 | Fax 07 5561 8700
simmonslivingstone.com.au

The Trustees
Pudson Super Fund
8127 Magnolia Gardens
HOPE ISLAND QLD 4212

Tax Invoice
024222

Ref: REABGS1
18 November, 2020

Description	Amount
Preparation of Documents to add Hilda as a member to the Pudson Super Fund including:- <ul style="list-style-type: none"> • Membership application • ATO Trustee Declaration • Change of details for superannuation entities • Director of Trustee Declarations • Consent to appointment as Director of Trustee • Form 484 x 2 • Application for Shares • Share Certificate • Resolutions of Directors 	650.00
Please note that this invoice is now due.	650.00 GST: \$ 65.00 Amount Due: \$ 715.00

The firm reserves the right to charge interest of 11.5% compounding daily on outstanding amounts. The firm reserves the right to refer the outstanding invoices to a debt collection agency or legal practitioner, at a cost to the client. Such costs may include commission, administration fees, legal costs and interest as charged by the debt collection agency or legal practitioner.

Ref: REABGS1
Invoice: 024222
18 November, 2020

(EFT) - Transfer to our account
 Account Name Simmons Livingstone & Associates
 BSB: 064 445 Account: 1052 7520
Amount Due: \$ 715.00

Credit Card (Please indicate type) Mastercard Visa Card CCV

Card Number:

Cardholder Signature Expiry/.....

Liability limited by a scheme approved under Professional Standards Legislation

10.3



Simmons Livingstone & Associates

A.B.N. 45 163 871 958
PO Box 806, Oxenford 4210 Queensland
Tele 07 5561 8800 | Fax 07 5561 8700
simmonslivingstone.com.au

The Trustees
Pudson Super Fund
8127 Magnolia Gardens
HOPE ISLAND QLD 4212

Tax Invoice
024460

Ref: REABGS1
9 December, 2020

Description	Amount
<p>Preparation of Financial Statements for the fund for the year ended 30th June 2020 including the following:-</p> <ul style="list-style-type: none"> - Operating Statement, Statement of Financial Position & Notes to the Financial Statements - Trustee's declaration - Preparation and lodgement of income tax and regulatory return - Calculation of tax estimate - Memorandum of Resolutions - Calculations in relation to changes in market value of investments - Calculations of capital gains/losses - Preparation of Member's Statements - Processing Superstream renewal including payment of disbursement to AUSPOSTSMSF - Preparation of records in accordance with the auditor's requirements including payment of disbursement to SMSF Audits. 	2,350.00

10.4

Description	Amount
<p style="text-align: right; margin-right: 50px;"> Acc 2255 Audit 330 <hr style="width: 100px; margin-left: auto; margin-right: 0;"/> 2585 </p>	

Please note that this invoice is now due.	2,350.00
	GST: \$ 235.00
	Amount Due: \$ 2,585.00

The firm reserves the right to charge interest of 11.5% compounding daily on outstanding amounts. The firm reserves the right to refer the outstanding invoices to a debt collection agency or legal practitioner, at a cost to the client. Such costs may include commission, administration fees, legal costs and interest as charged by the debt collection agency or legal practitioner.

<input type="checkbox"/> Direct Deposit (EFT)	Account Name Simmons Livingstone & Associates BSB: 064 445 Account: 1052 7520	Ref: REABGS1 Invoice: 024460 9 December, 2020																				
<input type="checkbox"/> Credit Card (Please indicate type)	<input type="checkbox"/> Mastercard <input type="checkbox"/> Visa	Card CCV																				
Card Number:	<table border="1" style="width: 100%; height: 20px;"> <tr> <td style="width: 10%;"></td><td style="width: 10%;"></td><td style="width: 10%;"></td><td style="width: 10%;"></td><td style="width: 10%;"></td><td style="width: 10%;"></td><td style="width: 10%;"></td><td style="width: 10%;"></td><td style="width: 10%;"></td><td style="width: 10%;"></td><td style="width: 10%;"></td><td style="width: 10%;"></td><td style="width: 10%;"></td><td style="width: 10%;"></td><td style="width: 10%;"></td><td style="width: 10%;"></td><td style="width: 10%;"></td><td style="width: 10%;"></td><td style="width: 10%;"></td><td style="width: 10%;"></td> </tr> </table>																					Amount Due: \$ 2,585.00
Cardholder Signature Expiry/.....																						
<small>Liability limited by a scheme approved under Professional Standards Legislation</small>																						

10.5



Simmons Livingstone & Associates

A.B.N. 45 163 871 958
 PO Box 806, Oxenford 4210 Queensland
 Tele 07 5561 8800 | Fax 07 5561 8700
 simmonslivingstone.com.au

Pudson Super Pty Ltd
 8127 Magnolia Gardens
 HOPE ISLAND QLD 4212

Tax Invoice
025691
 Ref: REABGC1
 10 March, 2021

Description	Amount
Fee for Professional Service rendered in relation to the following: <ul style="list-style-type: none"> • Pudson Super Pty Ltd The following gives details of the work undertaken: <u>Pudson Super Pty Ltd</u> Attending to secretarial matters of the company on your behalf throughout the year with the Australian Securities & Investments Commission (ASIC): <ul style="list-style-type: none"> • Attendance to ASIC company statements and review documentation on your behalf; • Checking and comparison of your company information with ASIC registers; • Preparation of annual company minutes as required by the Corporations Law; • Attendance to minor changes in your company details as and when they arise; • Provision of registered office address and maintenance of legislated ASIC opening hours; • Assurance your company files are up to date and compliant with current Corporations Law and associated legislation. 	200.00
Please note that this invoice is now due.	
GST: \$ 20.00 Amount Due: \$ 220.00	

The firm reserves the right to charge interest of 11.5% compounding daily on outstanding amounts. The firm reserves the right to refer the outstanding invoices to a debt collection agency or legal practitioner, at a cost to the client. Such costs may include commission, administration fees, legal costs and interest as charged by the debt collection agency or legal practitioner.

<input type="checkbox"/> (EFT) - Transfer to our account Account Name Simmons Livingstone & Associates BSB: 064 445 Account: 1052 7520		Ref: REABGC1 Invoice: 025691 10 March, 2021
		Amount Due: \$ 220.00
<input type="checkbox"/> Credit Card (Please indicate type) <input type="checkbox"/> Mastercard <input type="checkbox"/> Visa		Card CCV
Card Number: <input type="text"/> <input type="text"/> <input type="text"/> <input type="text"/> <input type="text"/> <input type="text"/> <input type="text"/> <input type="text"/> <input type="text"/> <input type="text"/> <input type="text"/> <input type="text"/> <input type="text"/> <input type="text"/> <input type="text"/>		
Cardholder Signature		Expiry/.....
Liability limited by a scheme approved under Professional Standards Legislation		

TAX INVOICE

Supplier: Super Audits

Auditor: A.W. Boys
SMSF Auditor Number (SAN) 100014140
Registered Company Auditor (67793)

Address: Box 3376
Rundle Mall 5000

ABN: 20 461 503 652

Services: Auditing

Date: 7 December 2020

Recipient: Pudson Superannuation Fund

Address: C/- 30/340 Hope Island Road, HOPE ISLAND Qld. 4212

Description of Services


Statutory audit of the Pudson Superannuation Fund for the financial year ending 30 June 2020.

Fee: \$300.00

GST: \$30.00

Total: \$330.00

Payment can be made with a cheque payable to Super Audits postal address being Box 3376 Rundle Mall 5000 or alternatively an EFT can be made BSB 015-056 Account No. 387392386.



**PUDSON SUPER FUND
DEPRECIATION SCHEDULE FOR THE REPORTING PERIOD 1 JULY 2020 TO 30 JUNE 2021**

Account	Description	Cost	Opening Written Down Value	Disposals	Additions	Total Value for Depreciation	Rate	Depreciation Prime Cost	Depreciation Diminishing Balance	Closing Written Down Value
	Fixtures and Fittings (at written down value)									
726/001	Carpet	2,510.00	1,156.77			1,156.77	20.00		231.35	925.42
726/002	Doors				2,910.40	2,910.40	2.50		10.57	2,899.83
	Plant and Equipment (at written down value)									
765/001	Hisense TV	535.00	245.26			245.26	20.00		49.05	196.21
765/002	Daikin 2.5kw Reverse Cycle Air Conditioner	2,505.50	1,413.74			1,413.74	20.00		282.75	1,130.99
765/003	Daikin 2.5kw Reverse Cycle Air Conditioner	2,505.50	1,413.74			1,413.74	20.00		282.75	1,130.99
765/004	Blinds	2,995.00	1,682.58			1,682.58	20.00		336.52	1,346.06
765/005	Cooktop	935.45	568.28			568.28	16.66		94.68	473.60
765/006	Vacuum	337.00	184.37			184.37	20.00		36.87	147.50
765/007	Lounge	549.00	352.32			352.32	15.00		52.85	299.47
765/008	Chaise	899.00	576.92			576.92	15.00		86.54	490.38
765/009	Coffee Table	399.00	253.92			253.92	15.00		38.09	215.83
765/010	2 x Queen beds & mattresses	1,496.00	901.52			901.52	16.66		150.19	751.33
765/011	Washing Machine	549.00	328.26			328.26	20.00		65.65	262.61
765/012	2 Single Beds & mattresses	896.00	273.05			273.05	37.50		102.39	170.66
765/013	Roller blinds	1,285.00	751.20			751.20	20.00		150.24	600.96

12.1

**PUDSON SUPER FUND
DEPRECIATION SCHEDULE FOR THE REPORTING PERIOD 1 JULY 2020 TO 30 JUNE 2021**

Account Description	Cost	Opening Written Down Value	Disposals	Additions	Total Value for Depreciation	Rate	Depreciation Prime Cost	Depreciation Diminishing Balance	Closing Written Down Value
	18,396.45	10,101.93		2,910.40	13,012.33			1,970.49	11,041.84

17.2

726/2

12.3

**DARLING DOWNS
GLASS & SECURITY**

QUOTE

Greg Reaburn
Unit 2 88 Anzac Ave
NEWTOWN QLD 4350
AUSTRALIA

Date
26 Apr 2021
Expiry
25 May 2021
Quote Number
QU-0278
Reference
2/88 Anzac Av
ABN
51 647 843 767

Darling Downs Glass &
Security
3/56 Mort St
NORTH TOOWOOMBA
QLD 4350
AUSTRALIA
Ph: 07 4632 8617

Paid \$1455.20 27/11/21 SR
Paid balance \$1455.20 2/1/21

Description	Quantity	Unit Price	Discount	GST	Amount AUD
2 Door Sliding Robes - White Frame & White Gyprock 2072x1049mm 2067x1917mm	2.00	614.56	15.00%	10%	1,044.75
Manufacture & Installation	1.00	150.00		10%	150.00
Glass 3mm Clear Float Cut to Size m2 Upstairs Bedroom 1150x470mm Kitchen 1150x580mm	1.21	42.20		10%	51.06
Reglaze above windows	1.00	200.00		10%	200.00
Remesh Fly Screens Toilet and 4 upstairs	1.00	160.00		10%	160.00
Back Security Door Fit New MK11 - Hinged Security Door Lock and Remesh with new flyscreen	1.00	170.00		10%	170.00
Prowler Proof Diamond Grille Hinged Security Door - White Frame & Grille Front Door complete with 3 point lock, closer, bug seal, lock guard. This door is currently hinged on the left but we would recommend on the right as build out & angle will cover the damage to the door frame.	1.00	720.00		10%	720.00
Installation of above door	1.00	150.00		10%	150.00
Subtotal (includes a discount of 184.37)					2,645.81
TOTAL GST 10%					264.59
TOTAL AUD					2,910.40

PUDSON SUPER FUND
GENERAL LEDGER FOR THE PERIOD 01/07/2020 TO 30/06/2021
FROM ACCOUNT 375/017 TO 375/017 - ENTRIES: ALL

13-1

Printed: Friday 24 September, 2021 @ 11:44:56

Date	Ref	Type	Units	Debits \$	Credits \$	Balance \$
375 <u>Investment Expenses</u>						
<u>375/017 <u>Infocus Portfolio</u></u>						
02/12/2020	021220	Bank Statement		2,000.00		2,000.00
Narration: TRANSACT FUNDS TFR TO INFOCUS SECURITIES - upfront advice fees						
08/12/2020	081220	Bank Statement		250.00		2,250.00
Narration: Infocus Infocus - ongoing fees \$3000 p.a. Invoice 73458000781						
08/01/2021	080121	Bank Statement		250.00		2,500.00
Narration: Infocus Infocus						
08/02/2021	080221	Bank Statement		250.00		2,750.00
Narration: Infocus Infocus						
08/03/2021	080321	Bank Statement		250.00		3,000.00
Narration: Infocus Infocus						
08/04/2021	080421	Bank Statement		250.00		3,250.00
Narration: Infocus Infocus						
10/05/2021	100521	Bank Statement		250.00		3,500.00
Narration: Infocus Infocus						
08/06/2021	080621	Bank Statement		250.00		3,750.00
Narration: Infocus Infocus						
30/06/2021	74702	Journal - Cash		741.82		4,491.82
Narration: T/up Infocus portfolio						
				Total Debits:	\$4,491.82	
				Total Credits:		
				Current Year Profit/(Loss):	N/A	

13-2

\$1750
13-3

4-1



13.2

**Simmons
Livingstone
& Associates**

Pudson Super Pty Ltd ATF Pudson Super Fund
8127 Magnolia Gardens Court
HOPE ISLAND QLD 4212

Simmons Livingstone & Associates
PO Box 806
Oxenford QLD 4210
Telephone: 07 5561 8800
Facsimile: 07 5561 8700
Email: admin@simmonslivingstone.com.au

TAX INVOICE

Tax Invoice Number :	73458000742
Date:	09 November 2020

Description	Amount
• Advice Preparation Fee	\$1,818.18
• GST	\$181.82
Total Amount Due: (includes GST) Terms : 7 days	\$2,000.00



Please detach and return with your payment or Credit Card authority to :	Infocus Securities Australia Pty Ltd PO Box 806 Oxenford QLD 4210	Account: Pudson Super Pty Ltd ATF Pudson Super PE ID: Fund Invoice: 656218 Due Date: 73458000742 Adviser: 16 November 2020 Amount Due: Thomas Graham \$2,000.00
--	--	--

If paid by Credit Card, a 1.5% surcharge will apply and the invoice value will become \$2,030.00 (inc GST).
 Charge \$2,030.00 to my MasterCard VISA

Card No :

Cardholder Name : _____

Expiry Date : ____/____/____

Signature of Cardholder : _____

Other Payment Methods:

Direct Credit:

Account Name: Infocus Securities Australia Pty Ltd

Westpac BSB: 034-676

Account Number: 279166

Reference: Please include ID: 6562180742.

(Please email accounts@infocus.com.au on the day you send your payment via direct credit to enable infocus to correctly receipt the payment).

Cheque: Please make cheque payable to Infocus Securities Australia Pty Ltd

Office Use Only
Authority Number:
Date Received:

Infocus Securities Australia Pty Ltd
ABN 47 097 797 049 AFSL and Australian Credit Licence No. 236523
trading as Infocus Wealth Management

375/17

13.3



**Simmons
Livingstone
& Associates**

PUDSON SUPER FUND PTY LTD ATF PUDSON SMSF
8127 Magnolia Gardens Court
HOPE ISLAND QLD 4212

Simmons Livingstone & Associates
PO Box 806
Oxenford QLD 4210
Telephone: 07 5561 8800
Facsimile: 07 5561 8700
Email: admin@simmonslivingstone.com.au

TAX INVOICE

Tax Invoice Number :	73458000966
Date:	06 August 2021

Description	Amount
• Ongoing adviser service fee – 1 st December 2020 – 30 June 2021	\$1,590.91
• GST	\$159.09
Total Amount Due: (includes GST) Terms : 7 days	\$1,750.00

✂

Please detach and return
with your payment or
Credit Card authority to :

Infocus Securities Australia Pty Ltd
PO Box 806
Oxenford QLD 4210

Account: Pudson Super Fund
PE ID: 476979
Invoice: 73458000966
Due Date: 13 August 2021
Adviser: Thomas Graham
Amount Due: **\$1,750.00**

If paid by Credit Card, a 1.5% surcharge will apply and the invoice value will become \$1,776.25 (inc GST).
 Charge \$1,776.25 to my MasterCard VISA

Card No :

Cardholder Name : _____

Expiry Date : ____/____

Signature of Cardholder : _____

Other Payment Methods:

Direct Credit:

Account Name: Infocus Securities Australia Pty Ltd**Westpac BSB:** 034-676**Account Number:** 279166**Reference:** Please include ID: 4769790966.

(Please email accounts@infocus.com.au on the day you send your payment via direct credit to enable Infocus to correctly receipt the payment).

Cheque: Please make cheque payable to Infocus Securities Australia Pty Ltd

Office Use Only

Authority Number:

Date Received:

Infocus Securities Australia Pty Ltd

ABN 47 097 797 049 AFSL and Australian Credit Licence No. 236523
trading as Infocus Wealth Management

PUDSON SUPER FUND
GENERAL LEDGER FOR THE PERIOD 01/07/2020 TO 30/06/2021
FROM ACCOUNT 381 TO 382 - ENTRIES: ALL

14-1

Printed: Friday 24 September, 2021 @ 11:47:23

Date	Ref	Type	Units	Debits \$	Credits \$	Balance \$
<u>381</u>						
<u>Filing fees - ASIC</u>						
26/08/2020	260820	Bank Statement		54.00	14.2	54.00
Narration: ASIC part of \$387						
17/03/2021	170321	Bank Statement		55.00	14.3	109.00
Narration: BPAY TO ASIC						
<u>382</u>						
<u>Fines</u>						
26/08/2020	260820	Bank Statement		333.00	14.2	333.00
Narration: ASIC part of \$387 (\$80 1 month late + \$253 over 1 month late)						
				Total Debits:	\$442.00	
				Total Credits:		
				Current Year Profit/(Loss):	N/A	

14.2



ASIC
Australian Securities &
Investments Commission

ABN 56 768 265 615

page 1 of 2

Inquiries
www.asic.gov.au/invoices
1 300 300 630

PUDSON SUPER PTY LTD
GREGORY REABURN
8127 MAGNOLIA GARDENS CT
HOPE ISLAND QLD 4212

*Includes
\$54*

18 August 2020

PUDSON SUPER PTY LTD
ABN/ACN/ARBN 168 367 226
Account No. 22168367226

OVERDUE AMOUNT \$387.00

Arms \$333

FINAL REMINDER

Our records indicate that we have not received payment for the above company's annual review fee and/or late payment fees.

As this payment is now overdue, please pay **immediately** to prevent further action. Failure to pay the annual review fee may result in ASIC initiated deregistration of the company.

If this account has been paid in full, thank you and please disregard this notice.

Outstanding transaction details are listed overleaf.



ASIC
Australian Securities &
Investments Commission

PAYMENT SLIP
PUDSON SUPER PTY LTD

ACN 168 367 226 Account No. 22168367226



22168367226

TOTAL DUE \$387.00
Immediately \$387.00

Payment options are listed on the back of this payment slip

Billor Code: 17301
Ref: 2291683672268



*814 129 0002291683672268 13

ASIC

Australian Securities and Investments Commission
ABN 86 768 265 615

Inquiries
www.asic.gov.au/invoices
1300 300 630

14.3

PUDSON SUPER PTY LTD
ACN/ARBN: 168 367 226
C/- SIMMONS LIVINGSTONE & ASSOCIATES
PO BOX 806
OXENFORD, QLD, 4210

381

Invoice Statement

Issue Date 4 Mar 2021
Account Number 22 168367226

Summary

Balance outstanding
New charges \$55.00
TOTAL DUE \$55.00

- * Amounts not subject to GST. (Treasurer's Determination - Exempt taxes, fees and charges).
- * Payment of your annual review fee will maintain your registration as an Australian company

Please Pay

Pay now \$0.00
By 4 May 2021 \$55.00

If you have already paid, please ignore this invoice statement

- * Late fees will apply if you do NOT:
 - tell us about a change during the period that the Law allows,
 - bring your company/scheme details up to date within 28 days of the date of issue of the annual statement, or
 - you do not pay your review fee within 2 months of the annual review date
- * if you are up to one month late, you must pay \$82. If you are over one month late, this fee increased to \$340.

Date	Reference	Description	Amount
04/03/2021	3X6386220480P PA	2021 Annual Review	55.00

Payment Slip

PUDSON SUPER PTY LTD

ACN/ARBN: 168 367 226
Account Number 22 168367226
Amount Payable \$55.00

Payment Options



*814 129 0002291683672268 13



22 168367226



Billpay Code: 8929
Ref: 2291 6836 7226 813



Bill Code: 17301
Reference: 2291683672268



in person at any Post Office, pay by cash, cheque or EFTPOS



by phone 13 18 16 pay by Mastercard or VISA



Internet postbillpay.com.au by Mastercard or VISA



Mail

Mail this payment slip and your cheque to ASIC, Locked Bag 5000, Gippsland Mail Centre VIC 3841.



Company: PUDSON SUPER PTY LTD ACN 168 367 226

14-4

Company details

Date company registered 04-03-2014
 Company next review date 04-03-2022
 Company type Australian Proprietary Company
 Company status Registered
 Home unit company No
 Superannuation trustee company Yes
 Non profit company No

Registered office

8127 MAGNOLIA GARDENS COURT , HOPE ISLAND QLD 4212

Principal place of business

8127 MAGNOLIA GARDENS COURT , HOPE ISLAND QLD 4212

Officeholders

REABURN, GREGORY MAXWELL

Born 14-04-1960 at COLLIE WA

8127 MAGNOLIA GARDENS COURT , HOPE ISLAND QLD 4212

Office(s) held: Director, appointed 04-03-2014
 Secretary, appointed 04-03-2014

REABURN, HILDA ELINOR

Born 19-08-1955 at WALES UNITED KINGDOM

8127 MAGNOLIA GARDENS COURT , HOPE ISLAND QLD 4212

Office(s) held: Director, appointed 17-11-2020

Company share structure

Share class	Share description	Number issued	Total amount paid	Total amount unpaid
ORD	ORDINARY SHARES	2	2.00	0.00

Members

REABURN , GREGORY MAXWELL 8127 MAGNOLIA GARDENS COURT , HOPE ISLAND QLD 4212

Share class	Total number held	Fully paid	Beneficially held
ORD	1	Yes	Yes

REABURN , HILDA ELINOR 8127 MAGNOLIA GARDENS COURT , HOPE ISLAND QLD 4212

Share class	Total number held	Fully paid	Beneficially held
ORD	1	Yes	Yes

Document history

These are the documents most recently received by ASIC from this organisation.

Received	Number	Form Description	Status
23-11-2020	5ECH31893	484 CHANGE TO COMPANY DETAILS	Processed and imaged
23-11-2020	5ECH31894	484 CHANGE TO COMPANY DETAILS	Processed and imaged
23-10-2014	7E6465445	484 CHANGE TO COMPANY DETAILS	Processed and imaged

14-5

15.1

PUDSON SUPER FUND
GENERAL LEDGER FOR THE PERIOD 01/07/2020 TO 30/06/2021
FROM ACCOUNT 425/004 TO 425/018 - ENTRIES: ALL

Printed: Friday 24 September, 2021 @ 11:48:33

Date	Ref	Type	Units	Debits \$	Credits \$	Balance \$
<u>425</u> <u>Rental Property Expenses</u>						
<u>425/004</u> <u>Body Corporate</u>						
07/08/2020	070820	Bank Statement		432.50	16.1	432.50
Narration: BPAY TO STRATAPAY-LEVY						
21/12/2020	211220	Bank Statement		432.50	16.2	865.00
Narration: BPAY TO STRATAPAY-LEVY						
24/03/2021	240321	Bank Statement		507.50	16.3	1,372.50
Narration: BPAY TO STRATAPAY-LEVY						
28/05/2021	280521	Bank Statement		507.50	16.4	1,880.00
Narration: BPAY TO STRATAPAY-LEVY						
<u>425/006</u> <u>Cleaning</u>						
10/06/2021	100621	Bank Statement		700.00	17.1	700.00
Narration: TRANSACT FUNDS TFR All 4 u cleaning						
<u>425/007</u> <u>Council rates</u>						
25/08/2020	250820	Bank Statement		886.87	18.1	886.87
Narration: BPAY TO TRC RATES						
24/03/2021	240321	Bank Statement		1,091.21	18.2	1,978.08
Narration: BPAY TO TRC RATES						
<u>425/008</u> <u>Electricity</u>						
22/07/2020	220720	Bank Statement		293.23	19.1	293.23
Narration: BPAY TO ERGON ENERGY QLD P/L						
02/10/2020	021020	Bank Statement		1,052.56	19.3	1,345.79
Narration: BPAY TO ERGON ENERGY QLD P/L						
05/01/2021	050121	Bank Statement		523.48	19.5	1,869.27
Narration: BPAY TO ERGON ENERGY QLD P/L						
06/04/2021	060421	Bank Statement		457.69	19.7	2,326.96
Narration: BPAY TO ERGON ENERGY QLD P/L						
15/06/2021	150621	Bank Statement		135.08	19.9	2,462.04
Narration: BPAY TO ERGON ENERGY QLD P/L						
<u>425/009</u> <u>Insurance</u>						
18/11/2020	181120	Bank Statement		359.18	20.1	359.18
Narration: BPAY TO SUNCORP INSURANCE Landlord ins						
<u>425/017</u> <u>Repairs & Maintenance</u>						
21/08/2020	210820	Bank Statement		85.00	21.1	85.00
Narration: TRANSACT FUNDS TFR TO TRUE BLUE						
28/09/2020	280920	Bank Statement		90.00	21.2	175.00
Narration: TRANSACT FUNDS TFR TO TRUE BLUE						
27/01/2021	270121	Bank Statement		90.00	21.3	265.00
Narration: TRANSACT FUNDS TFR TO TRUE BLUE						
30/04/2021	300421	Bank Statement		2,250.00	21.4	2,515.00
Narration: TRANSACT FUNDS TFR TO KEYHAN PAINTING AN						
19/05/2021	190521	Bank Statement		270.60	21.5	2,785.60
Narration: TRANSACT FUNDS TFR TO ALLSELL ELECRITICAL						
21/05/2021	210521	Bank Statement		2,750.00	21.4	5,535.60
Narration: TRANSACT FUNDS TFR TO KEYHAN PAINTING AN						
08/06/2021	080621	Bank Statement		275.00	21.6	5,810.60
Narration: TRANSACT FUNDS TFR TO THE ODD JOB JOINER						

PUDSON SUPER FUND
GENERAL LEDGER FOR THE PERIOD 01/07/2020 TO 30/06/2021
FROM ACCOUNT 425/004 TO 425/018 - ENTRIES: ALL

15.2

Printed: Friday 24 September, 2021 @ 11:48:33

Date	Ref	Type	Units	Debits \$	Credits \$	Balance \$
425/018 <u>Water</u>						
18/11/2020	181120	Bank Statement		381.01	22.1	381.01
Narration: BPAY TO TRC RATES						
24/05/2021	240521	Bank Statement		387.74	22.2	768.75
Narration: BPAY TO TRC RATES						
Total Debits:				\$13,958.65		
Total Credits:						
Current Year Profit/(Loss):				N/A		

- Body Corporate Management
- Establishment
- Consulting



42514

ABN 14 050 400 809

(A division of Australian Strata Title Services Pty Ltd A.C.N. 050 400 809)

114 Campbell Street, TOOWOOMBA
 Postal: PO Box 1526
 TOOWOOMBA QLD 4350
 Phone: (07) 46393205
 Fax: (07) 46392891
 Email: admin@tbcm.net.au
 Website: http://www.tbcm.net.au

16-1

Body Corporate and Community Management Act 1997
NOTICE OF CONTRIBUTIONS

Gregory Reaburn as director
 of Pudson Super Pty Ltd
 8127 Magnolia Gardens Court
 HOPE ISLAND QLD 4212

Date of Notice	3 August 2020		
A/c No	2		
Lot No	2	Unit Number	2
Contrib Ent.	1		
Interest Ent.	1		

Body Corporate for
Lodge Eighty- Eight CTS 10018

Account	Period	Due Date	Amount	Discount	If paid by	Net Amount
Admin Fund	01/08/20 to 31/10/20	31/08/20	316.67	31.67	31/08/20	285.00
Sinking Fund	01/08/20 to 31/10/20	31/08/20	163.89	16.39	31/08/20	147.50
Totals			480.56	48.06		\$432.50

Interest at the rate of 30.00% per annum (2.50% per month) is payable on overdue Levies.
Please make cheques payable to: StrataPay plus your StrataPay Reference Number

Teller stamp and initials		Amount Paid \$
		Date Paid / /

Payment Options

Telephone: Call this number to pay by credit card using a land line or mobile phone. International: +613 8648 0158

Internet: Visit this website to make a secure credit card payment over the internet.

Direct Debit: Make auto payments directly from your nominated bank account or credit card. Go to www.stratapay.com/ddr to register.

BPay: Contact your participating financial institution to make a payment from your cheque or savings account using BPay.

In Person: Present this bill at any Post Office to make cash, cheque or debit card payments.

Mail: Send cheque with this slip by mail to: **StrataPay, Locked Bag 9 GCMC, Bundall Qld 9726 Australia**

Internet Banking - EFT: Use this BSB and Account Number to pay directly from your bank account in Australian Dollars (AUD). Account Name: StrataPay Bank: CBA, Sydney, Australia.

BSB: 067-970
Account No: 1531 5071 2
 (Applies to this bill only)

STRATAPAY

StrataPay Reference
1531 5071 2

Amount	Due Date
\$432.50	31 Aug 20

Toowoomba BCM
 10018/02100002 Lot 2/2

Gregory Reaburn as director
 of Pudson Super Pty Ltd
 8127 Magnolia Gardens Court
 HOPE ISLAND QLD 4212



*71 216 153150712 83

All payments made through StrataPay payment options are subject to User Terms and Conditions available at www.stratapay.com or by calling 1300 135 610 or email info@stratapay.com. By using the payment options provided by StrataPay you are taken to have read and understood these User Terms and Conditions prior to using StrataPay. Credit card acceptance is subject to notation above. Additional charges may apply.

- Body Corporate Management
- Establishment
- Consulting



114 Campbell Street, TOOWOOMBA
 Postal: PO Box 1526
 TOOWOOMBA QLD 4350
 Phone: (07) 46393205
 Fax: (07) 46392891
 Email: admin@bcm.net.au
 Website: http://www.bcm.net.au

16.2

ABN 14 050 400 809
 (A division of Australian Strata Title Services Pty Ltd A.C.N. 050 400 809)

Body Corporate and Community Management Act 1997
NOTICE OF CONTRIBUTIONS

Gregory Reaburn as director
 of Pudson Super Pty Ltd
 8127 Magnolia Gardens Court
 HOPE ISLAND QLD 4212

Date of Notice	2 November 2020		
A/c No	2		
Lot No	2	Unit Number	2
Contrib Ent.	1		
Interest Ent.	1		

Body Corporate for

Lodge Eighty- Eight CTS 10018

Account	Period	Due Date	Amount	Discount	If paid by	Net Amount
Admin Fund	01/11/20 to 31/01/21	30/11/20	316.67	31.67	30/11/20	285.00
Sinking Fund	01/11/20 to 31/01/21	30/11/20	163.89	16.39	30/11/20	147.50
Totals			480.56	48.06		\$432.50

Interest at the rate of 30.00% per annum (2.50% per month) is payable on overdue Levies.
Please make cheques payable to: StrataPay plus your StrataPay Reference Number

Teller stamp and initials

Amount Paid
 \$
 Date Paid
 / /

Payment Options

	Tel: 1300 552 311 Ref: 1531 5071 2	Telephone: Call this number to pay by credit card using a land line or mobile phone. International: +613 6349 0158	
	www.stratamax.com.au Ref: 1531 5071 2	Internet: Visit this website to make a secure credit card payment over the internet.	
	Tel: 1300 552 311 Ref: 1531 5071 2	Direct Debit: Make auto payments directly from your nominated bank account or credit card. Go to www.stratapay.com/ldr to register.	
	Billcode: 74625 Ref: 1531 5071 2	BPay: Contact your participating financial institution to make a payment from your cheque or savings account using BPay.	
	Billpay Code: 9216 Ref No: 1531 5071 283	In Person: Present this bill at any Post Office to make cash, cheque or debit card payments.	
	Make cheque payable to: StrataPay 1531 5071 2	Mail: Send cheque with this slip by mail to: StrataPay, Locked Bag 9 GCMC, Bundall Qld 9726 Australia	
	BSB: 067-970 Account No: 1531 5071 2 (Applies to this bill only)	Internet Banking - EFT: Use this BSB and Account Number to pay directly from your bank account in Australian Dollars (AUD). Account Name: StrataPay Bank: CBA, Sydney, Australia.	



StrataPay Reference

1531 5071 2

Amount Due Date
\$432.50 30 Nov 20

Toowoomba BCM
 1001802100002 Lot 2/2

Gregory Reaburn as director
 of Pudson Super Pty Ltd
 8127 Magnolia Gardens Court
 HOPE ISLAND QLD 4212



*71 216 153150712 83

All payments made through StrataPay payment options are subject to User Terms and Conditions available at www.stratapay.com or by calling 1300 135 010 or email info@stratapay.com. By using the payment options provided by StrataPay you are taken to have read and understood these User Terms and Conditions or to using StrataPay Credit card acceptance is subject to notes on above. Additional charges may apply.

- Body Corporate Management
- Establishment
- Consulting



114 Campbell Street, TOOWOOMBA
Postal: PO Box 1526
TOOWOOMBA QLD 4350
Phone: (07) 46393205
Fax: (07) 46392891
Email: admin@tbcm.net.au
Website: http://www.tbcm.net.au

16.3

ABN 14 050 400 809

(A division of Australian Strata Title Services Pty Ltd A.C.N. 050 400 809)

Body Corporate and Community Management Act 1997
NOTICE OF CONTRIBUTIONS

Gregory Reaburn as director
of Pudson Super Pty Ltd
8127 Magnolia Gardens Court
HOPE ISLAND QLD 4212

Date of Notice	1 February 2021		
A/c No	2		
Lot No	2	Unit Number	2
Contrib Ent.	1		
Interest Ent.	1		

Body Corporate for						
Lodge Eighty- Eight CTS 10018						
Account	Period	Due Date	Amount	Discount	If paid by	Net Amount
Admin Fund	01/02/21 to 30/04/21	28/02/21	400.00	40.00	28/02/21	360.00
Sinking Fund	01/02/21 to 30/04/21	28/02/21	163.89	16.39	28/02/21	147.50
Totals			563.89	56.39		\$507.50

Interest at the rate of 30.00% per annum (2.50% per month) is payable on overdue Levies.

Please make cheques payable to: StrataPay plus your StrataPay Reference Number

Teller stamp and initials		Amount Paid \$
		Date Paid / /

Payment Options

- Tel: 1300 552 311
Ref: 1531 5071 2
- www.stratamax.com.au
Ref: 1531 5071 2
- Tel: 1300 552 311
Ref: 1531 5071 2
- Biller Code: 74625
Ref: 1531 5071 2
- Billpay Code: 9216
Ref No: 1531 5071 283
- Make cheques payable to:
StrataPay 1531 5071 2
- BSB: 067-970
Account No: 1531 5071 2
(Applies to this b/c only)
- Telephone: Call this number to pay by credit card using a land line or mobile phone. International: +613 8648 0158
- Internet: Visit this website to make a secure credit card payment over the internet
- Direct Debit: Make auto payments directly from your nominated bank account or credit card. Go to www.stratapay.com/ldr to register.
- BPay: Contact your participating financial institution to make a payment from your cheque or savings account using BPay
- In Person: Present this bill at any Post Office to make cash, cheque or debit card payments.
- Mail: Send cheque with this slip by mail to: StrataPay, Locked Bag 9 GCMC, Bundall Qld 9726 Australia
- Internet Banking - EFT: Use this BSB and Account Number to pay directly from your bank account in Australian Dollars (AUD).
Account Name: StrataPay Bank: CBA, Sydney, Australia



StrataPay Reference
1531 5071 2

Amount **\$507.50** Due Date **28 Feb 21**

Toowoomba BCM
1001802100002 Lot 2/2

Gregory Reaburn as director
of Pudson Super Pty Ltd
8127 Magnolia Gardens Court
HOPE ISLAND QLD 4212



*71 216 1531 5071 2 83

All payments made through StrataPay payment options are subject to User Terms and Conditions available at www.stratapay.com.au by calling 1300 552 311 or email info@stratapay.com. By using the payment options provided by StrataPay you are taken to have read and understood these User Terms and Conditions prior to using StrataPay. Credit card acceptance is subject to notation above. Additional charges may apply.

16.4

- Body Corporate Management
- Establishments
- Consulting



114 Campbell Street, TOOWOOMBA
Postal: PO Box 1526
TOOWOOMBA QLD 4350
Phone: (07) 46393205
Fax: (07) 46392891
Email: admin@tbcm.net.au
Website: http://www.tbcm.net.au

ABN 14 050 400 809
(A division of Australian Strata Title Services Pty Ltd A.C.N. 050 400 809)

Body Corporate and Community Management Act 1997
NOTICE OF CONTRIBUTIONS

Gregory Reaburn as director
of Pudson Super Pty Ltd
8127 Magnolia Gardens Court
HOPE ISLAND QLD 4212

Date of Notice	4 May 2021		
A/c No	2		
Lot No	2	Unit Number	2
Contrib Ent	1		
Interest Ent.	1		

Body Corporate for						
Lodge Eighty- Eight CTS 10018						
Account	Period	Due Date	Amount	Discount	If paid by	Net Amount
Admin Fund	01/05/21 to 31/07/21	31/05/21	400.00	40.00	31/05/21	360.00
Sinking Fund	01/05/21 to 31/07/21	31/05/21	163.89	16.39	31/05/21	147.50
Totals			563.89	56.39		\$507.50

Interest at the rate of 30.00% per annum (2.50% per month) is payable on overdue Levies.
Please make cheques payable to: **StrataPay plus your StrataPay Reference Number**

Total stamp and include		Amount Paid
		\$
		Date Paid
		/ /

Payment Options

- Tel:** 1300 552 311
Ref: 1531 5071 2
- www.stratamax.com.au**
Ref: 1531 5071 2
- Tel:** 1300 552 311
Ref: 1531 5071 2
- Biller Code:** 74625
Ref: 1531 5071 2
- Billpay Code:** 9215
Ref No: 1531 5071 263
- Make cheque payable to:**
StrataPay 1531 5071 2
- BSS: 907-979**
Account No: 1531 5071 2
(Applies to this bill only)

Telephone: Call this number to pay by credit card using a land line or mobile phone. International: +613 8548 0158

Internet: Visit this website to make a secure credit card payment over the internet.

Direct Debit: Make auto payments directly from your nominated bank account or credit card. Go to www.stratapay.com-dd to register.

BPay: Contact your participating financial institution to make a payment from your cheque or savings account using BPay.

In Person: Present this bill at any Post Office to make cash, cheque or debit card payments.

Mail: Send cheque with this slip by mail to: StrataPay, Locked Bag 9 GCMC, Bundall Qld 9726 Australia

Internet Banking - EFT: Use the BSS and Account Number to pay directly from your bank account in Australian Dollars (AUD).
Account Name: StrataPay (Bank: CBA, Sydney, Australia)

All payments made through StrataPay or payment processors are subject to User Terms and Conditions available at www.stratapay.com or by calling 1300 552 311 or email info@stratapay.com. By using the payment options provided by StrataPay you are taken to have read and understood these User Terms and Conditions prior to using StrataPay. Credit card acceptance is subject to restrictions. Additional charges may apply.

STRATAPAY

StrataPay Reference
1531 5071 2

Amount	Due Date
\$507.50	31 May 21

Toowoomba BCM
10018/01100002 Lot 2/2

Gregory Reaburn as director
of Pudson Super Pty Ltd
8127 Magnolia Gardens Court
HOPE ISLAND QLD 4212

*71 216 153150712 83

18-1

RATE NOTICE

P 131 872 | F 1800 448 882 | info@tr.qld.gov.au | www.tr.qld.gov.au
PO Box 3021 Toowoomba QLD 4350 | Toowoomba Regional Council | ABN 69 768 305 360



42517

This information was prepared as at 31 JUL 2020



041-5050-4421-1V1 195445
PUDSON SUPER PTY LTD
AS TRUSTEE
8127 MAGNOLIA GARDENS COURT
HOPE ISLAND QLD 4212

REFERENCE NO: 195445
ISSUE DATE: 7 AUG 2020
DUE DATE: 8 SEP 2020
AMOUNT DUE: 886.87
VALUATION: Averaged Value 59,167

PROPERTY LOCATION: 2/88 Anzac Avenue, NEWTOWN QLD 4350

PROPERTY DESCRIPTION: L2/BUP5177:PAR DRAYTON

SUMMARY OF CHARGES

Rates and Charges for the half-year ending 31 DEC 2020

Opening Balance as at 31 JUL 2020	125.00 CR
Rates and Charges (see over)	978.21
Discount (see over)	79.34 CR
State Emergency Management Levy (see over)	113.00

Total amount payable if received by 8 SEP 2020

886.87

Total amount payable if not received by the due date

966.21

FREQUENTLY ASKED QUESTIONS

I've recently purchased this property, why do I have to pay full rates?

Most likely, your solicitor has allowed for the rates in your settlement. Please check your settlement statement to confirm this, or contact your solicitor and/or agent.

How has COVID-19 affected my rates?

Council Implemented various measures to assist the community and as part of our pandemic response rates relief package, Council provided:

- A rate concession of \$125 for residential and rural properties and this may appear as a credit opening balance on your notice. This was valued at \$8.7 million across the Region.
- Waived interest on overdue rates and charges calculated at 30 JUN 2020.

Council remains committed to ratepayers experiencing financial difficulty and continues to offer flexible payment arrangements.

How to view my rates account online?

You can view receipts, rate/water rate notices and check your current balances online for free as a registered user at www.tr.qld.gov.au/propertydetails

HOW TO PAY - for a full list of payment options please see over the page



Biller Code: 18366
Ref: 195445

BPAY® this payment via Internet or phone banking.
BPAY View® - View and pay this bill using Internet banking.
BPAY View Registration No.: 195445

* Registered to BPAY Pty Ltd ABN 69 079 137 518



Are you using the right Biller Code and Reference Number?



Pay using your smartphone



Download the Snip App and scan the code to pay now.



Post Billpay

Pay in-store at Australia Post



*414 000195445



24/7 phone payment

Phone 1300 451 206



046689004421011

AU_1-6_2_000099 / 000050 / 004421

RATE NOTICE

P 131 872 | F 1800 448 882 | info@tr.qld.gov.au | www.tr.qld.gov.au
PO Box 3021 Toowoomba QLD 4350 | Toowoomba Regional Council | ABN 99 788 305 350



This information was prepared as at 29 JAN 2021



077061-03987 BD 041

PUDSON SUPER PTY LTD
AS TRUSTEE
8127 MAGNOLIA GARDENS COURT
HOPE ISLAND QLD 4212

REFERENCE NO: 195445
ISSUE DATE: 5 FEB 2021
DUE DATE: 9 MAR 2021
AMOUNT DUE: 1,011.87
VALUATION: Averaged Value 59,167

PROPERTY LOCATION: 2/88 Anzac Avenue, NEWTOWN QLD 4350
PROPERTY DESCRIPTION: L2/BUP5177:PAR DRAYTON

SUMMARY OF CHARGES

Rates and Charges for the half-year ending 30 JUN 2021

Rates and Charges (see over)	978.21
Discount (see over)	79.34 CR
State Emergency Management Levy (see over)	113.00

Total amount payable if received by 9 MAR 2021 1,011.87

Total amount payable if not received by the due date 1,091.21

FREQUENTLY ASKED QUESTIONS

I've recently purchased this property, why do I have to pay full rates?

Most likely your solicitor has allowed for the rates in your settlement. Please check your settlement statement to confirm this or contact your solicitor and/or agent.

How to view my rates account online?

Your rate notice may show an opening balance (debit or credit) as at 29 JAN 2021. The opening balance is made up of any unpaid rates and charges and/or payments made since your last notice. You can view receipts, rate notices or water rate notices, create an arrangement to pay or check your current balances online as a registered user at www.tr.qld.gov.au/propertydetails

Do I need to call to change my postal address?

You can update your postal address as well as other details and services here at: www.tr.qld.gov.au/requests or contact the customer service centre on 131 872.

HOW TO PAY - for a full list of payment options please see over the page

B PAY Biller Code: 18366
Ref: 195445

BPAY® - Use payment via Internet or phone banking.
BPAY View™ - View and pay this bill using internet banking.
BPAY View Registration No.: 195445

Registered to BPAY Pty Ltd ABN 69 079 137 518

BPAY VIEW

Are you using the right Biller Code and Reference Number?



Available on the App Store



Pay using your smartphone



Download the Snip App and scan the code to pay now.

Available on Google play



Post Billpay

Pay in-store at Australia Post



*414 000195445



24/7 phone payment

Phone 1300 451 206



425/8

19-1

- Account enquiries and complaints 13 10 46 (7:15am-5:45pm Mon-Fri)
- Faults Ergon Energy 13 22 96 (24 hrs, 7 days)
- Life-threatening emergencies (24 hrs, 7 days) Triple Zero (000) or Ergon Energy 13 16 70
- ergon.com.au/contact

MR G REABURN
 U 2, 88 ANZAC AVE
 NEWTOWN QLD 4350

Account Details

Account Number	49740644
Issue Date	17/07/20
Security Deposit Held	NIL

Payment Required

Dear Mr Reaburn

We'd like to remind you that we're waiting payment of your electricity account.

As we have not heard from you or received full payment by the due date, we wanted to highlight some options that may assist you to manage this account.

Whilst the full amount is now overdue, we can set up payment instalments that suit your circumstances.

If you are experiencing financial hardship, we are able to work with you and support you through this time.

Our Customer Assist program can offer you long term support. For more information visit ergon.com.au/customerassist.

You may also be eligible for the Government Electricity rebate if you are a pensioner, senior, health care card holder or asylum seeker.

Home Energy Emergency Assistance Scheme may also be available to help customers experiencing extenuating circumstances impacting your ability to pay this bill.

Please contact us to discuss how we can best support you.

For help, call us on **13 10 46** from 7.15am to 5.45pm Monday to Friday or visit ergon.com.au/contact.

Regards

The Retail Operations Team

Total Due	\$293.23
Original Due Date	12 Jun 20

Supply Details

National Metering Identifier (NMI)
3044785496

Premises Address
U 2, 88 ANZAC AVE
NEWTOWN QLD 4350

Tariff Class Description
Standard Asset Customer - Small (< 100 MWh p.a.) - East

Other Information

Concessions and Rebates 13 10 46

We offer an electricity rebate for customers on behalf of the Queensland Government, to assist with the cost of electricity. The rebate is available for eligible pensioners, seniors, health care card holders and asylum seekers. For information please contact us or visit ergon.com.au/supportprograms

Moving Premises 13 10 46

Call to arrange a final reading and/or a new application before you move. You are responsible for this account and electricity used until a final meter reading is obtained.

Privacy 13 10 46

Please let us know if you would prefer not to receive any direct marketing material from Ergon Energy. For further information about Ergon Energy's Privacy Policy, please refer to the Privacy & Security Statement at ergon.com.au.

Meter Reading 13 10 46

Safe and convenient access is required. If we have trouble accessing your meter, e.g. a locked gate or dog present, we can only forward an estimated account. If this happens call us to make arrangements for future meter readings.

Interpreter Service 1300 607 555

Servizi di interpretariato e traduzione
Dolmetscher- und Übersetzungsdienst
Mga serbisyo sa pagsasalin-wika
Tolk- en vertaal diensten

通訳・翻訳サービス

Ερμηνευτικές και Μεταφραστικές Υπηρεσίες

傳譯與翻譯服務

National Relay Service

TTY/voice calls 13 36 77
and Speak & Listen 1300 555 727.

Payment Options



Online (Visa or Mastercard)
ergon.com.au/bpoint Ref: 49740644



Direct Debit
Call 13 10 46 to organise.



Phone Pay (Visa or Mastercard)
Call 1300 363 214 Ref: 49740644



By Mail Post this slip with cheque/
Australia Post money order payable to
'Ergon Energy Retail' to
PO Box 959, Parramatta NSW 2124.



EFT Electronics Funds Transfer
Call 13 10 46 to organise.



In Person
At any Post Office, or authorised agency.



Billers Code: 1552
Ref: 497406444

Telephone & Internet Banking - BPAY®
Contact your bank or financial institution to make this payment from your cheque, savings, debit, credit card or transaction account. More info: www.bpay.com.au

Australia Post*468 49740644 1



Billers Code: 0468
Ref: 49740644

Account Number 49740644
Due \$293.23
Pay By 24 Jul 2020

If you are having difficulty paying this account, talk to us before the pay by date about payment options on 13 10 46.

CBA 831 65328 49740644 4



*468 49740644 1



19.3

- Account enquiries and complaints 13 10 46 (7:15am-5:45pm Mon-Fri)
- Faults Ergon Energy 13 22 96 (24 hrs, 7 days)
- Life-threatening emergencies (24 hrs, 7 days) Triple Zero (000) or Ergon Energy 13 16 70
- ergon.com.au/contact

MR G REABURN
 U 2, 88 ANZAC AVE
 NEWTOWN QLD 4350

Account Details

Account Number	49740644
Issue Date	17/09/20
Security Deposit Held	NIL

Payment Reminder

Dear Mr Reaburn

We noticed you've missed your latest bill payment, so as a courtesy, we have extended the due date for payment of your account to **24 September 2020**.

While the full amount is now overdue, we can set up payment instalments that suit your individual circumstances.

If we need to send you a reminder notice for payment of your next bill, you would no longer receive payment reminders prior to disconnection warnings on future bills.

This means you could be at risk of disconnection, without receiving another payment reminder.

You would need to pay three bills in a row by the due date to return to normal.

If you are experiencing financial hardship, we are able to work with you and support you through this time.

Our Customer Assist program can offer you long term support. For more information visit ergon.com.au/customerassist

You may also be eligible for the Government Electricity rebate if you are a pensioner, senior, health care card holder or asylum seeker.

The Home Energy Emergency Assistance Scheme may also be available if you are experiencing extenuating circumstances impacting your ability to pay this bill.

Please contact us to discuss how we can best support you.

For help, call us on **13 10 46** from 7.15am to 5.45pm Monday to Friday or visit ergon.com.au/contact

Regards

The Retail Operations Team

Total Due	\$1052.56
Original Due Date	14 Sep 20
New Due Date	24 Sep 20

Supply Details

National Metering Identifier (NMI)
3044785496

Premises Address
U 2, 88 ANZAC AVE
NEWTOWN QLD 4350

Tariff Class Description
Standard Asset Customer - Small (< 100 MWh p.a.) - East

Other Information

Concessions and Rebates 13 10 46

We offer an electricity rebate for customers on behalf of the Queensland Government, to assist with the cost of electricity. The rebate is available for eligible pensioners, seniors, health care card holders and asylum seekers. For information please contact us or visit ergon.com.au/supportprograms

Moving Premises 13 10 46

Call to arrange a final reading and/or a new application before you move. You are responsible for this account and electricity used until a final meter reading is obtained.

Privacy 13 10 46

Please let us know if you would prefer not to receive any direct marketing material from Ergon Energy. For further information about Ergon Energy's Privacy Policy, please refer to the Privacy & Security Statement at ergon.com.au.

Meter Reading 13 10 46

Safe and convenient access is required. If we have trouble accessing your meter, e.g. a locked gate or dog present, we can only forward an estimated account. If this happens call us to make arrangements for future meter readings.

Interpreter Service 1300 607 555

Servizi di interpretariato e traduzione
Dolmetscher- und Übersetzungsdienst
Mga serbisyo sa pagsasalin-wika
Tolk- en vertaal diensten
通訳・翻訳サービス

Εμπνευστικές και Μεταφραστικές Υπηρεσίες
傳譯與翻譯服務

National Relay Service

TTY/voice calls 13 36 77
and Speak & Listen 1300 555 727.

Payment Options



Online (Visa or Mastercard)
ergon.com.au/bpoint Ref: 49740644



Direct Debit
Call 13 10 46 to organise.



Phone Pay (Visa or Mastercard)
Call 1300 363 214 Ref: 49740644



By Mail Post this slip with cheque/
Australia Post money order payable to
'Ergon Energy Retail' to
PO Box 959, Parramatta NSW 2124.



EFT Electronics Funds Transfer
Call 13 10 46 to organise.



In Person
At any Post Office, or authorised agency.



Biller Code: 1552
Ref: 497406444

Telephone & Internet Banking - BPAY®

Contact your bank or financial institution to make this payment from your cheque, savings, debit, credit card or transaction account. More info: www.bpay.com.au

Australia Post*468 49740644 1



Biller Code: 0468
Ref: 49740644

Account Number 49740644

Due \$1052.56

Pay By 24 Sep 2020

If you are having difficulty paying this account, talk to us before the pay by date about payment options on 13 10 46.

CBA 831 65328 49740644 4



*468 49740644 1

<0000105256>

<065328>

<000000497406444>



MR G REABURN
U 2, 88 ANZAC AVE
NEWTOWN QLD 4350

19-5

- Account enquiries and complaints 13 10 46 (7:15am-5:45pm Mon-Fri)
- Faults Ergon Energy 13 22 96 (24 hrs, 7 days)
- Life-threatening emergencies (24 hrs, 7 days) Triple Zero (000) or Ergon Energy 13 16 70
- ergon.com.au/contact

Account Details

Account Number	49740644
Issue Date	29/12/20
Security Deposit Held	NIL

Disconnection Warning

Dear Mr Reaburn

This is a reminder that we're waiting payment of your electricity account.

As we haven't heard from you to make a payment arrangement or received full payment by the due date, your power is now at risk of being disconnected.

To avoid disconnection, you'll need to contact us by **06 January 2021**.

Be aware that any payments to your account will go towards paying your older outstanding charges before any newer charges.

If disconnection does occur, you can request reconnection and discuss a payment arrangement with us. Note, reconnection may not be possible on the same day that you contact us.

If you are experiencing financial hardship, we are able to work with you and support you through this time.

Our Customer Assist program can offer you long term support. For more information visit ergon.com.au/customerassist

You may also be eligible for the Queensland Government Electricity rebate if you are a pensioner, senior, health care card holder or asylum seeker.

The Home Energy Emergency Assistance Scheme may also be available if you are experiencing extenuating circumstances impacting your ability to pay this bill.

Please contact us to discuss how we can best support you.

For help, call us on **13 10 46** from 7.15am to 5.45pm Monday to Friday or visit ergon.com.au/contact

If you have contacted us and believe that we have been unable to fully address your query, you may wish to access a free, fair and independent service operated by the Energy and Water Ombudsman Queensland by calling 1800 662 837.

Regards

The Retail Operations Team

Total Due \$523.48

Original Due Date 10 Dec 20

Supply Details

National Metering Identifier (NMI)
3044785496

Premises Address
U 2, 88 ANZAC AVE
NEWTOWN QLD 4350

Tariff Class Description
Standard Asset Customer - Small (< 100 MWh p.a.) - East

19.6

Other Information

Concessions and Rebates 13 10 46

We offer an electricity rebate for customers on behalf of the Queensland Government, to assist with the cost of electricity. The rebate is available for eligible pensioners, seniors, health care card holders and asylum seekers. For information please contact us or visit ergon.com.au/supportprograms

Moving Premises 13 10 46

Call to arrange a final reading and/or a new application before you move. You are responsible for this account and electricity used until a final meter reading is obtained.

Privacy 13 10 46

Please let us know if you would prefer not to receive any direct marketing material from Ergon Energy. For further information about Ergon Energy's Privacy Policy, please refer to the Privacy & Security Statement at ergon.com.au.

Meter Reading 13 10 46

Safe and convenient access is required. If we have trouble accessing your meter, e.g. a locked gate or dog present, we can only forward an estimated account. If this happens call us to make arrangements for future meter readings.

Interpreter Service 1300 607 555

Servizi di interpretariato e traduzione
Dolmetscher- und Übersetzungsdienst
Mga serbisyo sa pagsasalin-wika
Tolk- en vertaal diensten

通訳・翻訳サービス

Ερμηνευτικές και Μεταφραστικές Υπηρεσίες

傳譯與翻譯服務

National Relay Service

TTY/voice calls 13 36 77
and Speak & Listen 1300 555 727.

Payment Options



Online (Visa or Mastercard)
ergon.com.au/bpoint Ref: 49740644



Direct Debit
Call 13 10 46 to organise.



Phone Pay (Visa or Mastercard)
Call 1300 363 214 Ref: 49740644



By Mail Post this slip with cheque/
Australia Post money order payable to
'Ergon Energy Retail' to
PO Box 959, Parramatta NSW 2124.



EFT Electronics Funds Transfer
Call 13 10 46 to organise.



In Person
At any Post Office, or authorised agency.



Biller Code: 1552
Ref: 497406444

Telephone & Internet Banking - BPAY®

Contact your bank or financial institution to make this payment from your cheque, savings, debit, credit card or transaction account. More info: www.bpay.com.au

Australia Post*468 49740644 1



Biller Code: 0468
Ref: 49740644

Account Number 49740644

Due \$523.48

Pay By 6 Jan 2021

If you are having difficulty paying this account, talk to us before the pay by date about payment options on 13 10 46.

CBA 831 65328 49740644 4



*468 49740644 1

<0000052348>

<065328>

<000000497406444>



MR G REABURN
 U 2, 88 ANZAC AVE
 NEWTOWN QLD 4350

Disconnection Warning

Dear Mr Reaburn,

We're writing to remind you that you still haven't paid your electricity account, which is now overdue.

As we haven't heard from you or received full payment by your bill's due date, your power is now at risk of being disconnected. This isn't a decision we take lightly so to avoid disconnection you'll need to pay your bill or contact us by **06 April 2021**.

To pay the balance of your bill, you can go online at ergon.com.au/bpoint using MasterCard or Visa. Please be aware that any payments to your account will go toward paying your older outstanding charges before any newer charges.

What happens if my power is disconnected?

If your power is disconnected, you'll be able to request reconnection, however this may not be possible on the same day you contact us.

Where can I find help?

Our Customer Assist program can offer you long term support, you can find more information at ergon.com.au/customerassist

If you're a concession card holder, you may also be eligible for a Queensland Government Electricity Rebate which is paid in instalments towards your electricity bill. For details, visit ergon.com.au/supportprograms

The Home Energy Emergency Assistance Scheme may also be available if you're experiencing extenuating circumstances impacting your ability to pay this bill.

For help, call us on **13 10 46** from 8.00am to 5.00pm Monday to Friday or visit ergon.com.au/contact

If you have contacted us and believe that we have been unable to fully address your query, you may wish to access a free, fair and independent service operated by the Energy and Water Ombudsman Queensland by calling 1800 662 837.

We're here to help.

The Retail Operations Team

19-7

- Account enquiries and complaints 13 10 46 (8am-5pm Mon-Fri)
- Faults Ergon Energy 13 22 96 (24 hrs, 7 days)
- Life-threatening emergencies (24 hrs, 7 days) Triple Zero (000) or Ergon Energy 13 16 70
- ergon.com.au/contact

Account Details

Account Number	49740644
Issue Date	26/03/21
Security Deposit Held	NIL

Total Due **\$475.69**

Original Due Date 11 Mar 21

Supply Details

National Metering Identifier (NMI)
3044785496

Premises Address
U 2, 88 ANZAC AVE
NEWTOWN QLD 4350

Tariff Class Description
Standard Asset Customer - Small (< 100 MWh p.a.) - East

Other Information

Concessions and Rebates 13 10 46

We offer an electricity rebate for customers on behalf of the Queensland Government, to assist with the cost of electricity. The rebate is available for eligible pensioners, seniors, health care card holders and asylum seekers. For information please contact us or visit ergon.com.au/supportprograms

Moving Premises 13 10 46

Call to arrange a final reading and/or a new application before you move. You are responsible for this account and electricity used until a final meter reading is obtained.

Privacy 13 10 46

Please let us know if you would prefer not to receive any direct marketing material from Ergon Energy. For further information about Ergon Energy's Privacy Policy, please refer to the Privacy & Security Statement at ergon.com.au.

Meter Reading 13 10 46

Safe and convenient access is required. If we have trouble accessing your meter, e.g. a locked gate or dog present, we can only forward an estimated account. If this happens call us to make arrangements for future meter readings.

Interpreter Service 1300 607 555

Servizi di interpretariato e traduzione
Dolmetscher- und Übersetzungsdienst
Mga serbisyo sa pagsasalina-wika
Tolk- en vertaal diensten
通訳・翻訳サービス

Ερμηνευτικές και Μεταφραστικές Υπηρεσίες
傳譯與翻譯服務

National Relay Service

TTY/voice calls 13 36 77
and Speak & Listen 1300 555 727.

Payment Options



Online (Visa or Mastercard)
ergon.com.au/bpoint Ref: 49740644



Direct Debit
Call 13 10 46 to organise.



Phone Pay (Visa or Mastercard)
Call 1300 363 214 Ref: 49740644



By Mail Post this slip with cheque/
Australia Post money order payable to
'Ergon Energy Retail' to
PO Box 959, Parramatta NSW 2124.

EFT Electronics Funds Transfer

Call 13 10 46 to organise.



In Person
At any Post Office, or authorised agency.



Biller Code: 1552
Ref: 497406444

Telephone & Internet Banking - BPAY®

Contact your bank or financial institution to make this payment from your cheque, savings, debit, credit card or transaction account. More info: www.bpay.com.au

Australia Post*468 49740644 1



Biller Code: 0468
Ref: 49740644

Account Number 49740644

Due \$475.69

Pay By 6 Apr 2021

If you are having difficulty paying this account, talk to us before the pay by date about payment options on 13 10 46.

CBA 831 65328 49740644 4



*468 49740644 1

<0000047569>

<065328>

<000000497406444>



Electricity Account

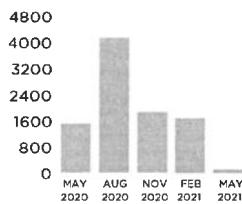
MR G REABURN
U 2, 88 ANZAC AVE
NEWTOWN QLD 4350

Account Summary

Previous Account	\$475.69
Payments	\$475.69CR
Opening Balance of this Account	\$0.00
Electricity Charges	\$120.97
Other Charges & Credits	\$14.11
Total New Charges	\$135.08
Total Amount Due	\$135.08

Compare Your Usage

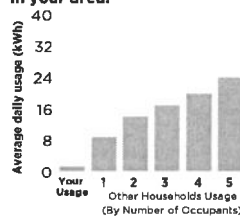
Total Usage (kWh)



Average daily cost (Inc. GST) \$1.41

Average daily usage (kWh)	
This bill	1.43
Same time last year	17.16

Compare your electricity usage with other households in your area.



Electricity tariff rates, including minimum charges, service fees and conditions of supply, are available at ergon.com.au or by phoning 13 10 46.

Find out how average electricity usage of other households is calculated and ways to save electricity at energymadeeasy.gov.au

Did you know over half our customers get their electricity bill via email?

It's fast, convenient, secure and better for the environment.

Get onboard with e-Bill at ergon.com.au/myaccount

19-9

- Account enquiries and complaints 13 10 46 (8am-5pm Mon-Fri)
- Faults Ergon Energy 13 22 96 (24 hrs, 7 days)
- Life-threatening emergencies (24 hrs, 7 days) Triple Zero (000) or Ergon Energy 13 16 70
- ergon.com.au/contact

Account Details

Account Number	49740644
Issue Date	27/05/21
Billing Period (96 days)	17/02/21–24/05/21
Security Deposit Held	NIL
Next Meter Read (Approx)	19 Aug 21

Total Due \$135.08

Pay By 16 Jun 21

Supply Details

National Metering Identifier (NMI)
3044785496

Premises Address
U 2, 88 ANZAC AVE
NEWTOWN QLD 4350

Tariff Class Description
Standard Asset Customer - Small (< 100 MWh p.a.) - East

Account Breakdown

METER NUMBER	PREVIOUS READING	CURRENT READING	TARIFF COMPONENT	DAYS	CENTS PER DAY	KWH	CENTS PER KWH (EXC GST)	KW	CENTS PER KW (EXC GST)	GST	TOTAL (INC GST)
--------------	------------------	-----------------	------------------	------	---------------	-----	-------------------------	----	------------------------	-----	-----------------

New Charges

Electricity Charges

Tariff 11 - Residential Flat Rate (General Domestic) (18/02/21 - 24/05/21)											
42630	183	193	All Consumption			10	21.756			\$0.22	\$2.40
			Service Fee	96	90.676					\$8.71	\$95.76
Tariff 33 Controlled Supply (Economy) (18/02/21 - 24/05/21)											
21457	51634	51761	All Consumption			127	16.331			\$2.07	\$22.81
TOTAL										\$11.00	\$120.97

Other Charges & Credits

24/05/21	Meter Services Charge									\$1.29	\$14.11
TOTAL										\$1.29	\$14.11

Payments

05/04/21	Payment Received										\$457.69CR
16/04/21	Payment Received										\$18.00CR
TOTAL											\$475.69CR

Other Information

Concessions and Rebates 13 10 46

We offer an electricity rebate for customers on behalf of the Queensland Government, to assist with the cost of electricity. The rebate is available for eligible pensioners, seniors, health care card holders and asylum seekers. For information please contact us or visit ergon.com.au/supportprograms

Moving Premises 13 10 46

Call to arrange a final reading and/or a new application before you move. You are responsible for this account and electricity used until a final meter reading is obtained.

Privacy 13 10 46

Please let us know if you would prefer not to receive any direct marketing material from Ergon Energy. For further information about Ergon Energy's Privacy Policy, please refer to the Privacy & Security Statement at ergon.com.au

Meter Reading 13 10 46

Safe and convenient access is required. If we have trouble accessing your meter, e.g. a locked gate or dog present, we can only forward an estimated account. If this happens call us to make arrangements for future meter readings.

Interpreter Service 1300 607 555

Servizi di interpretariato e traduzione
Dolmetscher- und Übersetzungsdienst
Mga serbisyo sa pagsasalit-wika
Tolk- en vertaal diensten
通訳・翻訳サービス

Ερμηνευτικές και Μεταφραστικές Υπηρεσίες
傳譯與翻譯服務

National Relay Service

TTY/voice calls 13 36 77
and Speak & Listen 1300 555 727.

Payment Options

 <p>Online (Visa or Mastercard) ergon.com.au/bpoint Ref: 49740644</p>	 <p>Direct Debit Call 13 10 46 to organise.</p>	 <p>Phone Pay (Visa or Mastercard) Call 1300 363 214 Ref: 49740644</p>	 <p>By Mail Post this slip with cheque/ Australia Post money order payable to 'Ergon Energy Retail' to PO Box 959, Parramatta NSW 2124.</p>	 <p>EFT Electronics Funds Transfer Call 13 10 46 to organise.</p>	 <p>In Person At any Post Office, or authorised agency.</p>	 <p>Biller Code: 1552 Ref: 497406444</p> <p>Telephone & Internet Banking - BPAY® Contact your bank or financial institution to make this payment from your cheque, savings, debit, credit card or transaction account. More info: www.bpay.com.au</p> <p>Australia Post*468 49740644 1</p>	 <p>Biller Code: 0468 Ref: 49740644</p>	<p>Account Number 49740644</p> <p>Due \$135.08</p> <p>Pay By 16 Jun 21</p> <p>If you are having difficulty paying this account, talk to us before the pay by date about payment options on 13 10 46.</p> <p>CBA 831 65328 49740644 4</p>  <p>*468 49740644 1</p>
--	---	--	---	---	---	---	---	--

<0000013508>

<065328>

<000000497406444>

42519.

20.1

Enquiries: 13 11 55
Claims: 13 25 24 (24 hours a day, 7 days a week for new claims)
suncorp.com.au/insurance



PUDSON SUPER PTY LTD ATF PUDSON
SUPER FUND
UNIT 2
88 ANZAC AVE
NEWTOWN QLD 4350

Policy number:	HPI045999794
The insured:	Pudson Super PTY LTD Atf Pudson Super Fund
Due date:	11.59pm on 2 December 2020
Amount payable:	\$359.18
Payment reference number:	045999794

Landlord Insurance Account

Your new policy

Issue date: 18 November 2020

Dear Policy Holder,

Thank you for insuring your Landlord Contents with Suncorp Insurance.

Please find enclosed your Certificate of Insurance, a copy of our Product Disclosure Statement (PDS) and Supplementary Product Disclosure Statement (SPDS) (if any). These documents form part of your contract of insurance with us and should be read carefully to understand what your policy covers including the conditions, limits and exclusions that apply.

Your enclosed Certificate of Insurance is a record of the information you provided us during your application and as it is also part of your contract of insurance it is very important that it is accurate. Please review this information and the Duty of Disclosure section at the end of your Certificate of Insurance carefully. If any of the details shown are incorrect or there is other information you need to tell us, please call us on 13 11 55.

Please pay the amount payable by the due date to ensure you're covered. Our payment options are listed on the reverse side of this letter.

If you have any questions about your insurance, please call us on 13 11 55 or visit your local Suncorp Bank branch.

For more information on choosing insurance and to better understand insurance visit the Australian Government website: www.moneysmart.gov.au

Regards,

The Suncorp Team

MY SUNCORP

Manage parts of your car or home insurance online in your own time.

To find out more about My Suncorp, visit suncorp.com.au/mysuncorp

SAVE ON YOUR INSURANCE

There's a range of ways you can save on your premiums as a Suncorp Insurance Customer.

To find out more, visit suncorp.com.au/insurance

20.2

Landlord Contents insurance account for policy HPI045999794

This document will be a tax invoice for GST when you have made your payment. It is to enable you to claim input tax credits if they apply to your business.

Your discounts

Nil

Suncorp Insurance offers a Multiple Policy Discount (MPD) when you have 3 or more eligible products. If you believe you may qualify for the MPD and it is not listed above, please contact us.

Period of insurance: **18 November 2020 to 11.59pm 18 November 2021**
 Transaction effective date: **18 November 2020**
 Transaction type: **New policy**

	Base Premium	GST	Stamp Duty	Total Amount
Insured address:	Unit 2, 88 ANZAC AVE, NEWTOWN QLD 4350			
Landlord Contents	\$ 299.56	\$ 29.96	\$ 29.66	\$ 359.18
TOTALS	\$ 299.56	\$ 29.96	\$ 29.66	\$ 359.18
Total amount payable:				\$ 359.18



Billers Code: 655829
Ref: 045999794

Telephone & Internet Banking - BPAY®
Contact your bank or financial institution to make this payment from your cheque, savings, debit, credit card or transaction account. More info: www.bpay.com.au



Phone: To pay via our automated credit card payment system call **1300 125 323**.
Mastercard, VISA or AMEX
Reference Number: **045999794**

In person: Visit any Suncorp Bank branch to pay by cash, card or cheque



Internet: To pay by Mastercard, VISA or American Express visit:
suncorp.com.au/insurance
Reference Number: **045999794**



Mail: Send this payment slip with your cheque made payable to:
Suncorp Insurance,
GPO Box 1453, Brisbane, QLD 4001



Direct Debit: Call 13 11 55 to arrange

Payment slip

Policy number

HPI045999794

Reference number

045999794

Amount payable

\$359.18

425/17

21-1



TRUE BLUE PROPERTY MAINTENANCE

QUALIFIED GLAZIER & HANDYMAN

Mobile: 0458155999 true.bluepm@bigpond.com

Licence: 743339, ABN: 42866364479

BILL TO:

Gregory Reaburn

TAX INVOICE

Tax Invoice #: **6850**
Invoice Date: 14/08/2020
Due Date: 21/08/2020

PROPERTY- 2/88 Anzac Ave, Newtown
REFERENCE- NIL

Supply and fit a new rubber seal between the cistern & bowl

Total Including GST: \$ 85

All goods remain the property of True Blue Property Maintenance until all monies owing have been paid in full. A 10% compounding late payment fee will be added for every seven days overdue, unless arrangements are made.

Please use your invoice number as your reference for ease of matching records.

All payments may be made to: True Blue Property Maintenance BSB: 638-180 Acc:11842083
(Heritage bank members - S53)

Cheques to be posted to: 40 Holly Ave, Highfields, 4352

Thank you for supporting a local family owned and operated business

21.2



TRUE BLUE PROPERTY MAINTENANCE

QUALIFIED GLAZIER & HANDYMAN
Mobile: 0458155999 true.bluepm@bigpond.com
Licence: 743339, ABN: 42866364479

BILL TO:

Greg Reaburn

TAX INVOICE

Tax Invoice #: **6937**
Invoice Date: 25/09/2020
Due Date: 02/10/2020

PROPERTY- 2/88 Anzac Ave, Toowoomba
REFERENCE- NIL

Reseat and fit new washers to kitchen taps

Total Including GST: \$ 90

All goods remain the property of True Blue Property Maintenance until all monies owing have been paid in full. A 10% compounding late payment fee will be added for every seven days overdue, unless arrangements are made.

Please use your invoice number as your reference for ease of matching records.
All payments may be made to: True Blue Property Maintenance BSB: 638-180 Acc:11842083
(Heritage bank members - S53)
Cheques to be posted to: 40 Holly Ave, Highfields, 4352

Thank you for supporting a local family owned and operated business

21.3



QUALIFIED GLAZIER & HANDYMAN
Mobile: 0458155999 true.bluepm@bigpond.com
Licence: 743339, ABN: 42866364479

BILL TO:

Greg Reaburn

PROPERTY- 2/88 Anzac Ave, Toowoomba
REFERENCE- NIL

Secure front and back doors with metal brackets

TAX INVOICE

Tax Invoice #: **7151**
Invoice Date: 25/01/2021
Due Date: 01/02/2021

Total Including GST: \$ 90

All goods remain the property of True Blue Property Maintenance until all monies owing have been paid in full. A 10% compounding late payment fee will be added for every seven days overdue, unless arrangements are made.

Please use your invoice number as your reference for ease of matching records.
All payments may be made to: True Blue Property Maintenance BSB: 638-180 Acc:11842083
(Heritage bank members - S53)
Cheques to be posted to: 40 Holly Ave, Highfields, 4352

Thank you for supporting a local family owned and operated business

425/17

21.4

Tax Invoice

Keyhan
81696313903
Kearneys Spring
4350
0402021066

Date: 19/05/2021
Invoice No.: 10015
Due Date: 20/05/2021

Bill To:
Greg & Hilda
2/88
Anzac Avenue
Newtown 4350 QLD

Qty	Item	Description	Unit Price	VAT	TAX %	Total
1	22	prepare and patch all the damaged walls then paint all the ceilings, walls, doors, windows and trims	\$4,500.00	\$409.09	10%	\$4,500.00
1	23	remove and replace the front entry door and prepare and paint the door plus paint the ceiling and wall inside the garage	\$500.00	\$45.45	10%	\$500.00

Subtotal	\$4,545.45
GST	\$454.55
Total	\$5,000.00
Balance Due	\$5,000.00


Paid \$2,250 on the 30/4/21
Paid \$2,250 on the 21/5/21



Thank you for your business.
please make all money payable to:
Keyhan Painting&Maintenance
BSB: 012429
Ac. Number: 466496861

425/17

21.5



The Cornerstone Trust T/A
ALLSWELL ELECTRICAL

DOMESTIC * COMMERCIAL * INDUSTRIAL

41 Mather St Highfields, Qld
4352

E:wellbarry@optusnet.com.au

Mobile: 0412 717242

Lic.No. 6976

ABN No. 91 400 679 407

TAX INVOICE

Invoice No	2696221	
Date:	18/05/2021	
Customer	Greg Reaburn	Contact
Address	Unit 2 / 88 Anzac Ave Harristown 4350	Job Location
email	MOB 0498 611589 gregory.reaburn@gmail.com	
Reference		
Stock No.	Description	Rate Qty Total
Labour	Called out to replace Front wall light with new fitting and Exhaust fan bath room Replaced surface socket in roof space old one had round earth pin.	90 1.8 \$162.00
Materials	Exhaust Fan	36 1 \$36.00
	Wall light and bulb	40 1 \$40.00
	Surface Socket	6 1 \$6.00
	Sundries, Tape, Solder, Fixings, Gas, etc	2 1 \$2.00

Certificate of Test

Work completed & TESTED In accordance with .

- AS/NZ 3000 : 2018 Electrical Standards & procedures
Electrical Mech. Lic. No. C7691
With Complements

Barry Leembruggen

Sub Total \$246.00

GST \$24.60

Please Pay this Amount \$270.60

Banking Details: ANZ Bank
014531-439085557

Keep this CERTIFICATE for your RECORDS


Terms: STRICTLY 7 DAYS

Interest will be charged on overdue accounts. This
Payment Claim is made under the Building and
Construction Industry Payments Act 2004.

Tax Invoice

425/17

21.6



Greg Reaburn
Unit 2 / 88 Anzac Avenue
Toowoomba
4350

Invoice date
7/06/2021

Due date
14/06/2021

Invoice number
526

The Odd Job Joiner
Phone: 0427963396
Email: theoddjobjoiner@gmail.com
Web: www.theoddjobjoiner.com.au
ABN: 88 586 460 659

General House Maintenance and Odd Jobs

Description	Amount
Income	250.00
	Sub-total 250.00
	GST 10% 25.00
	Total 275.00

Electronic Banking Details

Account Name: The Odd Job Joiner
Bank: Heritage Bank
Account Number: 13451723
BSB: 638-060
Reference: Invoice Number or Your Full Name

THANKYOU FOR YOUR BUSINESS

With Kind Regards From The Odd Job Joiner

Notes

Comments and Notes:

Please Note: Only what is specified within this invoice is being paid for if more works are yet to be done, further invoices will apply
Title of Ownership: Customers please be aware that title of ownership does not transfer to you until all goods and services have been paid for in full and funds have cleared respective banks

425/18

22.1

WATER RATE NOTICE

P 131 872 | F 1800 448 882 | info@tr.qld.gov.au | www.tr.qld.gov.au
PO Box 3021 Toowoomba QLD 4350 | Toowoomba Regional Council | ABN 99 728 305 360



This information was prepared as at 9 OCT 2020



075823-03626 QLD BD 041 4212
PUDSON SUPER PTY LTD
AS TRUSTEE
8127 MAGNOLIA GARDENS COURT
HOPE ISLAND QLD 4212

REFERENCE NO: 195445
ISSUE DATE: 16 OCT 2020
DUE DATE: 17 NOV 2020
AMOUNT DUE: 381.01

PROPERTY LOCATION: 2/88 Anzac Avenue, NEWTOWN QLD 4350
PROPERTY DESCRIPTION: L2/BUP5177:PAR DRAYTON

SUMMARY OF CHARGES

Water Access Charge for period ending 31 DEC 2020	
Water Access Charge (See Over)	338.43
Water Consumption Charge (See Water Advice)	84.91
Discount on Water Charges @ 10%	42.33CR

FREQUENTLY ASKED QUESTIONS

What are my current water restrictions?
Visit www.tr.qld.gov.au/water to check the current water restrictions in your area.

I've recently purchased this property, why do I have to pay full rates?

Most likely, your solicitor has allowed for the rates in your settlement. Please check your settlement statement to confirm this, or contact your solicitor and/or agent.

What period does this water consumption charge cover?

Where applicable a detailed water advice is included. This provides a breakdown of when your meter was read and the period these charges cover.

How to view my rates account online?

You can view receipts, rate/water rate notices and check your current balances online for free as a registered user at www.tr.qld.gov.au/propertydetails

Total amount payable if received by 17 NOV 2020 381.01

Total amount payable if not received by the due date 423.34

HOW TO PAY - for a full list of payment options please see over the page



Billers Code: 18366
Ref: 195445

BPAY* this payment via internet or phone banking.
BPAY View* - View and pay this bill using internet banking.
BPAY View Registration No.: 195445

* Registered to BPAY Pty Ltd ABN 69 079 137 518



Are you using the right biller code and reference number?



Pay using your smartphone



Download the Snip App and scan the code to pay now.



Post Billpay

Pay in-store at Australia Post



*414 000195445



24/7 phone payment
phone
1300 451 206

22.7

WATER RATE NOTICE

P 131 872 | F 1800 448 882 | info@tr.qld.gov.au | www.tr.qld.gov.au
PO Box 2021 Toowoomba QLD 4350 | Toowoomba Regional Council | ABN 99 788 305 360



This information was prepared as at 16 APR 2021



QLD SD 041 4212

077796-A03481

PUDSON SUPER PTY LTD
AS TRUSTEE
8127 MAGNOLIA GARDENS COURT
HOPE ISLAND QLD 4212

REFERENCE NO: 195445
ISSUE DATE: 23 APR 2021
DUE DATE: 25 MAY 2021
AMOUNT DUE: 387.74

PROPERTY LOCATION: 2/88 Anzac Avenue, NEWTOWN QLD 4350
PROPERTY DESCRIPTION: L2/BUP5177:PAR DRAYTON

SUMMARY OF CHARGES

Water Access Charge for period ending 30 JUN 2021	
Water Access Charge (See Over)	338.43
Water Consumption Charge (See Water Advice)	92.39
Discount on Water Charges @ 10%	43.08CR

FREQUENTLY ASKED QUESTIONS

What are my current water restrictions?

Visit www.tr.qld.gov.au/water to check the current water restrictions in your area.

What period does this water consumption charge cover?

Where applicable a detailed water advice is included. This provides a breakdown of when your meter was read and the period these charges cover.

How to view my rates account online?

Your rate notice may show an opening balance (debit or credit). The opening balance is made up of any unpaid rates and charges and/or payments made since your last notice. You can view receipts, rate notices or water rate notices, create an arrangement to pay or check your current balances online as a registered user at www.tr.qld.gov.au/propertydetails

Do I need to call to change my address?

You can update your postal address as well as other details and services here at: www.tr.qld.gov.au/requests or contact the customer service centre on 131 872.

Total amount payable if received by 25 MAY 2021 387.74

Total amount payable if not received by the due date 430.82

HOW TO PAY - for a full list of payment options please see over the page

B PAY Biller Code: 18366
Ref: 195445

BPAY® this payment via Internet or phone banking.
BPAY View® - View and pay this bill using internet banking.
BPAY View Registration No.: 195445

® Registered to BPAY Pty Ltd ABN 69 079 137 518



Are you using the right biller code and reference number?



Pay using your smartphone



Download the Snip App and scan the code to pay now.



Post Billpay

Pay in-store at Australia Post



*414 000195445



24/7 phone payment phone

1300 451 206

23-1

Alc 606



Macquarie Cash Management Account

MACQUARIE BANK LIMITED
ABN 46 008 583 542 AFSL 237502

enquiries 1800 806 310
transact@macquarie.com
www.macquarie.com.au

GPO Box 2520
Sydney, NSW 2001



PUDSON SUPER PTY LTD
MAGNOLIA GARDENS NORTH
8127 MAGNOLIA GARDENS COURT
HOPE ISLAND QLD 4212

1 Shelley Street
Sydney, NSW 2000

account balance **\$287,369.58**
as at 31 Dec 20

account name PUDSON SUPER PTY LTD ATF
PUDSON SUPER FUND
account no. 963002613

transaction	description	debits	credits	balance
30.06.20	OPENING BALANCE			6,933.81
17.07.20	Deposit HOLLAND NL GREG RENT		640.00	7,573.81
22.07.20	BPAY BPAY TO ERGON ENERGY QLD P/L	293.23		7,280.58
31.07.20	Interest MACQUARIE CMA INTEREST PAID*		0.31	7,280.89
31.07.20	Deposit HOLLAND NL GREG RENT		640.00	7,920.89
07.08.20	BPAY BPAY TO STRATAPAY-LEVY	432.50		7,488.39
17.08.20	Deposit HOLLAND NL GREG RENT		690.00	8,178.39
21.08.20	Funds transfer TRANSACT FUNDS TFR TO TRUE BLUE	85.00		8,093.39
25.08.20	BPAY BPAY TO TRC RATES	886.87		7,206.52
26.08.20	BPAY BPAY TO ASIC	387.00		6,819.52
31.08.20	Interest MACQUARIE CMA INTEREST PAID*		0.31	6,819.83
31.08.20	Deposit HOLLAND NL GREG RENT		350.00	7,169.83

how to make a transaction

online
Log in to www.macquarie.com.au/personal

by phone
Call 133 275 to make a phone transaction

transfers from another bank account
Transfer funds from another bank to this account:
BSB 182 512
ACCOUNT NO. 963002613

deposits using BPay
From another bank



Bill code: 667022
Ref: 963 002 613

continued on next



Macquarie Cash Management Account

enquiries 1800 806 310

account name PUDSON SUPER PTY LTD ATF
PUDSON SUPER FUND
account no. 963002613

transaction	description	debits	credits	balance
14.09.20	Deposit		370.00	7,539.83
28.09.20	Funds transfer	90.00		7,449.83
30.09.20	Interest		0.30	7,450.13
02.10.20	BPAY	1,052.56		6,397.57
27.10.20	Deposit		420.00	6,817.57
03.11.20	BPAY	279.45		6,538.12
09.11.20	Deposit		500.00	7,038.12
09.11.20	Deposit		550.00	7,588.12
09.11.20	Deposit		279.45	7,867.57
18.11.20	BPAY	359.18		7,508.39
18.11.20	BPAY	381.01		7,127.38
20.11.20	Deposit		420.00	7,547.38
26.11.20	Deposit		420.00	7,967.38
01.12.20	Deposit		341,174.70	349,142.08
02.12.20	Funds transfer	2,000.00		347,142.08
03.12.20	Deposit		420.00	347,562.08
08.12.20	Direct debit	250.00		347,312.08
11.12.20	Deposit		320.00	347,632.08
15.12.20	Deposit		40,000.00	387,632.08
17.12.20	Deposit		370.00	388,002.08
21.12.20	BPAY	432.50		387,569.58
21.12.20	Direct debit	96,900.00		290,669.58
30.12.20	Funds transfer	715.00		289,954.58
30.12.20	Funds transfer	2,585.00		287,369.58

continued on next

23.3



Macquarie Cash Management Account

enquiries 1800 806 310

account name PUDSON SUPER PTY LTD ATF
PUDSON SUPER FUND
account no. 963002613

transaction	description	debits	credits	balance
	CLOSING BALANCE AS AT 31 DEC 20	107,129.30	387,565.07	287,369.58

* Stepped interest rates for the period 1 July to 30 September: balances \$0.00 to \$4,999.99 earned 0.05%
balances \$5,000.00 and above earned 0.05% pa (92 days); 1 October to 31 December: balances \$0.00 to
\$4,999.99 earned 0.00% balances \$5,000.00 and above earned 0.00% pa (92 days)



Macquarie Cash Management Account

enquiries 1800 806 310

account name PUDSON SUPER PTY LTD ATF
PUDSON SUPER FUND
account no. 963002613

We offer several options that allow you to make payments and view transactions free of charge

- Electronic funds transfers up to \$20,000 a day using online banking.
- Increase your limit to \$100,000 temporarily or nominate an account for unlimited transfers by contacting us.
- BPAY payments (subject to BPAY biller code limits) free of charge via online and mobile banking.
- Make the switch to free online statements by updating your preference online.

About your account

- Interest is calculated on daily balances and paid monthly. The interest rate is variable and may change at any time without prior notice.
- If you have a complaint about our service, or you'd like more information about your account including fees and charges, mistaken payments or unauthorised transactions, please read the terms and conditions for your account or contact us.

Protect your account

- Please check each entry on this statement. If you think there is an error or unauthorised transaction, please contact us right away.
- If you have new contact details, please contact us to update them.
- This statement should be kept in a safe place at all times. Please read the Product Information Statement for more details about keeping your account secure.

Access to and sharing your data

- We may provide access to or share an electronic copy of your data (account details, balance, transaction history and personal information) with other parties at your or your Financial Services Professional's request. This includes people who work with or for your Financial Services Professional such as accountants, consultants, technology platform owner/operators and others, some of whom may not be in Australia.
- Please refer to the current offer document for more information and speak with your Financial Services Professional if you have questions about how your data may be used, disclosed and/or protected.

Visit our Help Centre

- Here you'll find answers to common questions about your account. For more information, please visit help.macquarie.com

Download the Macquarie Mobile Banking app

- The Macquarie Mobile Banking app makes managing your money simple and convenient.



*The Apple logo is a trademark of Apple Inc, registered in the U.S. and other countries.
App Store is a service mark of Apple Inc. Google Logo is a trademark of Google LLC.*

23-5



Macquarie Cash Management Account

MACQUARIE BANK LIMITED
ABN 46 008 583 542 AFSL 237502

enquiries 1800 806 310
transact@macquarie.com
www.macquarie.com.au

GPO Box 2520
Sydney, NSW 2001



041 294522

PUDSON SUPER PTY LTD
MAGNOLIA GARDENS NORTH
8127 MAGNOLIA GARDENS COURT
HOPE ISLAND QLD 4212

1 Shelley Street
Sydney, NSW 2000

account balance **\$29,882.77**
as at 30 Jun 21

account name PUDSON SUPER PTY LTD ATF
PUDSON SUPER FUND
account no. 963002613

transaction	description	debits	credits	balance
31.12.20	OPENING BALANCE			287,369.58
05.01.21	BPAY BPAY TO ERGON ENERGY QLD P/L	523.48		286,846.10
08.01.21	Direct debit Infocus Infocus	250.00		286,596.10
25.01.21	Deposit DEPOSIT		275,432.64	562,028.74
27.01.21	Funds transfer TRANSACT FUNDS TFR TO TRUE BLUE	90.00		561,938.74
01.02.21	Direct debit SMA OPERATIONS 8489SMA00397461	520,000.00		41,938.74
08.02.21	Direct debit Infocus Infocus	250.00		41,688.74
17.02.21	Funds transfer TRANSACT FUNDS TFR TO HILDA REABURN	3,000.00		38,688.74
01.03.21	Deposit AAI Limited t/as 51632101		19,378.53	58,067.27
08.03.21	Direct debit Infocus Infocus	250.00		57,817.27
17.03.21	Funds transfer TRANSACT FUNDS TFR TO SIMMONS LIVINGSTON	220.00		57,597.27
17.03.21	BPAY BPAY TO ASIC	55.00		57,542.27

how to make a transaction

online
Log in to www.macquarie.com.au/personal

by phone
Call 133 275 to make a phone transaction

transfers from another bank account
Transfer funds from another bank to this account:
BSB 182 512
ACCOUNT NO. 963002613

deposits using BPay
From another bank



Billers code: 667022
Ref: 963 002 613

continued on next




Macquarie Cash Management Account

enquiries 1800 806 310

account name PUDSON SUPER PTY LTD ATF
PUDSON SUPER FUND
account no. 963002613

	transaction	description	debits	credits	balance
24.03.21	BPAY	BPAY TO STRATAPAY-LEVY	507.50		57,034.77
24.03.21	BPAY	BPAY TO TRC RATES	1,091.21		55,943.56
06.04.21	BPAY	BPAY TO ERGON ENERGY QLD P/L	457.69		55,485.87
07.04.21	BPAY	BPAY TO TAX OFFICE PAYMENTS	281.00		55,204.87
08.04.21	Direct debit	Infocus Infocus	250.00		54,954.87
27.04.21	Funds transfer	TRANSACT FUNDS TFR TO DESTINATION LOST P	1,455.20		53,499.67
30.04.21	Funds transfer	TRANSACT FUNDS TFR TO KEYHAN PAINTING AN	2,250.00		51,249.67
05.05.21	Deposit	CHU Claims Accou CL02030016		15,000.00	66,249.67
10.05.21	Direct debit	Infocus Infocus	250.00		65,999.67
13.05.21	BPAY	BPAY TO TAX OFFICE PAYMENTS	1,385.78		64,613.89
19.05.21	Funds transfer	TRANSACT FUNDS TFR TO ALLSELL ELECRITICAL	270.60		64,343.29
21.05.21	Funds transfer	TRANSACT FUNDS TFR TO KEYHAN PAINTING AN	2,750.00		61,593.29
21.05.21	Funds transfer	TRANSACT FUNDS TFR TO DESTINATION LOST P	1,455.20		60,138.09
24.05.21	Funds transfer	TRANSACT FUNDS TFR TO Hilda Reaburn	1,000.00		59,138.09
24.05.21	BPAY	BPAY TO TRC RATES	387.74		58,750.35
28.05.21	BPAY	BPAY TO STRATAPAY-LEVY	507.50		58,242.85
08.06.21	Funds transfer	TRANSACT FUNDS TFR TO THE ODD JOB JOINER	275.00		57,967.85
08.06.21	Direct debit	Infocus Infocus	250.00		57,717.85
10.06.21	Funds transfer	TRANSACT FUNDS TFR TO DARREN AND MICHELL	700.00		57,017.85
15.06.21	BPAY	BPAY TO Praemium - SMA	27,000.00		30,017.85
15.06.21	BPAY	BPAY TO ERGON ENERGY QLD P/L	135.08		29,882.77

continued on next



Macquarie Cash Management Account

enquiries 1800 806 310

account name PUDSON SUPER PTY LTD ATF
PUDSON SUPER FUND
account no. 963002613

transaction	description	debits	credits	balance
	CLOSING BALANCE AS AT 30 JUN 21	567,297.98	309,811.17	29,882.77

* Stepped interest rates for the period 1 January to 30 June: balances \$0.00 to \$4,999.99 earned 0.00%
balances \$5,000.00 and above earned 0.00% pa (181 days)

annual interest summary 2020/2021

INTEREST PAID	0.92
TOTAL INCOME PAID	0.92

23-8



Macquarie Cash Management Account

enquiries 1800 806 310

account name PUDSON SUPER PTY LTD ATF
PUDSON SUPER FUND
account no. 963002613

We offer several options that allow you to make payments and view transactions free of charge

- Electronic funds transfers up to \$20,000 a day using online banking.
- Increase your limit to \$100,000 temporarily or nominate an account for unlimited transfers by contacting us.
- BPAY payments (subject to BPAY biller code limits) free of charge via online and mobile banking.
- Make the switch to free online statements by updating your preference online.

About your account

- Interest is calculated on daily balances and paid monthly. The interest rate is variable and may change at any time without prior notice.
- If you have a complaint about our service, or you'd like more information about your account including fees and charges, mistaken payments or unauthorised transactions, please read the terms and conditions for your account or contact us.

Protect your account

- Please check each entry on this statement. If you think there is an error or unauthorised transaction, please contact us right away.
- If you have new contact details, please contact us to update them.
- This statement should be kept in a safe place at all times. Please read the Product Information Statement for more details about keeping your account secure.

Access to and sharing your data

- We may provide access to or share an electronic copy of your data (account details, balance, transaction history and personal information) with other parties at your or your Financial Services Professional's request. This includes people who work with or for your Financial Services Professional such as accountants, consultants, technology platform owner/operators and others, some of whom may not be in Australia.
- Please refer to the current offer document for more information and speak with your Financial Services Professional if you have questions about how your data may be used, disclosed and/or protected.

Visit our Help Centre

- Here you'll find answers to common questions about your account. For more information, please visit help.macquarie.com

Download the Macquarie Mobile Banking app

- The Macquarie Mobile Banking app makes managing your money simple and convenient.



*The Apple logo is a trademark of Apple Inc, registered in the U.S. and other countries.
App Store is a service mark of Apple Inc. Google Logo is a trademark of Google LLC.*

72411



La Trobe Financial Asset Management Limited ABN 27 007 332 363 AFSL 222213
La Trobe Australian Credit Fund ARSN 088 178 321

Investor Account 806754

Page 1 of 2
Statement Print Date 6 January 2021
Statement Period 1 December 2020 - 31 December 2020
TFN - Held
BPAY® Reference No. 8067548

24-1

Pudson Super Fund
8127 Magnolia Gardens Court
HOPE ISLAND QLD 4212

**La Trobe Australian Credit Fund
Investment Account Summary - December 2020**

Investor: Pudson Super Pty Ltd ATF Pudson Super Fund

Opening Balance 1 December 2020	\$	0.00
New Investments	\$	96,900.00
Redemptions	\$	0.00
Fees	\$	0.00
Closing Balance 31 December 2020	\$	96,900.00

Investment Account Breakdown	Holdings (\$)	Avg Current Rate p.a. as at 31 Dec 2020	Interest Paid (\$)
Classic Notice Account	0.00	0.85%	0.00
90 Day Notice Account	0.00	2.25%	0.00
12 Month Term Account	96,900.00	4.35%	0.00
Select Peer-to-Peer (P2P) Accounts	0.00	-	0.00
4 Year Term Account	0.00	5.50%	0.00
	96,900.00		
Interest Paid this period (net)			0.00

Interest has been reinvested into your 12 Month Term Account

Interest Paid this Financial Year to Date

Classic Notice Account	90 Day Notice Account	12 Month Term Account	Select Peer-to-Peer (P2P) Accounts	4 Year Term Account	Interest Paid YTD
\$0.00	\$0.00	\$0.00	\$0.00	\$0.00	\$0.00

Investing with La Trobe Financial

Investing is made easier with **La Trobe Direct** - Australia's leading online investment portal. You can view, transact and update your account details by registering for La Trobe Direct at <https://www.latrobedirect.com> (desktop) or via your mobile device at the **App Store** (Apple) or **Play Store** (Android).

To invest via **BPAY** see the final page of this document for Biller Codes & the top of this document for your reference number.

To invest via **electronic transfer** use **BSB 062 986** and the account number of your chosen investment:

- Classic Notice Account: 806 754 016
- 90 Day Notice Account: 806 754 115
- 12 Month Term Account: 806 754 040
- 4 Year Term Account: 806 754 107

Fund Update

In November, the Reserve Bank reduced the Official Cash Rate by 0.15% p.a. to 0.10% p.a.. Accordingly, effective 1 December 2020 La Trobe Financial's new distribution rates will be as follows:

- Classic Notice: reduced by 0.20% to 0.85% p.a. variable (previously 1.05% p.a.).*
- 90 Day Notice: reduced by 0.25% to 2.25% p.a. variable (previously 2.50% p.a.).*
- 12 Month Term: reduced by 0.15% to 4.35% p.a. variable (previously 4.50% p.a.).*
- 4 Year Term: reduced by 0.15% to 5.50% p.a. variable (previously 5.65% p.a.).*

Please call our investment team on 1800 818 818 if you have any questions.

**The rates of return are reviewed and determined monthly and may increase or decrease each month. The rate of return applicable for any given month is paid at the start of the following month. The rates of return are not guaranteed and are determined by the future revenue of the Credit Fund and may be lower than expected.*

An investment in the Credit Fund is not a bank deposit, and investors risk losing some or all of their principal investment. Past performance is not a reliable indicator of future performance. Withdrawal rights are subject to liquidity and may be delayed or suspended.



La Trobe Financial Asset Management Limited ABN 27 007 332 363 AFSL 222213
La Trobe Australian Credit Fund ARSN 088 178 321

Investor Account 806754

Page 2 of 2

Statement Print Date 6 January 2021

Statement Period 1 December 2020 - 31 December 2020

TFN - Held

BRAY® Reference No. 8067548

24.2

Pudson Super Fund
8127 Magnolia Gardens Court
HOPE ISLAND QLD 4212

Investment Transaction Summary

Date	Transaction Description	Debit (\$)	Credit (\$)	Balance (\$)
	12 Month Term Account Opening Balance			0.00
21 Dec	New Investment	0.00	96,900.00	96,900.00
	Closing Balance	0.00	96,900.00	96,900.00



La Trobe Financial Asset Management Limited ABN 27 007 332 363 AFSL 222213
La Trobe Australian Credit Fund ARSN 088 178 321

Investor Account 806754

Page 1 of 2
Statement Print Date 4 February 2021
Statement Period 1 January 2021 - 31 January 2021
TFN - Held
BPAY® Reference No. 8067548

243

Pudson Super Fund
8127 Magnolia Gardens Court
HOPE ISLAND QLD 4212

**La Trobe Australian Credit Fund
Investment Account Summary - January 2021**

Investor: Pudson Super Pty Ltd ATF Pudson Super Fund

Opening Balance 1 January 2021	\$	96,900.00
New Investments	\$	14.56
Redemptions	\$	0.00
Reinvested Interest	\$	126.68
Fees	\$	0.00
Closing Balance 31 January 2021	\$	97,041.24

Investment Account Breakdown	Holdings (\$)	Avg Current Rate p.a. as at 31 Jan 2021	Interest Paid (\$)
Classic Notice Account	0.00	0.85%	0.00
90 Day Notice Account	0.00	2.25%	0.00
12 Month Term Account	97,041.24	4.35%	126.68
Select Peer-to-Peer (P2P) Accounts	0.00	-	0.00
4 Year Term Account	0.00	5.50%	0.00
	97,041.24		
Interest Paid this period (net)			126.68

Interest has been reinvested into your 12 Month Term Account

Interest Paid this Financial Year to Date

Classic Notice Account	90 Day Notice Account	12 Month Term Account	Select Peer-to-Peer (P2P) Accounts	4 Year Term Account	Interest Paid YTD
\$0.00	\$0.00	\$126.68	\$0.00	\$0.00	\$126.68

Investing with La Trobe Financial

Investing is made easier with **La Trobe Direct** - Australia's leading online investment portal. You can view, transact and update your account details by registering for La Trobe Direct at <https://www.latrobedirect.com> (desktop) or via your mobile device at the **App Store** (Apple) or **Play Store** (Android).

To invest via **BPAY** see the final page of this document for Biller Codes & the top of this document for your reference number.

To invest via **electronic transfer** use **BSB 062 986** and the account number of your chosen investment:

- Classic Notice Account: 806 754 016
- 90 Day Notice Account: 806 754 115
- 12 Month Term Account: 806 754 040
- 4 Year Term Account: 806 754 107

Fund Update

In November, the Reserve Bank reduced the Official Cash Rate by 0.15% p.a. to 0.10% p.a.. Accordingly, effective 1 December 2020 La Trobe Financial's new distribution rates will be as follows:

- Classic Notice: reduced by 0.20% to 0.85% p.a. variable (previously 1.05% p.a.).*
- 90 Day Notice: reduced by 0.25% to 2.25% p.a. variable (previously 2.50% p.a.).*
- 12 Month Term: reduced by 0.15% to 4.35% p.a. variable (previously 4.50% p.a.).*
- 4 Year Term: reduced by 0.15% to 5.50% p.a. variable (previously 5.65% p.a.).*

Please call our investment team on 1800 818 818 if you have any questions.

**The rates of return are reviewed and determined monthly and may increase or decrease each month. The rate of return applicable for any given month is paid at the start of the following month. The rates of return are not guaranteed and are determined by the future revenue of the Credit Fund and may be lower than expected.*

An investment in the Credit Fund is not a bank deposit, and investors risk losing some or all of their principal investment. Past performance is not a reliable indicator of future performance. Withdrawal rights are subject to liquidity and may be delayed or suspended.



Investor Activity Statement

Investor Relations
Level 25, 333 Collins Street, Melbourne VIC 3000
GPO Box 2289, Melbourne VIC 3001
Enquiries 1800 818 818
investor@latrobefinancial.com.au
www.latrobefinancial.com



La Trobe Financial Asset Management Limited ABN 27 007 332 363 AFSL 222213
La Trobe Australian Credit Fund ARSN 088 178 321

Investor Account 806754
Page 2 of 2
Statement Print Date 4 February 2021
Statement Period 1 January 2021 - 31 January 2021
TFN - Held
BPAY® Reference No. 8067548

24.4

Pudson Super Fund
8127 Magnolia Gardens Court
HOPE ISLAND QLD 4212

Investment Transaction Summary

Date	Transaction Description	Debit (\$)	Credit (\$)	Balance (\$)
12 Month Term Account Opening Balance				96,900.00
06 Jan	Interest earned - DEC 20 - 4.35% p.a.	0.00	126.68	97,026.68
08 Jan	Rebated Referral Fee DEC 20 - -0.500%p.a. (excl GST)	0.00	14.56	97,041.24
Closing Balance				97,041.24

POSTED



Investor Activity Statement

Investor Relations
 Level 25, 333 Collins Street, Melbourne VIC 3000
 GPO Box 2289, Melbourne VIC 3001
 Enquiries 1800 818 818
 investor@latrobefinancial.com.au
 www.latrobefinancial.com



La Trobe Financial Asset Management Limited ABN 27 007 332 363 AFSL 222213
 La Trobe Australian Credit Fund ARSN 088 178 321

Investor Account 806754

Page 1 of 2
 Statement Print Date 4 March 2021
 Statement Period 1 February 2021 - 28 February 2021
 TFN - Held
 BPAY® Reference No. 8067548

24.5

Pudson Super Fund
 8127 Magnolia Gardens Court
 HOPE ISLAND QLD 4212

La Trobe Australian Credit Fund Investment Account Summary - February 2021

Investor: Pudson Super Pty Ltd ATF Pudson Super Fund

Opening Balance 1 February 2021	\$	97,041.24
New Investments	\$	41.20
Redemptions	\$	0.00
Reinvested Interest	\$	358.43
Fees	\$	0.00
Closing Balance 28 February 2021	\$	97,440.87

Investment Account Breakdown	Holdings (\$)	Avg Current Rate p.a. as at 28 Feb 2021	Interest Paid (\$)
Classic Notice Account	0.00	0.85%	0.00
90 Day Notice Account	0.00	2.25%	0.00
12 Month Term Account	97,440.87	4.35%	358.43
Select Peer-to-Peer (P2P) Accounts	0.00	-	0.00
4 Year Term Account	0.00	5.50%	0.00
	97,440.87		
Interest Paid this period (net)			358.43

Interest has been reinvested into your 12 Month Term Account

Interest Paid this Financial Year to Date

Classic Notice Account	90 Day Notice Account	12 Month Term Account	Select Peer-to-Peer (P2P) Accounts	4 Year Term Account	Interest Paid YTD
\$0.00	\$0.00	\$485.11	\$0.00	\$0.00	\$485.11

Investing with La Trobe Financial

Investing is made easier with **La Trobe Direct** - Australia's leading online investment portal. You can view, transact and update your account details by registering for La Trobe Direct at <https://www.latrobedirect.com> (desktop) or via your mobile device at the **App Store** (Apple) or **Play Store** (Android).

To invest via **BPAY** see the final page of this document for Biller Codes & the top of this document for your reference number.

To invest via **electronic transfer** use **BSB 062 986** and the account number of your chosen investment:

- Classic Notice Account: 806 754 016
- 90 Day Notice Account: 806 754 115
- 12 Month Term Account: 806 754 040
- 4 Year Term Account: 806 754 107

Fund Update

In November, the Reserve Bank reduced the Official Cash Rate by 0.15% p.a. to 0.10% p.a.. Accordingly, effective 1 December 2020 La Trobe Financial's new distribution rates will be as follows:

- Classic Notice: reduced by 0.20% to 0.85% p.a. variable (previously 1.05% p.a.).*
- 90 Day Notice: reduced by 0.25% to 2.25% p.a. variable (previously 2.50% p.a.).*
- 12 Month Term: reduced by 0.15% to 4.35% p.a. variable (previously 4.50% p.a.).*
- 4 Year Term: reduced by 0.15% to 5.50% p.a. variable (previously 5.65% p.a.).*

Please call our investment team on 1800 818 818 if you have any questions.

**The rates of return are reviewed and determined monthly and may increase or decrease each month. The rate of return applicable for any given month is paid at the start of the following month. The rates of return are not guaranteed and are determined by the future revenue of the Credit Fund and may be lower than expected.*

An investment in the Credit Fund is not a bank deposit, and investors risk losing some or all of their principal investment. Past performance is not a reliable indicator of future performance. Withdrawal rights are subject to liquidity and may be delayed or suspended.



Investor Activity Statement

Investor Relations
Level 25, 333 Collins Street, Melbourne VIC 3000
GPO Box 2289, Melbourne VIC 3001
Enquiries 1800 818 818
investor@latrobefinancial.com.au
www.latrobefinancial.com



La Trobe Financial Asset Management Limited ABN 27 007 332 363 AFSL 222213
La Trobe Australian Credit Fund ARSN 088 178 321

Investor Account 806754
Page 2 of 2
Statement Print Date 4 March 2021
Statement Period 1 February 2021 - 28 February 2021
TFN - Held
BPAY® Reference No. 8067548

24b

Pudson Super Fund
8127 Magnolia Gardens Court
HOPE ISLAND QLD 4212

Investment Transaction Summary

Date	Transaction Description	Debit (\$)	Credit (\$)	Balance (\$)
12 Month Term Account Opening Balance				97,041.24
03 Feb	Interest earned - JAN 21 - 4.35% p.a.	0.00	358.43	97,399.67
10 Feb	Rebated Referral Fee JAN 21 - -0.500%p.a. (excl GST)	0.00	41.20	97,440.87
Closing Balance				97,440.87

POSTED



La Trobe Financial Asset Management Limited ABN 27 007 332 363 AFSL 222213
La Trobe Australian Credit Fund ARSN 088 178 321

Investor Account 806754

Page 1 of 2
Statement Print Date 8 April 2021
Statement Period 1 March 2021 - 31 March 2021
TFN - Held
BPAY Reference No. 8067548

24-7

Pudson Super Fund
8127 Magnolia Gardens Court
HOPE ISLAND QLD 4212

**La Trobe Australian Credit Fund
Investment Account Summary - March 2021**

Investor: Pudson Super Pty Ltd ATF Pudson Super Fund

Opening Balance 1 March 2021	\$	97,440.87
New Investments	\$	37.36
Redemptions	\$	0.00
Reinvested Interest	\$	325.03
Fees	\$	0.00
Closing Balance 31 March 2021	\$	97,803.26

Investment Account Breakdown	Holdings (\$)	Avg Current Rate p.a. as at 31 Mar 2021	Interest Paid (\$)
Classic Notice Account	0.00	0.85%	0.00
90 Day Notice Account	0.00	2.25%	0.00
12 Month Term Account	97,803.26	4.35%	325.03
Select Peer-to-Peer (P2P) Accounts	0.00	-	0.00
4 Year Term Account	0.00	5.50%	0.00
	97,803.26		
Interest Paid this period (net)			325.03

Interest has been reinvested into your 12 Month Term Account

Interest Paid this Financial Year to Date

Classic Notice Account	90 Day Notice Account	12 Month Term Account	Select Peer-to-Peer (P2P) Accounts	4 Year Term Account	Interest Paid YTD
\$0.00	\$0.00	\$810.14	\$0.00	\$0.00	\$810.14

Investing with La Trobe Financial

Investing is made easier with **La Trobe Direct** - Australia's leading online investment portal. You can view, transact and update your account details by registering for La Trobe Direct at <https://www.latrobedirect.com> (desktop) or via your mobile device at the **App Store** (Apple) or **Play Store** (Android).

To invest via **BPAY** see the final page of this document for Biller Codes & the top of this document for your reference number.

To invest via **electronic transfer** use **BSB 062 986** and the account number of your chosen investment:

- Classic Notice Account: 806 754 016
- 90 Day Notice Account: 806 754 115
- 12 Month Term Account: 806 754 040
- 4 Year Term Account: 806 754 107

Fund Update

In November, the Reserve Bank reduced the Official Cash Rate by 0.15% p.a. to 0.10% p.a.. Accordingly, effective 1 December 2020 La Trobe Financial's new distribution rates will be as follows:

- Classic Notice: reduced by 0.20% to 0.85% p.a. variable (previously 1.05% p.a.).*
- 90 Day Notice: reduced by 0.25% to 2.25% p.a. variable (previously 2.50% p.a.).*
- 12 Month Term: reduced by 0.15% to 4.35% p.a. variable (previously 4.50% p.a.).*
- 4 Year Term: reduced by 0.15% to 5.50% p.a. variable (previously 5.65% p.a.).*

Please call our investment team on 1800 818 818 if you have any questions.

**The rates of return are reviewed and determined monthly and may increase or decrease each month. The rate of return applicable for any given month is paid at the start of the following month. The rates of return are not guaranteed and are determined by the future revenue of the Credit Fund and may be lower than expected.*

An investment in the Credit Fund is not a bank deposit, and investors risk losing some or all of their principal investment. Past performance is not a reliable indicator of future performance. Withdrawal rights are subject to liquidity and may be delayed or suspended.



La Trobe Financial Asset Management Limited ABN 27 007 332 363 AFSL 222213
La Trobe Australian Credit Fund ARSN 088 178 321

Investor Account 806754

Page 2 of 2

Statement Print Date 8 April 2021

Statement Period **1 March 2021 - 31 March 2021**

TFN - Held

BPAY® Reference No. 8067548

24-8

Pudson Super Fund
8127 Magnolia Gardens Court
HOPE ISLAND QLD 4212

Investment Transaction Summary

Date	Transaction Description	Debit (\$)	Credit (\$)	Balance (\$)
12 Month Term Account Opening Balance				97,440.87
03 Mar	Interest earned - FEB 21 - 4.35% p.a.	0.00	325.03	97,765.90
10 Mar	Rebated Referral Fee FEB 21 - -0.500%p.a. (excl GST)	0.00	37.36	97,803.26
Closing Balance				97,803.26

POSTED



La Trobe Financial Asset Management Limited ABN 27 007 332 363 AFSL 222213
La Trobe Australian Credit Fund ARSN 088 178 321

Investor Account 806754

Page 1 of 2
Statement Print Date 6 May 2021
Statement Period 1 April 2021 - 30 April 2021
TFN - Held
BPAY® Reference No. 8067548

24-9

Pudson Super Fund
8127 Magnolia Gardens Court
HOPE ISLAND QLD 4212

**La Trobe Australian Credit Fund
Investment Account Summary - April 2021**

Investor: Pudson Super Pty Ltd ATF Pudson Super Fund

Opening Balance 1 April 2021	\$	97,803.26
New Investments	\$	41.52
Redemptions	\$	0.00
Reinvested Interest	\$	361.22
Fees	\$	0.00
Closing Balance 30 April 2021	\$	98,206.00

Investment Account Breakdown	Holdings (\$)	Avg Current Rate p.a. as at 30 Apr 2021	Interest Paid (\$)
Classic Notice Account	0.00	0.85%	0.00
90 Day Notice Account	0.00	2.25%	0.00
12 Month Term Account	98,206.00	4.35%	361.22
Select Peer-to-Peer (P2P) Accounts	0.00	-	0.00
4 Year Term Account	0.00	5.50%	0.00
	98,206.00		
Interest Paid this period (net)			361.22

Interest has been reinvested into your 12 Month Term Account

Interest Paid this Financial Year to Date

Classic Notice Account	90 Day Notice Account	12 Month Term Account	Select Peer-to-Peer (P2P) Accounts	4 Year Term Account	Interest Paid YTD
\$0.00	\$0.00	\$1,171.36	\$0.00	\$0.00	\$1,171.36

Investing with La Trobe Financial

Investing is made easier with **La Trobe Direct** - Australia's leading online investment portal. You can view, transact and update your account details by registering for La Trobe Direct at <https://www.latrobedirect.com> (desktop) or via your mobile device at the **App Store** (Apple) or **Play Store** (Android).

To invest via **BPAY** see the final page of this document for Biller Codes & the top of this document for your reference number.

To invest via **electronic transfer** use **BSB 062 986** and the account number of your chosen investment:

- Classic Notice Account: 806 754 016
- 90 Day Notice Account: 806 754 115
- 12 Month Term Account: 806 754 040
- 4 Year Term Account: 806 754 107

Fund Update

In November, the Reserve Bank reduced the Official Cash Rate by 0.15% p.a. to 0.10% p.a.. Accordingly, effective 1 December 2020 La Trobe Financial's new distribution rates will be as follows:

- Classic Notice: reduced by 0.20% to 0.85% p.a. variable (previously 1.05% p.a.).*
- 90 Day Notice: reduced by 0.25% to 2.25% p.a. variable (previously 2.50% p.a.).*
- 12 Month Term: reduced by 0.15% to 4.35% p.a. variable (previously 4.50% p.a.).*
- 4 Year Term: reduced by 0.15% to 5.50% p.a. variable (previously 5.65% p.a.).*

Please call our investment team on 1800 818 818 if you have any questions.

**The rates of return are reviewed and determined monthly and may increase or decrease each month. The rate of return applicable for any given month is paid at the start of the following month. The rates of return are not guaranteed and are determined by the future revenue of the Credit Fund and may be lower than expected.*

An investment in the Credit Fund is not a bank deposit, and investors risk losing some or all of their principal investment. Past performance is not a reliable indicator of future performance. Withdrawal rights are subject to liquidity and may be delayed or suspended.



La Trobe Financial Asset Management Limited ABN 27 007 332 363 AFSL 222213
La Trobe Australian Credit Fund ARSN 088 178 321

Investor Account 806754

Page 2 of 2
Statement Print Date 6 May 2021
Statement Period 1 April 2021 - 30 April 2021
TFN - Held
BPAY® Reference No. 8067548

24.10

Pudson Super Fund
8127 Magnolia Gardens Court
HOPE ISLAND QLD 4212

Investment Transaction Summary

Date	Transaction Description	Debit (\$)	Credit (\$)	Balance (\$)
12 Month Term Account Opening Balance				97,903.26
06 Apr	Interest earned - MAR 21 - 4.35% p.a.	0.00	361.22	98,164.48
09 Apr	Rebated Referral Fee MAR 21 - -0.500%p.a. (excl GST)	0.00	41.52	98,206.00
Closing Balance				98,206.00

POSTED



La Trobe Financial Asset Management Limited ABN 27 007 332 363 AFSL 222213
La Trobe Australian Credit Fund ARSN 088 178 321

Investor Account 806754

Page 1 of 2
Statement Print Date 4 June 2021
Statement Period 1 May 2021 - 31 May 2021
TFN - Held
BPAY® Reference No. 8067548

24/11

Pudson Super Fund
8127 Magnolia Gardens Court
HOPE ISLAND QLD 4212

**La Trobe Australian Credit Fund
Investment Account Summary - May 2021**

Investor: Pudson Super Pty Ltd ATF Pudson Super Fund

Opening Balance 1 May 2021	\$	98,206.00
New Investments	\$	40.33
Redemptions	\$	0.00
Reinvested Interest	\$	350.86
Fees	\$	0.00
Closing Balance 31 May 2021	\$	98,597.19

Investment Account Breakdown	Holdings (\$)	Avg Current Rate p.a. as at 31 May 2021	Interest Paid (\$)
Classic Notice Account	0.00	0.85%	0.00
90 Day Notice Account	0.00	2.25%	0.00
12 Month Term Account	98,597.19	4.35%	350.86
Select Peer-to-Peer (P2P) Accounts	0.00	-	0.00
4 Year Term Account	0.00	5.50%	0.00
	98,597.19		
Interest Paid this period (net)			350.86

Interest has been reinvested into your 12 Month Term Account

Interest Paid this Financial Year to Date

Classic Notice Account	90 Day Notice Account	12 Month Term Account	Select Peer-to-Peer (P2P) Accounts	4 Year Term Account	Interest Paid YTD
\$0.00	\$0.00	\$1,522.22	\$0.00	\$0.00	\$1,522.22

Investing with La Trobe Financial

Investing is made easier with **La Trobe Direct** - Australia's leading online investment portal. You can view, transact and update your account details by registering for La Trobe Direct at <https://www.latrobedirect.com> (desktop) or via your mobile device at the **App Store** (Apple) or **Play Store** (Android).

To invest via **BPAY** see the final page of this document for Biller Codes & the top of this document for your reference number.

To invest via **electronic transfer** use **BSB 062 986** and the account number of your chosen investment:

- Classic Notice Account: 806 754 016
- 90 Day Notice Account: 806 754 115
- 12 Month Term Account: 806 754 040
- 4 Year Term Account: 806 754 107

Fund Update

In November, the Reserve Bank reduced the Official Cash Rate by 0.15% p.a. to 0.10% p.a.. Accordingly, effective 1 December 2020 La Trobe Financial's new distribution rates will be as follows:

- Classic Notice: reduced by 0.20% to 0.85% p.a. variable (previously 1.05% p.a.).*
- 90 Day Notice: reduced by 0.25% to 2.25% p.a. variable (previously 2.50% p.a.).*
- 12 Month Term: reduced by 0.15% to 4.35% p.a. variable (previously 4.50% p.a.).*
- 4 Year Term: reduced by 0.15% to 5.50% p.a. variable (previously 5.65% p.a.).*

Please call our investment team on 1800 818 818 if you have any questions.

**The rates of return are reviewed and determined monthly and may increase or decrease each month. The rate of return applicable for any given month is paid at the start of the following month. The rates of return are not guaranteed and are determined by the future revenue of the Credit Fund and may be lower than expected.*

An investment in the Credit Fund is not a bank deposit, and investors risk losing some or all of their principal investment. Past performance is not a reliable indicator of future performance. Withdrawal rights are subject to liquidity and may be delayed or suspended.



La Trobe Financial Asset Management Limited ABN 27 007 332 363 AFSL 222213
La Trobe Australian Credit Fund ARSN 088 178 321

Investor Account 806754

Page 2 of 2
Statement Print Date 4 June 2021
Statement Period 1 May 2021 - 31 May 2021
TFN - Held
BPAY® Reference No. 8067548

24/12

Pudson Super Fund
8127 Magnolia Gardens Court
HOPE ISLAND QLD 4212

Investment Transaction Summary

Date	Transaction Description	Debit (\$)	Credit (\$)	Balance (\$)
	12 Month Term Account Opening Balance			98,206.00
04 May	Interest earned - APR 21 - 4.35% p.a.	0.00	350.86	98,556.86
10 May	Rebated Referral Fee APR 21 - -0.500%p.a. (excl GST)	0.00	40.33	98,597.19
	Closing Balance	0.00	391.19	98,597.19

POSTED

Investor Activity Statement

Investor Account 806754

Statement Print Date 6 August 2021
Statement Period 1 June 2021 - 30 June 2021
TFN - Held
BPAY® Reference No. 8067548

24-13

Pudson Super Fund
8127 Magnolia Gardens Court
HOPE ISLAND QLD 4212

La Trobe Australian Credit Fund

Investment Account Summary - June 2021

Investor: Pudson Super Pty Ltd ATF Pudson Super Fund

Opening Balance 1 June 2021	\$	98,597.19
New Investments	\$	41.85
Redemptions	\$	0.00
Reinvested Interest	\$	364.10
Fees	\$	0.00
Closing Balance 30 June 2021	\$	99,003.14

Investment Account Breakdown	Holdings (\$)	Current Variable Rate p.a.*	Interest paid this period (\$)	Interest paid to date this Financial Year (\$)
Classic Notice Account	0.00	0.85%	0.00	0.00
90 Day Notice Account	0.00	2.25%	0.00	0.00
6 Month Notice Account	0.00	-	0.00	0.00
12 Month Term Account	99,003.14	4.35%	364.10	1,886.32
2 Year Account	0.00	-	0.00	0.00
4 Year Account	0.00	5.50%	0.00	0.00
Select Peer-to-Peer (P2P) Accounts	0.00	-	0.00	0.00
	99,003.14			
Interest paid this period (net)			364.10	1,886.32

Interest has been reinvested into your 12 Month Term Account as instructed.

Investment Transaction Summary

Date	Transaction Description	Debit (\$)	Credit (\$)	Balance (\$)
12 Month Term Account Opening Balance				98,597.19
03 Jun	Interest earned - MAY 21 - 4.35% p.a.	0.00	364.10	98,961.29
11 Jun	Rebated Referral Fee MAY 21 - -0.500%p.a. (excl GST)	0.00	41.85	99,003.14
Closing Balance		0.00	405.95	99,003.14

POSTED





La Trobe Financial Asset Management Limited ABN 27 007 332 363 AFSL 222213
La Trobe Australian Credit Fund ARSN 088 178 321

Investor Account 806754

Statement Print Date 23 July 2021
Financial Year 1 July 2020 - 30 June 2021
TFN - Held
BPAY® Reference No. 8067548

24-14

Pudson Super Fund
8127 Magnolia Gardens Court
HOPE ISLAND QLD 4212

Annual Taxation Statement - 30 June 2021

The following summary reflects those investments where you were paid interest income during the financial year.

Investor: Pudson Super Pty Ltd ATF Pudson Super Fund

Mortgage Investment	Maturity Date	Mortgage Investment Security Address	Investment as at 30 Jun 2021 (\$)	Property Insurance Policy	Insurance Renewal Date	Total Interest Paid YTD (\$)
Select Peer-to-Peer (P2P) Accounts TOTAL			0.00			0.00
Classic Notice Account			0.00			0.00
90 Day Notice Account			0.00			0.00
12 Month Term Account			99,003.14			1,886.32
Total Amount Invested as at 30 Jun 2021			99,003.14			
Total Interest Paid 01 Jul 2020 to 30 Jun 2021						\$1,886.32

Interest Income Summary

Interest Collected From Investment Options (1 July 2020 - 30 June 2021)	\$	1,886.32
Less : Non Resident Interest Withholding Tax	\$	0.00
Less : TFN/ABN Withholding Tax	\$	0.00
Less : Statement Issuance Fee	\$	0.00
Net Investor Interest Paid Period Ended 30 Jun 2021	\$	1,886.32

SMA00397461: Pudson Super Pty Ltd ATF Pudson Super Fund



Portfolio valuation

As at 30 Jun 2021

SMA

Net portfolio value \$611,167.21

747/2.

Asset	Quantity	Avg unit cost	Actual cost	Unit price	Market value	Portfolio weight	Gain/loss	Gain/loss	Est income (a)	Est yield (b)
		\$	\$	\$	\$	%	\$	%	\$	%
Domestic Shares										
A2M	120	9.8392	1,180.70	6.00	720.00	0.12%	-460.70	-39.02%	-	-
AMC	56	14.4186	807.44	15.13	847.28	0.14%	39.84	4.93%	35.21	4.16%
APX	70	20.3099	1,421.69	13.60	952.00	0.16%	-469.69	-33.04%	7.00	0.74%
BHP	13	45.0962	586.25	48.57	631.41	0.1%	45.16	7.7%	26.86	4.25%
BXB	208	10.7765	2,241.52	11.44	2,379.52	0.39%	138.00	6.16%	53.29	2.24%
CAR	37	19.7486	730.70	19.76	731.12	0.12%	0.42	0.06%	18.50	2.53%
CBA	12	86.5592	1,038.71	99.87	1,198.44	0.2%	159.73	15.38%	29.76	2.48%
CSA0131AU	12,471.11	3.6756	45,839.11	3.6072	44,985.79	7.36%	-853.32	-1.86%	3,417.60	7.6%
FD										
HOW0034AU	33,011.8996	1.6993	56,098.76	1.7904	59,104.51	9.67%	3,005.75	5.36%	2,369.82	4.01%
IAG	248	4.8901	1,212.75	5.16	1,279.68	0.21%	66.93	5.52%	17.36	1.36%
FPO										
ILU	107	6.451	690.26	9.15	979.05	0.16%	288.79	41.84%	2.14	0.22%
INT002AU	2,332.83	1.2518	2,920.25	1.3333	3,110.36	0.51%	190.11	6.51%	73.71	2.37%
Z										
LNK	133	4.9568	659.26	5.04	670.32	0.11%	11.06	1.68%	10.64	1.59%
FPO										
MPL	492	2.9877	1,469.97	3.16	1,554.72	0.25%	84.75	5.77%	59.53	3.83%
NCM	63	25.8379	1,627.79	25.28	1,592.64	0.26%	-35.15	-2.16%	27.52	1.73%
OSH	278	3.9455	1,096.85	3.81	1,059.18	0.17%	-37.67	-3.43%	1.80	0.17%
WBC	97	21.8355	2,118.04	25.81	2,503.57	0.41%	385.53	18.2%	86.33	3.45%
WPL	52	25.1056	1,305.49	22.21	1,154.92	0.19%	-150.57	-11.53%	26.80	2.32%
Totals			123,045.54		125,454.51	20.53%	2,408.97	1.96%	6,263.87	4.99%
International Shares										
F100	1,049	8.9179	9,354.91	10.00	10,490.00	1.72%	1,135.09	12.13%	211.36	2.01%
FUEL	3,431	3.8022	13,045.28	4.60	15,782.60	2.58%	2,737.32	20.98%	408.62	2.59%
IEM	15	71.848	1,077.72	73.82	1,107.30	0.18%	29.58	2.74%	13.01	1.17%

25.1

SMA00397461: Pudson Super Pty Ltd ATF Pudson Super Fund

Portfolio valuation



As at 30 Jun 2021

SMA

Net portfolio value \$611,167.21 continued

Asset	Quantity	Avg unit cost \$	Actual cost \$	Unit price \$	Market value \$	Portfolio weight %	Gain/loss \$	Gain/loss %	Est income ^(a) \$	Est yield ^(b) %
International Shares										
IEU	80	63.3842	5,070.74	72.52	5,801.60	0.95%	730.86	14.41%	78.72	1.36%
IJP	105	88.5533	9,298.10	91.06	9,561.30	1.56%	263.20	2.83%	85.77	0.9%
IKO	29	121.2438	3,516.07	126.07	3,656.03	0.6%	139.96	3.98%	39.24	1.07%
INT0011AU	7,933.02	1.0364	8,221.40	1.1212	8,894.11	1.46%	672.71	8.18%	143.10	1.61%
INT0016AU	15,866.85	0.6001	9,522.21	0.536	8,504.63	1.39%	-1,017.58	-10.69%	-	-
INT0017AU	4,012.97	1.038	4,165.44	1.0403	4,174.69	0.68%	9.25	0.22%	286.03	6.85%
MGE0001AU	31,220.9878	2.5444	79,437.75	2.6876	83,909.53	13.73%	4,471.78	5.63%	4,801.79	5.72%
MIA0001AU	27,314.0933	2.1519	58,777.82	2.146	58,616.04	9.59%	-161.78	-0.28%	6,411.96	10.94%
MSTR	251	10.2666	2,576.92	11.39	2,858.89	0.47%	281.97	10.94%	-	-
VAN0111AU	81,552.94	1.7837	145,463.41	1.8071	147,374.32	24.11%	1,910.91	1.31%	13,900.39	9.43%
VEQ	23	56.4904	1,299.28	64.68	1,487.64	0.24%	188.36	14.5%	29.14	1.96%
VGE	38	77.0195	2,926.74	80.61	3,063.18	0.5%	136.44	4.66%	49.36	1.61%
Totals			353,753.79		365,281.86	59.76%	11,528.07	3.26%	26,458.49	7.24%
Domestic Listed Property										
GPT	199	4.3044	856.58	4.90	975.10	0.16%	118.52	13.84%	44.78	4.59%
SCG	332	2.7465	911.84	2.74	909.68	0.15%	-2.16	-0.24%	23.24	2.55%
Totals			1,768.42		1,884.78	0.31%	116.36	6.58%	68.02	3.61%
Domestic Fixed Interest										
ETL0016AU	31,972.7112	1.0048	32,126.27	0.9928	31,742.51	5.19%	-383.76	-1.19%	1,270.43	4%
IAF	43	115.2158	4,954.28	113.32	4,872.76	0.8%	-81.52	-1.65%	84.03	1.72%
QPON	105	26.1537	2,746.14	26.06	2,736.30	0.45%	-9.84	-0.36%	21.49	0.79%

25.2

SMA00397461: Pudson Super Pty Ltd ATF Pudson Super Fund

Portfolio valuation



As at 30 Jun 2021

SMA

Net portfolio value \$611,167.21 continued

Asset	Quantity	Avg unit cost	Actual cost	Unit price	Market value	Portfolio weight	Gain/loss	Gain/loss %	Est income (a)	Est yield (b)
		\$	\$	\$	\$	%	\$	%	\$	%
Domestic Fixed Interest			39,826.69		39,351.57	6.44%	-475.12	-1.19%	1,375.95	3.5%
Totals			1,028.31		954.04	0.16%	-74.27	-7.22%	79.00	8.28%
International Fixed Interest			1,028.31		954.04	0.16%	-74.27	-7.22%	79.00	8.28%
INT0082AU	1,023.65	1.0046	1,028.31	0.932	954.04	0.16%	-74.27	-7.22%	79.00	8.28%
MORNINGSTAR INTERNATIONAL BONDS HDGD Z										
Totals			1,028.31		954.04	0.16%	-74.27	-7.22%	79.00	8.28%
Cash & Equivalents										
AUDCASH	16,992.56	1.00	16,992.56	1.00	16,992.56	2.78%	-	-	28.89	0.17%
BILL	71	100.3058	7,121.71	100.2549	7,118.10	1.16%	-3.61	-0.05%	6.79	0.1%
SBC0811AU	31,225.08	1.0442	32,605.22	1.0442	32,605.23	5.33%	0.01	-	16.54	0.05%
Totals			56,719.49		56,715.89	9.27%	-3.60	-0.01%	52.22	0.09%
Portfolio totals			576,142.24		589,642.65	96.47%	13,500.41	2.34%	34,297.55	5.82%
Income declared but not paid			21,524.56		21,524.56	3.52%				
Net portfolio totals			597,666.80		611,167.21	100%	13,500.41	2.34%	34,297.55	5.61%

(a) Estimated income

This estimation is based on historical returns and should not be regarded as an accurate indication of future earnings.

(b) Estimated yield percentage

The estimated yield is the estimated income as a percentage of the market value.

25.3

SMA00397461: Pudson Super Pty Ltd ATF Pudson Super Fund



Unrealised

As at 30 Jun 2021

SMA

Unrealised CGT gains/losses

Asset	Tax date	Purchase date	Quantity	Actual cost \$	Adjusted cost ^(a) \$	Indexed cost \$	Market value \$	Gross gain \$	Discounted gain ^(b) \$	Indexed gain \$	Other gain \$	CGT gain ^(c) \$	CGT loss \$	CGT exempt gain/loss \$
THE A2 MILK COMPANY LIMITED FPO														
A2M	02/02/2021	02/02/2021	71	741.71	741.71	NA	426.00	-	NA	NA	NA	NA	-315.71	NA
	26/02/2021	26/02/2021	49	438.99	438.99	NA	294.00	-	NA	NA	NA	NA	-144.99	NA
A2M totals			120	1,180.70	1,180.70	NA	720.00	-	NA	NA	NA	NA	-460.70	NA
AMCOR PLC CDI 1:1 FOREIGN EXEMPT NYSE														
AMC	02/02/2021	02/02/2021	56	807.44	807.44	NA	847.28	39.84	NA	NA	39.84	39.84	NA	NA
AMC totals			56	807.44	807.44	NA	847.28	39.84	NA	NA	39.84	39.84	NA	NA
APPEN LIMITED FPO														
APX	02/02/2021	02/02/2021	40	917.80	917.80	NA	544.00	-	NA	NA	NA	NA	-373.80	NA
	26/02/2021	26/02/2021	30	503.89	503.89	NA	408.00	-	NA	NA	NA	NA	-95.89	NA
APX totals			70	1,421.69	1,421.69	NA	952.00	-	NA	NA	NA	NA	-469.69	NA
BHP GROUP LIMITED FPO														
BHP	02/02/2021	02/02/2021	13	586.25	586.25	NA	631.41	45.16	NA	NA	45.16	45.16	NA	NA
BHP totals			13	586.25	586.25	NA	631.41	45.16	NA	NA	45.16	45.16	NA	NA
ISHARES CORE CASH ETF														
BILL	02/02/2021	02/02/2021	65	6,518.15	6,518.15	NA	6,516.58	-	NA	NA	NA	NA	-1.57	NA
	27/04/2021	27/04/2021	2	201.49	201.49	NA	200.51	-	NA	NA	NA	NA	-0.98	NA
	17/06/2021	17/06/2021	4	402.07	402.07	NA	401.02	-	NA	NA	NA	NA	-1.05	NA
BILL totals			71	7,121.71	7,121.71	NA	7,118.11	-	NA	NA	NA	NA	-3.60	NA
BRAMBLES LIMITED FPO														
BXB	02/02/2021	02/02/2021	181	1,958.43	1,958.43	NA	2,070.64	112.21	NA	NA	112.21	112.21	NA	NA
	19/05/2021	19/05/2021	27	283.09	283.09	NA	308.88	25.79	NA	NA	25.79	25.79	NA	NA
BXB totals			208	2,241.52	2,241.52	NA	2,379.52	138.00	NA	NA	138.00	138.00	NA	NA
CARSALES.COM LIMITED. FPO														
CAR	02/02/2021	02/02/2021	33	662.70	662.70	NA	652.08	-	NA	NA	NA	NA	-10.62	NA
	28/05/2021	15/06/2021	4	68.00	68.00	NA	79.04	11.04	NA	NA	11.04	11.04	NA	NA
CAR totals			37	730.70	730.70	NA	731.12	11.04	NA	NA	11.04	11.04	-10.62	NA
COMMONWEALTH BANK OF AUSTRALIA. FPO														
CBA	02/02/2021	02/02/2021	12	1,038.71	1,038.71	NA	1,198.44	159.73	NA	NA	159.73	159.73	NA	NA
CBA totals			12	1,038.71	1,038.71	NA	1,198.44	159.73	NA	NA	159.73	159.73	NA	NA
ABERDEEN STD AUSTRALIAN SMALL COMS FD														

254

SMA00397461: Pudson Super Pty Ltd ATF Pudson Super Fund



Unrealised

As at 30 Jun 2021

SMA

Unrealised CGT gains/losses continued

Capital gain using the different calculation methods

Asset	Tax date	Purchase date	Quantity	Actual cost \$	Adjusted cost ^(a) \$	Indexed cost \$	Market value \$	Gross gain \$	Discounted gain ^(b) \$	Indexed gain \$	Other gain \$	CGT gain ^(c) \$	CGT loss \$	CGT exempt gain/loss \$
CSA0131AU	02/02/2021	02/02/2021	11,379.08	41,717.98	41,717.98	NA	41,046.62	-	NA	NA	NA	NA	-671.36	NA
	16/02/2021	16/02/2021	63.3	237.78	237.78	NA	228.34	-	NA	NA	NA	NA	-9.44	NA
	02/03/2021	02/03/2021	67.79	242.53	242.53	NA	244.53	2.00	NA	NA	2.00	2.00	NA	NA
	30/03/2021	30/03/2021	58.53	205.46	205.46	NA	211.13	5.67	NA	NA	5.67	5.67	NA	NA
	21/04/2021	21/04/2021	103.82	389.23	389.23	NA	374.50	-	NA	NA	NA	NA	-14.73	NA
	27/04/2021	27/04/2021	68.31	259.10	259.10	NA	246.41	-	NA	NA	NA	NA	-12.69	NA
	11/05/2021	11/05/2021	65.58	239.34	239.34	NA	236.56	-	NA	NA	NA	NA	-2.78	NA
	25/05/2021	25/05/2021	56.52	207.82	207.82	NA	203.88	-	NA	NA	NA	NA	-3.94	NA
	08/06/2021	08/06/2021	60.6	228.02	228.02	NA	218.60	-	NA	NA	NA	NA	-9.42	NA
	17/06/2021	17/06/2021	547.58	2,111.85	2,111.85	NA	1,975.23	-	NA	NA	NA	NA	-136.62	NA
CSA0131AU totals			12,471.11	45,839.11	45,839.11	NA	44,985.80	7.67	NA	NA	7.67	7.67	-860.98	NA
PIMCO DIVERSIFIED FIXED INTEREST W														
ETL0016AU	02/02/2021	02/02/2021	29,168.4483	29,346.37	29,342.35	NA	28,958.44	-	NA	NA	NA	NA	-383.91	NA
	16/02/2021	16/02/2021	157.6261	157.88	157.86	NA	156.49	-	NA	NA	NA	NA	-1.37	NA
	02/03/2021	02/03/2021	173.0916	170.98	170.96	NA	171.85	0.89	NA	NA	0.89	0.89	NA	NA
	21/04/2021	21/04/2021	416.3685	411.83	411.77	NA	413.37	1.60	NA	NA	1.60	1.60	NA	NA
	27/04/2021	27/04/2021	177.6919	175.56	175.54	NA	176.41	0.87	NA	NA	0.87	0.87	NA	NA
	11/05/2021	11/05/2021	161.7713	160.09	160.07	NA	160.61	0.54	NA	NA	0.54	0.54	NA	NA
	25/05/2021	25/05/2021	153.5897	152.24	152.22	NA	152.48	0.26	NA	NA	0.26	0.26	NA	NA
	08/06/2021	08/06/2021	151.1658	150.23	150.21	NA	150.08	-	NA	NA	NA	NA	-0.13	NA
	17/06/2021	17/06/2021	1,412.958	1,401.09	1,400.90	NA	1,402.78	1.88	NA	NA	1.88	1.88	NA	NA
	ETL0016AU totals			31,972.7112	32,126.27	32,121.88	NA	31,742.51	6.04	NA	NA	6.04	6.04	-385.41
BETASHARES FTSE 100 ETF														
F100	02/02/2021	02/02/2021	956	8,434.92	8,434.92	NA	9,560.00	1,125.08	NA	NA	1,125.08	1,125.08	NA	NA
	30/03/2021	30/03/2021	17	159.60	159.60	NA	170.00	10.40	NA	NA	10.40	10.40	NA	NA
	11/05/2021	11/05/2021	20	195.32	195.32	NA	200.00	4.68	NA	NA	4.68	4.68	NA	NA
	17/06/2021	17/06/2021	56	565.07	565.07	NA	560.00	-	NA	NA	NA	NA	-5.07	NA
F100 totals			1,049	9,354.91	9,354.91	NA	10,490.00	1,140.16	NA	NA	1,140.16	1,140.16	-5.07	NA
BETASHARES GLOBAL ENERGY COMPANIES ETF - CURRENCY HEDGED														
FUEL	02/02/2021	02/02/2021	3,136	11,701.21	11,997.45	NA	14,425.60	2,428.15	NA	NA	2,428.15	2,428.15	NA	NA
	16/03/2021	16/03/2021	34	152.88	156.09	NA	156.40	0.31	NA	NA	0.31	0.31	NA	NA
	21/04/2021	21/04/2021	37	152.94	156.43	NA	170.20	13.77	NA	NA	13.77	13.77	NA	NA
	11/05/2021	11/05/2021	37	163.54	167.03	NA	170.20	3.17	NA	NA	3.17	3.17	NA	NA
	08/06/2021	08/06/2021	36	166.86	170.26	NA	165.60	-	NA	NA	NA	NA	-4.66	NA

255

SMA00397461: Pudson Super Pty Ltd ATF Pudson Super Fund



Unrealised

As at 30 Jun 2021

SMA

Unrealised CGT gains/losses continued

Capital gain using the different calculation methods

Asset	Tax date	Purchase date	Quantity	Actual cost	Adjusted cost ^(e)	Indexed cost	Market value	Gross gain	Discounted gain ^(f)	Indexed gain	Other gain	CGT gain ^(c)	CGT loss	CGT exempt gain/loss
				\$	\$	\$	\$	\$	\$	\$	\$	\$	\$	\$
FUEL totals	17/06/2021	17/06/2021	151	707.85	722.11	NA	694.60	-	NA	NA	NA	NA	-27.51	NA
			3,431	13,045.28	13,369.37	NA	15,782.60	2,445.40	NA	NA	2,445.40	2,445.40	-32.17	NA
GPT GROUP STAPLED SECURITIES FULLY PAID - GPT														
GPT_GPT	02/02/2021	02/02/2021	199	850.41	861.75	NA	964.08	102.33	NA	NA	102.33	102.33	NA	NA
GPT_GPT totals			199	850.41	861.75	NA	964.08	102.33	NA	NA	102.33	102.33	NA	NA
GPT GROUP STAPLED SECURITIES FULLY PAID - GPTMH														
GPT_GPTMH	02/02/2021	02/02/2021	199	6.17	6.17	NA	11.02	4.85	NA	NA	4.85	4.85	NA	NA
GPT_GPTMH totals			199	6.17	6.17	NA	11.02	4.85	NA	NA	4.85	4.85	NA	NA
GREENCAPE BROADCAP														
HOW0034AU	02/02/2021	02/02/2021	29,852,9482	50,367.89	50,367.89	NA	53,448.72	3,080.83	NA	NA	3,080.83	3,080.83	NA	NA
	16/02/2021	16/02/2021	277,1666	478.97	478.97	NA	496.24	17.27	NA	NA	17.27	17.27	NA	NA
	16/03/2021	16/03/2021	246,4661	428.95	428.95	NA	441.27	12.32	NA	NA	12.32	12.32	NA	NA
	21/04/2021	21/04/2021	365,4932	646.37	646.37	NA	654.38	8.01	NA	NA	8.01	8.01	NA	NA
	11/05/2021	11/05/2021	343,7277	617.13	617.13	NA	615.41	-	NA	NA	NA	NA	-1.72	NA
	25/05/2021	25/05/2021	158,5784	284.25	284.25	NA	283.92	-	NA	NA	NA	NA	-0.33	NA
	17/06/2021	17/06/2021	1,604,9199	2,975.04	2,975.04	NA	2,873.45	-	NA	NA	NA	NA	-101.59	NA
	22/06/2021	22/06/2021	162,5995	300.16	300.16	NA	291.12	-	NA	NA	NA	NA	-9.04	NA
HOW0034AU totals			33,011,8996	56,098.76	56,098.76	NA	59,104.51	3,118.43	NA	NA	3,118.43	3,118.43	-112.68	NA
ISHARES CORE COMPOSITE BOND ETF														
IAF	02/02/2021	02/02/2021	40	4,614.10	4,614.10	NA	4,532.80	-	NA	NA	NA	NA	-81.30	NA
	17/06/2021	17/06/2021	3	340.18	340.18	NA	339.96	-	NA	NA	NA	NA	-0.22	NA
IAF totals			43	4,954.28	4,954.28	NA	4,872.76	-	NA	NA	NA	NA	-81.52	NA
INSURANCE AUSTRALIA GROUP LIMITED FPO														
IAG	02/02/2021	02/02/2021	248	1,212.75	1,212.75	NA	1,279.68	66.93	NA	NA	66.93	66.93	NA	NA
IAG totals			248	1,212.75	1,212.75	NA	1,279.68	66.93	NA	NA	66.93	66.93	NA	NA
ISHARES MSCI EMERGING MARKETS ETF														
IEM	02/02/2021	02/02/2021	15	1,077.72	1,077.72	NA	1,107.30	29.58	NA	NA	29.58	29.58	NA	NA
IEM totals			15	1,077.72	1,077.72	NA	1,107.30	29.58	NA	NA	29.58	29.58	NA	NA
ISHARES EUROPE ETF														
IEU	02/02/2021	02/02/2021	74	4,636.66	4,636.66	NA	5,366.48	729.82	NA	NA	729.82	729.82	NA	NA
	17/06/2021	17/06/2021	6	434.08	434.08	NA	435.12	1.04	NA	NA	1.04	1.04	NA	NA

25.6

SMA00397461: Pudson Super Pty Ltd ATF Pudson Super Fund



Unrealised

As at 30 Jun 2021

SMA

Unrealised CGT gains/losses continued

Asset	Tax date	Purchase date	Quantity	Actual cost \$	Adjusted cost ^(e) \$	Indexed cost \$	Market value \$	Gross gain \$	Discounted gain ^(b) \$	Capital gain using the different calculation methods					CGT exempt gain/loss \$
										Indexed gain \$	Other gain \$	CGT gain ^(c) \$	CGT loss \$	CGT exempt gain/loss \$	
IEU totals			80	5,070.74	5,070.74	NA	5,801.60	730.86	NA	NA	730.86	730.86	NA	NA	NA
ISHARES MSCI JAPAN ETF															
IP	02/02/2021	02/02/2021	96	8,490.27	8,490.27	NA	8,741.76	251.49	NA	NA	251.49	251.49	NA	NA	NA
	21/04/2021	21/04/2021	2	177.00	177.00	NA	182.12	5.12	NA	NA	5.12	5.12	NA	NA	NA
	25/05/2021	25/05/2021	2	177.85	177.85	NA	182.12	4.27	NA	NA	4.27	4.27	NA	NA	NA
	17/06/2021	17/06/2021	5	452.98	452.98	NA	455.30	2.32	NA	NA	2.32	2.32	NA	NA	NA
IP totals			105	9,298.10	9,298.10	NA	9,561.30	263.20	NA	NA	263.20	263.20	NA	NA	NA
ISHARES MSCI SOUTH KOREA ETF															
IKO	02/02/2021	02/02/2021	27	3,266.89	3,266.89	NA	3,403.89	137.00	NA	NA	137.00	137.00	NA	NA	NA
	22/06/2021	22/06/2021	2	249.18	249.18	NA	252.14	2.96	NA	NA	2.96	2.96	NA	NA	NA
IKO totals			29	3,516.07	3,516.07	NA	3,656.03	139.96	NA	NA	139.96	139.96	NA	NA	NA
ILUKA RESOURCES LIMITED FPO															
ILU	02/02/2021	02/02/2021	107	690.26	690.26	NA	979.05	288.79	NA	NA	288.79	288.79	NA	NA	NA
ILU totals			107	690.26	690.26	NA	979.05	288.79	NA	NA	288.79	288.79	NA	NA	NA
MORNINGSTAR AUSTRALIAN SHARES FUND Z															
INT0002AU	19/05/2021	19/05/2021	2,219.92	2,770.08	2,770.08	NA	2,959.82	189.74	NA	NA	189.74	189.74	NA	NA	NA
	22/06/2021	22/06/2021	112.91	150.17	150.17	NA	150.54	0.37	NA	NA	0.37	0.37	NA	NA	NA
INT0002AU totals			2,332.83	2,920.25	2,920.25	NA	3,110.36	190.11	NA	NA	190.11	190.11	NA	NA	NA
MORNINGSTAR MULTI ASSET RL RET FD - CL Z															
INT00011AU	02/02/2021	02/02/2021	7,328.24	7,542.30	7,542.30	NA	8,216.06	673.76	NA	NA	673.76	673.76	NA	NA	NA
	11/05/2021	11/05/2021	161.84	177.18	177.18	NA	181.45	4.27	NA	NA	4.27	4.27	NA	NA	NA
	17/06/2021	17/06/2021	442.94	501.92	501.92	NA	496.60	-	NA	NA	NA	NA	-5.32	NA	NA
INT00011AU totals			7,933.02	8,221.40	8,221.40	NA	8,894.11	678.03	NA	NA	678.03	678.03	-5.32	NA	NA
MORNINGSTAR INTERNATIONAL SHARES HDGD Z															
INT00016AU	02/02/2021	02/02/2021	14,397.11	8,573.63	8,573.63	NA	7,716.85	-	NA	NA	NA	NA	-856.78	NA	NA
	16/03/2021	16/03/2021	269.12	167.94	167.94	NA	144.25	-	NA	NA	NA	NA	-23.69	NA	NA
	27/04/2021	27/04/2021	261.96	168.22	168.22	NA	140.41	-	NA	NA	NA	NA	-27.81	NA	NA
	08/06/2021	08/06/2021	231.32	151.84	151.84	NA	123.99	-	NA	NA	NA	NA	-27.85	NA	NA
	17/06/2021	17/06/2021	707.34	460.58	460.58	NA	379.13	-	NA	NA	NA	NA	-81.45	NA	NA
INT00016AU totals			15,866.85	9,522.21	9,522.21	NA	8,504.63	-	NA	NA	NA	NA	-1,017.58	NA	NA
MORNINGSTAR INTERNATIONAL SHARES UNHDG Z															
INT00017AU	02/02/2021	02/02/2021	3,606.63	3,716.24	3,716.24	NA	3,751.98	35.74	NA	NA	35.74	35.74	NA	NA	NA

25.7

SMA00397461: Pudson Super Pty Ltd ATF Pudson Super Fund



Unrealised

As at 30 Jun 2021

SMA

Unrealised CGT gains/losses continued

Asset	Tax date	Purchase date	Quantity	Actual cost \$	Adjusted cost ^(a) \$	Indexed cost \$	Market value \$	Gross gain \$	Discounted gain ^(b) \$	Indexed gain \$	Other gain \$	CGT gain ^(c) \$	CGT loss \$	CGT exempt gain/loss \$
INT0017AU totals			4,012.97	4,165.44	4,165.44	NA	4,174.70	35.74	NA	NA	35.74	35.74	-26.48	NA
MORNINGSTAR INTERNATIONAL BONDS HDGD Z														
INT0082AU	02/02/2021	02/02/2021	1,023.65	1,028.31	1,028.31	NA	954.04	-	NA	NA	NA	NA	-74.27	NA
INT0082AU totals			1,023.65	1,028.31	1,028.31	NA	954.04	-	NA	NA	NA	NA	-74.27	NA
LINK ADMINISTRATION HOLDINGS LIMITED FPO														
LNK	02/02/2021	02/02/2021	133	659.26	659.26	NA	670.32	11.06	NA	NA	11.06	11.06	NA	NA
LNK totals			133	659.26	659.26	NA	670.32	11.06	NA	NA	11.06	11.06	NA	NA
MAGELLAN GLOBAL OPEN CLASS														
MGE0001AU	02/02/2021	02/02/2021	28,385.5769	71,954.60	71,954.60	NA	76,289.08	4,334.48	NA	NA	4,334.48	4,334.48	NA	NA
	08/02/2021	08/02/2021	114,9017	288.89	288.89	NA	308.81	19.92	NA	NA	19.92	19.92	NA	NA
	16/02/2021	16/02/2021	154,019	386.71	386.71	NA	413.94	27.23	NA	NA	27.23	27.23	NA	NA
	02/03/2021	02/03/2021	170,1335	413.42	413.42	NA	457.25	43.83	NA	NA	43.83	43.83	NA	NA
	16/03/2021	16/03/2021	64,5787	160.84	160.84	NA	173.56	12.72	NA	NA	12.72	12.72	NA	NA
	27/04/2021	27/04/2021	514,4355	1,352.35	1,352.35	NA	1,382.60	30.25	NA	NA	30.25	30.25	NA	NA
	11/05/2021	11/05/2021	158,7647	405.64	405.64	NA	426.70	21.06	NA	NA	21.06	21.06	NA	NA
	25/05/2021	25/05/2021	145,6622	382.19	382.19	NA	391.48	9.29	NA	NA	9.29	9.29	NA	NA
	08/06/2021	08/06/2021	150,696	395.77	395.77	NA	405.01	9.24	NA	NA	9.24	9.24	NA	NA
	17/06/2021	17/06/2021	1,362,2196	3,697.34	3,697.34	NA	3,661.10	-	NA	NA	NA	NA	-36.24	NA
MGE0001AU totals			31,220,9878	79,437.75	79,437.75	NA	83,909.53	4,508.02	NA	NA	4,508.02	4,508.02	-36.24	NA
MFS GLOBAL EQUITY TRUST W														
MIA0001AU	02/02/2021	02/02/2021	24,255.2596	51,758.31	51,758.31	NA	52,051.79	293.48	NA	NA	293.48	293.48	NA	NA
	03/02/2021	03/02/2021	351,1789	740.88	740.88	NA	753.63	12.75	NA	NA	12.75	12.75	NA	NA
	04/02/2021	04/02/2021	144,6391	308.87	308.87	NA	310.40	1.53	NA	NA	1.53	1.53	NA	NA
	16/02/2021	16/02/2021	178,0911	380.95	380.95	NA	382.18	1.23	NA	NA	1.23	1.23	NA	NA
	02/03/2021	02/03/2021	145,8721	307.92	307.92	NA	313.04	5.12	NA	NA	5.12	5.12	NA	NA
	30/03/2021	30/03/2021	128,6897	286.12	286.12	NA	276.17	-	NA	NA	NA	NA	-9.95	NA
	21/04/2021	21/04/2021	229,4025	525.70	525.70	NA	492.30	-	NA	NA	NA	NA	-33.40	NA
	27/04/2021	27/04/2021	150,4555	344.62	344.62	NA	322.88	-	NA	NA	NA	NA	-21.74	NA
	11/05/2021	11/05/2021	138,5451	315.46	315.46	NA	297.32	-	NA	NA	NA	NA	-18.14	NA
	25/05/2021	25/05/2021	128,0174	300.56	300.56	NA	274.73	-	NA	NA	NA	NA	-25.83	NA
	08/06/2021	08/06/2021	131,497	309.79	309.79	NA	282.19	-	NA	NA	NA	NA	-27.60	NA

258

SMA00397461: Pudson Super Pty Ltd ATF Pudson Super Fund



Unrealised

As at 30 Jun 2021

SMA

Unrealised CGT gains/losses continued

Capital gain using the different calculation methods

Asset	Tax date	Purchase date	Quantity	Actual cost \$	Adjusted cost ^(e) \$	Indexed cost	Market value \$	Gross gain \$	Discounted gain ^(b) \$	Indexed gain	Other gain \$	CGT gain ^(c) \$	CGT loss \$	CGT exempt gain/loss \$
MIA0001AU totals			27,314.0933	58,777.82	58,777.82	NA	58,616.05	314.11	NA	NA	314.11	314.11	-475.88	NA
MEDIBANK PRIVATE LIMITED FPO														
MPL	02/02/2021	02/02/2021	492	1,469.97	1,469.97	NA	1,554.72	84.75	NA	NA	84.75	84.75	NA	NA
MPL totals			492	1,469.97	1,469.97	NA	1,554.72	84.75	NA	NA	84.75	84.75	NA	NA
MORNINGSTAR INTERNATIONAL SHARES ACTIVE ETF (MANAGED FUND)														
MSTR	02/02/2021	02/02/2021	234	2,384.69	2,384.69	NA	2,665.26	280.57	NA	NA	280.57	280.57	NA	NA
MSTR	17/06/2021	17/06/2021	17	192.23	192.23	NA	193.63	1.40	NA	NA	1.40	1.40	NA	NA
MSTR totals			251	2,576.92	2,576.92	NA	2,858.89	281.97	NA	NA	281.97	281.97	NA	NA
NEWCREST MINING LIMITED FPO														
NCM	02/02/2021	02/02/2021	57	1,455.92	1,455.92	NA	1,440.96	-	NA	NA	NA	NA	-14.96	NA
NCM	25/05/2021	25/05/2021	6	171.87	171.87	NA	151.68	-	NA	NA	NA	NA	-20.19	NA
NCM totals			63	1,627.79	1,627.79	NA	1,592.64	-	NA	NA	NA	NA	-35.15	NA
OIL SEARCH LIMITED 10 TOEA FPO														
OSH	02/02/2021	02/02/2021	278	1,096.85	1,096.85	NA	1,059.18	-	NA	NA	NA	NA	-37.67	NA
OSH totals			278	1,096.85	1,096.85	NA	1,059.18	-	NA	NA	NA	NA	-37.67	NA
BETASHARES AUSTRALIAN BANK SENIOR FLOATING RATE BOND ETF														
QPON	02/02/2021	02/02/2021	97	2,536.83	2,536.83	NA	2,527.82	-	NA	NA	NA	NA	-9.01	NA
QPON	17/06/2021	17/06/2021	8	209.31	209.31	NA	208.48	-	NA	NA	NA	NA	-0.83	NA
QPON totals			105	2,746.14	2,746.14	NA	2,736.30	-	NA	NA	NA	NA	-9.84	NA
UBS CASH FUND														
SBC0811AU	02/02/2021	02/02/2021	28,350.944	29,604.05	29,604.05	NA	29,604.06	0.01	NA	NA	0.01	0.01	NA	NA
SBC0811AU	16/03/2021	16/03/2021	387.86	405.00	405.00	NA	405.00	-	NA	NA	-	-	NA	NA
SBC0811AU	21/04/2021	21/04/2021	337.905	352.84	352.84	NA	352.84	-	NA	NA	-	-	NA	NA
SBC0811AU	08/06/2021	08/06/2021	626.116	653.79	653.79	NA	653.79	-	NA	NA	-	-	NA	NA
SBC0811AU	17/06/2021	17/06/2021	1,372.055	1,432.70	1,432.70	NA	1,432.70	-	NA	NA	-	-	NA	NA
SBC0811AU	22/06/2021	22/06/2021	150.2	156.84	156.84	NA	156.84	-	NA	NA	-	-	NA	NA
SBC0811AU totals			31,225.08	32,605.22	32,605.22	NA	32,605.23	0.01	NA	NA	0.01	0.01	NA	NA
SCENTRE GROUP STAPLED SECURITIES - LIMITED														
SCG_LTD	02/02/2021	02/02/2021	332	29.45	29.45	NA	43.12	13.67	NA	NA	13.67	13.67	NA	NA

259

SMA00397461: Pudson Super Pty Ltd ATF Pudson Super Fund



Unrealised

As at 30 Jun 2021

SMA

Unrealised CGT gains/losses continued

Capital gain using the different calculation methods

Asset	Tax date	Purchase date	Quantity	Actual cost \$	Adjusted cost ^(a) \$	Indexed cost \$	Market value \$	Gross gain \$	Discounted gain ^(b) \$	Indexed gain \$	Other gain \$	CGT gain ^(c) \$	CGT loss \$	CGT exempt gain/loss \$
SCG_LTD totals			332	29.45	29.45	NA	43.12	13.67	NA	NA	13.67	13.67	NA	NA
SCENTRE GROUP STAPLED SECURITIES - TRUST 1														
SCG_T1	02/02/2021	02/02/2021	332	359.96	359.96	NA	333.31	-	NA	NA	NA	NA	-26.65	NA
SCG_T1 totals			332	359.96	359.96	NA	333.31	-	NA	NA	NA	NA	-26.65	NA
SCENTRE GROUP STAPLED SECURITIES - TRUST 2														
SCG_T2	02/02/2021	02/02/2021	332	523.50	523.50	NA	532.44	8.94	NA	NA	8.94	8.94	NA	NA
SCG_T2 totals			332	523.50	523.50	NA	532.44	8.94	NA	NA	8.94	8.94	NA	NA
SCENTRE GROUP STAPLED SECURITIES - TRUST 3														
SCG_T3	02/02/2021	02/02/2021	332	0.55	0.55	NA	0.82	0.27	NA	NA	0.27	0.27	NA	NA
SCG_T3 totals			332	0.55	0.55	NA	0.82	0.27	NA	NA	0.27	0.27	NA	NA
VANGUARD HIGH GROWTH INDEX														
VAN0111AU	02/02/2021	02/02/2021	73,413.45	130,587.84	130,587.84	NA	132,665.45	2,077.61	NA	NA	2,077.61	2,077.61	NA	NA
	03/02/2021	03/02/2021	543.42	969.57	969.57	NA	982.01	12.44	NA	NA	12.44	12.44	NA	NA
	16/02/2021	16/02/2021	481.89	873.09	873.09	NA	870.82	-	NA	NA	NA	NA	-2.27	NA
	02/03/2021	02/03/2021	447.38	792.94	792.94	NA	808.46	15.52	NA	NA	15.52	15.52	NA	NA
	16/03/2021	16/03/2021	169.93	307.13	307.13	NA	307.08	-	NA	NA	NA	NA	-0.05	NA
	30/03/2021	30/03/2021	201.14	362.51	362.51	NA	363.48	0.97	NA	NA	0.97	0.97	NA	NA
	21/04/2021	21/04/2021	699.98	1,249.39	1,249.39	NA	1,264.93	15.54	NA	NA	15.54	15.54	NA	NA
	27/04/2021	27/04/2021	433.35	777.86	777.86	NA	783.11	5.25	NA	NA	5.25	5.25	NA	NA
	11/05/2021	11/05/2021	413.87	738.63	738.63	NA	747.90	9.27	NA	NA	9.27	9.27	NA	NA
	25/05/2021	25/05/2021	384.02	694.00	694.00	NA	693.96	-	NA	NA	NA	NA	-0.04	NA
	08/06/2021	08/06/2021	387.51	712.90	712.90	NA	700.27	-	NA	NA	NA	NA	-12.63	NA
	17/06/2021	17/06/2021	3,579.22	6,655.93	6,655.93	NA	6,468.01	-	NA	NA	NA	NA	-187.92	NA
	22/06/2021	22/06/2021	397.78	741.62	741.62	NA	718.83	-	NA	NA	NA	NA	-22.79	NA
VAN0111AU totals			81,552.94	145,463.41	145,463.41	NA	147,374.31	2,136.60	NA	NA	2,136.60	2,136.60	-225.70	NA
VANGUARD FTSE EUROPE SHARES ETF														
VEQ	02/02/2021	02/02/2021	23	1,299.28	1,299.28	NA	1,487.64	188.36	NA	NA	188.36	188.36	NA	NA
VEQ totals			23	1,299.28	1,299.28	NA	1,487.64	188.36	NA	NA	188.36	188.36	NA	NA
VANGUARD FTSE EMERGING MARKETS SHARES ETF														
VGE	02/02/2021	02/02/2021	36	2,769.61	2,769.61	NA	2,901.96	132.35	NA	NA	132.35	132.35	NA	NA
	17/06/2021	17/06/2021	2	157.13	157.13	NA	161.22	4.09	NA	NA	4.09	4.09	NA	NA
VGE totals			38	2,926.74	2,926.74	NA	3,063.18	136.44	NA	NA	136.44	136.44	NA	NA

25/10

SMA00397461: Pudson Super Pty Ltd ATF Pudson Super Fund



Unrealised

As at 30 Jun 2021

SMA

Unrealised CGT gains/losses continued

Asset	Tax date	Purchase date	Quantity	Actual cost \$	Adjusted cost (a) \$	Indexed cost \$	Market value \$	Gross gain \$	Capital gain using the different calculation methods			CGT exempt gain/loss \$	
									Discounted gain (b) \$	Indexed gain \$	Other gain \$		CGT gain (c) \$
WESTPAC BANKING CORPORATION FPO													
WBC	02/02/2021	02/02/2021	90	1,928.17	1,928.17	NA	2,322.90	394.73	NA	394.73	394.73	NA	NA
	17/06/2021	17/06/2021	7	189.87	189.87	NA	180.67	-	NA	NA	NA	-9.20	NA
WBC totals			97	2,118.04	2,118.04	NA	2,503.57	394.73	NA	394.73	394.73	-9.20	NA
WOODSIDE PETROLEUM LTD FPO													
WPL	02/02/2021	02/02/2021	52	1,305.49	1,305.49	NA	1,154.92	-	NA	NA	NA	-150.57	NA
WPL totals			52	1,305.49	1,305.49	NA	1,154.92	-	NA	NA	NA	-150.57	NA
Totals				559,149.68	559,482.34	NA	572,650.13	17,720.78	-	NA	17,720.78	-4,552.99	NA

(a) Variances between Adjusted cost and Actual cost

Where the 'Market value' in respect of the CGT parcel is equal to or less than its reduced cost base, its reduced cost base is disclosed as the adjusted cost, otherwise, its cost base is disclosed as the adjusted cost. For more details, refer to the 'Adjusted cost' section of the **Unrealised** report.

(b) Gains calculated using discounted method

The unrealised 'CGT gain' calculated using the discount method, after having applied the 33.33% CGT discount rate appropriate to the tax entity type of this portfolio.

(c) CGT gain calculation method

The CGT gain is based on what is optimal for the disposal method selected.

The CGT gain calculated from a less than optimal method is shown in italics for information purposes only and is excluded from the totals for the portfolio.

NA is shown if a calculation method is not applicable.

(d) Unrealised CGT gain or CGT loss

The unrealised CGT gain or CGT loss is the difference between the adjusted cost and the market value at the date requested. For short options, the unrealised CGT gain or CGT loss is the market value of the option at the date requested. (The option premium received is shown as a realised CGT gain in the 'Realised CGT' section.)

CGT gains or CGT losses are not comparable with performance gains/losses, which are based on changes in value for a performance period.

25.11

SMA00397461: Pudson Super Pty Ltd ATF Pudson Super Fund



Unrealised

As at 30 Jun 2021

SMA

Adjusted cost

Asset	Market value \$	Purchase date	Tax date	Quantity	Actual cost ^(b) \$	Tax deferred ^(c) \$	Tax free ^(d) \$	Adjustments			Adjusted cost ^(a) \$
								AMIT cost base net amount - excess ^(e)	AMIT cost base net amount - shortfall ^(f)	Reduced cost base ^(h)	
PIMCO DIVERSIFIED FIXED INTEREST W											
ETL0016AU	28,958.44	02/02/2021	02/02/2021	29,168.4483	29,346.37	-	-	4.02	-	-	29,342.35
	156.49	16/02/2021	16/02/2021	157.6261	157.88	-	-	0.02	-	-	157.86
	171.85	02/03/2021	02/03/2021	173.0916	170.98	-	-	0.02	-	-	170.96
	413.37	21/04/2021	21/04/2021	416.3685	411.83	-	-	0.06	-	-	411.77
	176.41	27/04/2021	27/04/2021	177.6919	175.56	-	-	0.02	-	-	175.54
	160.61	11/05/2021	11/05/2021	161.7713	160.09	-	-	0.02	-	-	160.07
	152.48	25/05/2021	25/05/2021	153.5897	152.24	-	-	0.02	-	-	152.22
	150.08	08/06/2021	08/06/2021	151.1658	150.23	-	-	0.02	-	-	150.21
	1,402.78	17/06/2021	17/06/2021	1,412.958	1,401.09	-	-	0.19	-	-	1,400.90
ETL0016AU totals	31,742.51			31,972.7112	32,126.27	-	-	4.39	-	-	32,121.88
BETASHARES GLOBAL ENERGY COMPANIES ETF - CURRENCY HEDGED											
FUEL	14,425.60	02/02/2021	02/02/2021	3,136	11,701.21	-	-	-	296.24	-	11,997.45
	156.40	16/03/2021	16/03/2021	34	152.88	-	-	-	3.21	-	156.09
	170.20	21/04/2021	21/04/2021	37	152.94	-	-	-	3.49	-	156.43
	170.20	11/05/2021	11/05/2021	37	163.54	-	-	-	3.49	-	167.03
	165.60	08/06/2021	08/06/2021	36	166.86	-	-	-	3.40	-	170.26
	694.60	17/06/2021	17/06/2021	151	707.85	-	-	-	14.26	-	722.11
FUEL totals	15,782.60			3,431	13,045.28	-	-	-	324.09	-	13,369.37
GPT GROUP STAPLED SECURITIES FULLY PAID - GPT											
GPT_GPT	964.08	02/02/2021	02/02/2021	199	850.41	-	-	-	11.34	-	861.75
GPT_GPT totals	964.08			199	850.41	-	-	-	11.34	-	861.75
SCENTRE GROUP STAPLED SECURITIES - TRUST 1											
SCG_T1	333.31	02/02/2021	02/02/2021	332	358.90	-	-	-	1.06	-	359.96
SCG_T1 totals	333.31			332	358.90	-	-	-	1.06	-	359.96
SCENTRE GROUP STAPLED SECURITIES - TRUST 2											
SCG_T2	532.44	02/02/2021	02/02/2021	332	522.94	-	-	-	0.56	-	523.50
SCG_T2 totals	532.44			332	522.94	-	-	-	0.56	-	523.50
Totals	49,354.94				46,903.80	-	-	4.39	337.05	-	47,236.46

(a) Where the 'Market value' of the CGT parcel is equal to or less than its reduced cost base, its reduced cost base is disclosed as the adjusted cost in the 'Unrealised CGT gains/losses' section of the Unrealised report; otherwise, its cost base is disclosed as the adjusted cost in the 'Unrealised CGT gains/losses' section of the Unrealised report.

25.12

Unrealised

As at 30 Jun 2021

SMA

- (b) The actual cost of the CGT parcel is its purchase cost, adjusted for all CGT events (other than CGT events E4 and E10) that have happened to it. For more details, refer to the **Transaction history** report. For details specific to CGT event E4, refer to footnotes (c) and (d). For details specific to CGT event E10, refer to footnotes (e) and (f).
- (c) In respect of the income entitlements of a fixed trust that was not an attribution managed investment trust (a non-AMIT) at the time of the entitlement, the tax-deferred amount is the cumulative value of tax-deferred amounts (being the non-assessable part of the income entitlements, excluding all amounts calculated under section 104-71 ITAA 1997) in respect of the CGT parcel that, at the time of the income entitlement, did not exceed the CGT parcel's cost base. CGT event E4 requires that both the cost base and reduced cost base of the CGT parcel be reduced by this amount.
- (d) In respect of the income entitlements of a fixed trust that was not an attribution managed investment trust (a non-AMIT) at the time of the entitlement, the tax-free amount is the cumulative value of tax-free amounts (being the non-assessable part of the income entitlements as calculated under subsection 104-71(3) ITAA 1997) in respect of the CGT parcel that, at the time of the income entitlement, did not exceed the CGT parcel's reduced cost base. CGT event E4 requires that the reduced cost base of the CGT parcel be reduced by this amount.
- (e) In respect of the income entitlements of an attribution managed investment trust (AMIT), the AMIT cost base net amount - excess amount is the cumulative value of excess amounts (as calculated under paragraph 104-107C(a) ITAA 1997) in respect of the CGT parcel that, at the time of the income entitlement, did not exceed the CGT parcel's cost base. CGT event E10 requires that both the cost base and reduced cost base of the CGT parcel be reduced by this amount.
- (f) In respect of the income entitlements of an attribution managed investment trust (AMIT), the AMIT cost base net amount - shortfall amount is the cumulative value of shortfall amounts (as calculated under paragraph 104-107C(b) ITAA 1997) in respect of the CGT parcel. CGT event E10 requires that both the cost base and reduced cost base of the CGT parcel be increased by this amount.
- (g) The cost base equals the actual cost, adjusted for amounts relating to: tax deferred; AMIT cost base net amount - excess; and AMIT cost base net amount - shortfall.
- (h) The reduced cost base equals the actual cost, adjusted for amounts relating to: tax deferred; tax free; AMIT cost base net amount - excess; and AMIT cost base net amount - shortfall.

Unrealised non-CGT gains/losses

There were no unrealised non-CGT gains/losses as at 30 Jun 2021.

SMA00397461: Pudson Super Pty Ltd ATF Pudson Super Fund

Transaction history

infocus

01 Jul 2020 to 30 Jun 2021

SMA

Transactions

Asset	Type	Transaction date	Settlement date	Quantity	Net amount \$	Average price \$	Disposal method	Narration	Brokerage \$	GST \$
THE A2 MILK COMPANY LIMITED FPO	Buy	2/02/2021	4/02/2021	71	741.71	10.4466			1.04	0.10
AZM	Buy	26/02/2021	2/03/2021	49	438.99	8.959			1.01	0.10
AMCOR PLC CDI 1:1 FOREIGN EXEMPT NYSE										
AMC	Buy	2/02/2021	4/02/2021	80	1,153.49	14.4186			0.97	0.10
	Sell	19/05/2021	21/05/2021	-24	-371.26	15.4692	Minimise		0.97	0.10
APPEN LIMITED FPO										
APX	Buy	2/02/2021	4/02/2021	40	917.80	22.945			0.87	0.09
	Buy	26/02/2021	2/03/2021	30	503.89	16.7963			1.04	0.11
BHP GROUP LIMITED FPO										
BHP	Buy	2/02/2021	4/02/2021	23	1,037.21	45.0961			1.16	0.12
	Sell	19/05/2021	21/05/2021	-10	-487.24	48.724	Minimise		0.98	0.10
ISHARES CORE CASH ETF										
BILL	Buy	2/02/2021	4/02/2021	72	7,220.11	100.2793			1.26	0.13
	Sell	4/02/2021	8/02/2021	-2	-199.54	99.77	Minimise		0.89	0.09
	Sell	26/02/2021	2/03/2021	-5	-500.11	100.022	Minimise		1.04	0.10
	Buy	27/04/2021	29/04/2021	2	201.49	100.745			0.88	0.09
	Buy	17/06/2021	21/06/2021	4	402.07	100.5175			0.94	0.09
BRAMBLES LIMITED FPO										
BXB	Buy	2/02/2021	4/02/2021	181	1,958.43	10.8201			0.98	0.10
	Buy	19/05/2021	21/05/2021	27	283.09	10.4848			0.92	0.09
CARSALES.COM LIMITED. FPO										
CAR	Buy	2/02/2021	4/02/2021	33	662.70	20.0818			1.08	0.11

25.14

SMA00397461: Pudson Super Pty Ltd ATF Pudson Super Fund

Transaction history

infocus

01 Jul 2020 to 30 Jun 2021

SMA

Transactions continued

Asset	Type	Transaction date	Settlement date	Quantity	Net amount \$	Average price \$	Disposal method	Narration	Brokerage \$	GST \$
CARSALES.COM LIMITED, FPO DEFERRED										
CARN	Entitlement	28/05/2021	2/06/2021	4	68.00	17.00		Take Up Rights	-	-
	Corp. Action	15/06/2021	15/06/2021	-4	-68.00	17.00		Accelerated Renounceable Rights Issue: Allotment of new shares from CARN to CAR.	-	-
CARSALES.COM LIMITED, RIGHTS - APPLICATIONS CLOSE 02-JUN-2021 DEFERRED										
CARR	Corp. Action	17/05/2021	17/05/2021	4	-	-		Rights Issue of 100 'CARR' for each/every 699 'CAR'	-	-
	Entitlement	28/05/2021	2/06/2021	-4	-	-		Take Up Rights	-	-
COMMONWEALTH BANK OF AUSTRALIA, FPO										
CBA	Buy	2/02/2021	4/02/2021	12	1,038.71	86.5592			1.18	0.12
ABERDEEN STD AUSTRALIAN SMALL COMS FD										
CSA0131AU	Buy	2/02/2021	4/02/2021	11,443.72	41,954.96	3.6662			-	-
	Sell	8/02/2021	10/02/2021	-64.64	-243.80	3.7717	Minimise		-	-
	Buy	16/02/2021	18/02/2021	63.3	237.78	3.7564			-	-
	Buy	2/03/2021	4/03/2021	67.79	242.53	3.5777			-	-
	Buy	30/03/2021	1/04/2021	58.53	205.46	3.5103			-	-
	Buy	21/04/2021	23/04/2021	103.82	389.23	3.7491			-	-
	Buy	27/04/2021	29/04/2021	68.31	259.10	3.793			-	-
	Buy	11/05/2021	13/05/2021	65.58	239.34	3.6496			-	-
	Buy	25/05/2021	27/05/2021	56.52	207.82	3.6769			-	-

25.15

SMA00397461: Pudson Super Pty Ltd ATF Pudson Super Fund

Transaction history



01 Jul 2020 to 30 Jun 2021

SMA

Transactions continued

Asset	Type	Transaction date	Settlement date	Quantity	Net amount \$	Average price \$	Disposal method	Narration	Brokerage \$	GST \$
PIMCO DIVERSIFIED FIXED INTEREST W										
ETL0016AU	Buy	2/02/2021	4/02/2021	29,703.155	29,884.34	1.0061			-	-
	Sell	8/02/2021	10/02/2021	-534.7067	-536.74	1.0038	Minimise		-	-
	Buy	16/02/2021	18/02/2021	157.6261	157.88	1.0016			-	-
	Buy	2/03/2021	4/03/2021	173.0916	170.98	0.9878			-	-
	Buy	21/04/2021	23/04/2021	416.3685	411.83	0.9891			-	-
	Buy	27/04/2021	29/04/2021	177.6919	175.56	0.988			-	-
	Buy	11/05/2021	13/05/2021	161.7713	160.09	0.9896			-	-
	Buy	25/05/2021	27/05/2021	153.5897	152.24	0.9912			-	-
	Buy	8/06/2021	10/06/2021	151.1658	150.23	0.9938			-	-
	Buy	17/06/2021	21/06/2021	1,412.958	1,401.09	0.9916			-	-
BETASHARES FTSE 100 ETF										
F100	Buy	2/02/2021	4/02/2021	975	8,602.56	8.8231			2.78	0.28
	Sell	5/02/2021	9/02/2021	-19	-168.01	8.8426	Minimise		0.82	0.08
	Buy	30/03/2021	1/04/2021	17	159.60	9.3882			0.83	0.08
	Buy	11/05/2021	13/05/2021	20	195.32	9.766			0.84	0.08
	Buy	17/06/2021	21/06/2021	56	565.07	10.0905			1.04	0.11
BETASHARES GLOBAL ENERGY COMPANIES ETF - CURRENCY HEDGED										
FUEL	Buy	2/02/2021	4/02/2021	3,187	11,891.50	3.7313			3.63	0.36
	Sell	4/02/2021	8/02/2021	-51	-195.88	3.8408	Minimise		0.89	0.09

25/6

SMA00397461: Pudson Super Pty Ltd ATF Pudson Super Fund

Transaction history



01 Jul 2020 to 30 Jun 2021

SMA

Transactions continued

Asset	Type	Transaction date	Settlement date	Quantity	Net amount \$	Average price \$	Disposal method	Narration	Brokerage \$	GST \$
	Buy	16/03/2021	18/03/2021	34	152.88	4.4965			0.82	0.08
	Buy	21/04/2021	23/04/2021	37	152.94	4.1335			0.79	0.08
	Buy	11/05/2021	13/05/2021	37	163.54	4.42			0.83	0.08
	Buy	8/06/2021	11/06/2021	36	166.86	4.635			0.82	0.08
	Buy	17/06/2021	21/06/2021	151	707.85	4.6877			1.06	0.11
GPT GROUP FULLY PAID ORDINARY/UNITS STAPLED SECURITIES										
GPT	Buy	2/02/2021	4/02/2021	199	856.58	4.3044			0.80	0.08
GREENCAPE BROADCAP										
HOW0034AU	Buy	2/02/2021	10/02/2021	29,852,9482	50,367.89	1.6872			-	-
	Buy	16/02/2021	18/02/2021	277.1666	478.97	1.7281			-	-
	Buy	16/03/2021	17/03/2021	246.4661	428.95	1.7404			-	-
	Buy	21/04/2021	22/04/2021	365.4932	646.37	1.7685			-	-
	Buy	11/05/2021	12/05/2021	343.7277	617.13	1.7954			-	-
	Buy	25/05/2021	26/05/2021	158.5784	284.25	1.7925			-	-
	Buy	17/06/2021	18/06/2021	1,604.9199	2,975.04	1.8537			-	-
	Buy	22/06/2021	24/06/2021	162.5995	300.16	1.846			-	-
ISHARES CORE COMPOSITE BOND ETF										
IAF	Buy	2/02/2021	4/02/2021	40	4,614.10	115.3525			1.54	0.16
	Buy	17/06/2021	21/06/2021	3	340.18	113.3933			0.80	0.08
INSURANCE AUSTRALIA GROUP LIMITED FPO										
IAG	Buy	2/02/2021	4/02/2021	248	1,212.75	4.8901			1.00	0.10
ISHARES MSCI EMERGING MARKETS ETF										

25/17

SMA00397461: Pudson Super Pty Ltd ATF Pudson Super Fund

Transaction history



01 Jul 2020 to 30 Jun 2021

SMA

Transactions continued

Asset	Type	Transaction date	Settlement date	Quantity	Net amount \$	Average price \$	Disposal method	Narration	Brokerage \$	GST \$
IEM	Buy	2/02/2021	4/02/2021	15	1,077.72	71.848			1.06	0.11
ISHARES EUROPE ETF										
IEU	Buy	2/02/2021	4/02/2021	74	4,636.66	62.6576			1.85	0.19
	Buy	17/06/2021	21/06/2021	6	434.08	72.3467			0.95	0.10
ISHARES MSCI JAPAN ETF										
IJP	Buy	2/02/2021	4/02/2021	98	8,667.15	88.4403			0.92	0.09
	Sell	4/02/2021	8/02/2021	-2	-179.15	89.575	Minimise		0.86	0.09
	Buy	21/04/2021	23/04/2021	2	177.00	88.50			0.82	0.08
	Buy	25/05/2021	27/05/2021	2	177.85	88.925			0.85	0.09
	Buy	17/06/2021	21/06/2021	5	452.98	90.596			0.98	0.10
ISHARES MSCI SOUTH KOREA ETF										
IKO	Buy	2/02/2021	4/02/2021	27	3,266.89	120.9959			1.37	0.14
	Buy	22/06/2021	24/06/2021	2	249.18	124.59			0.86	0.09
ILUKA RESOURCES LIMITED FPO										
ILU	Buy	2/02/2021	4/02/2021	151	974.11	6.4511			1.08	0.11
	Sell	19/05/2021	21/05/2021	-44	-360.67	8.197	Minimise		0.97	0.10
MORNINGSTAR AUSTRALIAN SHARES FUND Z										
INT002AU	Buy	19/05/2021	20/05/2021	2,219.92	2,770.08	1.2478			-	-
	Buy	22/06/2021	23/06/2021	112.91	150.17	1.33			-	-
MORNINGSTAR MULTI ASSET RL RET FD - CL Z										
INT0011AU	Buy	2/02/2021	3/02/2021	7,328.24	7,542.30	1.0292			-	-
	Buy	11/05/2021	14/05/2021	161.84	177.18	1.0948			-	-

25.18

SMA00397461: Pudson Super Pty Ltd ATF Pudson Super Fund



Transaction history

01 Jul 2020 to 30 Jun 2021

SMA

Transactions continued

Asset	Type	Transaction date	Settlement date	Quantity	Net amount \$	Average price \$	Disposal method	Narration	Brokerage \$	GST \$
	Buy	17/06/2021	18/06/2021	442.94	501.92	1.1332				
MORNINGSTAR INTERNATIONAL SHARES HDGD Z										
INT0016AU	Buy	2/02/2021	3/02/2021	14,397.11	8,573.63	0.5955				
	Buy	16/03/2021	17/03/2021	269.12	167.94	0.624				
	Buy	27/04/2021	3/05/2021	261.96	168.22	0.6422				
	Buy	8/06/2021	9/06/2021	231.32	151.84	0.6564				
	Buy	17/06/2021	18/06/2021	707.34	460.58	0.6511				
MORNINGSTAR INTERNATIONAL SHARES UNHDG Z										
INT0017AU	Buy	2/02/2021	3/02/2021	3,606.63	3,716.24	1.0304				
	Buy	21/04/2021	27/04/2021	148.63	160.47	1.0797				
	Buy	17/06/2021	18/06/2021	257.71	288.73	1.1204				
MORNINGSTAR INTERNATIONAL BONDS HDGD Z										
INT0082AU	Buy	2/02/2021	10/02/2021	1,023.65	1,028.31	1.0046				
LINK ADMINISTRATION HOLDINGS LIMITED FPO										
LNK	Buy	2/02/2021	4/02/2021	133	659.26	4.9568			0.98	0.10
MAGELLAN GLOBAL OPEN CLASS										
MGE0001AU	Buy	2/02/2021	4/02/2021	28,385.5769	71,954.60	2.5349				
	Buy	8/02/2021	10/02/2021	114.9017	288.89	2.5142				
	Buy	16/02/2021	18/02/2021	154.019	386.71	2.5108				
	Buy	2/03/2021	4/03/2021	170.1335	413.42	2.43				
	Buy	16/03/2021	21/04/2021	64.5787	160.84	2.4906				
	Buy	27/04/2021	29/04/2021	514.4355	1,352.35	2.6288				

25.19

SMA00397461: Pudson Super Pty Ltd ATF Pudson Super Fund

Transaction history



01 Jul 2020 to 30 Jun 2021

SMA

Transactions continued

Asset	Type	Transaction date	Settlement date	Quantity	Net amount \$	Average price \$	Disposal method	Narration	Brokerage \$	GST \$
	Buy	11/05/2021	13/05/2021	158.7647	405.64	2.555			-	-
	Buy	25/05/2021	27/05/2021	145.6622	382.19	2.6238			-	-
	Buy	8/06/2021	11/06/2021	150.696	395.77	2.6263			-	-
	Buy	17/06/2021	21/06/2021	1,362.2196	3,697.34	2.7142			-	-
MFS GLOBAL EQUITY TRUST W										
MIA0001AU	Buy	2/02/2021	3/02/2021	24,255.2596	51,758.31	2.1339			-	-
	Buy	3/02/2021	4/02/2021	351.1789	740.88	2.1097			-	-
	Buy	4/02/2021	5/02/2021	242.5298	517.91	2.1354			-	-
	Sell	10/02/2021	11/02/2021	-97.8907	-207.57	2.1204	Minimise		-	-
	Buy	16/02/2021	17/02/2021	178.0911	380.95	2.1391			-	-
	Buy	2/03/2021	3/03/2021	145.8721	307.92	2.1109			-	-
	Buy	30/03/2021	31/03/2021	128.6897	286.12	2.2233			-	-
	Buy	21/04/2021	22/04/2021	229.4025	525.70	2.2916			-	-
	Buy	27/04/2021	30/04/2021	150.4555	344.62	2.2905			-	-
	Buy	11/05/2021	14/05/2021	138.5451	315.46	2.2769			-	-
	Buy	25/05/2021	26/05/2021	128.0174	300.56	2.3478			-	-
	Buy	8/06/2021	9/06/2021	131.497	309.79	2.3559			-	-
	Buy	17/06/2021	18/06/2021	1,190.123	2,855.71	2.3995			-	-
	Buy	22/06/2021	25/06/2021	142.3223	342.93	2.4095			-	-
MEDIBANK PRIVATE LIMITED FPO										
MPL	Buy	2/02/2021	4/02/2021	492	1,469.97	2.9877			1.00	0.10

MORNINGSTAR INTERNATIONAL SHARES ACTIVE ETF (MANAGED FUND)

K.20

SMA00397461: Pudson Super Pty Ltd ATF Pudson Super Fund

Transaction history



01 Jul 2020 to 30 Jun 2021

SMA

Transactions continued

Asset	Type	Transaction date	Settlement date	Quantity	Net amount \$	Average price \$	Disposal method	Narration	Brokerage \$	GST \$
MSTR	Buy	2/02/2021	4/02/2021	234	2,384.69	10.191			1.16	0.12
	Buy	17/06/2021	21/06/2021	17	192.23	11.3076			0.85	0.09
NEWCREST MINING LIMITED FPO										
NCM	Buy	2/02/2021	4/02/2021	57	1,455.92	25.5425			1.21	0.12
	Buy	25/05/2021	27/05/2021	6	171.87	28.645			0.86	0.09
OIL SEARCH LIMITED 10 TOEA FPO										
OSH	Buy	2/02/2021	4/02/2021	278	1,096.85	3.9455			1.14	0.11
BETASHARES AUSTRALIAN BANK SENIOR FLOATING RATE BOND ETF										
QPON	Buy	2/02/2021	4/02/2021	97	2,536.83	26.1529			1.14	0.11
	Buy	17/06/2021	21/06/2021	8	209.31	26.1638			0.83	0.08
UBS CASH FUND										
SBC0811AU	Buy	2/02/2021	3/02/2021	28,927.01	30,205.58	1.0442			-	-
	Sell	5/02/2021	8/02/2021	-576.066	-601.53	1.0442	Minimise		-	-
	Buy	16/03/2021	17/03/2021	387.86	405.00	1.0442			-	-
	Buy	21/04/2021	22/04/2021	337.905	352.84	1.0442			-	-
	Buy	8/06/2021	9/06/2021	626.116	653.79	1.0442			-	-
	Buy	17/06/2021	18/06/2021	1,372.055	1,432.70	1.0442			-	-
	Buy	22/06/2021	23/06/2021	150.2	156.84	1.0442			-	-
SCENTRE GROUP FULLY PAID ORDINARY/UNITS STAPLED SECURITIES										
SCG	Buy	2/02/2021	4/02/2021	332	911.84	2.7465			1.05	0.11
TELSTRA CORPORATION LIMITED. FPO										
TLS	Buy	2/02/2021	4/02/2021	264	836.94	3.1702			1.02	0.10

17.57

SMA00397461: Pudson Super Pty Ltd ATF Pudson Super Fund

Transaction history



01 Jul 2020 to 30 Jun 2021

SMA

Transactions continued

Asset	Type	Transaction date	Settlement date	Quantity	Net amount \$	Average price \$	Disposal method	Narration	Brokerage \$	GST \$
	Sell	19/05/2021	21/05/2021	-264	-897.98	3.4014	Minimise		1.09	0.11
VANGUARD HIGH GROWTH INDEX										
VAN0111AU	Buy	2/02/2021	3/02/2021	73,413.45	130,587.84	1.7788			-	-
	Buy	3/02/2021	4/02/2021	629.73	1,123.56	1.7842			-	-
	Buy	4/02/2021	5/02/2021	239.53	427.99	1.7868			-	-
	Sell	9/02/2021	10/02/2021	-325.84	-585.30	1.7963	Minimise		-	-
	Buy	16/02/2021	17/02/2021	481.89	873.09	1.8118			-	-
	Buy	2/03/2021	3/03/2021	447.38	792.94	1.7724			-	-
	Buy	16/03/2021	17/03/2021	169.93	307.13	1.8074			-	-
	Buy	30/03/2021	6/04/2021	201.14	362.51	1.8023			-	-
	Buy	21/04/2021	22/04/2021	699.98	1,249.39	1.7849			-	-
	Buy	27/04/2021	28/04/2021	433.35	777.86	1.795			-	-
	Buy	11/05/2021	12/05/2021	413.87	738.63	1.7847			-	-
	Buy	25/05/2021	26/05/2021	384.02	694.00	1.8072			-	-
	Buy	8/06/2021	11/06/2021	387.51	712.90	1.8397			-	-
	Buy	17/06/2021	18/06/2021	3,579.22	6,655.93	1.8596			-	-
	Buy	22/06/2021	23/06/2021	397.78	741.62	1.8644			-	-
VANGUARD FTSE EUROPE SHARES ETF										
VEQ	Buy	2/02/2021	4/02/2021	23	1,299.28	56.4904			1.05	0.11
VANGUARD FTSE EMERGING MARKETS SHARES ETF										
VGE	Buy	2/02/2021	4/02/2021	36	2,769.61	76.9336			1.10	0.11
	Buy	17/06/2021	21/06/2021	2	157.13	78.565			0.86	0.09

25.22

SMA00397461: Pudson Super Pty Ltd ATF Pudson Super Fund

Transaction history



01 Jul 2020 to 30 Jun 2021

SMA

Transactions continued

Asset	Type	Transaction date	Settlement date	Quantity	Net amount \$	Average price \$	Disposal method	Narration	Brokerage \$	GST \$
WESTPAC BANKING CORPORATION FPO	Buy	2/02/2021	4/02/2021	90	1,928.17	21.4241			1.36	0.14
WBC	Buy	17/06/2021	21/06/2021	7	189.87	27.1243			0.84	0.09
WHITEHAVEN COAL LIMITED FPO										
WHC	Buy	2/02/2021	4/02/2021	635	970.47	1.5283			1.27	0.13
WOODSIDE PETROLEUM LTD FPO	Sell	19/05/2021	21/05/2021	-635	-869.24	1.3689	Minimise		1.22	0.12
WPL	Buy	2/02/2021	4/02/2021	52	1,305.49	25.1056			1.11	0.11

Summary of transactions

	Net amount \$	Brokerage \$	GST \$	GST claimable \$	Unsettled as at 30 Jun 2021 \$
Acquisitions	565,442.22	60.48	6.12	-	-
Disposals	-6,404.02	9.73	0.98	-	-
Corporate actions	-	70.21	7.10	-	-
Turnover	6,404.02				
Average portfolio value from 01/07/20 to 30/06/21	548,657.00				
% Turnover	1.17%				

Turnover: The lesser of Acquisitions or Disposals
 % Turnover: Turnover divided by the Average portfolio value

25.23

Pudson Super Pty Ltd ATF Pudson Super Fund (SMA00397461)


Portfolio performance

01 Feb 2021 to 30 Jun 2021

Movement in value

	\$
Starting market value	-
Net addition	571,100.00
Realised and unrealised gains/losses	13,611.89
Total income net of foreign tax paid	27,197.14
Total expenses	-741.82
Ending market value	611,167.21
Movement in value	611,167.21

Value versus cumulative net investment




Portfolio returns

	\$
Realised and unrealised gains/losses	13,611.89
Total income	27,334.62
Franking credits	82.65
Total dollar return before expenses	41,029.16
Total expenses	-741.82
Total dollar return after expenses	40,287.34

Periods to 30 Jun 2021

Since inception
7.66%

Returns over time



The portfolio's inception date for performance calculation purposes is 01 Feb 2021. Your closing balance (ending market value) is the amount you would have received if you closed your account at 30 Jun 2021 (before any outstanding fees were deducted). The current value may have changed because of the movement in value of the underlying investments in your portfolio and any fees since 30 Jun 2021. Portfolio total dollar and percentage returns are inclusive of franking credits. Percentage returns have been calculated using the Time Weighted Return (TWR) method. Past performance is not an indication of future performance.

25.24

Pudson Super Pty Ltd ATF Pudson Super Fund (SMA00397461)

Investment movements

01 Jul 2020 to 30 Jun 2021

Investments

Asset	Starting market value \$	Investment movements				Ending market value \$	Income		Total return \$
		Purchases \$	Sales \$	Net adj and other \$	Gain/loss \$		Income \$	Franking credits \$	
Domestic Shares									
A2M THE A2 MILK COMPANY LIMITED FPO	-	1,180.70	-	-	-460.70	720.00	-	-	-460.70
AMC AMICOR PLC CDI 1:1 FOREIGN EXEMPT NYSE	-	1,153.49	-371.26	-	65.05	847.28	20.64	-	85.69
APX APEN LIMITED FPO	-	1,421.69	-	-	-469.69	952.00	3.85	0.82	-465.02
BHP BHP GROUP LIMITED FPO	-	1,037.21	-487.24	-	81.44	631.41	30.16	12.93	124.53
BXB BRAMBLES LIMITED FPO	-	2,241.52	-	-	138.00	2,379.52	23.67	3.04	164.71
CAR CARSALES.COM LIMITED. FPO	-	662.70	-	68.00	0.42	731.12	8.25	3.54	12.21
CARN CARSALES.COM LIMITED. FPO DEFERRED	-	68.00	-	-68.00	-	-	-	-	-
CBA COMMONWEALTH BANK OF AUSTRALIA. FPO	-	1,038.71	-	-	159.73	1,198.44	18.00	7.71	185.44
CSA0131AU ABERDEEN STD AUSTRALIAN SMALL COMS FD	-	46,076.09	-243.80	-	-846.50	44,985.79	3,654.08	-	2,807.58
HOW0034AU GREENTCAPE BROADCAP	-	56,098.76	-	-	3,005.75	59,104.51	1,643.58	-	4,649.33
IAG INSURANCE AUSTRALIA GROUP LIMITED FPO	-	1,212.75	-	-	66.93	1,279.68	17.36	-	84.29
ILU ILUKA RESOURCES LIMITED FPO	-	974.11	-360.67	-	365.61	979.05	3.02	1.29	369.92
INT0002AU MORNINGSTAR AUSTRALIAN SHARES FUND Z	-	2,920.25	-	-	190.11	3,110.36	15.63	-	205.74
LNK LINK ADMINISTRATION HOLDINGS LIMITED FPO	-	659.26	-	-	11.06	670.32	5.99	1.54	18.59
MPL MEDIBANK PRIVATE LIMITED FPO	-	1,469.97	-	-	84.75	1,554.72	28.54	12.23	125.52
NCM NEWCREST MINING LIMITED FPO	-	1,627.79	-	-	-35.15	1,592.64	11.00	4.71	-19.44
OSH OIL SEARCH LIMITED 10 TOEA FPO	-	1,096.85	-	-	-37.67	1,059.18	1.80	-	-35.87

J.S.K

Pudson Super Pty Ltd ATF Pudson Super Fund (SMA00397461)

Investment movements

01 Jul 2020 to 30 Jun 2021

Investments continued

Asset	Starting market value \$	Investment movements				Net adj and other \$	Gain/loss \$	Ending market value \$	Income		Total return \$
		Purchases \$	Sales \$	Net adj and other \$	Gain/loss \$				Income \$	Franking credits \$	
Domestic Shares											
TLS	-	836.94	-897.98	-	-	61.04	-	21.12	9.05	91.21	
WBC	-	2,118.04	-	-	-	385.53	2,503.57	52.20	22.37	460.10	
WHC	-	970.47	-869.24	-	-	-101.23	-	-	-	-101.23	
WPL	-	1,305.49	-	-	-	-150.57	1,154.92	7.95	3.41	-139.21	
Totals	-	126,170.79	-3,230.19	-	-	2,513.91	125,454.51	5,566.84	82.64	8,163.39	
International Shares											
F100	-	9,522.55	-168.01	-	-	1,135.46	10,490.00	-	-	1,135.46	
FUEL	-	13,235.57	-195.88	-	-	2,742.91	15,782.60	-	-	2,742.91	
IEM	-	1,077.72	-	-	-	29.58	1,107.30	-	-	29.58	
IEU	-	5,070.74	-	-	-	730.86	5,801.60	-	-	730.86	
IJP	-	9,474.98	-179.15	-	-	265.47	9,561.30	-	-	265.47	
IKO	-	3,516.07	-	-	-	139.96	3,656.03	-	-	139.96	
INT0011AU	-	8,221.40	-	-	-	672.71	8,894.11	-	-	672.71	
INT0016AU	-	9,522.21	-	-	-	-1,017.58	8,504.63	1,936.56	-	918.98	
INT0017AU	-	4,165.44	-	-	-	9.25	4,174.69	388.95	-	398.20	
MGE0001AU	-	79,437.75	-	-	-	4,471.78	83,909.53	1,592.27	-	6,064.05	

25/26

Pudson Super Pty Ltd ATF Pudson Super Fund (SMA00397461)

Investment movements

01 Jul 2020 to 30 Jun 2021

Investments continued

Asset	Investment movements					Income		Total return
	Starting market value	Purchases	Sales	Net adj and other	Gain/loss	Ending market value	Income	
International Shares								
MIA0001AU	-	58,986.86	-207.57	-	-163.25	58,616.04	7,352.08	7,188.83
MSTR	-	2,576.92	-	-	281.97	2,858.89	-	281.97
VAN0111AU	-	146,045.39	-585.30	-	1,914.23	147,374.32	10,326.15	12,240.38
VEQ	-	1,299.28	-	-	188.36	1,487.64	5.42	193.78
VGE	-	2,926.74	-	-	136.44	3,063.18	2.92	139.36
Totals	-	355,079.62	-1,335.91	-	11,538.15	365,281.86	21,604.35	33,142.50
Domestic Listed Property								
GPT	-	856.58	-	-	118.52	975.10	26.27	144.79
SCG	-	911.84	-	-	-2.16	909.68	23.28	21.13
Totals	-	1,768.42	-	-	116.36	1,884.78	49.55	165.92
Domestic Fixed Interest								
ETL0016AU	-	32,664.24	-536.74	-	-384.99	31,742.51	15.36	-369.63
IAF	-	4,954.28	-	-	-81.52	4,872.76	13.49	-68.03
QPON	-	2,746.14	-	-	-9.84	2,736.30	8.86	-0.98
Totals	-	40,364.66	-536.74	-	-476.35	39,351.57	37.71	-438.64

25.27

Pudson Super Pty Ltd ATF Pudson Super Fund (SMA00397461)

Investment movements

01 Jul 2020 to 30 Jun 2021

Investments continued

Asset	Investment movements					Income			Total return \$
	Starting market value \$	Purchases \$	Sales \$	Net adj and other \$	Gain/loss \$	Ending market value \$	Income \$	Franking credits \$	
International Fixed Interest									
INT0082AU MORNINGSTAR INTERNATIONAL BONDS HDGD Z	-	1,028.31	-	-	-74.27	954.04	64.69	-	-9.58
Totals	-	1,028.31	-	-	-74.27	954.04	64.69	-	-9.58
Cash & Equivalents									
BILL ISHARES CORE CASH ETF	-	7,823.67	-699.65	-	-5.92	7,118.10	0.43	-	-5.49
SBC0811AU UBS CASH FUND	-	33,206.75	-601.53	-	0.01	32,605.23	1.49	-	1.50
Totals	-	41,030.42	-1,301.18	-	-5.91	39,723.33	1.92	-	-3.99
Totals for all assets	-	565,442.22	-6,404.02	-	13,611.89	572,650.09	27,325.06	82.65	41,019.60

Other assets and liabilities

Asset or liability	Investment activity						Closing balance \$
	Opening balance \$	Purchases & sales \$	Other \$	Income \$	Interest receipts \$	Internal transfers \$	
Cash	-	-	-	-	-	-	-
MAIN CASH ACCOUNT	-	-559,038.20	-	5,663.02	9.56	-	16,992.56
Totals	-	-559,038.20	-	5,663.02	9.56	-	16,992.56
Receivables and payables	-	-	-	-	-	-	-
Income receivable	-	-	-	-	-	-	-
Totals	-	-	-	-	-	-	-
Other assets and liabilities	-	-559,038.20	-	5,663.02	9.56	-	38,517.12

Gain/loss

The gain/loss is the net of the realised and unrealised gain/loss for the performance period. The gain/loss for short options will include a realised gain from the option premium received within the period. The performance gain/loss is different from the gain/loss shown in valuation or taxation reports, which is calculated using the original cost base at a tax lot level. Please note, accurate gain/loss reporting is dependent on the provision of complete and accurate cost information across the portfolio.

81.58

Pudson Super Pty Ltd ATF Pudson Super Fund (SMA00397461)

Investment movements

01 Jul 2020 to 30 Jun 2021

Total return amount for investments

This is the total dollar return based on the realised and unrealised Gain/loss for the period before expenses, plus income and franking credits accrued. Investment movement amounts are included on an accrual basis, net of transaction costs such as brokerage.

Past performance is not an indication of future performance.

25.29

Pudson Super Pty Ltd ATF Pudson Super Fund (SMA00397461)

Additions and withdrawals

01 Jul 2020 to 30 Jun 2021

Net addition \$571,100.00

Date	Amount	Notes
	\$	
Additions		
Cash deposits		
1/02/2021	520,000.00	AUDCASH: Direct Debit from Bank Account 182-512 963002613
15/02/2021	3,000.00	AUDCASH: BSB 342-048 Bank Receipt Ref = 210212221336313, BPAY Ref = 3974615, Consolidated Posting Ref = 1303065889
1/03/2021	3,000.00	AUDCASH: BSB 342-048 Bank Receipt Ref = 210226221701153, BPAY Ref = 3974615, Consolidated Posting Ref = 1303651365
15/03/2021	1,500.00	AUDCASH: BSB 342-048 Bank Receipt Ref = 210312220726033, BPAY Ref = 3974615, Consolidated Posting Ref = 1304219431
29/03/2021	1,500.00	AUDCASH: BSB 342-048 Bank Receipt Ref = 210326222307867, BPAY Ref = 3974615, Consolidated Posting Ref = 1305281735
12/04/2021	100.00	AUDCASH: BSB 342-048 Bank Receipt Ref = 210409221901624, BPAY Ref = 3974615, Consolidated Posting Ref = 1306182929
26/04/2021	3,000.00	AUDCASH: BSB 342-048 Bank Receipt Ref = 210423220042849, BPAY Ref = 3974615, Consolidated Posting Ref = 1307056280
10/05/2021	3,000.00	AUDCASH: BSB 342-048 Bank Receipt Ref = 210507221328655, BPAY Ref = 3974615, Consolidated Posting Ref = 1307645981
24/05/2021	3,000.00	AUDCASH: BSB 342-048 Bank Receipt Ref = 210521220432856, BPAY Ref = 3974615, Consolidated Posting Ref = 1308381242
7/06/2021	3,000.00	AUDCASH: BSB 342-048 Bank Receipt Ref = 210604221030272, BPAY Ref = 3974615, Consolidated Posting Ref = 1309184280
16/06/2021	27,000.00	AUDCASH: BSB 342-048 Bank Receipt Ref = 210615220955645, BPAY Ref = 3974615, Consolidated Posting Ref = 1309666261
21/06/2021	3,000.00	AUDCASH: BSB 342-048 Bank Receipt Ref = 210618220650357, BPAY Ref = 3974615, Consolidated Posting Ref = 1309909789
Totals	571,100.00	
Total additions	571,100.00	
Net addition	571,100.00	

25:30

Pudson Super Pty Ltd ATF Pudson Super Fund (SMA00397461)

Fee amounts summary

01 Jul 2020 to 30 Jun 2021

Fees

Fee type	Fee	Fee amount	GST	Total
Model fees				
Non-advice fees	Infocus High Growth Investment Fee	213.90	21.39	235.29
	Administration Fee	401.39	40.14	441.53
	Expense Recovery Fee	59.09	5.91	65.00
Totals		674.38	67.44	741.82

The actual amount of fees paid are detailed above. The expenses amount used for performance calculations in other reports may differ from this amount because the performance period may be different.

Indirect cost ^(a)

Indirect cost of your investment

This approximate amount has been deducted from your investment and covers amount that have reduced the return on your investment but are not charged to you directly as a fee.

(a) When you invest in certain managed investment (eg. managed funds, Exchange Traded Funds) the underlying manager of these products will typically take a fee, prior to striking a unit price. These are known as indirect cost. The Indirect Cost Ratio for each model is published in the Investment Menu

\$

1,894.87

25.31

Important information

Praemium Australia Limited (ABN 92117611784, AFSL 297456) is the responsible entity (us, our or we) of the Separately Managed Accounts ARSN 114 818 530 (the Scheme). In preparing this document, whilst reasonable care has been taken, to the maximum extent permitted by law, neither we nor any of our related parties, directors and officers, accept responsibility for any loss suffered by any person acting in reliance on the information contained in this document. This document has been prepared for general information purposes and does not consider the investment objectives, financial situation or particular needs of any particular person. Past performance is not necessarily indicative of future performance. Before making any investment, in the Scheme or particular financial products, you should seek professional advice and read the relevant Product Disclosure Statement.

All figures, information and illustrations are as at 30 June 2021 unless stated otherwise.

If you have any enquires or require further information, you can either call Praemium on 1800 571 881, write to us PO Box 322, Collins Street West, Melbourne VIC 8007 or send it by email to support@praemium.com.au.

If you have a complaint relating to your investment in the SMA, you can either call Praemium on 1800 571 881 or write to our Complaints Handling Officer at Praemium, PO Box 322, Collins Street West, Melbourne VIC 8007; or send it by email to complaints@praemium.com.au. Please provide us with all information relevant to the complaint that is in your possession or control. We will acknowledge receipt of the complaint as soon as practicable within two working days of its receipt. We will deal with any complaint and respond to you as soon as practicable and may ask you for further information that we think is necessary to enable us to properly consider the complaint. If we cannot resolve the matter within 45 days of receiving your complaint, we will provide a written response to explain our assessment. If your complaint is not dealt with to your satisfaction or has not been dealt with within 90 days, you may refer your complaint to the Australian Financial Complaints Authority ("AFCA"), of which we are a member and which is an independent entity, at no cost.

The AFCA contact details are: Mail: GPO Box 3, Melbourne, Victoria, 3001 Telephone: 1800 931 678 Website: www.afca.org.au Email: info@afca.org.au

25.32

Leeza Cox

772/1

26.1

From: Greg Reaburn <gregory.reaburn@gmail.com>
Sent: Friday, 6 August 2021 8:31 AM
To: Leeza Cox
Subject: Re: SMSF Property Appraisal guidelines - ATO

Ho Leeza,

It is currently for sale. Does this help.

<https://www.realestate.com.au/property-townhouse-qld-newtown-122468022>

On Thu, Aug 5, 2021 at 8:56 AM Leeza Cox <Leeza@simmonsivingstone.com.au> wrote:

Hi Greg

The ATO has released information regarding the evidence expected to be provided to auditors for year end property valuations, attached for you to read.

In a nutshell, the ATO are at a minimum expecting a combination of at least two of the items listed at approximately halfway down page 2.

For eg, if you have a combination of:-

1) Kerbside appraisal from the real estate, **which includes** 2) Recent comparable sales

then we expect the auditor will be satisfied that the requirements have been met. This can be achieved in a single report called a "Comparative Market Analysis Report" from a local Real Estate.

Conversely, a letter from the Real Estate just stating a figure the property is likely to sell for would no longer be sufficient by itself. The Trustees can of course provide their own research to add to a real estate letter for eg printouts from property sales sites (eg realestate.com.au, domain.com.au etc)

We also attach this year's checklist of information to assist you in collating your tax documents when you're ready.

POSTED


Please let me know if you have any questions.

26.2

Kind Regards,

Leeza Cox | Accountant

leeza@simmonslivingstone.com.au



30/340 Hope Island Road, Hope Island QLD 4212.

PO Box 806, Oxenford 4210 Queensland


Tele 07 5561 8800 | Fax 07 5561 8700

simmonslivingstone.com.au

ABN 45 163 871 958

IMPORTANT NOTICE. The information in this email (and any attachments) is confidential. If you are not the intended recipient, you must not use or disseminate the information.

If you have received this email in error, please immediately notify me by "Reply" command and permanently delete the original and any copies or printouts thereof. Although this email and any attachments are believed to be free of any virus or other defect that might affect any computer system into which it is received and opened, it is the responsibility of the recipient to ensure that it is virus free and no responsibility is accepted by Simmons Livingstone & Associates either jointly or severally, for any loss or damage arising in any way from its use.

Sorry,  realestate.com.au no longer supports this browser

2b.3

For the best experience, download the latest browsers
Buy > QLD > Newtown > Townhouse > 2/88 Anzac Avenue



2/88 Anzac Avenue, Newtown, Qld 4350



3 1 1 Townhouse

\$219,000

Request an inspection

Open tomorrow 11:45am View all

26.4


Sorry, realestate.com.au no longer supports this browser

For the best experience, download the latest browsers

When Value Counts!

2/88 ANZAC AVENUE, NEWTOWN

Location buyers and value hunters, look no further than this two storey brick townhouse so close to Clifford Gardens Shopping Centre, parks, schools and the CBD. Investors or home buyers do yourself a favour, be quick to secure this three bedroom built-in townhouse with eat in kitchen, sunny northern main living room, heaps of storage and a single lock up garage. A bit of love has been added to create

Read more 

Property features

Air conditioning


Built-in wardrobes

Garage spaces: 1

Secure parking

Show more features (1) 

Inspections

Sat 7 Aug	11:45am - 12:15pm	
--------------	----------------------	---

Contact tracing

Depending on restrictions, you might need to provide your details for contact tracing.

Not sure if you can go in person? Read the latest on how COVID restrictions impact auctions and inspections in your state.


Newtown suburb profile

Explore prices, growth, people and lifestyle in Newtown

Sorry, realestate.com.au no longer supports this browser
Suburb profile >
For the best experience, download the latest browsers

20.5

Recent unit sales in Newtown



\$315,000

30 Jul 2021

🏠 3 🚶 2 🚗 1

4/38 Victory Street, Newtown, Qld 4350




\$175,000

25 Jun 2021

🏠 2 🚶 1 🚗 1

5/177A West Street, Newtown, Qld 4350



\$270,000

16 Jun 2021

🏠 2 🚶 2 🚗 1

24/81 Vacy Street, Newtown, Qld 4350

Some sold prices provided by: PropTrack Pty Ltd
[Learn more](#)

Sorry, realestate.com.au no longer supports this browser



For the best experience, download the latest browsers

26.6

Email enquiry to Ray White Toowoomba - Toowoomba



Lindsay Southwell

★ 5.0 (22 reviews)



2/88 Anzac Avenue, Newtown, Qld 4350

\$219,000

Next open: Sat 7 Aug, 11:45am - 12:15pm

What's your enquiry about?

- Scheduling an inspection
- Price information
- Rates & Fees
- Similar properties

Message

Name (required)

Email address (required)

Phone number

What are you looking to do?

26-7

Sorry, realestate.com.au no longer supports this browser
Please select
For the best experience, download the latest browsers



Do you have finance pre-approval? ⓘ

- Yes
- No
- Rather not say

Send enquiry

Personal Information Collection Statement

This form is only to be used for sending genuine email enquiries to the Agent. realestate.com.au Pty Ltd reserves its right to take any legal or other appropriate action in relation to misuse of this service.

Property ID: 122468022

[Promote this property](#)

781 page views ⓘ

268

Sorry, realestate.com.au no longer supports this browser.

More properties from Ray White Toowoomba - Toowoomba

For the best experience, download the latest browsers

These properties from Ray White Toowoomba - Toowoomba are shown based on the property type and distance to this listing.

[View agency profile](#)



\$229,000

17/367 Margaret Streets, Newtown

2 1 2



\$207,000

25/367 Margaret Street, Newtown

2 1 2



[Advertise with us](#)

[Agent admin](#)

[Legal](#)

[Site map](#)



[Contact us](#)

[Media sales](#)

[Privacy](#)

[Careers](#)

Personalised advertising: We show you more relevant advertising based on your activity. Prefer us not to? [Opt Out](#) of personalisation.

26.9

Sorry, realestate.com.au no longer supports this browser

For the best experience, download the latest browsers

International sites

[China](#) [Malaysia](#) [Singapore](#) [Hong Kong](#) [Indonesia](#) [Thailand](#) [India](#) [International properties](#)

Partner sites

[news.com.au](#) [foxsports.com.au](#) [homeguru.com.au](#) [realestate.co.nz](#) [Mansion Global](#) [askizzy.org.au](#)
[hipages.com.au](#) [makaan.com](#) [proptiger.com](#) [99.co](#)

realestate.com.au is owned and operated by ASX-listed REA Group Ltd (REA:ASX) © REA Group Ltd.



Australian Government
Australian Taxation Office

Agent SIMMONS LIVINGSTONE AND ASSOCIATES PTY
Client THE TRUSTEE FOR PUDSON SUPER FUND
ABN 38 725 526 548
TFN 925 639 161

27.1

Activity statement 001

Tax type summary

Income tax year 2021
Period 01 July 2020 - 30 June 2021
Type Pay as you go Instalments
Balance \$562.00 DR

Transactions

Processed date	Effective date	Description	Debit (DR)	Credit (CR)	Balance
04/07/2021	26/05/2021	Original Activity Statement for the period ending 31 Mar 21 - PAYG Instalments	\$281.00		\$281.00 DR
28/07/2021	28/07/2021	Original Activity Statement for the period ending 30 Jun 21 - PAYG Instalments	\$281.00		\$562.00 DR



27.2

Activity statement 001

Date generated	25/08/2021
Overdue	\$0.00
Not yet due	\$0.00
Balance	\$0.00

Transactions

7 results found - from 25 August 2019 to 25 August 2021 sorted by processed date ordered newest to oldest

Processed date	Effective date	Description	Debit (DR)	Credit (CR)	Balance
28 Jul 2021	28 Jul 2021	Original Activity Statement for the period ending 30 Jun 21 - PAYG Instalments	\$281.00		\$0.00
14 Jul 2021	1 Nov 2021	Original Activity Statement for the period ending 30 Jun 21		\$0.00	\$281.00 CR
7 Jul 2021	6 Jul 2021	Payment received		\$281.00	\$281.00 CR
4 Jul 2021	26 May 2021	Original Activity Statement for the period ending 31 Mar 21 - PAYG Instalments	\$281.00		\$0.00
8 Apr 2021	7 Apr 2021	Payment received		\$281.00	\$281.00 CR
16 Sep 2020	17 May 2021	Original Activity Statement for the period ending 30 Jun 20		\$0.00	\$0.00
16 Sep 2020	18 May 2020	Original Activity Statement for the period ending 30 Jun 19		\$0.00	\$0.00



27.3

Income tax 551

Date generated	25/08/2021
Overdue	\$0.00
Not yet due	\$0.00
Balance	\$0.00

Transactions

4 results found - from 25 August 2019 to 25 August 2021 sorted by processed date ordered newest to oldest

Processed date	Effective date	Description	Debit (DR)	Credit (CR)	Balance
14 May 2021	13 May 2021	Payment received		\$1,385.78	\$0.00
9 Dec 2020	17 May 2021	Tax return Self Man Superfund - Income Tax for the period from 01 Jul 19 to 30 Jun 20	\$1,385.78		\$1,385.78 DR
14 Nov 2019	19 Nov 2019	EFT refund for Income Tax for the period from 01 Jul 18 to 30 Jun 19	\$277.92		\$0.00
14 Nov 2019	14 Nov 2019	Tax return Self Man Superfund - Income Tax for the period from 01 Jul 18 to 30 Jun 19		\$277.92	\$277.92 CR

KB:Pension fund showing Taxable income

Knowledge Base: Pension fund showing Taxable income

Product(s)	Simple Fund
Description	100% Pension fund shows some Taxable income
Last Modified	Wed 08 May 2013
Article ID	415
	Comment on this article

Details

When processing Pension funds, BGL recommends that you first attend a Simple Fund Pensions Training Course, or refer to the Pensions Training Manual

Solution

As a quick trouble-shooting guide to the above problem, check:

1. The amount of Taxable income

If you are only looking at a figure of \$1 or less, this is commonly caused by Simple Fund rounding amounts and should be ignored.

If you do not wish for that amount to show in your Statement of Taxable Income, you can make a tax adjustment through the **Creating Entries** screen through the **Tax Adjustments** tab. You need to reverse and recreate entries with the adjustment.

Click _____ to create entries.

2. Check the Actuary Percentages / Allocations

Where assets are UNSEGREGATED, in the Fund Details screen, click the Pension Policy tab and check the *Actuary Percentage* has been input, and is equal to 100%.

Where the assets are SEGREGATED, ensure in the Chart of Accounts that all assets have been allocated to a member or pool.

3. Check the Linked Income accounts

Simple Fund only includes linked income accounts in the calculation of exempt pension income. The income account must be linked to an investment account that the fund holds at least one unit during the year.

From version 11.2, the Create Entries Review will display any amounts posted to accounts 235, 236, 239, 238, 250, 265 and 280 which are not linked to an Investment account.

Check whether all income accounts are linked by doing the following reconciliation:

1. Print the Create Entries Report
2. Print the Trial Balance
3. Compare the **Calculation of Exempt Pension Income** section on the Create Entries Report against your **Income on your Trial Balance**.

If an income account (dividend, distribution, interest, rental or other income) does not appear in the Calculation of Exempt Pension Income section, but does appear on the Trial Balance, then the most likely cause is that a link has not been created between the Investment and the Income account. Please Note: The only circumstance where this would not occur if a distribution is a write back of tax deferred or consists

entirely of a non taxable component such as Tax Deferred.

To check the linked accounts for an Investment, you can either:

- a. from the Chart of Accounts, edit the Investment and click , or
- b. from the Simple Fund Explorer, click **Account Enquiry** and select the Investment account

If you have income that has no related investment, such as ATO Interest, therefore the income account has no link from an investment account, you can


- a. Create a dummy investment account, under 'Other Investments' and link the income account to this, or
- b. through the Chart of Accounts, change the 'Tax Return' label in this income account, to 'Not applicable - permanent difference', causing this income to be excluded from tax.

724/2
265/16

265/18
772/1

4. Incorrect Tax Return and Regulatory Return labels

If your income account does not have the correct selection for the Tax Return or Regulatory Return label, this may not be included in Exempt Pension Income.

On Chart of Accounts, click on  Reset to reset tax, APRA and regulatory return labels for accounts in the chart of accounts. Simple Fund will restore the labels to the default from the Master Chart of Accounts.

Any labels of newly created accounts (accounts not in the Master Chart of Accounts) will not be reset by clicking on the icon.

Reverse entries and process create entries again for changes to apply.

5. Dividends with tax components

Ensure no Distribution tax information such as 'tax free' or 'tax deferred' amounts have been posted to 'dividend' accounts (239), or accounts with the Tax Return Label set to 'Income - gross dividends'. Also check to ensure no capital gains (discounted, etc) are recorded to these accounts. These amounts should only be posted to 'distribution' accounts (238), or accounts with the Tax Return Label set to 'Income - Gross Trust Distributions'.

From version 11.2, the Create Entries Review screen, will display any transactions which has tax information for a distribution and the Tax Return label is not set to 'Income - Gross Trust Distributions'

6. Write Backs of Tax Deferred

If there has been a Write Back of Tax Deferred to a non-Distribution account you will need to change the Tax Return label of that account to 'Income - Income from trusts' prior to Creating Entries.

7. Taxable Contributions

Assessable Contributions are not derived from pension assets and therefore do not receive an exemption from income tax.