

Financial Report

for the year ended
30 June 2021

PT & LJ Vicary Super Fund



Statement of Financial Position

As at 30 June 2021

	Note	2021 \$	2020 \$
Assets			
Investments			
Managed Investments & ETFs	2	1,132,923.81	0.00
Shares in Listed Companies (Australian)	3	0.00	169,933.02
Shares in Listed Companies (Overseas)	4	0.00	1,380,399.32
Units in Listed Unit Trusts (Australian)	5	0.00	80,851.99
Total Investments		<u>1,132,923.81</u>	<u>1,631,184.33</u>
Other Assets			
CBA Direct Investment Account		713.96	33,834.03
Halifax Cash Account U1877600		1,040,089.05	934,414.56
Interactive Brokers Cash Account U7746386		1,108.66	85,265.21
Sundry Debtors		13,000.00	0.00
Income Tax Refundable		0.00	3,640.29
Total Other Assets		<u>1,054,911.67</u>	<u>1,057,154.09</u>
Total Assets		<u>2,187,835.48</u>	<u>2,688,338.42</u>
Net assets available to pay benefits		<u>2,187,835.48</u>	<u>2,688,338.42</u>
Represented by:			
Liability for accrued benefits allocated to members' accounts	7		
Vicary, Peter - Pension (Account Based Pension 2)		1,323,038.17	1,621,400.48
Vicary, Lynda - Pension (Account Based Pension 2)		864,797.31	1,066,937.94
Total Liability for accrued benefits allocated to members' accounts		<u>2,187,835.48</u>	<u>2,688,338.42</u>



PT & LJ Vicary Super Fund
Operating Statement
For the year ended 30 June 2021



	Note	2021 \$	2020 \$
Income			
Investment Income			
Dividends Received		16,627.32	25,384.23
Interest Received		21.64	858.84
Other Income			
FX Gain		3,386.52	0.00
Total Income		<u>20,035.48</u>	<u>26,243.07</u>
Expenses			
Accountancy Fees		5,698.00	5,313.00
ATO Supervisory Levy		259.00	259.00
Auditor's Remuneration		770.00	935.00
ASIC Fees		55.00	54.00
Bank Charges		0.00	123.00
Investment Expenses		218.93	0.00
		<u>7,000.93</u>	<u>6,684.00</u>
Member Payments			
Pensions Paid		77,900.00	102,040.00
Investment Losses			
Changes in Market Values			
Realised Movements in Market Value		9,544.23	0.00
Unrealised Movements in Market Value		426,093.26	0.00
Other Revaluations		0.00	(222,136.00)
Total Expenses		<u>520,538.42</u>	<u>(113,412.00)</u>
Benefits accrued as a result of operations before income tax		<u>(500,502.94)</u>	<u>139,655.07</u>
Income Tax Expense		0.00	(3,640.00)
Benefits accrued as a result of operations		<u>(500,502.94)</u>	<u>143,295.07</u>

L.V. P.V.

Note 1: Summary of Significant Accounting Policies

The trustees have prepared the financial statements on the basis that the Superannuation Fund is not a reporting entity because it is not publicly accountable and is not required by law or governing document to prepare financial statements that comply with Australian Accounting Standards. The financial statements are therefore special purpose financial statements that have been prepared in order to meet the requirements of the Superannuation Industry (Supervision) Act 1993 and associated Regulations, the trust deed of the Fund and the needs of members.

The financial statements have been prepared on a cash basis and are based on historical costs, except for investments which have been measured at market value.

The following significant accounting policies, which are consistent with the policies applied in the previous period unless otherwise stated, have been adopted in the preparation of the financial statements.

The financial statements were authorised for issue by the Director(s).

a. Measurement of Investments

The Fund initially recognises:

- (i) an investment when it controls the future economic benefits expected to flow from the asset. For financial assets, the trade date is considered to be the date on which control of the future economic benefits attributable to the asset passes to the Fund; and
- (ii) a financial liability on the date it becomes a party to the contractual provisions of the instrument.

Investments of the Fund have been measured at market value, which refers to the amount that a willing buyer could reasonably be expected to pay to acquire an asset from a willing seller if the following assumptions were made:

- that the buyer and the seller deal with each other at arm's length in relation to the sale;
- that the sale occurred after proper marketing of the asset; and
- that the buyer and the seller acted knowledgeably and prudentially in relation to the sale.

Market value has been determined as follows:

- (i) shares and other securities listed on the Australian Securities Exchange by reference to the relevant market quotations at the end of the reporting period;
- (ii) units in managed funds by reference to the unit redemption price at the end of the reporting period;
- (iii) fixed-interest securities by reference to the redemption price at the end of the reporting period;
- (iv) unlisted investments are stated at trustees' assessment based on estimated market value at balance date or where necessary, an external valuer's opinion; and
- (v) investment properties at the trustees' assessment of the market value or where necessary a qualified independent valuer's opinion at the end of reporting period.

Financial liabilities, such as trade creditors and other payables, are measured at the gross value of the outstanding balance at the end of the reporting period. The trustees have determined that the gross values of the Fund's financial liabilities is equivalent to their market values. Any remeasurement changes in the gross values of non-current financial liabilities (including liabilities for members' accrued benefits) are recognised in the operating statement in the periods in which they occur.

b. Cash and Cash Equivalents

Cash and cash equivalents include cash on hand and at call, deposits with banks and short-term, highly liquid investments that are readily convertible to cash and subject to an insignificant risk of change in value.

c. Revenue

Revenue is recognised to the extent that it is probable that the economic benefits will flow to the Fund and the revenue can be reliably measured. Revenue is recognised at the fair value of the consideration received or receivable.



Interest revenue

Interest revenue is recognised in respect of fixed-interest securities, and cash and cash equivalent balances. Interest revenue is recognised upon receipt.

Dividend revenue

Dividend revenue is recognised when the dividend has been paid or, in the case of dividend reinvestment schemes, when the dividend is credited to the benefit of the fund.

Rental revenue

Rental revenue arising from operating leases on investment properties is recognised upon receipt.

Distribution revenue

Distributions from unit trusts and managed funds are recognised as at the date the unit value is quoted ex-distribution and if not received at the end of the reporting period, are reflected in the statement of financial position as a receivable at market value.

Remeasurement changes in market values

Remeasurement changes in the market values of assets are recognised as income and determined as the difference between the market value at year-end or consideration received (if sold during the year) and the market value as at the prior year-end or cost (if acquired during the period).

Contributions

Contributions and transfers in are recognised when the control and the benefits from the revenue have been attained and are recorded by the Fund, gross of any taxes, in the period to which they relate.

d. Liability for Accrued Benefits

The liability for accrued benefits represents the Fund's present obligation to pay benefits to members and beneficiaries, and has been calculated as the difference between the carrying amount of the assets and the carrying amount of the other payables and income tax liabilities as at the end of the reporting period.

e. Critical Accounting Estimates and Judgements

The preparation of financial statements requires the trustees to make judgements, estimates and assumptions that affect the application of accounting policies and the reported amounts of assets and liabilities, income and expenses. Actual results may differ from these estimates.

Estimates and underlying assumptions are reviewed on an ongoing basis. Revisions to accounting estimates are recognised in the period in which the estimate is revised and in any future period affected.

Note 2: Managed Investments & ETFs

	2021 \$	2020 \$
Halifax U1877600	1,106,311.09	0.00
Interactive Brokers U7746386	26,612.72	0.00
	<hr/> 1,132,923.81	<hr/> 0.00

Note 3: Shares in Listed Companies (Australian)

2021 \$	2020 \$
------------	------------



Notes to the Financial Statements

For the year ended 30 June 2021

Bank Of Queensland Limited.	0.00	11,852.57
Commonwealth Bank Of Australia.	0.00	19,368.18
Challenger Limited	0.00	8,546.58
DWS Limited	0.00	11,988.00
Macquarie Group Limited	0.00	47,677.20
National Australia Bank Limited	0.00	12,990.86
Ramsay Health Care Limited	0.00	24,080.24
Suncorp Group Limited	0.00	21,025.94
Westpac Banking Corporation	0.00	12,403.45
	0.00	169,933.02

Note 4: Shares in Listed Companies (Overseas)

	2021 \$	2020 \$
AbbVie Inc	0.00	78,365.17
Abiomed Inc.	0.00	13,996.95
Amgen Inc	0.00	88,150.03
Becton, Dickinson And Co.	0.00	54,417.22
CME Group Inc	0.00	22,839.18
Walt Disney Company	0.00	56,698.22
DXC Technology Co	0.00	2,175.07
Alphabet Inc	0.00	65,528.17
Alphabet Inc.	0.00	65,733.99
Intel Corp	0.00	92,043.26
Johnson & Johnson	0.00	45,632.52
Mastercard Incorporated	0.00	134,073.87
Microsoft Corp	0.00	162,437.33
ServiceNow Inc	0.00	46,354.82
PayPal Holdings Inc	0.00	125,690.01
Roper Technologies, Inc.	0.00	48,931.71
Skyworks Solutions, Inc.	0.00	32,042.71
United Health Group Inc.	0.00	99,125.38
Visa Inc.	0.00	127,041.03
WEX Inc	0.00	19,122.68



Notes to the Financial Statements

For the year ended 30 June 2021

	0.00	1,380,399.32
--	------	--------------

Note 5: Units in Listed Unit Trusts (Australian)

	2021 \$	2020 \$
WT Eur Hd SmCp Shs	0.00	44,530.91
WT Euro Hdg Eq Shs	0.00	36,321.08
	0.00	80,851.99

Note 6: Banks and Term Deposits

	2021 \$	2020 \$
Banks		
CBA Direct Investment Account	713.96	33,834.03
Halifax Cash Account U1877600	1,040,089.05	934,414.56
Interactive Brokers Cash Account U7746386	1,108.66	85,265.21
	1,041,911.67	1,053,513.80

Note 7: Liability for Accrued Benefits

	2021 \$	2020 \$
Liability for accrued benefits at beginning of year	2,688,338.42	0.00
Benefits accrued as a result of operations	(500,502.94)	143,295.07
Current year member movements	0.00	2,545,043.35
Liability for accrued benefits at end of year	2,187,835.48	2,688,338.42

Note 8: Subsequent Event - COVID-19

The Coronavirus (Covid-19) pandemic is expected to cause material decline in the market value of the fund investments. The trustees are aware of the uncertainty surrounding the global markets during this time and the effects it will have on the value of the fund investments after the reporting date.



Trustees Declaration

The directors of the trustee company have determined that the fund is not a reporting entity and that this special purpose financial statements should be prepared in accordance with the accounting policies described in Note 1 to the financial statements.

In the opinion of the directors of the trustee company:

- (i) the financial statements and notes to the financial statements for the year ended 30 June 2021 present fairly, in all material respects, the financial position of the superannuation fund at 30 June 2021 and the results of its operations for the year then ended in accordance with the accounting policies described in Note 1 to the financial statements;
- (ii) the financial statements and notes to the financial statements have been prepared in accordance with the requirements of the trust deed; and
- (iii) the operation of the superannuation fund has been carried out in accordance with its trust deed and in compliance with the requirements of the Superannuation Industry (Supervision) Act 1993 and associated Regulations during the year ended 30 June 2021.

Signed in accordance with a resolution of the directors of the trustee company by:

.....
Peter Vicary
PT & LJ Vicary Pty Ltd
Director

.....
Lynda Vicary
PT & LJ Vicary Pty Ltd
Director

DATED:

L.V. P.V.

PT & LJ Vicary Super Fund
Statement of Taxable Income

For the year ended 30 June 2021



	2021
	\$
Benefits accrued as a result of operations	(500,502.94)
Less	
Other Non Taxable Income	3,386.52
Exempt current pension income	21,523.00
Realised Accounting Capital Gains	(9,544.23)
	<u>15,365.29</u>
Add	
Decrease in MV of investments	426,093.26
SMSF non deductible expenses	7,000.00
Pension Payments	77,900.00
Foreign Credits	4,876.19
	<u>515,869.45</u>
SMSF Annual Return Rounding	(1.22)
Taxable Income or Loss	<u>0.00</u>
Income Tax on Taxable Income or Loss	0.00
 CURRENT TAX OR REFUND	 <u>0.00</u>
Supervisory Levy	259.00
AMOUNT DUE OR REFUNDABLE	<u>259.00</u>

L.V. P.V.

PT & LJ Vicary Super Fund

Members Statement



Peter Thomas Vicary
2/55-59 The Crescent
Fairlight, New South Wales, 2094, Australia

Your Details

Date of Birth : Provided
Age: 63
Tax File Number: Provided
Date Joined Fund: 11/07/2011
Service Period Start Date: 11/07/2011
Date Left Fund: 01/07/2020
Member Code: VICPET00002A
Account Start Date: 11/07/2011
Account Phase: Accumulation Phase
Account Description: Accumulation

Nominated Beneficiaries N/A

Vested Benefits
Total Death Benefit

Your Balance

Total Benefits

Preservation Components


Preserved
Unrestricted Non Preserved
Restricted Non Preserved

Tax Components

Tax Free
Taxable

Your Detailed Account Summary

	This Year	Last Year
Opening balance at 01/07/2020		
<u>Increases to Member account during the period</u>		
Employer Contributions		
Personal Contributions (Concessional)		
Personal Contributions (Non Concessional)		
Government Co-Contributions		
Other Contributions		
Proceeds of Insurance Policies		
Transfers In		
Net Earnings		
Internal Transfer In		
<u>Decreases to Member account during the period</u>		
Pensions Paid		
Contributions Tax		
Income Tax		
No TFN Excess Contributions Tax		
Excess Contributions Tax		
Refund Excess Contributions		
Division 293 Tax		
Insurance Policy Premiums Paid		
Management Fees		
Member Expenses		
Benefits Paid/Transfers Out		
Superannuation Surcharge Tax		
Internal Transfer Out		
Closing balance at 30/06/2021	0.00	0.00



L.V. P.V.

PT & LJ Vicary Super Fund

Members Statement



Peter Thomas Vicary
2/55-59 The Crescent
Fairlight, New South Wales, 2094, Australia

Your Details

Date of Birth : Provided
Age: 63
Tax File Number: Provided
Date Joined Fund: 11/07/2011
Service Period Start Date: 11/07/2011
Date Left Fund:
Member Code: VICPET00003P
Account Start Date: 01/07/2018
Account Phase: Retirement Phase
Account Description: Account Based Pension 2

Nominated Beneficiaries Lynda Jane Vicary
Vested Benefits 1,323,038.17
Total Death Benefit 1,323,038.17

Your Balance

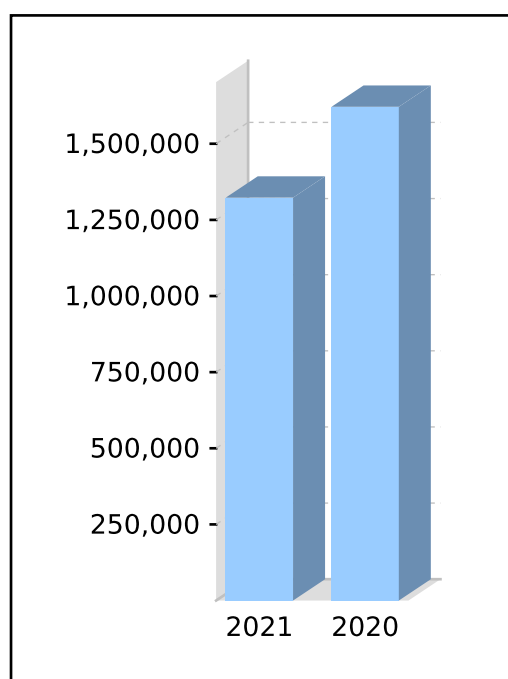
Total Benefits 1,323,038.17

Preservation Components

Preserved
Unrestricted Non Preserved 1,323,038.17
Restricted Non Preserved

Tax Components

Tax Free (33.69%) 445,753.89
Taxable 877,284.28



Your Detailed Account Summary

	This Year	Last Year
Opening balance at 01/07/2020	1,621,400.48	1,621,400.48
<u>Increases to Member account during the period</u>		
Employer Contributions		
Personal Contributions (Concessional)		
Personal Contributions (Non Concessional)		
Government Co-Contributions		
Other Contributions		
Proceeds of Insurance Policies		
Transfers In		
Net Earnings	(254,412.31)	
Internal Transfer In		
<u>Decreases to Member account during the period</u>		
Pensions Paid	43,950.00	
Contributions Tax		
Income Tax		
No TFN Excess Contributions Tax		
Excess Contributions Tax		
Refund Excess Contributions		
Division 293 Tax		
Insurance Policy Premiums Paid		
Management Fees		
Member Expenses		
Benefits Paid/Transfers Out		
Superannuation Surcharge Tax		
Internal Transfer Out		
Closing balance at 30/06/2021	1,323,038.17	1,621,400.48

L.V. P.V.

PT & LJ Vicary Super Fund

Members Statement



Lynda Jane Vicary
2/55-59 The Crescent
Fairlight, New South Wales, 2094, Australia

Your Details

Date of Birth : Provided
Age: 61
Tax File Number: Provided
Date Joined Fund: 11/07/2011
Service Period Start Date: 11/07/2011
Date Left Fund: 01/07/2020
Member Code: VICLYN00001A
Account Start Date: 11/07/2011
Account Phase: Accumulation Phase
Account Description: Accumulation

Nominated Beneficiaries N/A

Vested Benefits
Total Death Benefit

Your Balance

Total Benefits

Preservation Components

Preserved
Unrestricted Non Preserved
Restricted Non Preserved

Tax Components

Tax Free
Taxable

Your Detailed Account Summary

This Year Last Year

Opening balance at 01/07/2020

Increases to Member account during the period

Employer Contributions
Personal Contributions (Concessional)
Personal Contributions (Non Concessional)
Government Co-Contributions
Other Contributions
Proceeds of Insurance Policies
Transfers In
Net Earnings
Internal Transfer In


Decreases to Member account during the period

Pensions Paid
Contributions Tax
Income Tax
No TFN Excess Contributions Tax
Excess Contributions Tax
Refund Excess Contributions
Division 293 Tax
Insurance Policy Premiums Paid
Management Fees
Member Expenses
Benefits Paid/Transfers Out
Superannuation Surcharge Tax
Internal Transfer Out

Closing balance at 30/06/2021

0.00

0.00



L.J. Vicary

PT & LJ Vicary Super Fund

Members Statement



Lynda Jane Vicary
2/55-59 The Crescent
Fairlight, New South Wales, 2094, Australia

Your Details

Date of Birth : Provided
Age: 61
Tax File Number: Provided
Date Joined Fund: 11/07/2011
Service Period Start Date: 11/07/2011
Date Left Fund:
Member Code: VICLYN00002P
Account Start Date: 01/07/2018
Account Phase: Retirement Phase
Account Description: Account Based Pension 2

Nominated Beneficiaries Peter Thomas Vicary
Vested Benefits 864,797.31
Total Death Benefit 864,797.31

Your Balance

Total Benefits 864,797.31

Preservation Components

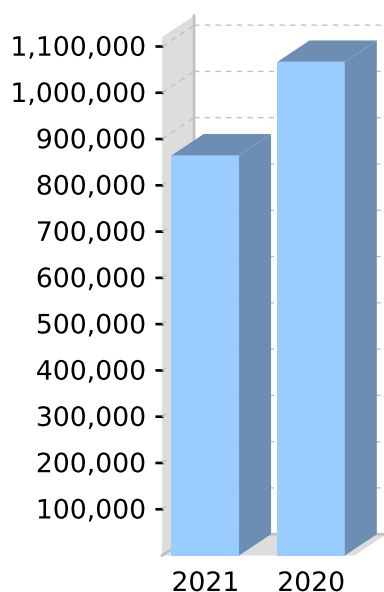
Preserved
Unrestricted Non Preserved 864,797.31
Restricted Non Preserved

Tax Components

Tax Free (58.22%) 503,464.69
Taxable 361,332.62

Your Detailed Account Summary

	This Year	Last Year
Opening balance at 01/07/2020	1,066,937.94	1,066,937.94
<u>Increases to Member account during the period</u>		
Employer Contributions		
Personal Contributions (Concessional)		
Personal Contributions (Non Concessional)		
Government Co-Contributions		
Other Contributions		
Proceeds of Insurance Policies		
Transfers In		
Net Earnings	(168,190.63)	
Internal Transfer In		
<u>Decreases to Member account during the period</u>		
Pensions Paid	33,950.00	
Contributions Tax		
Income Tax		
No TFN Excess Contributions Tax		
Excess Contributions Tax		
Refund Excess Contributions		
Division 293 Tax		
Insurance Policy Premiums Paid		
Management Fees		
Member Expenses		
Benefits Paid/Transfers Out		
Superannuation Surcharge Tax		
Internal Transfer Out		
Closing balance at 30/06/2021	864,797.31	1,066,937.94



L.V. P.V.

As at 30 June 2021



Opening Balances	Increases				Decreases						Closing Balance
	Contributions	Transfers In	Net Earnings	Insurance Proceeds	Pensions Paid	Contributions Tax	Taxes Paid	Benefits Paid/ Transfers Out	Insurance Premiums	Member Expenses	
Peter Thomas Vicary (Age: 63)											
VICPET00002A - Accumulation											
VICPET00003P - Account Based Pension 2 - Tax Free: 33.69%											
1,621,400.48		(254,412.31)			43,950.00						1,323,038.17
1,621,400.48		(254,412.31)			43,950.00						1,323,038.17
Lynda Jane Vicary (Age: 61)											
VICLYN00001A - Accumulation											
VICLYN00002P - Account Based Pension 2 - Tax Free: 58.22%											
1,066,937.94		(168,190.63)			33,950.00						864,797.31
1,066,937.94		(168,190.63)			33,950.00						864,797.31
2,688,338.42		(422,602.94)			77,900.00						2,187,835.48

L.V. P.V.

PT & LJ Vicary Super Fund

Investment Summary Report



As at 30 June 2021

Investment	Units	Market Price	Market Value	Average Cost	Accounting Cost	Unrealised Gain/(Loss)	Gain/(Loss)%	Portfolio Weight%
Cash/Bank Accounts								
CBA Direct Investment Account		713.960000	713.96	713.96	713.96			0.03 %
Halifax Cash Account U1877600		1,040,089.050000	1,040,089.05	1,040,089.05	1,040,089.05			47.82 %
Interactive Brokers Cash Account U7746386		1,108.660000	1,108.66	1,108.66	1,108.66			0.05 %
			1,041,911.67		1,041,911.67			47.91 %
Managed Investments & ETFs								
U1877600 Halifax U1877600	1.00	1,106,311.090000	1,106,311.09	888,129.96	888,129.96	218,181.13	24.57 %	50.87 %
U7746386 Interactive Brokers U7746386	1.00	26,612.720000	26,612.72	18,517.66	18,517.66	8,095.06	43.72 %	1.22 %
			1,132,923.81		906,647.62	226,276.19	24.96 %	52.09 %
			2,174,835.48		1,948,559.29	226,276.19	11.61 %	100.00 %

L.V. P.V.

PT & LJ Vicary Super Fund

Investment Income Report



As at 30 June 2021

Investment		Total Income	Franked	Unfranked	Interest/ Other	Franking Credits	Foreign Income	Foreign Credits * 1	Assessable Income (Excl. Capital Gains) * 2	TFN Credits	Other Deductions	Distributed Capital Gains	Non-Assessable Payments
Bank Accounts													
	CBA Direct Investment Account	21.64			21.64	0.00	0.00	0.00	21.64			0.00	0.00
		21.64			21.64	0.00	0.00	0.00	21.64			0.00	0.00
Managed Investments & ETFs													
U1877600	Halifax U1877600	16,311.02	4,422.08	759.78			11,129.16	4,769.61	21,080.63		0.00		
U7746386	Interactive Brokers U7746386	3,386.52											
U7746386	Interactive Brokers U7746386	316.30					316.30	106.58	422.88		0.00		
		20,013.84	4,422.08	759.78			11,445.46	4,876.19	21,503.51		0.00		
		20,035.48	4,422.08	759.78	21.64	0.00	11,445.46	4,876.19	21,525.15		0.00	0.00	0.00

Assessable Income (Excl. Capital Gains) **21,525.15**

Net Capital Gain **0.00**

Total Assessable Income 21,525.15

* 1 Includes foreign credits from foreign capital gains.

* 2 Assessable Income in the SMSF Annual Return will be different as capital gains and losses from disposals of assets have not been included.

For a breakdown of Distributed Capital Gains and Non-Assessable Payments refer to Distributions Reconciliation Report.

L.V. P.V.

Document electronically signed



www.fusesign.com

Document Details

Document ID	91d68946-9df9-4063-a9e0-d493043659ec
Document Bundle ID	62eae07c-1394-4239-bd5a-47a55f8cbdd1
Uploaded to FuseSign	2022-07-29 11:34 +10:00
FuseSign subscriber	Green Frog Super
Initiator email	support@greenfrogsuper.com.au
Signed by	Lynda Vicary (lynvicary5@gmail.com +61 xxxxxxx 746), Peter Vicary (petervicary6@gmail.com +61 xxxxxxx 133)
System finalisation	2022-07-30 16:02 +10:00
Verify URL	https://app.fuse.work/fusesign/verify/91d68946-9df9-4063-a9e0-d493043659ec

Document Signers

Signer 1

Name	Lynda Vicary
Email	lynvicary5@gmail.com
Mobile	+61 xxxxxxx 746
IP Address	182.239.138.106
Verification Mode	SMS Code



Signer 2

Name	Peter Vicary
Email	petervicary6@gmail.com
Mobile	+61 xxxxxxx 133
IP Address	182.239.138.106
Verification Mode	SMS Code



DOCUMENT AUDIT LOG

DATE TIME	USER	TRANSACTION
2022-07-29 11:34 +10:00	SUPPORT@GREENFROGSUPER.COM.AU	DOCUMENT BUNDLE CREATED BY KAREN BARNES (SUPPORT@GREENFROGSUPER.COM.AU)
2022-07-29 11:34 +10:00	SYSTEM	EMAILS SENT TO: LYNVICARY5@GMAIL.COM (12 DOCUMENTS - 10 ACTIONS) PETERVICARY6@GMAIL.COM (12 DOCUMENTS - 10 ACTIONS) SMSS SENT TO: LYNDA VICARY - +61 XXXXXXX 746 (12 DOCUMENTS - 10 ACTIONS) PETER VICARY - +61 XXXXXXX 133 (12 DOCUMENTS - 10 ACTIONS)
2022-07-29 11:47 +10:00	PETER VICARY	SMS VERIFICATION REQUESTED TO MOBILE ENDING IN 133
2022-07-29 11:48 +10:00	PETER VICARY	CODE ENTERED AND VERIFIED
2022-07-29 11:48 +10:00	PETER VICARY	LINK OPENED FROM IP 182.239.138.106
2022-07-30 14:41 +10:00	PETER VICARY	SMS VERIFICATION REQUESTED TO MOBILE ENDING IN 133
2022-07-30 14:42 +10:00	PETER VICARY	SMS VERIFICATION REQUESTED TO MOBILE ENDING IN 133
2022-07-30 14:42 +10:00	PETER VICARY	CODE ENTERED AND VERIFIED
2022-07-30 14:42 +10:00	PETER VICARY	LINK OPENED FROM IP 182.239.138.106
2022-07-30 14:54 +10:00	PETER VICARY	DOCUMENT SIGNED: 2021 FINANCIAL STATEMENTS
2022-07-30 14:54 +10:00	PETER VICARY	LINK OPENED FROM IP 182.239.138.106
2022-07-30 15:03 +10:00	PETER VICARY	LINK OPENED FROM IP 182.239.138.106
2022-07-30 15:09 +10:00	PETER VICARY	LINK OPENED FROM IP 182.239.138.106
2022-07-30 15:13 +10:00	PETER VICARY	SMS VERIFICATION REQUESTED TO MOBILE ENDING IN 133
2022-07-30 15:13 +10:00	PETER VICARY	CODE ENTERED AND VERIFIED
2022-07-30 15:14 +10:00	PETER VICARY	LINK OPENED FROM IP 182.239.138.106
2022-07-30 15:16 +10:00	PETER VICARY	PETER VICARY HAS COMPLETED BUNDLE 62EAE07C-1394-4239-BD5A-47A55F8CBDD1
2022-07-30 16:00 +10:00	LYNDA VICARY	SMS VERIFICATION REQUESTED TO MOBILE ENDING IN 746
2022-07-30 16:00 +10:00	LYNDA VICARY	CODE ENTERED AND VERIFIED
2022-07-30 16:00 +10:00	LYNDA VICARY	LINK OPENED FROM IP 182.239.138.106
2022-07-30 16:01 +10:00	LYNDA VICARY	DOCUMENT SIGNED: 2021 FINANCIAL STATEMENTS
2022-07-30 16:02 +10:00	SYSTEM	FINALISING DOCUMENT (91D68946-9DF9-4063-A9E0-D493043659EC)

More Information

For more information on electronic signatures and to validate this document was signed by the parties listed above, please visit www.fusesign.com