
Financial statements and reports for the year ended
30 June 2022

The D & M Gibson Superannuation Fund

Prepared for: Gibson Holdem Pty Ltd

The D & M Gibson Superannuation Fund

Reports Index

Trustees Declaration

Statement of Taxable Income

Operating Statement

Detailed Operating Statement

Statement of Financial Position

Detailed Statement of Financial Position

Notes to the Financial Statements

Members Statement

Investment Summary

Investment Performance

Investment Movement

Detailed Schedule of Fund Assets

The D & M Gibson Superannuation Fund
Gibson Holdem Pty Ltd ACN: 602371022
Trustees Declaration

The directors of the trustee company have determined that the fund is not a reporting entity and that the special purpose financial statements should be prepared in accordance with the accounting policies described in Note 1 to the financial statements.

The directors of the trustee company declare that:

- (i) the financial statements and notes to the financial statements for the year ended 30 June 2022 present fairly, in all material respects, the financial position of the superannuation fund at 30 June 2022 and the results of its operations for the year ended on that date in accordance with the accounting policies described in Note 1 to the financial statements;
- (ii) the financial statements and notes to the financial statements have been prepared in accordance with the requirements of the trust deed; and
- (iii) the operation of the superannuation fund has been carried out in accordance with its trust deed and in compliance with the requirements of the Superannuation Industry (Supervision) Act 1993 and associated Regulations during the year ended 30 June 2022.

Signed in accordance with a resolution of the directors of the trustee company by:

Dean Gibson

Dean Gibson (May 6, 2023 10:13 GMT+8)

Dean Allan Gibson
Gibson Holdem Pty Ltd
Director



melissa gibson (May 10, 2023 20:17 GMT+8)

Melissa Gibson
Gibson Holdem Pty Ltd
Director



Allan Gibson
Gibson Holdem Pty Ltd
Director

Dated this day of2023

The D & M Gibson Superannuation Fund
Statement of Taxable Income

For the year ended 30 June 2022

	2022
	\$
Benefits accrued as a result of operations	98,818.00
Less	
Increase in MV of investments	15,807.00
Non Taxable Contributions	142.00
Tax Adjustment - Capital Works Expenditure (D1)	360.00
	<u>16,309.00</u>
 SMSF Annual Return Rounding	 1.00
Taxable Income or Loss	<u>82,510.00</u>
Income Tax on Taxable Income or Loss	<u>12,376.50</u>
 CURRENT TAX OR REFUND	 <u>12,376.50</u>
Supervisory Levy	259.00
Income Tax Instalments Paid	(7,340.00)
AMOUNT DUE OR REFUNDABLE	<u>5,295.50</u>

The D & M Gibson Superannuation Fund

Operating Statement

For the year ended 30 June 2022

	Note	2022	2021
		\$	\$
Income			
Investment Income			
Dividends Received	10	0	765
Interest Received		2	29
Property Income	11	49,995	24,000
Investment Gains			
Changes in Market Values	12	15,807	26,507
Contribution Income			
Employer Contributions		56,369	42,489
Personal Non Concessional		64	0
Other Contributions		78	0
Transfers In		0	6,723
Total Income		<u>122,315</u>	<u>100,513</u>
Expenses			
Accountancy Fees		2,404	5,676
Administration Costs		300	1,200
ATO Supervisory Levy		259	518
Auditor's Remuneration		300	650
ASIC Fees		56	55
Depreciation		7,014	7,299
Property Expenses - Interest on Loans		5,990	6,658
Property Expenses - Loan fees		540	540
		<u>16,863</u>	<u>22,597</u>
Member Payments			
Life Insurance Premiums		6,635	5,684
Pensions Paid		0	10,000
Total Expenses		<u>23,498</u>	<u>38,280</u>
Benefits accrued as a result of operations before income tax			
		<u>98,818</u>	<u>62,233</u>
Income Tax Expense	13	14,012	8,658
Benefits accrued as a result of operations		<u>84,807</u>	<u>53,575</u>

Refer to compilation report

The D & M Gibson Superannuation Fund
Detailed Operating Statement

For the year ended 30 June 2022

	2022	2021
	\$	\$
Income		
Investment Income		
Dividends Received		
Harvey Norman Holdings Limited	0	436
National Australia Bank Limited	0	174
Westpac Banking Corporation	0	155
	<u>0</u>	<u>765</u>
Interest Received		
Cash at Bank - 12091025	2	29
	<u>2</u>	<u>29</u>
Property Income		
Unit 6, 3 Benjamin Way Rockingham	49,995	24,000
	<u>49,995</u>	<u>24,000</u>
Contribution Income		
Employer Contributions - Concessional		
Dean Allan Gibson	33,250	23,007
Melissa Gibson	23,119	19,482
	<u>56,369</u>	<u>42,489</u>
Personal Contributions - Non Concessional		
Dean Allan Gibson	64	0
	<u>64</u>	<u>0</u>
Other Contributions		
Dean Allan Gibson	78	0
	<u>78</u>	<u>0</u>
Transfers In		
Gibson, Melissa - Accumulation (Accumulation)	0	6,723
	<u>0</u>	<u>6,723</u>
Investment Gains		
Realised Movements in Market Value		
Shares in Listed Companies (Australian)		
Australia And New Zealand Banking Group Limited	0	3,560
Fenix Resources Ltd	0	395
Harvey Norman Holdings Limited	0	2,544
National Australia Bank Limited	0	1,939
Pilbara Minerals Limited	0	16,437
Ramsay Health Care Limited	0	(25)
Westpac Banking Corporation	0	2,781
	<u>0</u>	<u>27,631</u>
Unrealised Movements in Market Value		
Plant and Equipment (at written down value) - Unitised		
Solar Panels	245	272
Solar Panels - Refit	202	225
	<u>447</u>	<u>497</u>
Real Estate Properties (Australian - Non Residential)		
UNIT 6 IMPROVEMENTS	360	360
Unit 6, 3 Benjamin Way Rockingham	15,000	0

Refer to compilation report

The D & M Gibson Superannuation Fund
Detailed Operating Statement

For the year ended 30 June 2022

	2022	2021
	\$	\$
	<u>15,360</u>	<u>360</u>
Shares in Listed Companies (Australian)		
National Australia Bank Limited	0	(1,931)
Pilbara Minerals Limited	0	(1,230)
Ramsay Health Care Limited	0	151
Westpac Banking Corporation	0	1,030
	<u>0</u>	<u>(1,980)</u>
Other Investment Gains/Losses	0	(0)
Changes in Market Values	<u>15,807</u>	<u>26,507</u>
Total Income	<u>122,315</u>	<u>100,514</u>
Expenses		
Accountancy Fees	2,404	5,676
Administration Costs	300	1,200
ASIC Fees	56	55
ATO Supervisory Levy	259	518
Auditor's Remuneration	300	650
	<u>3,319</u>	<u>8,099</u>
Depreciation		
Rental- Capital Allowance	5,246	5,246
Rental- Plant	961	1,196
Solar Panels	245	272
Solar Panels - Refit	202	225
UNIT 6 IMPROVEMENTS	360	360
	<u>7,014</u>	<u>7,299</u>
Property Expenses - Interest on Loans		
Unit 6, 3 Benjamin Way Rockingham	5,990	6,658
	<u>5,990</u>	<u>6,658</u>
Property Expenses - Loan fees		
Unit 6, 3 Benjamin Way Rockingham	540	540
	<u>540</u>	<u>540</u>
Member Payments		
Life Insurance Premiums		
Gibson, Dean Allan - Accumulation (Accumulation)	4,776	3,999
Gibson, Melissa - Accumulation (Accumulation)	1,859	1,686
	<u>6,635</u>	<u>5,684</u>
Pensions Paid		
Gibson, Allan - Pension (Account Based Pension 2)	0	10,000
	<u>0</u>	<u>10,000</u>
Total Expenses	<u>23,498</u>	<u>38,281</u>

Refer to compilation report

The D & M Gibson Superannuation Fund
Detailed Operating Statement

For the year ended 30 June 2022

	2022	2021
	\$	\$
Benefits accrued as a result of operations before income tax	<u>98,818</u>	<u>62,233</u>
Income Tax Expense		
Income Tax Expense	14,011	8,658
Total Income Tax	<u>14,011</u>	<u>8,658</u>
Benefits accrued as a result of operations	<u>84,806</u>	<u>53,574</u>

Refer to compilation report

The D & M Gibson Superannuation Fund
Statement of Financial Position

As at 30 June 2022

	Note	2022 \$	2021 \$
Assets			
Investments			
Borrowing Costs	2	1,630	1,630
Plant and Equipment (at written down value)	3	102,214	108,421
Plant and Equipment (at written down value) - Unitised	4	4,967	4,967
Real Estate Properties (Australian - Non Residential)	5	493,354	478,354
Total Investments		<u>602,165</u>	<u>593,372</u>
Other Assets			
Cash at Bank - 12091025		2,898	2,432
GST Refundable		0	68
Total Other Assets		<u>2,898</u>	<u>2,500</u>
Total Assets		<u>605,063</u>	<u>595,872</u>
Less:			
Liabilities			
GST Payable		84	0
Income Tax Payable		5,445	1,639
PAYG Payable		2,435	0
Sundry Creditors		0	1,832
Deferred Tax Liability		11,393	9,758
Limited Recourse Borrowing Arrangements		168,754	190,433
Amounts owing to other persons		2,594	64
Total Liabilities		<u>190,705</u>	<u>203,726</u>
Net assets available to pay benefits		<u>414,358</u>	<u>392,146</u>
Represented by:			
Liability for accrued benefits allocated to members' accounts	7, 8		
Gibson, Dean Allan - Accumulation		234,352	187,852
Gibson, Melissa - Accumulation		180,006	144,662
Gibson, Allan - Pension (Account Based Pension 2)		0	59,632
Total Liability for accrued benefits allocated to members' accounts		<u>414,358</u>	<u>392,146</u>

Refer to compilation report

The D & M Gibson Superannuation Fund

Detailed Statement of Financial Position

As at 30 June 2022

	Note	2022	2021
		\$	\$
Assets			
Investments			
Borrowing Costs	2		
Unit 6, 3 Benjamin Way Rockingham - CBA		1,630	1,630
Plant and Equipment (at written down value)	3		
Capital Allowance Benjamin Way		89,488	94,734
Plant and Equipment - Benjamin Way		12,726	13,687
Plant and Equipment (at written down value) - Unitted	4		
Solar Panels		2,719	2,719
Solar Panels - Refit		2,248	2,248
Real Estate Properties (Australian - Non Residential)	5		
UNIT 6 IMPROVEMENTS		13,354	13,354
Unit 6, 3 Benjamin Way Rockingham		480,000	465,000
Total Investments		<u>602,165</u>	<u>593,372</u>
Other Assets			
Bank Accounts	6		
Cash at Bank - 12091025		2,898	2,432
GST Refundable		0	68
Total Other Assets		<u>2,898</u>	<u>2,500</u>
Total Assets		<u>605,063</u>	<u>595,872</u>
Less:			
Liabilities			
Amounts owing to other persons			
Banking Error 2019		0	64
LPR - Allan Gibson		2,594	0
GST Payable		84	0
Income Tax Payable		5,445	1,639
Limited Recourse Borrowing Arrangements			
Unit 6, 3 Benjamin Way Rockingham		168,754	190,433
PAYG Payable		2,435	0
Sundry Creditors		0	1,832
Deferred Tax Liability		11,393	9,758
Total Liabilities		<u>190,705</u>	<u>203,726</u>
Net assets available to pay benefits		<u>414,358</u>	<u>392,146</u>

Refer to compilation report

The D & M Gibson Superannuation Fund

Detailed Statement of Financial Position

As at 30 June 2022

	Note	2022	2021
		\$	\$
Represented By :			
Liability for accrued benefits allocated to members' accounts	7, 8		
Gibson, Dean Allan - Accumulation		234,354	187,852
Gibson, Melissa - Accumulation		180,006	144,662
Gibson, Allan - Pension (Account Based Pension 2)		0	59,632
Total Liability for accrued benefits allocated to members' accounts		<u>414,358</u>	<u>392,146</u>

Refer to compilation report

The D & M Gibson Superannuation Fund

Notes to the Financial Statements

For the year ended 30 June 2022

Note 1: Summary of Significant Accounting Policies

The trustees have prepared the financial statements on the basis that the superannuation fund is a non-reporting entity because there are no users dependent on general purpose financial statements. The financial statements are therefore special purpose financial statements that have been prepared in order to meet the requirements of the Superannuation Industry (Supervision) Act 1993 and associated Regulations, the trust deed of the fund and the needs of members.

The financial statements have been prepared on a cash basis and are based on historical costs, except for investments which have been measured at market value.

The following significant accounting policies, which are consistent with the policies applied in the previous period unless otherwise stated, have been adopted in the preparation of the financial statements.

The financial statements were authorised for issue by the Director(s).

a. Measurement of Investments

The fund initially recognises:

- (i) an investment when it controls the future economic benefits expected to flow from the asset. For financial assets, the trade date is considered to be the date on which control of the future economic benefits attributable to the asset passes to the fund; and
- (ii) a financial liability on the date it becomes a party to the contractual provisions of the instrument.

Investments of the fund have been measured at market value, which refers to the amount that a willing buyer could reasonably be expected to pay to acquire the asset from a willing seller if the following assumptions were made:

- that the buyer and the seller deal with each other at arm's length in relation to the sale;
- that the sale occurred after proper marketing of the asset; and
- that the buyer and the seller acted knowledgeably and prudentially in relation to the sale.

Market value has been determined as follows:

- (i) shares and other securities listed on the Australian Securities Exchange by reference to the relevant market quotations at the end of the reporting period;
- (ii) units in managed funds by reference to the unit redemption price at the end of the reporting period;
- (iii) fixed-interest securities by reference to the redemption price at the end of the reporting period;
- (iv) unlisted investments are stated at trustees' assessment based on estimated market value at balance date or where necessary, an external valuer's opinion; and
- (v) investment properties at the trustees' assessment of the market value or where necessary a qualified independent valuer's opinion at the end of reporting period.

Financial liabilities, such as trade creditors and other payables, are measured at the gross value of the outstanding balance at the end of the reporting period. The trustees have determined that the gross values of the fund's financial liabilities is equivalent to their market values. Any remeasurement changes in the gross values of non-current financial liabilities (including liabilities for members' accrued benefits) are recognised in the operating statement in the periods in which they occur.

b. Cash and Cash Equivalents

Cash and cash equivalents include cash on hand and at call, deposits with banks and short-term, highly liquid investments that are readily convertible to cash and subject to an insignificant risk of change in value.

c. Revenue

Revenue is recognised at the fair value of the consideration received or receivable.

Interest revenue

Interest revenue is recognised in respect of fixed-interest securities, and cash and cash equivalent balances. Interest revenue is recognised upon receipt.

The D & M Gibson Superannuation Fund

Notes to the Financial Statements

For the year ended 30 June 2022

Dividend revenue

Dividend revenue is recognised when the dividend has been paid or, in the case of dividend reinvestment schemes, when the dividend is credited to the benefit of the fund.

Rental revenue

Rental revenue arising from operating leases on investment properties is recognised upon receipt.

Distribution revenue

Distributions from unit trusts and managed funds are recognised as at the date the unit value is quoted ex-distribution and if not received at the end of the reporting period, are reflected in the statement of financial position as a receivable at market value.

Remeasurement changes in market values

Remeasurement changes in the market values of assets are recognised as income and determined as the difference between the market value at year-end or consideration received (if sold during the year) and the market value as at the prior year-end or cost (if acquired during the period).

d. Liability for Accrued Benefits

The liability for accrued benefits represents the fund's present obligation to pay benefits to members and beneficiaries, and has been calculated as the difference between the carrying amount of the assets and the carrying amount of the other payables and income tax liabilities as at the end of the reporting period.

e. Income Tax

The income tax expense (income) for the year comprises current income tax expense (income) and deferred tax expense (income).

Current tax expense charged to profit or loss is the tax payable on taxable income. Current tax liabilities (assets) are therefore measured at the amounts expected to be paid to (recovered from) the relevant taxation authority.

Deferred income tax expense reflects movements in deferred tax liability balances during the year as well as unused tax losses.

Except for business combinations, no deferred income tax is recognised from the initial recognition of an asset or liability where there is no effect on accounting or taxable profit or loss.

Deferred tax assets and liabilities are calculated at the tax rates that are expected to apply to the period when the asset is realised or the liability is settled, and their measurement also reflects the manner in which the trustees expect to recover or settle the carrying amount of the related asset or liability.

Deferred tax assets relating to temporary differences and unused tax losses are recognised only to the extent that it is probable that future taxable profit will be available against which the benefits of the deferred tax asset can be utilised.

Current tax assets and liabilities are offset where a legally enforceable right of set-off exists and it is intended that net settlement or simultaneous realisation and settlement of the respective asset and liability will occur. Deferred tax assets and liabilities are offset where: (i) a legally enforceable right of set-off exists; and (ii) the deferred tax assets and liabilities relate to income taxes levied by the same taxation authority on either the same taxable entity or different taxable entities, where it is intended that net settlement or simultaneous realisation and settlement of the respective asset and liability will occur in future periods in which significant amounts of deferred tax assets or liabilities are expected to be recovered or settled.

f. Goods and Services Tax (GST)

Revenues, expenses and assets are recognised net of the amount of GST, except where the amount of GST incurred is not recoverable from the Australian Taxation Office (ATO).

The net amount of GST recoverable from, or payable to, the ATO is included with other receivables or other payables in the statement of financial position.

The D & M Gibson Superannuation Fund

Notes to the Financial Statements

For the year ended 30 June 2022

g. Critical Accounting Estimates and Judgements

The preparation of financial statements requires the trustees to make judgements, estimates and assumptions that affect the application of accounting policies and the reported amounts of assets and liabilities, income and expenses. Actual results may differ from these estimates.

Estimates and underlying assumptions are reviewed on an ongoing basis. Revisions to accounting estimates are recognised in the period in which the estimate is revised and in any future period affected.

Note 2: Borrowing Costs

	2022 \$	2021 \$
Unit 6, 3 Benjamin Way Rockingham - CBA	1,630	1,630
	<hr/>	<hr/>
	1,630	1,630
	<hr/>	<hr/>

Note 3: Plant and Equipment (at written down value)

	2022 \$	2021 \$
Capital Allowance Benjamin Way	89,488	94,734
Plant and Equipment - Benjamin Way	12,726	13,687
	<hr/>	<hr/>
	102,214	108,421
	<hr/>	<hr/>

Note 4: Plant and Equipment (at written down value) - Unitised

	2022 \$	2021 \$
Solar Panels	2,719	2,719
Solar Panels - Refit	2,248	2,248
	<hr/>	<hr/>
	4,967	4,967
	<hr/>	<hr/>

Note 5: Real Estate Properties (Australian - Non Residential)

	2022 \$	2021 \$
UNIT 6 IMPROVEMENTS	13,354	13,354
Unit 6, 3 Benjamin Way Rockingham	480,000	465,000
	<hr/>	<hr/>
	493,354	478,354
	<hr/>	<hr/>

Note 7: Liability for Accrued Benefits

The D & M Gibson Superannuation Fund

Notes to the Financial Statements

For the year ended 30 June 2022

	2022 \$	2021 \$
Liability for accrued benefits at beginning of year	392,146	430,697
Benefits accrued as a result of operations	84,806	53,574
Current year member movements	(62,594)	(92,125)
Liability for accrued benefits at end of year	<u>414,359</u>	<u>392,146</u>

Note 8: Vested Benefits

Vested benefits are benefits that are not conditional upon continued membership of the fund (or any factor other than resignation from the plan) and include benefits which members were entitled to receive had they terminated their fund membership as at the end of the reporting period.

	2022 \$	2021 \$
Vested Benefits	<u>414,359</u>	<u>392,146</u>

Note 9: Guaranteed Benefits

No guarantees have been made in respect of any part of the liability for accrued benefits.

Note 10: Dividends

	2022 \$	2021 \$
Harvey Norman Holdings Limited	0	436
National Australia Bank Limited	0	174
Westpac Banking Corporation	0	155
	<u>0</u>	<u>765</u>

Note 11: Rental Income

	2022 \$	2021 \$
Unit 6, 3 Benjamin Way Rockingham	49,995	24,000
	<u>49,995</u>	<u>24,000</u>

Note 12: Changes in Market ValuesUnrealised Movements in Market Value

Refer to compilation report

The D & M Gibson Superannuation Fund

Notes to the Financial Statements

For the year ended 30 June 2022

	2022 \$	2021 \$
Plant and Equipment (at written down value) - Unitised		
Solar Panels	245	272
Solar Panels - Refit	202	225
	447	497
Real Estate Properties (Australian - Non Residential)		
UNIT 6 IMPROVEMENTS	360	360
Unit 6, 3 Benjamin Way Rockingham	15,000	0
	15,360	360
Shares in Listed Companies (Australian)		
National Australia Bank Limited	0	(1,931)
Pilbara Minerals Limited	0	(1,230)
Ramsay Health Care Limited	0	151
Westpac Banking Corporation	0	1,030
	0	(1,980)
Total Unrealised Movement	15,807	(1,123)
Realised Movements in Market Value		
	2022 \$	2021 \$
Shares in Listed Companies (Australian)		
Australia And New Zealand Banking Group Limited	0	3,560
Fenix Resources Ltd	0	395
Harvey Norman Holdings Limited	0	2,544
National Australia Bank Limited	0	1,939
Pilbara Minerals Limited	0	16,437
Ramsay Health Care Limited	0	(25)
Westpac Banking Corporation	0	2,781
	0	27,631
Total Realised Movement	0	27,631
Changes in Market Values	15,807	26,508

Refer to compilation report

The D & M Gibson Superannuation Fund

Notes to the Financial Statements

For the year ended 30 June 2022

Note 13: Income Tax Expense

	2022 \$	2021 \$
The components of tax expense comprise		
Current Tax	12,376	7,340
Deferred Tax Liability/Asset	1,635	1,317
Income Tax Expense	14,011	8,657

The prima facie tax on benefits accrued before income tax is reconciled to the income tax as follows:

Prima facie tax payable on benefits accrued before income tax at 15%	14,823	9,335
Less:		
Tax effect of:		
Non Taxable Contributions	21	0
Non Taxable Transfer In	0	1,008
Increase in MV of Investments	2,371	0
Exempt Pension Income	0	1,976
Realised Accounting Capital Gains	0	4,145
Tax Adjustment - Capital Works Expenditure (D1)	54	54
Add:		
Tax effect of:		
Decrease in MV of Investments	0	168
SMSF Non-Deductible Expenses	0	996
Pension Payments	0	1,500
Franking Credits	0	49
Net Capital Gains	0	2,803
Rounding	(1)	0
Income Tax on Taxable Income or Loss	12,376	7,668
Less credits:		
Franking Credits	0	328
Current Tax or Refund	12,376	7,340

The D & M Gibson Superannuation Fund

Members Statement

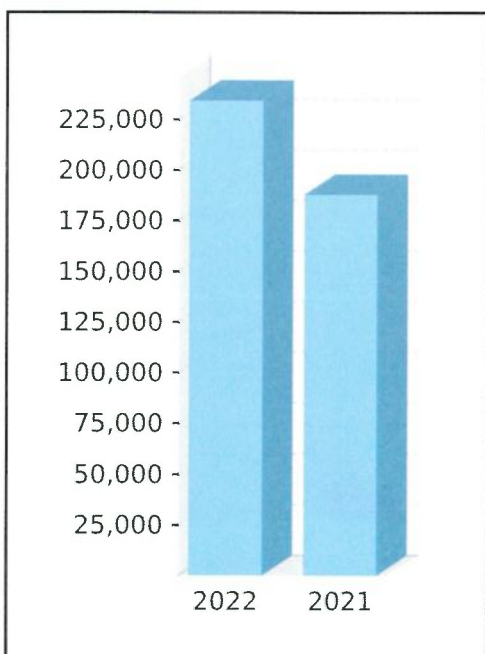
Dean Allan Gibson
 120 Churcher Rd
 Baldivis, Western Australia, 6171, Australia

Your Details

Date of Birth :	Provided	Nominated Beneficiaries:	Melissa Gibson
Age:	45	Nomination Type:	N/A
Tax File Number:	Provided	Vested Benefits:	234,353
Date Joined Fund:	24/08/2012	Total Death Benefit:	1,083,803
Service Period Start Date:		Current Salary:	0
Date Left Fund:		Previous Salary:	0
Member Code:	GIBDEA00001A	Disability Benefit:	849,450
Account Start Date:	24/08/2012		
Account Phase:	Accumulation Phase		
Account Description:	Accumulation		

Your Balance

Total Benefits	234,353
<u>Preservation Components</u>	
Preserved	234,353
Unrestricted Non Preserved	
Restricted Non Preserved	
<u>Tax Components</u>	
Tax Free	279
Taxable	234,074
Investment Earnings Rate	10%



Your Detailed Account Summary

	This Year	Last Year
Opening balance at 01/07/2021	187,852	163,301
<u>Increases to Member account during the period</u>		
Employer Contributions	33,250	23,007
Personal Contributions (Concessional)		
Personal Contributions (Non Concessional)	64	
Government Co-Contributions	78	
Other Contributions		
Proceeds of Insurance Policies		
Transfers In		
Net Earnings	25,839	10,389
Internal Transfer In		
<u>Decreases to Member account during the period</u>		
Pensions Paid		
Contributions Tax	4,988	3,451
Income Tax	2,966	1,396
No TFN Excess Contributions Tax		
Excess Contributions Tax		
Refund Excess Contributions		
Division 293 Tax		
Insurance Policy Premiums Paid	4,776	3,999
Management Fees		
Member Expenses		
Benefits Paid/Transfers Out		
Superannuation Surcharge Tax		
Internal Transfer Out		
Closing balance at 30/06/2022	234,353	187,851

The D & M Gibson Superannuation Fund

Members Statement

Trustee's Disclaimer

This statement has been prepared by the Trustee for the member whose name appears at the top of this statement. Every effort has been made by the Trustee to ensure the accuracy and completeness of this Statement. The Trustee does not accept any liability for any error, omission or misprint. All amounts shown in relation to benefits do not take into account any amounts which may be withheld to satisfy the requirements imposed by the Income Tax Assessment Act 1936.

Signed by all the trustees of the fund

Dean Gibson

Dean Gibson (May 6, 2023 10:13 GMT+8)

Dean Allan Gibson
Director



melissa gibson (May 10, 2023 20:17 GMT+8)

Melissa Gibson
Director



Allan Gibson
Director

The D & M Gibson Superannuation Fund

Members Statement

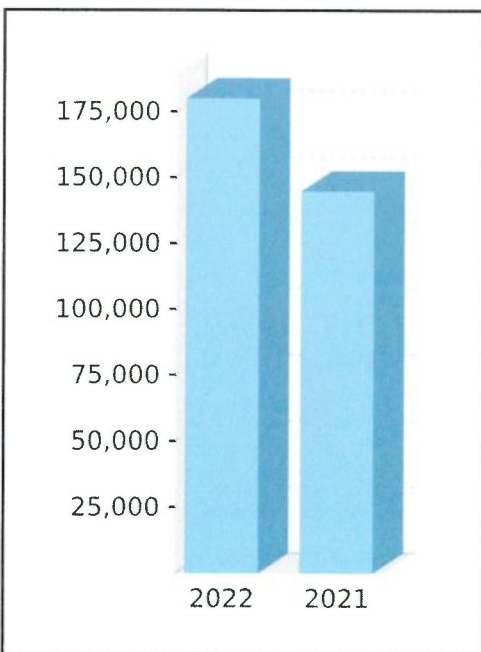
Melissa Gibson
 65 Colonial Blvd
 Baldvis, Western Australia, 6171, Australia

Your Details

Date of Birth :	Provided	Nominated Beneficiaries:	Dean Allan Gibson
Age:	38	Nomination Type:	N/A
Tax File Number:	Provided	Vested Benefits:	180,006
Date Joined Fund:	24/08/2012	Total Death Benefit:	1,029,456
Service Period Start Date:	23/02/2013	Current Salary:	0
Date Left Fund:		Previous Salary:	0
Member Code:	GIBMEL00001A	Disability Benefit:	849,450
Account Start Date:	24/08/2012		
Account Phase:	Accumulation Phase		
Account Description:	Accumulation		

Your Balance

Total Benefits	180,006
<u>Preservation Components</u>	
Preserved	180,006
Unrestricted Non Preserved	
Restricted Non Preserved	
<u>Tax Components</u>	
Tax Free	
Taxable	180,006
Investment Earnings Rate	10%



Your Detailed Account Summary

	This Year	Last Year
Opening balance at 01/07/2021	144,662	116,845
<u>Increases to Member account during the period</u>		
Employer Contributions	23,119	19,482
Personal Contributions (Concessional)		
Personal Contributions (Non Concessional)		
Government Co-Contributions		
Other Contributions		
Proceeds of Insurance Policies		
Transfers In		6,723
Net Earnings	20,142	7,437
Internal Transfer In		
<u>Decreases to Member account during the period</u>		
Pensions Paid		
Contributions Tax	3,468	2,922
Income Tax	2,590	1,217
No TFN Excess Contributions Tax		
Excess Contributions Tax		
Refund Excess Contributions		
Division 293 Tax		
Insurance Policy Premiums Paid	1,859	1,686
Management Fees		
Member Expenses		
Benefits Paid/Transfers Out		
Superannuation Surcharge Tax		
Internal Transfer Out		
Closing balance at 30/06/2022	180,006	144,662

The D & M Gibson Superannuation Fund

Members Statement

Trustee's Disclaimer

This statement has been prepared by the Trustee for the member whose name appears at the top of this statement. Every effort has been made by the Trustee to ensure the accuracy and completeness of this Statement. The Trustee does not accept any liability for any error, omission or misprint. All amounts shown in relation to benefits do not take into account any amounts which may be withheld to satisfy the requirements imposed by the Income Tax Assessment Act 1936.

Signed by all the trustees of the fund

Dean Gibson

Dean Gibson (May 6, 2023 10:13 GMT+8)

Dean Allan Gibson
Director



melissa gibson (May 10, 2023 20:17 GMT+8)

Melissa Gibson
Director

Allan Gibson

Allan Gibson
Director

The D & M Gibson Superannuation Fund

Members Statement

Allan Gibson
 3 Vista Grove
 Mt Nasura, Western Australia, 6112, Australia

Your Details

Date of Birth :	Provided	Date of Death:	10/04/2021
Age at Death:	72	Nominated Beneficiaries:	N/A
Tax File Number:	Provided	Nomination Type:	N/A
Date Joined Fund:	10/06/2013	Vested Benefits:	
Service Period Start Date:	10/06/2013	Total Death Benefit:	200,000
Date Left Fund:		Current Salary:	0
Member Code:	GIBALL00001P	Previous Salary:	0
Account Start Date:	01/07/2015	Disability Benefit:	0
Account Phase:	Retirement Phase		
Account Description:	Pension		

Your Balance


Total Benefits

Preservation Components

Preserved
 Unrestricted Non Preserved
 Restricted Non Preserved

Tax Components

Tax Free (23.77%) (9,813)
 Taxable 9,813
 Investment Earnings Rate 0%



Your Detailed Account Summary

	This Year	Last Year
Opening balance at 01/07/2021		
<u>Increases to Member account during the period</u>		
Employer Contributions		
Personal Contributions (Concessional)		
Personal Contributions (Non Concessional)		
Government Co-Contributions		
Other Contributions		
Proceeds of Insurance Policies		
Transfers In		
Net Earnings		
Internal Transfer In		
<u>Decreases to Member account during the period</u>		
Pensions Paid		
Contributions Tax		
Income Tax		
No TFN Excess Contributions Tax		
Excess Contributions Tax		
Refund Excess Contributions		
Division 293 Tax		
Insurance Policy Premiums Paid		
Management Fees		
Member Expenses		
Benefits Paid/Transfers Out		
Superannuation Surcharge Tax		
Internal Transfer Out		
Closing balance at 30/06/2022	0	0

The D & M Gibson Superannuation Fund

Members Statement

Trustee's Disclaimer

This statement has been prepared by the Trustee for the member whose name appears at the top of this statement. Every effort has been made by the Trustee to ensure the accuracy and completeness of this Statement. The Trustee does not accept any liability for any error, omission or misprint. All amounts shown in relation to benefits do not take into account any amounts which may be withheld to satisfy the requirements imposed by the Income Tax Assessment Act 1936.

Signed by all the trustees of the fund

Dean Gibson

Dean Gibson (May 6, 2023 10:13 GMT+8)

Dean Allan Gibson
Director



melissa gibson (May 10, 2023 20:17 GMT+8)

Melissa Gibson
Director



Allan Gibson
Director

The D & M Gibson Superannuation Fund

Members Statement

Allan Gibson
 3 Vista Grove
 Mt Nasura, Western Australia, 6112, Australia

Your Details

Date of Birth :	Provided	Date of Death:	10/04/2021
Age at Death:	72	Nominated Beneficiaries:	N/A
Tax File Number:	Provided	Nomination Type:	N/A
Date Joined Fund:	10/06/2013	Vested Benefits:	
Service Period Start Date:		Total Death Benefit:	0
Date Left Fund:		Current Salary:	0
Member Code:	GIBALL00002A	Previous Salary:	0
Account Start Date:	10/06/2013	Disability Benefit:	0
Account Phase:	Accumulation Phase		
Account Description:	Accumulation		

Your Balance


Total Benefits

Preservation Components

Preserved
 Unrestricted Non Preserved
 Restricted Non Preserved

Tax Components

Tax Free	(498)
Taxable	498
Investment Earnings Rate	0%



Your Detailed Account Summary

	This Year	Last Year
Opening balance at 01/07/2021		
<u>Increases to Member account during the period</u>		
Employer Contributions		
Personal Contributions (Concessional)		
Personal Contributions (Non Concessional)		
Government Co-Contributions		
Other Contributions		
Proceeds of Insurance Policies		
Transfers In		
Net Earnings		
Internal Transfer In		
<u>Decreases to Member account during the period</u>		
Pensions Paid		
Contributions Tax		
Income Tax		
No TFN Excess Contributions Tax		
Excess Contributions Tax		
Refund Excess Contributions		
Division 293 Tax		
Insurance Policy Premiums Paid		
Management Fees		
Member Expenses		
Benefits Paid/Transfers Out		
Superannuation Surcharge Tax		
Internal Transfer Out		
Closing balance at 30/06/2022	0	0

The D & M Gibson Superannuation Fund

Members Statement

Trustee's Disclaimer

This statement has been prepared by the Trustee for the member whose name appears at the top of this statement. Every effort has been made by the Trustee to ensure the accuracy and completeness of this Statement. The Trustee does not accept any liability for any error, omission or misprint. All amounts shown in relation to benefits do not take into account any amounts which may be withheld to satisfy the requirements imposed by the Income Tax Assessment Act 1936.

Signed by all the trustees of the fund

Dean Gibson

Dean Gibson (May 6, 2023 10:13 GMT+8)

Dean Arian Gibson
Director



melissa gibson (May 10, 2023 20:17 GMT+8)

Melissa Gibson
Director



Arian Gibson
Director

The D & M Gibson Superannuation Fund

Members Statement

Allan Gibson
 3 Vista Grove
 Mt Nasura, Western Australia, 6112, Australia

Your Details

Date of Birth :	Provided	Date of Death:	10/04/2021
Age at Death:	72	Nominated Beneficiaries:	N/A
Tax File Number:	Provided	Nomination Type:	N/A
Date Joined Fund:	10/06/2013	Vested Benefits:	
Service Period Start Date:		Total Death Benefit:	0
Date Left Fund:		Current Salary:	0
Member Code:	GIBALL00018P	Previous Salary:	0
Account Start Date:	11/10/2018	Disability Benefit:	0
Account Phase:	Retirement Phase		
Account Description:	Account Based Pension 2		

Your Balance

Total Benefits

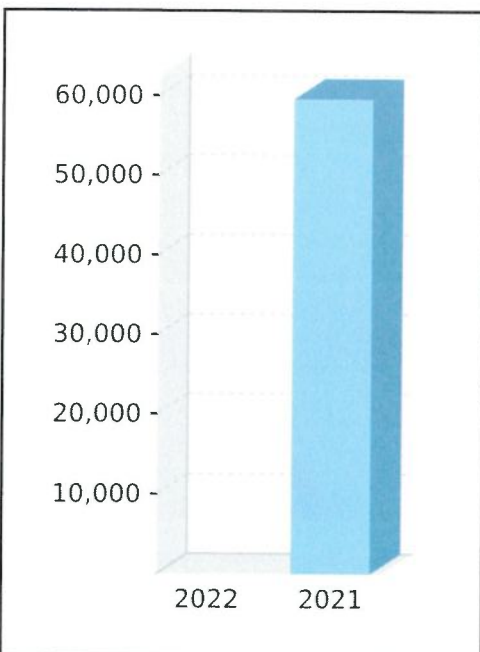
Preservation Components

Preserved
 Unrestricted Non Preserved
 Restricted Non Preserved

Tax Components

Tax Free (0.00%)
 Taxable

Investment Earnings Rate 0%



Your Detailed Account Summary

	This Year	Last Year
Opening balance at 01/07/2021	59,632	150,551
<u>Increases to Member account during the period</u>		
Employer Contributions		
Personal Contributions (Concessional)		
Personal Contributions (Non Concessional)		
Government Co-Contributions		
Other Contributions		
Proceeds of Insurance Policies		
Transfers In		
Net Earnings	2,962	11,206
Internal Transfer In		
<u>Decreases to Member account during the period</u>		
Pensions Paid		10,000
Contributions Tax		
Income Tax		
No TFN Excess Contributions Tax		
Excess Contributions Tax		
Refund Excess Contributions		
Division 293 Tax		
Insurance Policy Premiums Paid		
Management Fees		
Member Expenses		
Benefits Paid/Transfers Out	62,594	92,125
Superannuation Surcharge Tax		
Internal Transfer Out		
Closing balance at 30/06/2022	0	59,632

The D & M Gibson Superannuation Fund

Members Statement

Trustee's Disclaimer

This statement has been prepared by the Trustee for the member whose name appears at the top of this statement. Every effort has been made by the Trustee to ensure the accuracy and completeness of this Statement. The Trustee does not accept any liability for any error, omission or misprint. All amounts shown in relation to benefits do not take into account any amounts which may be withheld to satisfy the requirements imposed by the Income Tax Assessment Act 1936.

Signed by all the trustees of the fund

Dean Gibson

Dean Gibson (May 6, 2023 10:13 GMT+8)

Dean Allan Gibson
Director



melissa gibson (May 10, 2023 20:17 GMT+8)

Melissa Gibson
Director



Allan Gibson
Director

The D & M Gibson Superannuation Fund Investment Summary Report

As at 30 June 2022

Investment	Units	Market Price	Market Value	Average Cost	Accounting Cost	Unrealised Gain/(Loss)	Gain/(Loss)%	Portfolio Weight%
Borrowing Costs								
THED0004_ Unit 6, 3 Benjamin Way UNIT6,3BEN Rockingham - CBA J	1.00	1,629.550000	1,629.55	1,629.55	1,629.55	0.00	0.00 %	0.27 %
Cash/Bank Accounts			1,629.55		1,629.55	0.00	0.00 %	0.27 %
Cash at Bank - 12091025		2,897.980000	2,897.98	2,897.98	2,897.98			0.48 %
Plant and Equipment (at written down value)			2,897.98		2,897.98			0.48 %
Capital Allowance Benjamin Way		89,488.000000	89,488.00	89,488.00	89,488.00			14.79 %
Plant and Equipment - Benjamin Way		12,726.000000	12,726.00	12,726.00	12,726.00			2.10 %
		102,214.00	102,214.00		102,214.00			16.89 %
Plant and Equipment (at written down value) - Unitised								
THED0004_ Solar Panels SOLARPANE LS	1.00	2,718.940000	2,718.94	4,446.37	4,446.37	(1,727.43)	(38.85) %	0.45 %
THED004_S Solar Panels - Refit OLARPANEL S2	1.00	2,248.270000	2,248.27	3,376.36	3,376.36	(1,128.09)	(33.41) %	0.37 %
		4,967.21	4,967.21		7,822.73	(2,855.52)	(36.50) %	0.82 %
Real Estate Properties (Australian - Non Residential)								
UNIT 6 LEASEHOLD IMPROVE	1.00	13,354.380000	13,354.38	13,694.72	13,694.72	(340.34)	(2.49) %	2.21 %
UNIT63BEN Unit 6, 3 Benjamin Way Rockingham	1.00	480,000.000000	480,000.00	416,567.45	416,567.45	63,432.55	15.23 %	79.33 %
		493,354.38	493,354.38		430,262.17	63,092.21	14.66 %	81.54 %
		605,063.12	605,063.12		544,826.43	60,236.69	11.06 %	100.00 %

The D & M Gibson Superannuation Fund
Investment Performance

As at 30 June 2022

Investment	Opening Value	Purchases / Additions	Sales / Reductions	Closing Value	Realised Market Gain	Unrealised Market Gain	Net Income	Income and Market Gain	Return %
Bank Accounts									
Cash at Bank - 12091025	2,432.47	0.00	0.00	2,897.98	0.00	0.00	1.51	1.51	0.06 %
	2,432.47	0.00	0.00	2,897.98	0.00	0.00	1.51	1.51	0.06 %
Borrowing Costs									
THED0004_ Unit 6, 3 Benjamin Way Rockingham - CBA	1,629.55	0.00	0.00	1,629.55	0.00	0.00	0.00	0.00	0.00 %
	1,629.55	0.00	0.00	1,629.55	0.00	0.00	0.00	0.00	0.00 %
Plant and Equipment (at written down value)									
Capital Allowance Benjamin Way	94,734.00	0.00	5,246.00	89,488.00	0.00	0.00	0.00	0.00	0.00 %
Plant and Equipment - Benjamin Way	13,687.00	0.00	961.00	12,726.00	0.00	0.00	0.00	0.00	0.00 %
	108,421.00	0.00	6,207.00	102,214.00	0.00	0.00	0.00	0.00	0.00 %
Plant and Equipment (at written down value) - Unfitised									
THED0004_ Solar Panels	2,718.94	0.00	0.00	2,718.94	0.00	0.00	(244.71)	(244.71)	(9.00) %
THED004_S Solar Panels - Refit	2,248.27	0.00	0.00	2,248.27	0.00	0.00	(202.34)	(202.34)	(9.00) %
	4,967.21	0.00	0.00	4,967.21	0.00	0.00	(447.05)	(447.05)	(9.00) %
Real Estate Properties (Australian - Non Residential)									
UNIT 6 UNIT 6 IMPROVEMENTS	13,354.38	0.00	360.39	13,354.38	0.00	360.39	(360.39)	0.00	0.00 %
UNIT63BEN Unit 6, 3 Benjamin Way Rockingham	465,000.00	0.00	0.00	480,000.00	0.00	15,000.00	43,465.28	58,465.28	12.57 %
	478,354.38	0.00	360.39	493,354.38	0.00	15,360.39	43,104.89	58,465.28	12.23 %
	595,804.61	0.00	6,567.39	605,063.12	0.00	15,360.39	42,659.35	58,019.74	9.85 %

The D & M Gibson Superannuation Fund
Investment Movement Report

As at 30 June 2022

Investment	Opening Balance		Additions		Disposals		Closing Balance	
	Units	Cost	Units	Cost	Units	Cost	Units	Cost
Bank Accounts								
Cash at Bank - 12091025		2,432.47		117,017.29		(116,551.78)		2,897.98
		2,432.47		117,017.29		(116,551.78)		2,897.98
Borrowing Costs								
THED0004_UNIT6,3BENJ - Unit 6, 3 Benjamin Way Rockingham - CBA	1.00	1,629.55					1.00	1,629.55
		1,629.55						1,629.55
Plant and Equipment (at written down value)								
00012 - Capital Allowance Benjamin Way		94,734.00				(5,246.00)		89,488.00
00021 - Plant and Equipment - Benjamin Way		13,687.00				(961.00)		12,726.00
		108,421.00				(6,207.00)		102,214.00
Plant and Equipment (at written down value) - Unifised								
THED0004_SOLARPANELS - Solar Panels	1.00	4,446.37					1.00	4,446.37
THED004_SOLARPANELS2 - Solar Panels - Refit	1.00	3,376.36					1.00	3,376.36
		7,822.73						7,822.73
Real Estate Properties (Australian - Non Residential)								
UNIT 6 IMPROVEMENTS - UNIT 6 IMPROVEMENTS								4,967.21

The D & M Gibson Superannuation Fund
Investment Movement Report

As at 30 June 2022

Investment	Opening Balance		Additions		Disposals		Accounting Profit/(Loss)		Closing Balance		Market Value
	Units	Cost	Units	Cost	Units	Cost	Profit/(Loss)	Units	Cost		
	1.00	14,055.11				(360.39)	0.00	1.00	13,694.72		13,354.38
UNIT63BEN - Unit 6, 3 Benjamin Way Rockingham	1.00	416,567.45						1.00	416,567.45		480,000.00
		430,622.56				(360.39)	0.00		430,262.17		493,354.38
		550,928.31		117,017.29		(123,119.17)	0.00		544,826.43		605,063.12

The D & M Gibson Superannuation Fund

Detailed Schedule of Fund Assets

As at 30 June 2022

Transaction Date	Description	Units	Amount \$
<u>Borrowing Costs (76201)</u>			
<u>Unit 6. 3 Benjamin Way Rockingham - CBA (THED0004_UNIT6.3BENJ)</u>			
16/02/2015	MIS: Transfer to CBA A transfer	1.00	1,950.00
16/02/2015	GST adjustment at 30/06/2015	0.00	(177.27)
30/06/2015	To account for years borrowing costs	0.00	(143.18)
		1.00	1,629.55
<u>Plant and Equipment (at written down value) (76500)</u>			
<u>Capital Allowance Benjamin Way (00012)</u>			
30/06/2019	Depreciation expense and also closing balances of plant and equipment / capital allowance assets		105,226.00
30/06/2020	Depreciation expense 2019/20		(5,246.00)
30/06/2021	Depreciation expense 2020/21		(5,246.00)
30/06/2022	Processing depreciation expense for 2021-22		(5,246.00)
		0.00	89,488.00
<u>Plant and Equipment - Benjamin Way (00021)</u>			
30/06/2019	Depreciation expense and also closing balances of plant and equipment / capital allowance assets		16,392.00
30/06/2020	Depreciation expense 2019/20		(1,509.00)
30/06/2021	Depreciation expense 2020/21		(1,196.00)
30/06/2022	Processing depreciation expense for 2021-22		(961.00)
		0.00	12,726.00
<u>Plant and Equipment (at written down value) - Unitised (76550)</u>			
<u>Solar Panels (THED0004_SOLARPANELS)</u>			
05/08/2015	Transfer to other Bank NetBank Solar Panels T4181BL Ref: Transferto - Account 765 does not exist	0.73	3,500.00
05/08/2015	GST adjustment at 30/06/2016	0.00	(318.18)
20/05/2016	MIS: NETBANK BPAY True Value Solar - Account 765 does not exist	0.10	500.00
20/05/2016	Deposit transferred on completion of solar panels	0.17	810.00
20/05/2016	GST adjustment at 30/06/2016	0.00	(45.45)
30/06/2016	Depreciation for the period 01/07/2015 to 30/06/2016		(302.27)
30/06/2017	Depreciation for the period {2017}		(414.41)
30/06/2018	Depreciation for the period {2018}		(372.97)
30/06/2019	Depreciation for the period {2019}		(335.67)
30/06/2020	Depreciation for the period {2020}		(302.11)
30/06/2021	Depreciation for the period {2021}		(271.89)
30/06/2021	Revaluation - 30/06/2020 @ \$2,718.940000 (Net Asset Value) - 1.000000 Units on hand		271.89
30/06/2022	Depreciation for the period {2022}		(244.71)
30/06/2022	Revaluation - 30/06/2020 @ \$2,718.940000 (Net Asset Value) - 1.000000 Units on hand		244.71
		1.00	2,718.94
<u>Solar Panels - Refit (THED004_SOLARPANELS2)</u>			
19/08/2016	765/001 MIS: Transfer to other T474742 solar	1.00	3,376.36
30/06/2017	Depreciation for the period {2017}		(292.31)
30/06/2018	Depreciation for the period {2018}		(308.41)
30/06/2019	Depreciation for the period {2019}		(277.56)
30/06/2020	Depreciation for the period {2020}		(249.81)
30/06/2021	Depreciation for the period {2021}		(224.83)
30/06/2021	Revaluation - 30/06/2020 @ \$2,248.270000 (Net Asset Value) -		224.83

The D & M Gibson Superannuation Fund

Detailed Schedule of Fund Assets

As at 30 June 2022

Transaction Date	Description	Units	Amount \$
	1.000000 Units on hand		
30/06/2022	Depreciation for the period {2022}		(202.34)
30/06/2022	Revaluation - 30/06/2020 @ \$2,248.270000 (Net Asset Value) - 1.000000 Units on hand		202.34
		1.00	2,248.27
<u>Real Estate Properties (Australian - Non Residential) (77250)</u>			
<u>UNIT 6 IMPROVEMENTS (UNIT 6 IMPROVEMENTS)</u>			
18/07/2017	772/002 Transfer to other Bank CommBank app 2627 gibson	1.00	12,653.00
14/08/2017	772/002 Transfer to other Bank NetBank Balustrade	0.00	1,762.50
30/06/2018	Depreciation - Capital Works Expenditure Adjustment - 30/06/2018		0.00
30/06/2018	Capital Improvements - Balustrades depreciation 2017/18		(340.34)
30/06/2019	Depreciation - Capital Works Expenditure Adjustment - 30/06/2019		0.00
30/06/2019	Depreciation - Unit 6 Improvements		(360.39)
30/06/2020	Depreciation - Capital Works Expenditure Adjustment - 30/06/2020		0.00
30/06/2020	Depreciation for Unit 6 Improvements		(360.39)
30/06/2021	Depreciation - Capital Works Expenditure Adjustment - 30/06/2021		0.00
30/06/2021	Depreciation expense 2020/21	0.00	(360.39)
30/06/2021	Revaluation - 30/06/2020 @ \$13,354.380000 (Net Asset Value) - 1.000000 Units on hand		360.39
30/06/2022	Depreciation - Capital Works Expenditure Adjustment - 30/06/2022		0.00
30/06/2022	Processing depreciation expense for 2021-22	0.00	(360.39)
30/06/2022	Revaluation - 30/06/2020 @ \$13,354.380000 (Net Asset Value) - 1.000000 Units on hand		360.39
		1.00	13,354.38
<u>Unit 6. 3 Benjamin Way Rockingham (UNIT63BEN)</u>			
21/10/2014	D M Gibson Super DE INVALID BSB	0.00	(1,000.00)
21/10/2014	MIS: Transfer to other D M Gibson Super	0.00	1,000.00
12/02/2015	MIS: MISCELLANEOUS	0.00	160.00
12/02/2015	M T: Transfer Out Admin SETT FUNDS	0.00	162,851.37
12/02/2015	Settlement Fees	0.00	1,347.50
12/02/2015	Purchase	1.00	256,941.09
12/02/2015	Purchase of Property balance	0.00	999.99
12/02/2015	GST adjustment at 30/06/2015	0.00	(122.50)
30/06/2015	To account for tax depreciation	0.00	(5,610.00)
30/06/2015	Market valuation adjustment at 30/06/2015		30.62
21/06/2016	Depreciation to 30th June 2016		(11,649.00)
30/06/2016	Market valuation adjustment at 30/06/2016		10,301.50
15/09/2016	772/002 MIS: Transfer to other 0175 Podium [Drawings]		780.00
10/10/2016	772/002 MIS: Transfer to CBA A Engineering		2,010.00
20/12/2016	772/002 MIS: Transfer to other Podium Consulting [Drawings]		2,610.00
14/03/2017	772/002 MIS: Transfer to CBA A DA Planning Fees		247.27
22/03/2017	772/002 Transfer to other Bank NetBank Mezzanine Drawings		4,940.00
29/03/2017	772/002 Transfer to CBA A-c NetBank Kitchen Ikea		818.86
11/04/2017	772/002 Transfer to other Bank NetBank Steel etc		7,622.75
12/04/2017	772/002 Transfer to other Bank CommBank app rhs steel		245.45
25/04/2017	772/002 Transfer to other Bank CommBank app gibson 255		7,622.75
25/04/2017	772/002 Transfer to other Bank CommBank app gibson 260		591.25
29/04/2017	772/002 Transfer to CBA A-c NetBank steel stairs		416.91
29/04/2017	772/002 Transfer to CBA A-c NetBank 72 Plumbing		800.00

The D & M Gibson Superannuation Fund

Detailed Schedule of Fund Assets

As at 30 June 2022

Transaction Date	Description	Units	Amount \$
02/05/2017	772/002 Transfer to CBA A-c NetBank Bunnings stairs		2,683.64
02/05/2017	772/002 Transfer to CBA A-c NetBank Allwood Tim Stairs		2,399.87
07/05/2017	772/002 Transfer to other Bank CommBank app gibson		11,003.52
12/05/2017	772/002 Transfer to other Bank NetBank 251 Gibson Fitout		15,000.00
16/05/2017	772/002 Transfer to other Bank NetBank Builder		3,000.00
19/05/2017	772/002 Transfer to CBA A-c NetBank Plumbing		1,100.00
28/05/2017	772/002 Transfer to other Bank CommBank app 1244		154.22
08/06/2017	772/002 Transfer to other Bank NetBank Fitout Morris		30,007.00
09/06/2017	772/002 nab cards NetBank BPAY 10086474 CC payments receipt [Various receipts]		1,268.01
13/06/2017	772/002 Transfer to other Bank CommBank app invoice stairs		2,584.00
14/06/2017	772/002 Transfer to other Bank NetBank Timber steps		69.17
26/06/2017	772/002 Transfer to CBA A-c CommBank app 114 gibson		15,967.27
30/06/2017	772/002 Transfer to CBA A-c NetBank SA Plumbing		245.45
30/06/2017	772/002 nab cards CommBank app BPAY 10086474 stair expenses		6,543.12
30/06/2017	Depreciation as per Schedule		(9,811.00)
30/06/2017	Depreciation on Capital Improvemtns		(20.67)
30/06/2017	Revaluation - 30/06/2017 @ \$594,035.000000 (Exit) - 1.000000 Units on hand		67,885.59
30/06/2017	Create Entries - Capital Works Expenditure Adjustment - 30/06/2017		0.00
11/07/2017	772/002 Transfer to CBA A-c CommBank app 103 gibson plumbing		120.00
30/06/2018	Capital allowance depreciation and also plant depreciation for 2017/18		(8,552.00)
30/06/2018	Revaluation - 30/06/2018 @ \$594,035.000000 (Exit) - 1.000000 Units on hand		8,432.00
30/06/2019	Depreciation expense and also closing balances of plant and equipment / capital allowance assets		(130,146.00)
30/06/2019	Revaluation - 30/06/2019 @ \$500,000.000000 (Exit) - 1.000000 Units on hand		36,111.00
30/06/2020	Revaluation - 30/06/2020 @ \$465,000.000000 (Exit) - 1.000000 Units on hand		(35,000.00)
30/06/2022	Revaluation - 30/06/2022 @ \$480,000.000000 (Exit) - 1.000000 Units on hand		15,000.00
		1.00	480,000.00

Shares in Listed Companies (Australian) (77600)

AMP Limited (AMP.AX)

30/05/2018	COMMSEC COMMONWEALTH SEC - Bought 2577 AMP Shares and also 372 NAB Shares	2,577.00	10,011.57
30/06/2018	Revaluation - 29/06/2018 @ \$3.560000 (System Price) - 2,577.000000 Units on hand		(837.45)
16/08/2018	Revaluation - 16/08/2018 @ \$3.440000 (System Price) - 2,577.000000 Units on hand		(309.24)
17/08/2018	Revaluation - 17/08/2018 @ \$3.430000 (System Price) - 2,577.000000 Units on hand		(25.77)
20/09/2018	Revaluation - 20/09/2018 @ \$3.210000 (System Price) - 2,577.000000 Units on hand		(566.94)
21/09/2018	Revaluation - 21/09/2018 @ \$3.220000 (System Price) - 2,577.000000 Units on hand		25.77
10/10/2018	Revaluation - 10/10/2018 @ \$3.050000 (System Price) - 2,577.000000 Units on hand		(438.09)
24/12/2018	COMMSEC COMMONWEALTH SEC	4,237.00	10,019.27
30/06/2019	Revaluation - 28/06/2019 @ \$2.120000 (System Price) - 6,814.000000 Units on hand		(3,433.44)
19/08/2019	NETBANK BPAY CIS - AMP SPP 2019	9,375.00	15,000.00
21/09/2019	Revaluation - 20/09/2019 @ \$1.855000 (System Price) - 16,189.000000 Units on hand		584.92

The D & M Gibson Superannuation Fund

Detailed Schedule of Fund Assets

As at 30 June 2022

Transaction Date	Description	Units	Amount \$
19/11/2019	COMMSEC COMMONWEALTH SEC	(8,000.00)	(21,928.44)
19/11/2019	Unrealised Gain writeback as at 19/11/2019		2,759.98
31/01/2020	Revaluation - 30/01/2020 @ \$1.830000 (System Price) - 8,189.000000 Units on hand		4,708.65
15/02/2020	Revaluation - 14/02/2020 @ \$1.825000 (System Price) - 8,189.000000 Units on hand		(625.86)
29/02/2020	Revaluation - 28/02/2020 @ \$1.675000 (System Price) - 8,189.000000 Units on hand		(1,269.29)
30/04/2020	Revaluation - 29/04/2020 @ \$1.340000 (System Price) - 8,189.000000 Units on hand		(2,743.32)
25/05/2020	COMMSEC COMMONWEALTH SEC	(8,189.00)	(13,102.40)
25/05/2020	Unrealised Gain writeback as at 25/05/2020		2,129.14
29/06/2020	Revaluation - 29/06/2020 @ \$0.000000 - 0.000000 Units on hand		40.94
		0.00	0.00
<u>Australia And New Zealand Banking Group Limited (ANZ.AX)</u>			
08/07/2016	776/013 ANZ 440 @ 22.705	440.00	10,008.79
30/12/2016	491 ANZ 440 @ 30.86	(440.00)	(10,008.79)
07/06/2018	COMMSEC COMMONWEALTH SEC - ANZ Shares 375	375.00	10,013.70
30/06/2018	Revaluation - 29/06/2018 @ \$28.240000 (System Price) - 375.000000 Units on hand		576.30
16/08/2018	Revaluation - 16/08/2018 @ \$30.060000 (System Price) - 375.000000 Units on hand		682.50
17/08/2018	Revaluation - 17/08/2018 @ \$30.280000 (System Price) - 375.000000 Units on hand		82.50
20/09/2018	Revaluation - 20/09/2018 @ \$28.420000 (System Price) - 375.000000 Units on hand		(697.50)
21/09/2018	Revaluation - 21/09/2018 @ \$28.460000 (System Price) - 375.000000 Units on hand		15.00
10/10/2018	Revaluation - 10/10/2018 @ \$26.880000 (System Price) - 375.000000 Units on hand		(592.50)
11/02/2019	COMMSEC COMMONWEALTH SEC	(375.00)	(10,013.70)
11/02/2019	Unrealised Gain writeback as at 11/02/2019		(1,341.30)
30/06/2019	Revaluation - 30/06/2019 @ \$0.000000 - 0.000000 Units on hand		1,275.00
01/12/2020	COMMSEC COMMSEC SECURITI	653.00	15,013.58
28/02/2021	Revaluation - 25/02/2021 @ \$26.770000 (System Price) - 653.000000 Units on hand		2,467.23
30/03/2021	Revaluation - 30/03/2021 @ \$28.100000 (System Price) - 653.000000 Units on hand		868.49
31/03/2021	COMMSEC COMMONWEALTH SEC	(653.00)	(15,013.58)
31/03/2021	Unrealised Gain writeback as at 31/03/2021		(2,467.23)
09/04/2021	Revaluation - 09/04/2021 @ \$0.000000 - 0.000000 Units on hand		(868.49)
		0.00	0.00
<u>Bellamy's Australia Limited (BAL.AX)</u>			
06/12/2016	776/014 BAL 1000 @ 7.25	1,000.00	7,268.59
06/12/2016	776/014 BAL 1000 @ 7.11	1,000.00	7,128.59
07/04/2017	491 BAL 200 @ \$4.67	(2,000.00)	(14,397.18)
		0.00	0.00
<u>BHP Group Limited (BHP.AX)</u>			
17/12/2014	M T: COMMSEC COMMONWEALTH SEC	1,041.00	29,777.05
09/01/2015	Uploaded transaction from BankLink - Single Fund Format CSV	0.00	29.95
09/01/2015	Uploaded transaction from BankLink - Single Fund Format CSV	715.00	19,991.40
09/01/2015	GST adjustment at 30/06/2015	0.00	(2.04)
28/04/2015	Disposal of 1,041.0000 units purchased on 17/12/2014 in Bhp Billiton Limited - Ordinary Fully Paid	(1,041.00)	(29,777.05)

The D & M Gibson Superannuation Fund

Detailed Schedule of Fund Assets

As at 30 June 2022

Transaction Date	Description	Units	Amount \$
28/04/2015	Disposal of 715.0000 units purchased on 09/01/2015 in Bhp Billiton Limited - Ordinary Fully Paid	0.00	0.00
28/04/2015	Disposal of 715.0000 units purchased on 09/01/2015 in Bhp Billiton Limited - Ordinary Fully Paid	(715.00)	(20,019.31)
12/11/2015	925 ORD SHARESBL Ref: DirectDebit	925.00	19,980.00
12/11/2015	925 ORD SHARES- BROKERAGEBL Ref: DirectDebit		29.95
12/11/2015	GST adjustment at 30/06/2016		(2.04)
16/11/2015	955 ORD SHARESBL Ref: DirectDebit	955.00	19,988.15
16/11/2015	955 ORD SHARES BROKERAGEBL Ref: DirectDebit		29.95
16/11/2015	GST adjustment at 30/06/2016		(2.04)
02/12/2015	Disposal of 925.0000 units purchased on 12/11/2015 in Bhp Billiton Limited - Ordinary Fully Paid	(925.00)	(19,980.00)
02/12/2015	Disposal of 75.0000 units purchased on 16/11/2015 in Bhp Billiton Limited - Ordinary Fully Paid	(75.00)	(1,569.75)
03/12/2015	1103 BHP ORD SHARES BROKERAGEBL Ref: DirectDebit		29.95
03/12/2015	1103 BHP ORD SHARESBL Ref: DirectDebit	1,103.00	19,986.36
03/12/2015	GST adjustment at 30/06/2016		(2.04)
12/01/2016	BL Ref: DirectDebit		29.95
12/01/2016	BL Ref: DirectDebit	1,221.00	19,999.98
12/01/2016	GST adjustment at 30/06/2016		(2.04)
19/04/2016	Disposal of 880.0000 units purchased on 16/11/2015 in Bhp Billiton Limited - Ordinary Fully Paid	(880.00)	(18,418.40)
19/04/2016	Disposal of 188.0000 units purchased on 03/12/2015 in Bhp Billiton Limited - Ordinary Fully Paid	(188.00)	(3,406.56)
25/05/2016	Disposal of 915.0000 units purchased on 03/12/2015 in Bhp Billiton Limited - Ordinary Fully Paid	(915.00)	(16,579.80)
25/05/2016	Disposal of 135.0000 units purchased on 12/01/2016 in Bhp Billiton Limited - Ordinary Fully Paid	(135.00)	(2,211.30)
30/06/2016	Market valuation adjustment at 30/06/2016		2,353.58
25/11/2016	491 BHP 543 @ 25.81	(543.00)	(8,894.34)
25/11/2016	Unrealised Gain writeback as at 25/11/2016		(1,232.61)
28/12/2016		(543.00)	(8,894.34)
28/12/2016	Unrealised Gain writeback as at 28/12/2016		(1,232.61)
		0.00	0.00
<u>Commonwealth Bank Of Australia. (CBA.AX)</u>			
12/05/2015	SF Transaction	243.00	19,996.47
12/05/2015	SF Transaction	0.00	29.95
12/05/2015	GST adjustment at 30/06/2015	0.00	(2.04)
29/06/2015	Disposal of 243.0000 units purchased on 12/05/2015 in Commonwealth Bank of Australia. - Ordinary Fully Paid	(243.00)	(20,024.38)
29/06/2015	Disposal of 243.0000 units purchased on 12/05/2015 in Commonwealth Bank of Australia. - Ordinary Fully Paid	0.00	0.00
		0.00	0.00
<u>Coca-cola Amatil Limited (CCL.AX)</u>			
12/11/2013	M T: COMMSEC COMMONWEALTH SEC	1,245.00	15,019.75
22/11/2013	Disposal of 1,245.0000 units purchased on 12/11/2013 in Coca-Cola Amatil Limited - Ordinary Fully Paid	(1,245.00)	(15,019.75)
		0.00	0.00
<u>CYB - CDI 1:1 Foreign Exempt Issue (CYB.AX)</u>			
08/02/2016	Total Return of Capital of 553.38 for 553.0000 shares	138.00	553.38
30/06/2016	Market valuation adjustment at 30/06/2016		(553.38)
30/06/2017	Revaluation - 30/06/2017 @ \$4.710000 (System Price) - 138.000000 Units on hand		649.98
30/06/2018	Revaluation - 29/06/2018 @ \$5.630000 (System Price) -		126.96

The D & M Gibson Superannuation Fund

Detailed Schedule of Fund Assets

As at 30 June 2022

Transaction Date	Description	Units	Amount \$
	138.000000 Units on hand		
16/08/2018	Revaluation - 16/08/2018 @ \$6.140000 (System Price) - 138.000000 Units on hand		70.38
17/08/2018	Revaluation - 17/08/2018 @ \$6.080000 (System Price) - 138.000000 Units on hand		(8.28)
20/09/2018	Revaluation - 20/09/2018 @ \$6.010000 (System Price) - 138.000000 Units on hand		(9.66)
21/09/2018	Revaluation - 21/09/2018 @ \$6.000000 (System Price) - 138.000000 Units on hand		(1.38)
10/10/2018	Revaluation - 10/10/2018 @ \$5.420000 (System Price) - 138.000000 Units on hand		(80.04)
30/06/2019	Revaluation - 28/06/2019 @ \$3.420000 (System Price) - 138.000000 Units on hand		(276.00)
21/09/2019	Revaluation - 20/09/2019 @ \$2.280000 (System Price) - 138.000000 Units on hand		(157.32)
14/11/2019	COMMSEC COMMONWEALTH SEC	(138.00)	(553.38)
14/11/2019	Unrealised Gain writeback as at 14/11/2019		81.42
15/02/2020	Revaluation - 15/02/2020 @ \$0.000000 - 0.000000 Units on hand		157.32
		0.00	0.00
<u>Fenix Resources Ltd (FEX.AX)</u>			
01/03/2021	COMMSEC COMMSEC SECURITI	10,000.00	2,319.95
08/03/2021	COMMSEC COMMSEC SECURITI	11,739.00	2,699.97
30/03/2021	Revaluation - 30/03/2021 @ \$0.240000 (System Price) - 21,739.000000 Units on hand		197.44
09/04/2021	Revaluation - 09/04/2021 @ \$0.245000 (System Price) - 21,739.000000 Units on hand		108.70
15/04/2021	COMMSEC COMMONWEALTH SEC	(21,739.00)	(5,019.92)
15/04/2021	Revaluation - 15/04/2021 @ \$0.000000 - 0.000000 Units on hand		(306.14)
		0.00	0.00
<u>Fortescue Metals Group Ltd (FMG.AX)</u>			
13/03/2014	M T: COMMSEC COMMONWEALTH SEC	3,000.00	15,104.95
31/03/2014	Disposal of 3,000.0000 units purchased on 13/03/2014 in Fortescue Metals Group Ltd - Ordinary Fully Paid	(3,000.00)	(15,104.95)
23/03/2015	FMG 7692	0.00	45.07
23/03/2015	FMG 7692	7,692.00	14,537.88
23/03/2015	GST adjustment at 30/06/2015	0.00	(2.16)
10/04/2015	Uploaded transaction from BankLink - Single Fund Format CSV	0.00	29.95
10/04/2015	Uploaded transaction from BankLink - Single Fund Format CSV	8,287.00	14,999.47
10/04/2015	GST adjustment at 30/06/2015	0.00	(1.43)
28/04/2015	Disposal of 7,692.0000 units purchased on 23/03/2015 in Fortescue Metals Group Ltd - Ordinary Fully Paid	0.00	0.00
28/04/2015	Disposal of 7,692.0000 units purchased on 23/03/2015 in Fortescue Metals Group Ltd - Ordinary Fully Paid	(7,692.00)	(14,580.79)
28/04/2015	Disposal of 8,287.0000 units purchased on 10/04/2015 in Fortescue Metals Group Ltd - Ordinary Fully Paid	0.00	0.00
28/04/2015	Disposal of 8,287.0000 units purchased on 10/04/2015 in Fortescue Metals Group Ltd - Ordinary Fully Paid	(8,287.00)	(15,027.99)
19/05/2015	SF Transaction	8,583.00	19,998.39
19/05/2015	SF Transaction	0.00	29.95
19/05/2015	GST adjustment at 30/06/2015	0.00	(2.04)
30/06/2015	Market valuation adjustment at 30/06/2015		(3,632.77)
08/07/2015	FMG 5509BL Ref: DirectDebit	5,509.00	9,971.29
08/07/2015	FMG 5509BL Ref: DirectDebit		19.95
08/07/2015	GST adjustment at 30/06/2016		(1.36)
03/09/2015	Dividend/Income reinvestment of 138.0000 shares/units	138.00	171.66

The D & M Gibson Superannuation Fund

Detailed Schedule of Fund Assets

As at 30 June 2022

Transaction Date	Description	Units	Amount \$
09/10/2015	Disposal of 8,583.0000 units purchased on 19/05/2015 in Fortescue Metals Group Ltd - Ordinary Fully Paid	0.00	0.00
09/10/2015	Disposal of 8,583.0000 units purchased on 19/05/2015 in Fortescue Metals Group Ltd - Ordinary Fully Paid	(8,583.00)	(20,026.30)
09/10/2015	Disposal of 417.0000 units purchased on 08/07/2015 in Fortescue Metals Group Ltd - Ordinary Fully Paid	(417.00)	(754.77)
23/10/2015	Disposal of 5,092.0000 units purchased on 08/07/2015 in Fortescue Metals Group Ltd - Ordinary Fully Paid	(5,092.00)	(9,216.52)
23/10/2015	Disposal of 138.0000 units purchased on 03/09/2015 in Fortescue Metals Group Ltd - Ordinary Fully Paid	(138.00)	(171.66)
30/06/2016	Market valuation adjustment at 30/06/2016		3,614.18
		0.00	0.00
<u>Genworth Mortgage Insurance Australia Limited (GMA.AX)</u>			
01/06/2018	COMMSEC COMMONWEALTH SEC	1,968.00	5,018.67
30/06/2018	Revaluation - 29/06/2018 @ \$2.570000 (System Price) - 1,968.000000 Units on hand		39.09
16/08/2018	Revaluation - 16/08/2018 @ \$2.840000 (System Price) - 1,968.000000 Units on hand		531.36
17/08/2018	Revaluation - 17/08/2018 @ \$2.870000 (System Price) - 1,968.000000 Units on hand		59.04
20/09/2018	Revaluation - 20/09/2018 @ \$2.530000 (System Price) - 1,968.000000 Units on hand		(669.12)
21/09/2018	Revaluation - 21/09/2018 @ \$2.570000 (System Price) - 1,968.000000 Units on hand		78.72
10/10/2018	Revaluation - 10/10/2018 @ \$2.350000 (System Price) - 1,968.000000 Units on hand		(432.96)
30/06/2019	Revaluation - 28/06/2019 @ \$2.810000 (System Price) - 1,968.000000 Units on hand		905.28
21/09/2019	Revaluation - 20/09/2019 @ \$3.550000 (System Price) - 1,968.000000 Units on hand		1,456.32
14/11/2019	COMMSEC COMMONWEALTH SEC	(1,968.00)	(5,018.67)
14/11/2019	Unrealised Gain writeback as at 14/11/2019		(511.41)
15/02/2020	Revaluation - 15/02/2020 @ \$0.000000 - 0.000000 Units on hand		(1,456.32)
		0.00	0.00
<u>Harvey Norman Holdings Limited (HVN.AX)</u>			
18/12/2020	COMMSEC COMMSEC SECURITI	2,178.00	10,015.16
28/02/2021	Revaluation - 25/02/2021 @ \$5.300000 (System Price) - 2,178.000000 Units on hand		1,528.24
30/03/2021	Revaluation - 30/03/2021 @ \$5.950000 (System Price) - 2,178.000000 Units on hand		1,415.70
09/04/2021	Revaluation - 09/04/2021 @ \$5.770000 (System Price) - 2,178.000000 Units on hand		(392.04)
12/04/2021	COMMSEC COMMONWEALTH SEC - HVN 2178 UNITS	(2,178.00)	(10,015.16)
12/04/2021	Unrealised Gain writeback as at 12/04/2021		(2,943.94)
12/04/2021	Revaluation - 12/04/2021 @ \$0.000000 - 0.000000 Units on hand		392.04
		0.00	0.00
<u>National Australia Bank Limited (NAB.AX)</u>			
18/11/2013	Uploaded transaction from BankLink - Single Fund Format CSV	441.00	15,023.95
02/12/2013	Disposal of 441.0000 units purchased on 18/11/2013 in National Australia Bank Limited - Ordinary Fully Paid	(441.00)	(15,023.95)
22/12/2014	M T: COMMSEC COMMONWEALTH SEC	948.00	30,021.22
20/01/2015	Disposal of 948.0000 units purchased on 22/12/2014 in National Australia Bank Limited - Ordinary Fully Paid	(948.00)	(30,021.22)
19/01/2016	BL Ref: DirectDebit		29.95
19/01/2016	BL Ref: DirectDebit	553.00	14,980.77
19/01/2016	GST adjustment at 30/06/2016		(2.04)
08/02/2016	Return of Capital of 553.38 for 553.0000 shares	0.00	(553.38)

The D & M Gibson Superannuation Fund

Detailed Schedule of Fund Assets

As at 30 June 2022

Transaction Date	Description	Units	Amount \$
30/06/2016	Disposal of 553.0000 units purchased on 19/01/2016 in National Australia Bank Limited - Ordinary Fully Paid	(553.00)	(14,427.39)
30/06/2016	Disposal of 553.0000 units purchased on 19/01/2016 in National Australia Bank Limited - Ordinary Fully Paid	0.00	0.00
30/06/2016	Market valuation adjustment at 30/06/2016		(27.91)
05/07/2016	99C FR@ 30%; DRP & BSP NIL DISCOUNT	20.00	545.80
07/07/2016	776/002 NAB 451 @ 24.66 102 @ 24.655	553.00	13,664.38
25/11/2016	491 NAB 573 @ 28.75 [Disposal]	(573.00)	(14,210.18)
13/12/2016	99C FR@ 30%; DRP & BSP NIL DISCOUNT	20.00	551.40
30/06/2017	Revaluation - 30/06/2017 @ \$29.590000 (System Price) - 20.000000 Units on hand		40.40
05/07/2017	99C FRANKED@ 30%;DRP&BSP NIL DISCOUNT	1.00	30.01
30/05/2018	COMMSEC COMMONWEALTH SEC - Bought 2577 AMP Shares and also 372 NAB Shares	372.00	10,011.57
30/06/2018	Revaluation - 29/06/2018 @ \$27.410000 (System Price) - 393.000000 Units on hand		138.75
05/07/2018	99C FR@ 30%; DRP; BSP NIL DISCOUNT	1.00	27.01
16/08/2018	Revaluation - 16/08/2018 @ \$28.800000 (System Price) - 393.000000 Units on hand		546.27
16/08/2018	Revaluation - 16/08/2018 @ \$28.800000 (System Price) - 407.000000 Units on hand		40.18
17/08/2018	Revaluation - 17/08/2018 @ \$28.850000 (System Price) - 393.000000 Units on hand		19.65
17/08/2018	Revaluation - 17/08/2018 @ \$28.850000 (System Price) - 407.000000 Units on hand		0.70
20/09/2018	Revaluation - 20/09/2018 @ \$27.750000 (System Price) - 407.000000 Units on hand		(447.70)
21/09/2018	Revaluation - 21/09/2018 @ \$27.660000 (System Price) - 394.000000 Units on hand		(60.20)
10/10/2018	Revaluation - 10/10/2018 @ \$26.680000 (System Price) - 394.000000 Units on hand		(386.12)
14/12/2018	99C FR@ 30%; DRP; BSP NIL DISCOUNT	17.00	400.35
30/06/2019	Revaluation - 28/06/2019 @ \$26.720000 (System Price) - 411.000000 Units on hand		69.65
03/07/2019	83C FR@ 30%; DRP;	13.00	337.09
21/09/2019	Revaluation - 20/09/2019 @ \$29.790000 (System Price) - 424.000000 Units on hand		1,311.95
14/11/2019	COMMSEC COMMONWEALTH SEC	(424.00)	(11,357.43)
14/11/2019	Unrealised Gain writeback as at 14/11/2019		38.42
15/02/2020	Revaluation - 15/02/2020 @ \$0.000000 - 0.000000 Units on hand		(1,311.95)
18/03/2020	COMMSEC COMMONWEALTH SEC	580.00	9,879.95
30/04/2020	Revaluation - 29/04/2020 @ \$16.290000 (System Price) - 580.000000 Units on hand		(431.75)
19/05/2020	NETBANK BPAY NAB SPP	2,120.00	30,000.00
04/06/2020	NSPPA-00872123 NAB SPP REFUND	(1,944.00)	(29,181.84)
04/06/2020	Unrealised Gain writeback as at 04/06/2020		174.13
11/06/2020	COMMSEC COMMONWEALTH SEC	487.00	10,018.06
29/06/2020	Revaluation - 29/06/2020 @ \$18.110000 (System Price) - 1,243.000000 Units on hand		2,052.18
30/06/2020	Revaluation - 30/06/2020 @ \$18.220000 (System Price) - 1,243.000000 Units on hand		136.73
14/08/2020	COMMSEC COMMONWEALTH SEC	(1,243.00)	(20,716.17)
14/08/2020	Unrealised Gain writeback as at 14/08/2020		257.62
31/08/2020	Revaluation - 28/08/2020 @ \$17.930000 (System Price) - 1,243.000000 Units on hand		1,828.44
30/09/2020	Revaluation - 29/09/2020 @ \$18.080000 (System Price) - 1,243.000000 Units on hand		186.45
31/10/2020	Revaluation - 30/10/2020 @ \$18.600000 (System Price) - 1,243.000000 Units on hand		646.36

The D & M Gibson Superannuation Fund

Detailed Schedule of Fund Assets

As at 30 June 2022

Transaction Date	Description	Units	Amount \$
28/02/2021	Revaluation - 28/02/2021 @ \$0.000000 - 0.000000 Units on hand		(4,850.16)
		0.00	0.00
<u>Newcrest Mining Limited - Ordinary Fully Paid (NCM.AX)</u>			
17/10/2013	M T: COMMSEC COMMONWEALTH SEC	458.00	15,024.18
24/10/2013	Disposal of 458.0000 units purchased on 17/10/2013 in Newcrest Mining Limited - Ordinary Fully Paid	(458.00)	(15,024.18)
07/11/2013	M T: COMMSEC COMMONWEALTH SEC	1,994.00	20,029.77
18/11/2013	Uploaded transaction from BankLink - Single Fund Format CSV	2,096.00	20,025.79
09/12/2013	M T: COMMSEC COMMONWEALTH SEC	3,000.00	21,659.95
31/03/2014	Uploaded transaction from BankLink - Single Fund Format CSV	1,500.00	14,519.95
30/06/2014	Market valuation adjustment at 30/06/2014		14,131.34
07/11/2014	M T: COMMSEC COMMONWEALTH SEC	6,000.00	51,481.70
24/11/2014	Disposal of 1,994.0000 units purchased on 07/11/2013 in Newcrest Mining Limited - Ordinary Fully Paid	(1,994.00)	(20,029.77)
24/11/2014	Disposal of 2,096.0000 units purchased on 18/11/2013 in Newcrest Mining Limited - Ordinary Fully Paid	(2,096.00)	(20,025.79)
24/11/2014	Disposal of 3,000.0000 units purchased on 09/12/2013 in Newcrest Mining Limited - Ordinary Fully Paid	(3,000.00)	(21,659.95)
24/11/2014	Disposal of 1,500.0000 units purchased on 31/03/2014 in Newcrest Mining Limited - Ordinary Fully Paid	(1,500.00)	(14,519.95)
24/11/2014	Disposal of 6,000.0000 units purchased on 07/11/2014 in Newcrest Mining Limited - Ordinary Fully Paid	(6,000.00)	(51,481.70)
30/06/2015	Market valuation adjustment at 30/06/2015		(14,131.34)
		0.00	0.00
<u>Pilbara Minerals Limited (PLS.AX)</u>			
11/05/2020	COMMSEC COMMONWEALTH SEC	25,000.00	5,019.95
29/06/2020	Revaluation - 29/06/2020 @ \$0.255000 (System Price) - 25,000.000000 Units on hand		1,355.05
30/06/2020	Revaluation - 30/06/2020 @ \$0.250000 (System Price) - 25,000.000000 Units on hand		(125.00)
10/08/2020	COMMSEC COMMONWEALTH SEC	(25,000.00)	(5,019.95)
31/08/2020	Revaluation - 28/08/2020 @ \$0.345000 (System Price) - 25,000.000000 Units on hand		3,605.05
30/09/2020	Revaluation - 29/09/2020 @ \$0.315000 (System Price) - 25,000.000000 Units on hand		(750.00)
31/10/2020	Revaluation - 30/10/2020 @ \$0.420000 (System Price) - 25,000.000000 Units on hand		2,625.00
30/11/2020	COMMSEC COMMSEC SECURITI	23,325.00	15,897.27
28/02/2021	Revaluation - 25/02/2021 @ \$1.090000 (System Price) - 23,325.000000 Units on hand		2,816.88
30/03/2021	Revaluation - 30/03/2021 @ \$1.020000 (System Price) - 23,325.000000 Units on hand		(1,632.75)
09/04/2021	COMMSEC COMMONWEALTH SEC - PLS 23325 Units	(23,325.00)	(15,897.27)
09/04/2021	Unrealised Gain writeback as at 09/04/2021		(7,894.23)
		0.00	0.00
<u>Qantas Airways Limited (QAN.AX)</u>			
06/11/2013	M T: COMMSEC COMMONWEALTH SEC	12,000.00	14,939.95
03/03/2014	Disposal of 12,000.0000 units purchased on 06/11/2013 in Qantas Airways Limited - Ordinary Fully Paid	(12,000.00)	(14,939.95)
		0.00	0.00
<u>Ramsay Health Care Limited (RHC.AX)</u>			
10/06/2020	COMMSEC COMMONWEALTH SEC	149.00	10,062.63
29/06/2020	Revaluation - 29/06/2020 @ \$65.000000 (System Price) - 149.000000 Units on hand		(377.63)
30/06/2020	Revaluation - 30/06/2020 @ \$66.520000 (System Price) - 149.000000 Units on hand		226.48

The D & M Gibson Superannuation Fund

Detailed Schedule of Fund Assets

As at 30 June 2022

Transaction Date	Description	Units	Amount \$
18/08/2020	COMMSEC COMMONWEALTH SEC	(149.00)	(10,062.63)
31/08/2020	Revaluation - 28/08/2020 @ \$65.500000 (System Price) - 149.000000 Units on hand		(303.13)
30/09/2020	Revaluation - 29/09/2020 @ \$67.870000 (System Price) - 149.000000 Units on hand		353.13
31/10/2020	Revaluation - 30/10/2020 @ \$62.350000 (System Price) - 149.000000 Units on hand		(822.48)
28/02/2021	Revaluation - 28/02/2021 @ \$0.000000 - 0.000000 Units on hand		923.63
		0.00	0.00
<u>Slater & Gordon Limited - Ordinary Fully Paid (SGH.AX)</u>			
21/04/2016	SGH 19230		19.95
21/04/2016	SGH 19230	19,230.00	4,999.80
21/04/2016	GST adjustment at 30/06/2016		(1.36)
30/06/2016	Market valuation adjustment at 30/06/2016		23,249.71
25/08/2016	491 SGH 19230 @ .56	(19,230.00)	(4,999.80)
25/08/2016	Unrealised Gain writeback as at 25/08/2016		(23,268.30)
04/01/2017	776/011 B SGH @ .225	22,222.00	5,018.54
30/06/2017	Revaluation - 30/06/2017 @ \$0.081000 (System Price) - 22,222.000000 Units on hand		(3,218.56)
11/12/2017	1 for 100 share consolidation of SGH.AX	(21,999.00)	0.00
15/06/2018	COMMSEC COMMONWEALTH SEC - Slater and Gordon shares 769	769.00	2,057.80
30/06/2018	Revaluation - 29/06/2018 @ \$1.920000 (System Price) - 992.000000 Units on hand		(1,953.14)
16/08/2018	Revaluation - 16/08/2018 @ \$2.870000 (System Price) - 992.000000 Units on hand		942.40
17/08/2018	Revaluation - 17/08/2018 @ \$2.830000 (System Price) - 992.000000 Units on hand		(39.68)
20/09/2018	Revaluation - 20/09/2018 @ \$2.700000 (System Price) - 992.000000 Units on hand		(128.96)
21/09/2018	Revaluation - 21/09/2018 @ \$2.650000 (System Price) - 992.000000 Units on hand		(49.60)
10/10/2018	Revaluation - 10/10/2018 @ \$2.840000 (System Price) - 992.000000 Units on hand		188.48
19/02/2019	COMMSEC COMMONWEALTH SEC	(992.00)	(7,076.34)
19/02/2019	Unrealised Gain writeback as at 19/02/2019		4,268.98
30/06/2019	Revaluation - 30/06/2019 @ \$0.000000 - 0.000000 Units on hand		(9.92)
		0.00	0.00
<u>The Reject Shop Limited - Ordinary Fully Paid (TRS.AX)</u>			
28/10/2016	776/014 TRS 1396 @ 7.16	1,396.00	10,013.95
29/03/2017	491 TRS 1 396 @ 7.99	(1,396.00)	(10,013.95)
		0.00	0.00
<u>Westpac Banking Corporation (WBC.AX)</u>			
12/05/2015	SF Transaction	597.00	20,208.45
12/05/2015	SF Transaction	0.00	29.95
12/05/2015	GST adjustment at 30/06/2015	0.00	(2.04)
30/06/2015	Market valuation adjustment at 30/06/2015		(1,042.81)
06/11/2015	WESTPAC OFFER NetBank BPAY 104521 3121100046429961 Westpac OfferBL Ref: WESTPACOFFE	26.00	663.00
21/12/2015	Dividend/Income reinvestment of 17.0000 shares/units	17.00	561.18
30/06/2016	Disposal of 597.0000 units purchased on 12/05/2015 in Westpac Banking Corporation - Ordinary Fully Paid	0.00	0.00
30/06/2016	Disposal of 597.0000 units purchased on 12/05/2015 in Westpac Banking Corporation - Ordinary Fully Paid	(597.00)	(20,236.36)
30/06/2016	Disposal of 26.0000 units purchased on 06/11/2015 in Westpac Banking Corporation - Ordinary Fully Paid	(26.00)	(663.00)

The D & M Gibson Superannuation Fund

Detailed Schedule of Fund Assets

As at 30 June 2022

Transaction Date	Description	Units	Amount \$
30/06/2016	Disposal of 17.0000 units purchased on 21/12/2015 in Westpac Banking Corporation - Ordinary Fully Paid	(17.00)	(561.18)
30/06/2016	Market valuation adjustment at 30/06/2016		1,042.81
04/07/2016	94C FRANKED @ 30%; DRP NIL DISCOUNT	20.00	608.60
07/07/2016	776/010 WBC 255 @ 28.61 385 @ 28.60	640.00	18,334.46
25/11/2016	491 WBC 330 @ 31.38	(330.00)	(9,489.35)
30/12/2016	491 WBC 330 @ 32.81	(330.00)	(9,453.71)
11/06/2020	COMMSEC COMMONWEALTH SEC	500.00	10,004.95
29/06/2020	Revaluation - 29/06/2020 @ \$17.790000 (System Price) - 500.000000 Units on hand		(1,109.95)
30/06/2020	Revaluation - 30/06/2020 @ \$17.950000 (System Price) - 500.000000 Units on hand		80.00
31/08/2020	Revaluation - 28/08/2020 @ \$17.560000 (System Price) - 500.000000 Units on hand		(1,224.95)
30/09/2020	Revaluation - 29/09/2020 @ \$17.160000 (System Price) - 500.000000 Units on hand		(200.00)
31/10/2020	Revaluation - 30/10/2020 @ \$17.910000 (System Price) - 500.000000 Units on hand		375.00
27/11/2020	COMMSEC COMMSEC SECURITI	477.00	10,011.29
12/02/2021	COMMSEC COMMONWEALTH SEC - Sell 477 WBC Shares	(477.00)	(10,011.29)
12/02/2021	Unrealised Gain writeback as at 12/02/2021		1,015.47
28/02/2021	Revaluation - 25/02/2021 @ \$24.360000 (System Price) - 500.000000 Units on hand		3,239.48
30/03/2021	COMMSEC COMMONWEALTH SEC	(500.00)	(10,004.95)
30/03/2021	Unrealised Gain writeback as at 30/03/2021		(2,175.05)
		0.00	0.00
<u>Woolworths Group Limited (WOW.AX)</u>			
09/04/2015	Uploaded transaction from BankLink - Single Fund Format CSV	344.00	9,976.00
09/04/2015	Uploaded transaction from BankLink - Single Fund Format CSV		19.95
09/04/2015	GST adjustment at 30/06/2015		(0.95)
12/05/2015	SF Transaction	725.00	20,126.00
12/05/2015	SF Transaction	0.00	29.95
12/05/2015	GST adjustment at 30/06/2015	0.00	(2.04)
30/06/2015	Market valuation adjustment at 30/06/2015		(1,328.67)
23/10/2015	Disposal of 344.0000 units purchased on 09/04/2015 in Woolworths Limited - Ordinary Fully Paid	(344.00)	(9,976.00)
23/10/2015	Disposal of 725.0000 units purchased on 12/05/2015 in Woolworths Limited - Ordinary Fully Paid	0.00	0.00
23/10/2015	Disposal of 725.0000 units purchased on 12/05/2015 in Woolworths Limited - Ordinary Fully Paid	(725.00)	(20,153.91)
19/11/2015	856 ORD SHARESBL Ref: DirectDebit	856.00	19,773.60
19/11/2015	856 ORD SHARES BROKERAGEBL Ref: DirectDebit		29.95
19/11/2015	GST adjustment at 30/06/2016		(2.04)
30/06/2016	Disposal of 856.0000 units purchased on 19/11/2015 in Woolworths Limited - Ordinary Fully Paid	(856.00)	(19,773.60)
30/06/2016	Market valuation adjustment at 30/06/2016		1,281.76
07/07/2016	776/008 WOW 856 @ 20.67	856.00	17,721.43
06/04/2017	491 WOW 856 @ 26.71	(856.00)	(17,721.43)
		0.00	0.00
<u>Woodside Petroleum Ltd (WPL.AX)</u>			
09/01/2015	Uploaded transaction from BankLink - Single Fund Format CSV	0.00	29.95
09/01/2015	Uploaded transaction from BankLink - Single Fund Format CSV	552.00	19,993.44
09/01/2015	GST adjustment at 30/06/2015	0.00	(2.04)

The D & M Gibson Superannuation Fund
Detailed Schedule of Fund Assets

As at 30 June 2022

Transaction Date	Description	Units	Amount \$
09/02/2015	Disposal of 552,000 units purchased on 09/01/2015 in Woodside Petroleum Limited - Ordinary Fully Paid	0.00	0.00
09/02/2015	Disposal of 552,000 units purchased on 09/01/2015 in Woodside Petroleum Limited - Ordinary Fully Paid	(552.00)	(20,021.35)
		0.00	0.00