

WORK PAPER INDEX

Client: RM Resources Superannuation Fund

Period: 30th June 2021

C - CLIENT INFORMATION

N - NOTES ON JOB

F - FINANCIAL REPORT

T - TAX RETURN

W - WORKING PAPER

S - SOURCE DOCUMENTS

P - PRIOR YEAR

C - CLIENT INFORMATION

N - NOTES ON JOB

F - FINANCIAL REPORT

Financial statements and reports
for the year ended 30 June 2021

RM Resources Superannuation Fund

Operating Statement

Statement of Financial Position

Notes to the Financial Statements

Trustees Declaration

Statement of Taxable Income

Members Statement

Investment Summary

Market Movement

CGT Register

Investment Income

Realised Capital Gains

Unrealised Capital Gains

Trustee Minute / Resolution

Trial Balance

Operating Statement

For the year ended 30 June 2021

	Note	2021 \$	2020 \$
Income			
Investment Income			
Trust Distributions	8	54	0
Dividends Received	7	2,766	2,007
Interest Received		3	23
Property Income	9	12,980	13,360
Investment Gains			
Changes in Market Values	10	35,594	(10,677)
Contribution Income			
Employer Contributions		(1,020.27 + 1,472.09)	2,492
Personal Concessional		0	1,001
Other Contributions		0	283
Other Income			
Total Income		53,889	23,080
Expenses			
Accountancy Fees		462	1,584
ATO Supervisory Levy		0	259
Auditor's Remuneration		0	330
ASIC Fees		328	321
Bank Charges		120	178
Depreciation		623	749
Property Expenses - Council Rates		1,422	1,453
Property Expenses - Repairs Maintenance		492	0
Property Expenses - Strata Levy Fees		2,375	2,246
Property Expenses - Water Rates		939	950
		6,761	8,069
Total Expenses		6,761	8,070
Benefits accrued as a result of operations before income tax		47,129	15,011
Income Tax Expense		681	3,131
Benefits accrued as a result of operations		46,448	11,879

The accompanying notes form part of these financial statements.

Refer to compilation report

RM Resources Superannuation Fund
Statement of Financial Position



As at 30 June 2021

	Note	2021 \$	2020 \$
Assets			
Investments			
Fixtures and Fittings (at written down value) - Unitised	2	3,211	3,834
Real Estate Properties (Australian - Residential)	3	300,000	280,000
Shares in Listed Companies (Australian)	4	90,394	71,107
Units in Listed Unit Trusts (Australian)	5	4,103	3,711
Total Investments		<u>397,708</u>	<u>358,652</u>
Other Assets			
Sundry Debtors		3,383	3,183
ANZ Business Advantage Account 3794-25264		2,285	2,506
ANZ Business Online Saver 3794-25758		3,152	7,092
Reinvestment Residual Account		11	16
CBA Direct Investment Acc		721	48
Bond		1,000	1,000
ASIC Account		19	321
Distributions Receivable		9	0
Total Other Assets		<u>10,580</u>	<u>14,166</u>
Total Assets		<u>408,288</u>	<u>372,818</u>
Less:			
Liabilities			
Income Tax Payable		369	1,368
PAYG Payable		420	398
Total Liabilities		<u>789</u>	<u>1,766</u>
Net assets available to pay benefits		<u>407,499</u>	<u>371,052</u>
Represented by:			
Liability for accrued benefits allocated to members' accounts			
Muir, Robert Andrew - Accumulation		283,225	261,381
Muir, Kattie Jane - Accumulation		74,974	65,668
Muir, Amber - Accumulation		180	162
Muir, Jake - Accumulation		49,120	43,841
Total Liability for accrued benefits allocated to members' accounts		<u>407,499</u>	<u>371,052</u>

The accompanying notes form part of these financial statements.

Refer to compilation report

RM Resources Superannuation Fund
Notes to the Financial Statements

For the year ended 30 June 2021



Note 1: Summary of Significant Accounting Policies

The trustees have prepared the financial statements on the basis that the Superannuation Fund is a non-reporting entity because there are no users dependent on general purpose financial statements. The financial statements are therefore special purpose financial statements that have been prepared in order to meet the requirements of the Superannuation Industry (Supervision) Act 1993 and associated Regulations, the trust deed of the Fund and the needs of members.

The financial statements have been prepared on a cash basis and are based on historical costs, except for investments which have been measured at market value.

The following significant accounting policies, which are consistent with the policies applied in the previous period unless otherwise stated, have been adopted in the preparation of the financial statements.

The financial statements were authorised for issue by the Director(s).

a. Measurement of Investments

The Fund initially recognises:

- (i) an investment when it controls the future economic benefits expected to flow from the asset. For financial assets, the trade date is considered to be the date on which control of the future economic benefits attributable to the asset passes to the Fund; and
- (ii) a financial liability on the date it becomes a party to the contractual provisions of the instrument.

Investments of the Fund have been measured at market value, which refers to the amount that a willing buyer could reasonably be expected to pay to acquire an asset from a willing seller if the following assumptions were made:

- that the buyer and the seller deal with each other at arm's length in relation to the sale;
- that the sale occurred after proper marketing of the asset; and
- that the buyer and the seller acted knowledgeably and prudentially in relation to the sale.

Market value has been determined as follows:

- (i) shares and other securities listed on the Australian Securities Exchange by reference to the relevant market quotations at the end of the reporting period;
- (ii) units in managed funds by reference to the unit redemption price at the end of the reporting period;
- (iii) fixed-interest securities by reference to the redemption price at the end of the reporting period;
- (iv) unlisted investments are stated at trustees' assessment based on estimated market value at balance date or where necessary, an external valuer's opinion; and
- (v) investment properties at the trustees' assessment of the market value or where necessary a qualified independent valuer's opinion at the end of reporting period.

Financial liabilities, such as trade creditors and other payables, are measured at the gross value of the outstanding balance at the end of the reporting period. The trustees have determined that the gross values of the Fund's financial liabilities is equivalent to their market values. Any remeasurement changes in the gross values of non-current financial liabilities (including liabilities for members' accrued benefits) are recognised in the operating statement in the periods in which they occur.

b. Cash and Cash Equivalents

Cash and cash equivalents include cash on hand and at call, deposits with banks and short-term, highly liquid investments that are readily convertible to cash and subject to an insignificant risk of change in value.

c. Revenue

Revenue is recognised to the extent that it is probable that the economic benefits will flow to the Fund and the revenue can be reliably measured. Revenue is recognised at the fair value of the consideration received or receivable.

RM Resources Superannuation Fund
Notes to the Financial Statements

For the year ended 30 June 2021



Interest revenue

Interest revenue is recognised in respect of fixed-interest securities, and cash and cash equivalent balances. Interest revenue is recognised upon receipt.

Dividend revenue

Dividend revenue is recognised when the dividend has been paid or, in the case of dividend reinvestment schemes, when the dividend is credited to the benefit of the fund.

Rental revenue

Rental revenue arising from operating leases on investment properties is recognised upon receipt.

Distribution revenue

Distributions from unit trusts and managed funds are recognised as at the date the unit value is quoted ex-distribution and if not received at the end of the reporting period, are reflected in the statement of financial position as a receivable at market value.

Remeasurement changes in market values

Remeasurement changes in the market values of assets are recognised as income and determined as the difference between the market value at year-end or consideration received (if sold during the year) and the market value as at the prior year-end or cost (if acquired during the period).

Contributions

Contributions and transfers in are recognised when the control and the benefits from the revenue have been attained and are recorded by the Fund, gross of any taxes, in the period to which they relate.

d. Liability for Accrued Benefits

The liability for accrued benefits represents the Fund's present obligation to pay benefits to members and beneficiaries, and has been calculated as the difference between the carrying amount of the assets and the carrying amount of the other payables and income tax liabilities as at the end of the reporting period.

e. Critical Accounting Estimates and Judgements

The preparation of financial statements requires the trustees to make judgements, estimates and assumptions that affect the application of accounting policies and the reported amounts of assets and liabilities, income and expenses. Actual results may differ from these estimates.

Estimates and underlying assumptions are reviewed on an ongoing basis. Revisions to accounting estimates are recognised in the period in which the estimate is revised and in any future period affected.

Note 2: Fixtures and Fittings (at written down value) - Unitised

	2021 \$	2020 \$
Rangehood & oven	175	219
Airconditioner	600	750
Kitchen cabinets	2,436	2,865
	3,211	3,834

Note 3: Real Estate Properties (Australian - Residential)

2021	2020
------	------

RM Resources Superannuation Fund
Notes to the Financial Statements

For the year ended 30 June 2021



	\$	\$
12/92 Sixth Avenue Maylands	300,000	280,000
	300,000	280,000

Note 4: Shares in Listed Companies (Australian)

	2021	2020
	\$	\$
Pentanet Limited	2,092	0
AMP Limited	7,695	12,688
Australia And New Zealand Banking Group Limited	18,298	12,116
Coles Group Limited.	2,734	2,747
Macquarie Group Limited	4,693	3,558
National Australia Bank Limited	10,488	7,288
Nine Entertainment Co. Holdings Limited	2,910	1,380
Westpac Banking Corporation	10,324	7,180
Wesfarmers Limited	21,276	16,139
Woodside Petroleum Ltd	9,883	8,010
	90,393	71,106

Note 5: Units in Listed Unit Trusts (Australian)

	2021	2020
	\$	\$
Lendlease Group	4,103	3,711
	4,103	3,711

Note 6: Banks and Term Deposits

	2021	2020
	\$	\$
Banks		
ANZ Business Advantage Account 3794-25264	2,285	2,506
ANZ Business Online Saver 3794-25758	3,152	7,092
CBA Direct Investment Acc	721	48
	6,158	9,646

Note 7: Dividends

2021	2020
-------------	-------------

RM Resources Superannuation Fund
Notes to the Financial Statements

For the year ended 30 June 2021



	\$	\$
AMP Limited	684	0
Australia And New Zealand Banking Group Limited	390	920
Coles Group Limited.	97	105
Macquarie Group Limited	68	42
National Australia Bank Limited	240	332
Nine Entertainment Co. Holdings Limited	70	0
Wesfarmers Limited	659	320
Westpac Banking Corp	356	0
Woodside Petroleum Ltd	202	289
	2,766	2,008

Note 8: Trust Distributions

	2021 \$	2020 \$
Lendlease Group	54	0
	54	0

Note 9: Rental Income

	2021 \$	2020 \$
12/92 Sixth Avenue Maylands	12,980	13,360
	12,980	13,360

Note 10: Changes in Market Values

Unrealised Movements in Market Value

	2021 \$	2020 \$
Real Estate Properties (Australian - Residential)		
12/92 Sixth Avenue Maylands	20,000	0
	20,000	0
Shares in Listed Companies (Australian)		
AMP Limited	(4,993)	(498)
Australia And New Zealand Banking Group Limited	6,182	(5,918)
Coles Group Limited.	(13)	611

Refer to compilation report

Notes to the Financial Statements

For the year ended 30 June 2021

Macquarie Group Limited	1,135	406
National Australia Bank Limited	3,200	(2,976)
Nine Entertainment Co. Holdings Limited	1,530	40
Pentanet Limited	151	0
Wesfarmers Limited	5,137	2,709
Westpac Banking Corporation	3,144	(800)
Woodside Petroleum Ltd	487	(3,083)
	15,959	(9,508)
Units in Listed Unit Trusts (Australian)		
Lendlease Group	(365)	(1,169)
	(365)	(1,169)
Total Unrealised Movement	35,594	(10,677)
Realised Movements in Market Value		
	2021	2020
	\$	\$
Total Realised Movement	0	0
Changes in Market Values	35,594	(10,677)

RM Resources Superannuation Fund
Rm Resources Superannuation Pty Ltd ACN: 155068063
Trustees Declaration

The directors of the trustee company have determined that the fund is not a reporting entity and that the special purpose financial statements should be prepared in accordance with the accounting policies described in Note 1 to the financial statements.

The directors of the trustee company declare that:

- (i) the financial statements and notes to the financial statements for the year ended 30 June 2021 present fairly, in all material respects, the financial position of the superannuation fund at 30 June 2021 and the results of its operations for the year ended on that date in accordance with the accounting policies described in Note 1 to the financial statements;
- (ii) the financial statements and notes to the financial statements have been prepared in accordance with the requirements of the trust deed; and
- (iii) the operation of the superannuation fund has been carried out in accordance with its trust deed and in compliance with the requirements of the Superannuation Industry (Supervision) Act 1993 and associated Regulations during the year ended 30 June 2021.

Specifically, the directors of the trustee company declare that:

- in accordance with s120 of the Superannuation Industry (Supervision) Act 1993, no individual trustee has been or is a disqualified person;
- the fund has satisfactory title to all assets, all assets are unencumbered and free from charge as prescribed by s50 of the Superannuation Industry (Supervision) Act 1993 and reg13.14 of the Superannuation Industry (Supervision) Act 1994; and
- to the knowledge of the directors of the trustee company, there have been no events or transactions subsequent to the balance date which could have a material impact on the fund. Where such events have occurred, the effect of such events has been accounted and noted in the fund's financial statements.

Signed in accordance with a resolution of the directors of the trustee company by:

.....
Robert Andrew Muir
Rm Resources Superannuation Pty Ltd
Director

.....
Kattie Jane Muir
Rm Resources Superannuation Pty Ltd
Director

.....
Jake Muir
Rm Resources Superannuation Pty Ltd
Director

Dated this day of

RM Resources Superannuation Fund
Statement of Taxable Income



For the year ended 30 June 2021

	2021
	\$
Benefits accrued as a result of operations	47,129.00
Less	
Increase in MV of investments	35,594.00
Accounting Trust Distributions	54.00
	<u>35,648.00</u>
Add	
Franking Credits	1,181.00
Foreign Credits	1.00
TFN Credits - Dividends	26.00
Taxable Trust Distributions	60.00
Distributed Foreign income	7.00
	<u>1,275.00</u>
SMSF Annual Return Rounding	(4.00)
Taxable Income or Loss	<u>12,752.00</u>
Income Tax on Taxable Income or Loss	1,912.80
Less	
Franking Credits	1,180.76
Foreign Credits	0.90
TAX PAYABLE	<u>731.14</u>
Less	
TFN Credits	(26 + 24) 50.00
CURRENT TAX OR REFUND	<u>681.14</u>
Supervisory Levy	259.00
Income Tax Instalments Paid	(1,680.00)
AMOUNT DUE OR REFUNDABLE	<u>(739.86)</u>

RM Resources Superannuation Fund Members Statement



Robert Andrew Muir
PO Box 445
North Perth, Western Australia, 6906, Australia

Your Details

Date of Birth : Provided
Age: 71
Tax File Number: Provided
Date Joined Fund: 31/08/2006
Service Period Start Date:
Date Left Fund:
Member Code: MUIROB00002A
Account Start Date: 31/08/2006
Account Phase: Accumulation Phase
Account Description: Accumulation

Nominated Beneficiaries N/A
Vested Benefits 283,225
Total Death Benefit 283,225
Current Salary 0
Previous Salary 0
Disability Benefit 0

Your Balance

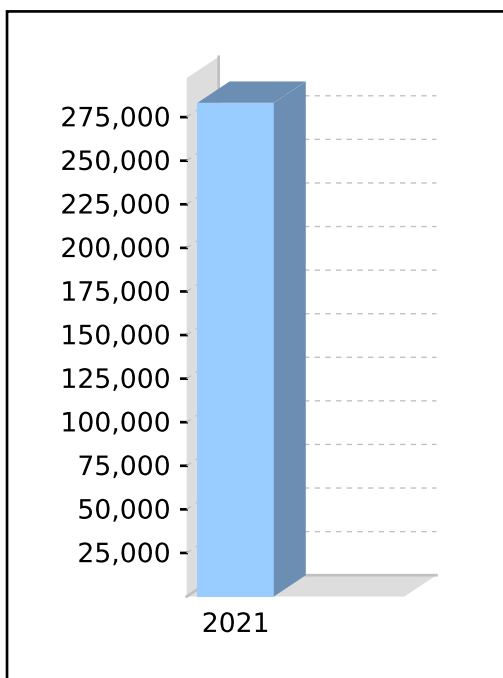
Total Benefits 283,225

Preservation Components

Preserved 178,582
Unrestricted Non Preserved 104,643
Restricted Non Preserved

Tax Components

Tax Free 2,926
Taxable 280,299
Investment Earnings Rate 12%



Your Detailed Account Summary

	This Year
Opening balance at 01/07/2020	261,381
Increases to Member account during the period	
Employer Contributions	1,020
Personal Contributions (Concessional)	
Personal Contributions (Non Concessional)	
Government Co-Contributions	
Other Contributions	
Proceeds of Insurance Policies	
Transfers In	
Net Earnings	32,052
Internal Transfer In	
Decreases to Member account during the period	
Pensions Paid	
Contributions Tax	153
Income Tax	1,075
No TFN Excess Contributions Tax	
Excess Contributions Tax	
Refund Excess Contributions	
Division 293 Tax	
Insurance Policy Premiums Paid	
Management Fees	
Member Expenses	
Benefits Paid/Transfers Out	10,000
Superannuation Surcharge Tax	
Internal Transfer Out	
Closing balance at 30/06/2021	283,225

RM Resources Superannuation Fund Members Statement



Kattie Jane Muir
Unit 9 36 Mephan Street
Maylands, Western Australia, 6051, Australia

Your Details

Date of Birth : Provided
Age: 33
Tax File Number: Provided
Date Joined Fund: 31/08/2006
Service Period Start Date:
Date Left Fund:
Member Code: MUIKAT00002A
Account Start Date: 31/08/2006
Account Phase: Accumulation Phase
Account Description: Accumulation

Nominated Beneficiaries N/A
Vested Benefits 74,974
Total Death Benefit 74,974
Current Salary 0
Previous Salary 0
Disability Benefit 0

Your Balance

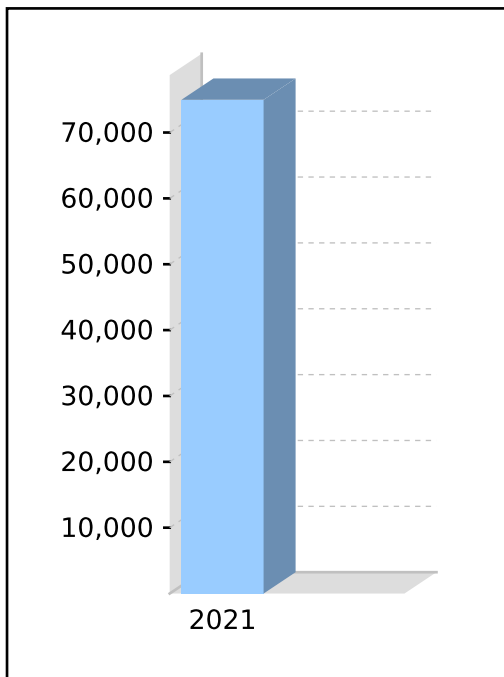
Total Benefits 74,974

Preservation Components

Preserved 74,974
Unrestricted Non Preserved
Restricted Non Preserved

Tax Components

Tax Free
Taxable 74,974
Investment Earnings Rate 12%



Your Detailed Account Summary

	This Year
Opening balance at 01/07/2020	65,668
<u>Increases to Member account during the period</u>	
Employer Contributions	1,472
Personal Contributions (Concessional)	
Personal Contributions (Non Concessional)	
Government Co-Contributions	
Other Contributions	
Proceeds of Insurance Policies	
Transfers In	
Net Earnings	8,335
Internal Transfer In	
<u>Decreases to Member account during the period</u>	
Pensions Paid	
Contributions Tax	221
Income Tax	280
No TFN Excess Contributions Tax	
Excess Contributions Tax	
Refund Excess Contributions	
Division 293 Tax	
Insurance Policy Premiums Paid	
Management Fees	
Member Expenses	
Benefits Paid/Transfers Out	
Superannuation Surcharge Tax	
Internal Transfer Out	
Closing balance at 30/06/2021	74,974

RM Resources Superannuation Fund Members Statement



Amber Muir
PO Box 445
North Perth, Western Australia, 6906, Australia

Your Details

Date of Birth : Provided
Age: 28
Tax File Number: Provided
Date Joined Fund: 26/01/2012
Service Period Start Date:
Date Left Fund:
Member Code: MUIAMB00002A
Account Start Date 26/01/2012
Account Phase: Accumulation Phase
Account Description: Accumulation

Nominated Beneficiaries N/A
Vested Benefits 180
Total Death Benefit 180
Current Salary 0
Previous Salary 0
Disability Benefit 0

Your Balance

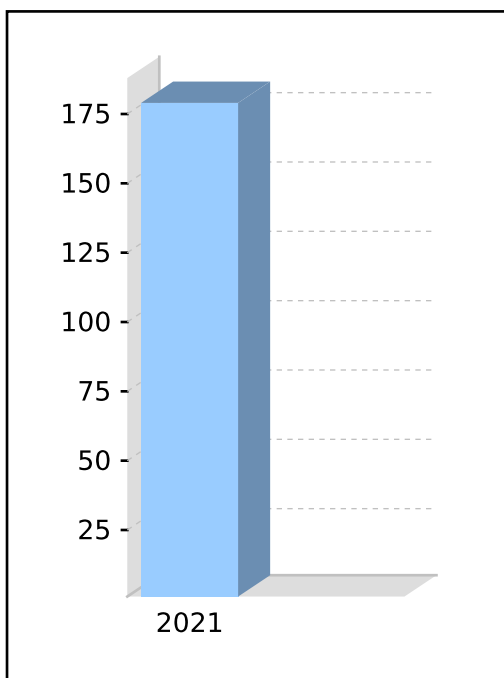
Total Benefits 180

Preservation Components

Preserved 180
Unrestricted Non Preserved
Restricted Non Preserved

Tax Components

Tax Free
Taxable 180
Investment Earnings Rate 11%



Your Detailed Account Summary

	This Year
Opening balance at 01/07/2020	162
<u>Increases to Member account during the period</u>	
Employer Contributions	
Personal Contributions (Concessional)	
Personal Contributions (Non Concessional)	
Government Co-Contributions	
Other Contributions	
Proceeds of Insurance Policies	
Transfers In	
Net Earnings	19
Internal Transfer In	
<u>Decreases to Member account during the period</u>	
Pensions Paid	
Contributions Tax	
Income Tax	1
No TFN Excess Contributions Tax	
Excess Contributions Tax	
Refund Excess Contributions	
Division 293 Tax	
Insurance Policy Premiums Paid	
Management Fees	
Member Expenses	
Benefits Paid/Transfers Out	
Superannuation Surcharge Tax	
Internal Transfer Out	
Closing balance at 30/06/2021	180

RM Resources Superannuation Fund Members Statement



Jake Muir
PO Box 445
North Perth, Western Australia, 6906, Australia

Your Details

Date of Birth : Provided
Age: 31
Tax File Number: Provided
Date Joined Fund: 26/01/2012
Service Period Start Date:
Date Left Fund:
Member Code: MUIJAK00002A
Account Start Date 26/01/2012
Account Phase: Accumulation Phase
Account Description: Accumulation

Nominated Beneficiaries N/A
Vested Benefits 49,120
Total Death Benefit 49,120
Current Salary 0
Previous Salary 0
Disability Benefit 0

Your Balance

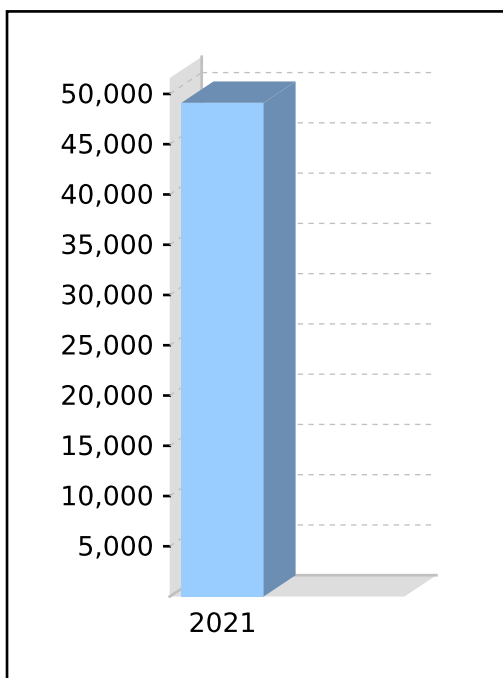
Total Benefits 49,120

Preservation Components

Preserved 49,120
Unrestricted Non Preserved
Restricted Non Preserved

Tax Components

Tax Free 6,078
Taxable 43,042
Investment Earnings Rate 12%



Your Detailed Account Summary

	This Year
Opening balance at 01/07/2020	43,841
<u>Increases to Member account during the period</u>	
Employer Contributions	
Personal Contributions (Concessional)	
Personal Contributions (Non Concessional)	
Government Co-Contributions	
Other Contributions	
Proceeds of Insurance Policies	
Transfers In	
Net Earnings	5,462
Internal Transfer In	
<u>Decreases to Member account during the period</u>	
Pensions Paid	
Contributions Tax	
Income Tax	183
No TFN Excess Contributions Tax	
Excess Contributions Tax	
Refund Excess Contributions	
Division 293 Tax	
Insurance Policy Premiums Paid	
Management Fees	
Member Expenses	
Benefits Paid/Transfers Out	
Superannuation Surcharge Tax	
Internal Transfer Out	
Closing balance at 30/06/2021	49,120

RM Resources Superannuation Fund

Investment Summary Report



As at 30 June 2021

Investment	Units	Market Price	Market Value	Average Cost	Accounting Cost	Unrealised Gain/(Loss)	Gain/(Loss)%	Portfolio Weight%
Cash/Bank Accounts								
ANZ Business Advantage Account 3794-25264		2,284.550000	2,284.55	2,284.55	2,284.55			0.57 %
ANZ Business Online Saver 3794-25758		3,152.410000	3,152.41	3,152.41	3,152.41			0.79 %
CBA Direct Investment Acc		721.260000	721.26	721.26	721.26			0.18 %
			6,158.22		6,158.22		0.00 %	1.54 %
Fixtures and Fittings (at written down value) - Unitised								
MUIRR040-002 Airconditioner	1.00	0.000000	0.00	2,836.00	2,836.00	(2,836.00)	(100.00) %	0.00 %
MUIRR040-003 Kitchen cabinets	1.00	0.000000	0.00	7,500.00	7,500.00	(7,500.00)	(100.00) %	0.00 %
MUIRR040-001 Rangehood & oven	1.00	0.000000	0.00	817.00	817.00	(817.00)	(100.00) %	0.00 %
			0.00		11,153.00	(11,153.00)	(100.00) %	0.00 %
Preliminary Expense								
MUIRR041_1 12/92 Sixth Ave Borrowing Costs	1.00	0.000000	0.00	2,399.00	2,399.00	(2,399.00)	(100.00) %	0.00 %
			0.00		2,399.00	(2,399.00)	(100.00) %	0.00 %
Real Estate Properties (Australian - Residential)								
MUIRPROP 12/92 Sixth Avenue Maylands	3.00	100,000.000000	300,000.00	108,994.17	326,982.52	(26,982.52)	(8.25) %	74.88 %
			300,000.00		326,982.52	(26,982.52)	(8.25) %	74.88 %
Shares in Listed Companies (Australian)								
AMP.AX AMP Limited	6,840.00	1.125000	7,695.00	2.17	14,870.20	(7,175.20)	(48.25) %	1.92 %
ANZ.AX Australia And New Zealand Banking Group Limited	650.00	28.150000	18,297.50	27.58	17,929.70	367.80	2.05 %	4.57 %
COL.AX Coles Group Limited.	160.00	17.090000	2,734.40	29.59	4,734.42	(2,000.02)	(42.24) %	0.68 %
MQG.AX Macquarie Group Limited	30.00	156.430000	4,692.90	96.65	2,899.50	1,793.40	61.85 %	1.17 %
NAB.AX National Australia Bank Limited	400.00	26.220000	10,488.00	26.95	10,779.95	(291.95)	(2.71) %	2.62 %
NEC.AX Nine Entertainment Co. Holdings Limited	1,000.00	2.910000	2,910.00	1.34	1,339.95	1,570.05	117.17 %	0.73 %
5GG.AX Pentanet Limited	3,100.00	0.675000	2,092.50	0.63	1,941.95	150.55	7.75 %	0.52 %

RM Resources Superannuation Fund Investment Summary Report



As at 30 June 2021

Investment	Units	Market Price	Market Value	Average Cost	Accounting Cost	Unrealised Gain/(Loss)	Gain/(Loss)%	Portfolio Weight%	
WES.AX	Wesfarmers Limited	360.00	59.100000	21,276.00	26.58	9,569.23	11,706.77	122.34 %	5.31 %
WBC.AX	Westpac Banking Corporation	400.00	25.810000	10,324.00	19.95	7,979.90	2,344.10	29.38 %	2.58 %
WPL.AX	Woodside Petroleum Ltd	445.00	22.210000	9,883.45	24.66	10,974.14	(1,090.69)	(9.94) %	2.47 %
				90,393.75		83,018.94	7,374.81	8.88 %	22.56 %
Units in Listed Unit Trusts (Australian)									
LLC.AX	Lendlease Group	358.00	11.460000	4,102.68	15.74	5,636.32	(1,533.64)	(27.21) %	1.02 %
				4,102.68		5,636.32	(1,533.64)	(27.21) %	1.02 %
				400,654.65		435,348.00	(34,693.35)	(7.97) %	100.00 %
				94,496.43					

RM Resources Superannuation Fund

Market Movement Report



As at 30 June 2021

Investment	Date	Description	Unrealised				Realised			Total
			Units	Accounting Cost Movement	Market Movement	Depreciation	Balance	Consideration	Accounting Cost Base	
5GG.AX - Pentanet Limited										
	02/03/2021	Purchase	3,100.00	1,941.95	0.00	0.00	1,941.95	0.00	0.00	0.00
	30/06/2021	Revaluation	0.00	0.00	150.55	0.00	2,092.50	0.00	0.00	0.00
	30/06/2021		3,100.00	1,941.95	150.55	0.00	2,092.50	0.00	0.00	0.00
AMP.AX - AMP Limited										
	01/07/2020	Opening Balance	6,840.00	0.00	0.00	0.00	12,688.20	0.00	0.00	0.00
	30/06/2021	Revaluation	0.00	0.00	(4,993.20)	0.00	7,695.00	0.00	0.00	0.00
	30/06/2021		6,840.00	0.00	(4,993.20)	0.00	7,695.00	0.00	0.00	0.00
ANZ.AX - Australia And New Zealand Banking Group Limited										
	01/07/2020	Opening Balance	650.00	0.00	0.00	0.00	12,116.00	0.00	0.00	0.00
	30/06/2021	Revaluation	0.00	0.00	6,181.50	0.00	18,297.50	0.00	0.00	0.00
	30/06/2021		650.00	0.00	6,181.50	0.00	18,297.50	0.00	0.00	0.00
COL.AX - Coles Group Limited.										
	01/07/2020	Opening Balance	160.00	0.00	0.00	0.00	2,747.20	0.00	0.00	0.00
	30/06/2021	Revaluation	0.00	0.00	(12.80)	0.00	2,734.40	0.00	0.00	0.00
	30/06/2021		160.00	0.00	(12.80)	0.00	2,734.40	0.00	0.00	0.00
LLC.AX1 - Lendlease Group										
	01/07/2020	Opening Balance	300.00	0.00	0.00	0.00	3,711.00	0.00	0.00	0.00
	21/08/2020	Purchase	15.00	180.06	0.00	0.00	3,891.06	0.00	0.00	0.00
	29/12/2020	Purchase	43.00	576.31	0.00	0.00	4,467.37	0.00	0.00	0.00
	30/06/2021	Revaluation	0.00	0.00	(364.69)	0.00	4,102.68	0.00	0.00	0.00
	30/06/2021		358.00	756.37	(364.69)	0.00	4,102.68	0.00	0.00	0.00
MQG.AX - Macquarie Group Limited										
	01/07/2020	Opening Balance	30.00	0.00	0.00	0.00	3,558.00	0.00	0.00	0.00
	30/06/2021	Revaluation	0.00	0.00	1,134.90	0.00	4,692.90	0.00	0.00	0.00
	30/06/2021		30.00	0.00	1,134.90	0.00	4,692.90	0.00	0.00	0.00
MUIRPROP - 12/92 Sixth Avenue Maylands										
	01/07/2020	Opening Balance	3.00	0.00	0.00	0.00	279,999.99	0.00	0.00	0.00
	30/06/2021	Revaluation	0.00	0.00	20,000.01	0.00	300,000.00	0.00	0.00	0.00
	30/06/2021		3.00	0.00	20,000.01	0.00	300,000.00	0.00	0.00	0.00

RM Resources Superannuation Fund

Market Movement Report



As at 30 June 2021

Investment	Date	Description	Unrealised				Realised			Total
			Units	Accounting Cost Movement	Market Movement	Depreciation	Balance	Consideration	Accounting Cost Base	
MUIRR040-001 - Rangehood & oven										
	01/07/2020	Opening Balance	1.00	0.00	0.00	0.00	219.00	0.00	0.00	0.00
	30/06/2021	Return Of Capital	0.00	(44.00)	0.00	0.00	175.00			
	30/06/2021		1.00	(44.00)	0.00	0.00	175.00	0.00	0.00	0.00
MUIRR040-002 - Airconditioner										
	01/07/2020	Opening Balance	1.00	0.00	0.00	0.00	750.00	0.00	0.00	0.00
	30/06/2021	Depreciation	0.00	0.00	0.00	(150.00)	600.00	0.00	0.00	0.00
	30/06/2021		1.00	0.00	0.00	(150.00)	600.00	0.00	0.00	0.00
MUIRR040-003 - Kitchen cabinets										
	01/07/2020	Opening Balance	1.00	0.00	0.00	0.00	2,865.00	0.00	0.00	0.00
	30/06/2021	Depreciation	0.00	0.00	0.00	(429.00)	2,436.00	0.00	0.00	0.00
	30/06/2021		1.00	0.00	0.00	(429.00)	2,436.00	0.00	0.00	0.00
MUIRR041_12/92SIXTHA - 12/92 Sixth Ave Borrowing Costs										
	01/07/2020	Opening Balance	1.00	0.00	0.00	0.00	0.00	0.00	0.00	0.00
	30/06/2021		1.00	0.00	0.00	0.00	0.00	0.00	0.00	0.00
NAB.AX - National Australia Bank Limited										
	01/07/2020	Opening Balance	400.00	0.00	0.00	0.00	7,288.00	0.00	0.00	0.00
	30/06/2021	Revaluation	0.00	0.00	3,200.00	0.00	10,488.00	0.00	0.00	0.00
	30/06/2021		400.00	0.00	3,200.00	0.00	10,488.00	0.00	0.00	0.00
NEC.AX - Nine Entertainment Co. Holdings Limited										
	01/07/2020	Opening Balance	1,000.00	0.00	0.00	0.00	1,380.00	0.00	0.00	0.00
	30/06/2021	Revaluation	0.00	0.00	1,530.00	0.00	2,910.00	0.00	0.00	0.00
	30/06/2021		1,000.00	0.00	1,530.00	0.00	2,910.00	0.00	0.00	0.00
WBC.AX - Westpac Banking Corporation										
	01/07/2020	Opening Balance	400.00	0.00	0.00	0.00	7,180.00	0.00	0.00	0.00
	30/06/2021	Revaluation	0.00	0.00	3,144.00	0.00	10,324.00	0.00	0.00	0.00
	30/06/2021		400.00	0.00	3,144.00	0.00	10,324.00	0.00	0.00	0.00
WES.AX - Wesfarmers Limited										
	01/07/2020	Opening Balance	360.00	0.00	0.00	0.00	16,138.80	0.00	0.00	0.00
	30/06/2021	Revaluation	0.00	0.00	5,137.20	0.00	21,276.00	0.00	0.00	0.00
	30/06/2021		360.00	0.00	5,137.20	0.00	21,276.00	0.00	0.00	0.00

RM Resources Superannuation Fund
Market Movement Report



As at 30 June 2021

Investment	Date	Description	Unrealised				Realised			Total
			Units	Accounting Cost Movement	Market Movement	Depreciation	Balance	Consideration	Accounting Cost Base	
WPL.AX - Woodside Petroleum Ltd										
	01/07/2020	Opening Balance	370.00	0.00	0.00	0.00	8,010.50	0.00	0.00	0.00
	18/09/2020	Purchase	7.00	131.55	0.00	0.00	8,142.05	0.00	0.00	0.00
	08/10/2020	Purchase	65.00	1,180.20	0.00	0.00	9,322.25	0.00	0.00	0.00
	24/03/2021	Purchase	3.00	74.32	0.00	0.00	9,396.57	0.00	0.00	0.00
	30/06/2021	Revaluation	0.00	0.00	470.65	0.00	9,867.22	0.00	0.00	0.00
	30/06/2021	Revaluation	0.00	0.00	16.23	0.00	9,883.45	0.00	0.00	0.00
	30/06/2021		445.00	1,386.07	486.88	0.00	9,883.45	0.00	0.00	0.00
Total Market Movement					35,594.35				0.00	35,594.35

RM Resources Superannuation Fund
CGT Register Report



As at 30 June 2021

Investment	Transaction	Contract	CGT	Units	Cost Base	Cost Base Adj	Cost Base Adj	Reduced Cost	Adjusted Cost	Net Other	Net Indexed	Gross	CGT Loss
Date	Date	Date	Transaction			Tax Def	Tax Free	Base	Base	Capital Gain	Gain	Discounted	
			Type									Gain	

Units in Listed Unit Trusts (Australian)

15/09/2020	15/09/2020		DistributionIn										
							0.13						
15/09/2020	15/09/2020		DistributionIn				2.51						
15/09/2020	15/09/2020		DistributionIn							0.00	0.00	2.24	
29/12/2020	23/12/2020		Purchase	43.00	576.31								
30/06/2021	30/06/2021		DistributionIn				0.26						
30/06/2021	30/06/2021		DistributionIn				0.75						
30/06/2021	30/06/2021		DistributionIn				5.25						

RM Resources Superannuation Fund Investment Income Report



As at 30 June 2021

Investment	Total Income	Franked	Unfranked	Interest/ Other	Franking Credits	Foreign Income	Foreign Credits * 1	Assessable Income (Excl. Capital Gains) * 2	TFN Credits	Other Deductions	Distributed Capital Gains	Non-Assessable Payments
Bank Accounts												
ANZ Business Online Saver 3794-25758	2.76			2.76	0.00	0.00	0.00	2.76			0.00	0.00
	2.76			2.76	0.00	0.00	0.00	2.76			0.00	0.00
Real Estate Properties (Australian - Residential)												
MUIRPROP 12/92 Sixth Avenue Maylands	12,980.00							12,980.00				
	12,980.00							12,980.00				
Shares in Listed Companies (Australian)												
AMP.AX AMP Limited	684.00	684.00	0.00		293.14			977.14		0.00		
ANZ.AX Australia And New Zealand Banking Group Limited	390.00	390.00	0.00		167.14			557.14		0.00		
COL.AX Coles Group Limited.	96.80	96.80	0.00		41.49			138.29		0.00		
MQG.AX Macquarie Group Limited	68.50	37.80	56.70		16.20			110.70	26.00	0.00		
NAB.AX National Australia Bank Limited	240.00	240.00	0.00		102.86			342.86		0.00		
NEC.AX Nine Entertainment Co. Holdings Limited	70.00	70.00	0.00		30.00			100.00		0.00		
WES.AX Wesfarmers Limited	658.80	658.80	0.00		282.34			941.14		0.00		
WBC.AX Westpac Banking Corp	356.00	356.00	0.00		152.57			508.57		0.00		
WPL.AX Woodside Petroleum Ltd	201.72	201.72	0.00		86.46			288.18		0.00		
	2,765.82	2,735.12	56.70		1,172.20			3,964.02	26.00	0.00		
Units in Listed Unit Trusts (Australian)												
LLC.AX Lendlease Group	54.49	19.98	19.98	19.91	8.56	7.47	0.90	76.80	24.00	0.00	2.24	8.91
	54.49	19.98	19.98	19.91	8.56	7.47	0.90	76.80	24.00	0.00	2.24	8.91

1,180.76

RM Resources Superannuation Fund
Investment Income Report



As at 30 June 2021

Investment	Total Income	Franked	Unfranked	Interest/ Other	Franking Credits	Foreign Income	Foreign Credits * 1	Assessable Income	TFN Credits	Other Deductions	Distributed Capital Gains	Non- Assessable Payments
								(Excl. Capital Gains) * 2				
	15,803.07	2,755.10	76.68	22.67	1,180.76	7.47	0.90	17,023.58	50.00	0.00	2.24	8.91

Assessable Income (Excl. Capital Gains) **17,023.58**

Net Capital Gain **1.49**

Total Assessable Income 17,025.07

* 1 Includes foreign credits from foreign capital gains.

* 2 Assessable Income in the SMSF Annual Return will be different as capital gains and losses from disposals of assets have not been included.

For a breakdown of Distributed Capital Gains and Non-Assessable Payments refer to Distributions Reconciliation Report.

RM Resources Superannuation Fund
Realised Capital Gains Report



For The Period 01 July 2020 - 30 June 2021

Investment		Accounting Treatment				Tax Treatment						
Purchase Contract Date	Disposal Contract Date	Units	Cost	Proceeds	Accounting Profit/(Loss)	Adjusted Cost Base	Reduced Cost Base	Indexed Cost Base	Indexed Gains	Discounted Gains (Gross)	Other Gains	Capital Loss
Units in Listed Unit Trusts (Australian)												
Lendlease Group												
		0.00	0.00	0.00	0.00	0.00	0.00	0.00	0.00	2.24	0.00	0.00
		0.00	0.00	0.00	0.00	0.00	0.00	0.00	0.00	2.24	0.00	0.00
		0.00	0.00	0.00	0.00	0.00	0.00	0.00	0.00	2.24	0.00	0.00
		0.00	0.00	0.00	0.00	0.00	0.00	0.00	0.00	2.24	0.00	0.00

RM Resources Superannuation Fund
Unrealised Capital Gains Report



As at 30 June 2021

Investment	Units	Cost	Tax Deferred /Depreciation	CGT Cost Base	Market Value	Projected Profit / (Loss)	Taxable Profit Indexation	Taxable Profit Discounted	Taxable Profit Notional
Fixtures and Fittings (at written down value) - Unitised									
MUIRR040-001 - Rangehood & oven	1.00	817.00	631.00	186.00	0.0000	(186.00)	0.00	0.00	0.00
MUIRR040-002 - Airconditioner	1.00	2,836.00	2,048.00	788.00	0.0000	(788.00)	0.00	0.00	0.00
MUIRR040-003 - Kitchen cabinets	1.00	7,500.00	4,558.00	2,942.00	0.0000	(2,942.00)	0.00	0.00	0.00
		11,153.00	7,237.00	3,916.00	0.0000	(3,916.00)	0.00	0.00	0.00
Preliminary Expense									
MUIRR041_12/92SIXTHA - 12/92 Sixth Ave Borrowing Costs	1.00	2,399.00	0.00	2,399.00	0.0000	(2,399.00)	0.00	0.00	0.00
		2,399.00	0.00	2,399.00	0.0000	(2,399.00)	0.00	0.00	0.00
Real Estate Properties (Australian - Residential)									
MUIRPROP - 12/92 Sixth Avenue Maylands	3.00	326,982.52	0.00	326,982.52	300,000.0000	(26,982.52)	0.00	0.00	0.00
		326,982.52	0.00	326,982.52	300,000.0000	(26,982.52)	0.00	0.00	0.00
Shares in Listed Companies (Australian)									
5GG.AX - Pentanet Limited	3,100.00	1,941.95	0.00	1,941.95	2,092.5000	150.55	0.00	0.00	0.00
AMP.AX - AMP Limited	6,840.00	14,870.20	0.00	14,870.20	7,695.0000	(7,175.20)	0.00	0.00	0.00
ANZ.AX - Australia And New Zealand Banking Group Limited	650.00	17,929.70	0.00	17,929.70	18,297.5000	367.80	0.00	316.00	0.00
COL.AX - Coles Group Limited.	160.00	4,734.42	0.00	4,734.42	2,734.4000	(2,000.02)	0.00	0.00	0.00
MQG.AX - Macquarie Group Limited	30.00	2,899.50	0.00	2,899.50	4,692.9000	1,793.40	0.00	1,195.60	0.00
NAB.AX - National Australia Bank Limited	400.00	10,779.95	0.00	10,779.95	10,488.0000	(291.95)	0.00	0.00	0.00
NEC.AX - Nine Entertainment Co. Holdings Limited	1,000.00	1,339.95	0.00	1,339.95	2,910.0000	1,570.05	0.00	1,046.70	0.00
WBC.AX - Westpac Banking Corporation	400.00	7,979.90	0.00	7,979.90	10,324.0000	2,344.10	0.00	1,562.73	0.00
WES.AX - Wesfarmers Limited	360.00	9,569.23	0.00	9,569.23	21,276.0000	11,706.77	0.00	7,804.51	0.00

RM Resources Superannuation Fund
Unrealised Capital Gains Report



As at 30 June 2021

Investment	Units	Cost	Tax Deferred /Depreciation	CGT Cost Base	Market Value	Projected Profit /Loss	Taxable Profit Indexation	Taxable Profit Discounted	Taxable Profit Notional
Shares in Listed Companies (Australian)									
WPL.AX - Woodside Petroleum Ltd	445.00	10,974.14	0.00	10,974.14	9,883.4500	(1,090.69)	0.00	0.00	0.00
		83,018.94	0.00	83,018.94	90,393.7500	7,374.81	0.00	11,925.54	0.00
Units in Listed Unit Trusts (Australian)									
LLC.AX1 - Lendlease Group	358.00	5,636.32	8.91	5,627.41	4,102.6800	(1,524.73)	0.00	0.00	0.00
		5,636.32	8.91	5,627.41	4,102.6800	(1,524.73)	0.00	0.00	0.00
		429,189.78	7,245.91	421,943.87	394,496.4300	(27,447.44)	0.00	11,925.54	0.00

Memorandum of Resolutions of the Director(s) of

Rm Resources Superannuation Pty Ltd ACN: 155068063

ATF RM Resources Superannuation Fund

FINANCIAL STATEMENTS OF SUPERANNUATION FUND:

It was resolved that the financial statements would be prepared as special purpose financial statements as, in the opinion of the trustee(s), the Superannuation Fund is a non-reporting entity and therefore is not required to comply with all Australian Accounting Standards.

It was further resolved that the financial statements and notes to the financial statements of the Superannuation Fund in respect of the year ended 30 June 2021 thereon be adopted.

TRUSTEE'S DECLARATION:

It was resolved that the trustee's declaration of the Superannuation Fund be signed.

ANNUAL RETURN:

Being satisfied that the Fund had complied with the requirements of the Superannuation Industry (Supervision) Act 1993 (SISA) and Regulations during the year ended 30 June 2021, it was resolved that the annual return be approved, signed and lodged with the Australian Taxation Office.

TRUST DEED:

It was resolved that the advice received from the Fund's legal adviser confirming that the fund's trust deed is consistent with all relevant superannuation and trust law.

INVESTMENT STRATEGY:

The allocation of the Fund's assets and the Fund's investment performance over the financial year were reviewed and found to be within the acceptable ranges outlined in the investment strategy. After considering the risk, rate of return, diversification and liquidity of the investments and the ability of the Fund to discharge its existing liabilities, it was resolved that the investment strategy continues to reflect the purposes and circumstances of the Fund and its members. Accordingly, no changes in the investment strategy were required.

INVESTMENT – PERSONAL USE:

It was confirmed that no investments or assets were used by the member(s) for personal purposes.

INSURANCE COVER:

The trustee(s) reviewed the current life and total and permanent disability insurance coverage on offer to the members and resolved that the current insurance arrangements were appropriate for the Fund.

ALLOCATION OF INCOME:

It was resolved that the income of the Fund would be allocated to the members based on their average daily balance (an alternative allocation basis may be percentage of opening balance).

INVESTMENT ACQUISITIONS:

It was resolved to ratify the investment acquisitions throughout the financial year ended 30 June 2021.

INVESTMENT DISPOSALS:

It was resolved to ratify the investment disposals throughout the financial year ended 30 June 2021.

AUDITORS:

It was resolved that

Anthony Boys

of

PO Box 3376, RUNDLE MALL, South Australia 5000

act as auditors of the Fund for the next financial year.

Memorandum of Resolutions of the Director(s) of

Rm Resources Superannuation Pty Ltd ACN: 155068063

ATF RM Resources Superannuation Fund

TAX AGENTS:

It was resolved that

Alex Mora

act as tax agents of the Fund for the next financial year.

TRUSTEE STATUS:

Each of the trustee(s) confirmed that they are qualified to act as trustee(s) of the Fund and that they are not disqualified persons as defined by s 120 of the SISA.

CONTRIBUTIONS RECEIVED:

It was resolved that the contributions during the year be allocated to members on the basis of the schedule provided by the principal Fund employer.

ACCEPTANCE OF ROLLOVERS:

The trustee has ensured that any rollover made to the Fund, meets the requirements of the Fund's deed and does not breach the superannuation laws in relation to:

1. making rollover between Funds; and,
2. breaching the Fund or the member investment strategy.

The trustee has reviewed the rollover and received advice that the rollover is in accordance with the Trust Deed and the rules of the Fund and the superannuation laws. As such the trustee has resolved to accept the rollover on behalf of the member.

PAYMENT OF BENEFITS:

The trustee has ensured that any payment of benefits made from the Fund, meets the requirements of the Fund's deed and does not breach the superannuation laws in relation to:

1. making payments to members; and,
2. breaching the Fund or the member investment strategy.

The trustee has reviewed the payment of the benefit and received advice that the transfer is in accordance with the Deed and the superannuation laws. As such the trustee has resolved to allow the payment of the benefits on behalf of the member.

Memorandum of Resolutions of the Director(s) of

Rm Resources Superannuation Pty Ltd ACN: 155068063

ATF RM Resources Superannuation Fund

CLOSURE:

Signed as a true record –

.....
Robert Andrew Muir
/ /

.....
Kattie Jane Muir
/ /

.....
Jake Muir
/ /

Trial Balance

As at 30 June 2021

Last Year	Code	Account Name	Units	Debits \$	Credits \$
	23800	Distributions Received			
	23800/LLC.AX1	Lendlease Group			54.49
	23900	Dividends Received			
	23900/AMP.AX	AMP Limited			684.00
(920.00)	23900/ANZ.AX	Australia And New Zealand Banking Group Limited			390.00
(104.80)	23900/COL.AX	Coles Group Limited.			96.80
(41.90)	23900/MQG.AX	Macquarie Group Limited			68.50
(332.00)	23900/NAB.AX	National Australia Bank Limited			240.00
	23900/NEC.AX	Nine Entertainment Co. Holdings Limited			70.00
	23900/WBC.AX	Westpac Banking Corp			356.00
(319.80)	23900/WES.AX	Wesfarmers Limited			658.80
(288.87)	23900/WPL.AX	Woodside Petroleum Ltd			201.72
	24200	Contributions			
(1,719.63)	24200/MUIJAK00002A	(Contributions) Muir, Jake - Accumulation			
(12,475.20)	24200/MUIKAT00002A	(Contributions) Muir, Kattie Jane - Accumulation			1,472.09
(4,172.04)	24200/MUIROB00002A	(Contributions) Muir, Robert Andrew - Accumulation			1,020.27
10,676.73	24700	Changes in Market Values of Investments			35,594.35
	25000	Interest Received			
(22.49)	25000/ANZ379425758	ANZ Business Online Saver 3794-25758			2.76
(0.42)	25000/CBA10304124	CBA Direct Investment Acc			
	26700	Other Income			0.01
	28000	Property Income			
(13,360.00)	28000/MUIRPROP	12/92 Sixth Avenue Maylands			12,980.00
1,584.00	30100	Accountancy Fees		462.00	
259.00	30400	ATO Supervisory Levy			
330.00	30700	Auditor's Remuneration			
321.00	30800	ASIC Fees		328.00	
177.50	31500	Bank Charges		120.00	
	33400	Depreciation			

Trial Balance

As at 30 June 2021

Last Year	Code	Account Name	Units	Debits	Credits
				\$	\$
	55.00	33400/MUIRR040-001	Rangehood & oven	44.00	
	188.00	33400/MUIRR040-002	Airconditioner	150.00	
	506.00	33400/MUIRR040-003	Kitchen cabinets	429.00	
		41960	Property Expenses - Council Rates		
	1,453.35	41960/MUIRPROP	12/92 Sixth Avenue Maylands	1,422.48	
		42060	Property Expenses - Repairs Maintenance		
		42060/MUIRPROP	12/92 Sixth Avenue Maylands	491.60	
		42100	Property Expenses - Strata Levy Fees		
	2,245.50	42100/MUIRPROP	12/92 Sixth Avenue Maylands	2,374.82	
		42150	Property Expenses - Water Rates		
	949.97	42150/MUIRPROP	12/92 Sixth Avenue Maylands	939.25	
	3,131.71	48500	Income Tax Expense	681.14	
	11,879.39	49000	Profit/Loss Allocation Account	46,447.50	
		50010	Opening Balance		
	(163.28)	50010/MUIAMB00002A	(Opening Balance) Muir, Amber - Accumulation		161.77
	(42,782.05)	50010/MUIJAK00002A	(Opening Balance) Muir, Jake - Accumulation		43,840.77
	(55,687.19)	50010/MUIKAT00002A	(Opening Balance) Muir, Kattie Jane - Accumulation		65,667.84
	(260,539.32)	50010/MUIROB00002A	(Opening Balance) Muir, Robert Andrew - Accumulation		261,380.85
		52420	Contributions		
	(1,719.63)	52420/MUIJAK00002A	(Contributions) Muir, Jake - Accumulation		0.00
	(12,475.20)	52420/MUIKAT00002A	(Contributions) Muir, Kattie Jane - Accumulation		1,472.09
	(4,172.04)	52420/MUIROB00002A	(Contributions) Muir, Robert Andrew - Accumulation		1,020.27
		53100	Share of Profit/(Loss)		
	1.02	53100/MUIAMB00002A	(Share of Profit/(Loss)) Muir, Amber - Accumulation		18.35
	301.75	53100/MUIJAK00002A	(Share of Profit/(Loss)) Muir, Jake - Accumulation		5,462.87
	422.19	53100/MUIKAT00002A	(Share of Profit/(Loss)) Muir, Kattie Jane - Accumulation		8,334.20
	1,832.22	53100/MUIROB00002A	(Share of Profit/(Loss)) Muir, Robert Andrew - Accumulation		32,052.52

Trial Balance

As at 30 June 2021

Last Year	Code	Account Name	Units	Debits \$	Credits \$
	53330	Income Tax			
	0.49	53330/MUIAMB00002A (Income Tax) Muir, Amber - Accumulation		0.62	
	143.69	53330/MUIJAK00002A (Income Tax) Muir, Jake - Accumulation		183.29	
	201.04	53330/MUIKAT00002A (Income Tax) Muir, Kattie Jane - Accumulation		279.63	
	872.47	53330/MUIROB00002A (Income Tax) Muir, Robert Andrew - Accumulation		1,075.40	
		53800 Contributions Tax			
	215.47	53800/MUIJAK00002A (Contributions Tax) Muir, Jake - Accumulation			0.00
	1,871.32	53800/MUIKAT00002A (Contributions Tax) Muir, Kattie Jane - Accumulation		220.82	
	625.82	53800/MUIROB00002A (Contributions Tax) Muir, Robert Andrew - Accumulation		153.04	
		54500 Benefits Paid/Transfers Out			
		54500/MUIROB00002A (Benefits Paid/Transfers Out) Muir, Robert Andrew - Accumulation		10,000.00	
		60400 Bank Accounts			
	2,506.33	60400/ANZ379425264 ANZ Business Advantage Account 3794-25264		2,284.55	
	7,091.65	60400/ANZ379425758 ANZ Business Online Saver 3794-25758		3,152.41	
	47.72	60400/CBA10304124 CBA Direct Investment Acc		721.26	
		61800 Distributions Receivable			
		61800/LLC.AX1 Lendlease Group		8.53	
		62550 Reinvestment Residual Account			
	15.55	62550/WPL.AX Woodside Petroleum Ltd		11.40	
	1,000.00	65600 Bond		1,000.00	
	321.00	65700 ASIC Account		19.00	
	3,183.00	68000 Sundry Debtors		3,383.00	
		72650 Fixtures and Fittings (at written down value) - Unitised			
	219.00	72650/MUIRR040-001 Rangehood & oven	1.0000	175.00	
	750.00	72650/MUIRR040-002 Airconditioner	1.0000	600.00	
	2,865.00	72650/MUIRR040-003 Kitchen cabinets	1.0000	2,436.00	
		76103 Preliminary Expense			
	0.00	76103/MUIRR041_12/9 2SIXTHA 12/92 Sixth Ave Borrowing Costs	1.0000		0.00

Trial Balance

As at 30 June 2021

Last Year	Code	Account Name	Units	Debits \$	Credits \$
	77200	Real Estate Properties (Australian - Residential)			
279,999.99	77200/MUIRPROP	12/92 Sixth Avenue Maylands	3.0000	300,000.00	
	77600	Shares in Listed Companies (Australian)			
	77600/5GG.AX	Pentanet Limited	3,100.0000	2,092.50	
12,688.20	77600/AMP.AX	AMP Limited	6,840.0000	7,695.00	
12,116.00	77600/ANZ.AX	Australia And New Zealand Banking Group Limited	650.0000	18,297.50	
2,747.20	77600/COL.AX	Coles Group Limited.	160.0000	2,734.40	
3,558.00	77600/MQG.AX	Macquarie Group Limited	30.0000	4,692.90	
7,288.00	77600/NAB.AX	National Australia Bank Limited	400.0000	10,488.00	
1,380.00	77600/NEC.AX	Nine Entertainment Co. Holdings Limited	1,000.0000	2,910.00	
7,180.00	77600/WBC.AX	Westpac Banking Corporation	400.0000	10,324.00	
16,138.80	77600/WES.AX	Wesfarmers Limited	360.0000	21,276.00	
8,010.50	77600/WPL.AX	Woodside Petroleum Ltd	445.0000	9,883.45	
	78200	Units in Listed Unit Trusts (Australian)			
3,711.00	78200/LLC.AX1	Lendlease Group	358.0000	4,102.68	
(1,367.71)	85000	Income Tax Payable/Refundable			368.85
(398.00)	86000	PAYG Payable			420.00
				474,090.17	474,090.17

Current Year Profit/(Loss): 47,128.64

T - TAX RETURN

SMSF Tax Return

2021

1 Jul 2020—30 Jun 2021

TFN Recorded

PART A ELECTRONIC LODGMENT DECLARATION (FORM P, T, F, SMSF OR EX)

This declaration is to be completed where the tax return is to be lodged via the Tax Office's electronic lodgment service (ELS). It is the responsibility of the taxpayer to retain this declaration for a period of five years after the declaration is made, penalties may apply for failure to do so.

Privacy

The ATO is authorised by the *Taxation Administration Act 1953* to request the provision of tax file numbers (TFNs). The ATO will use the TFNs to identify each partner or beneficiary or entity in our records. It is not an offence not to provide the TFNs. However, you cannot lodge your tax return electronically if you do not quote your TFN.

Taxation law authorises the ATO to collect information and to disclose it to other government agencies. For information about your privacy go to ato.gov.au/privacy

The Australian Business Register

The Commissioner of Taxation, as Registrar of the Australian Business Register, may use the ABN and business details which you provide on this tax return to maintain the integrity of the register.

Please refer to the privacy statement on the Australian Business Register (ABR) website (www.abr.gov.au) for further information – it outlines our commitment to safeguarding your details.

Electronic Funds Transfer – Direct Debit

Where you have requested an EFT direct debit some of your details will be provided to your financial institution and the Tax Office's sponsor bank to facilitate the payment of your taxation liability from your nominated account.

<u>Tax File Number</u>	<u>Name of partnership, trust, fund or entity</u>	<u>Year</u>
TFN Recorded	RM Resources Superannuation Fund	2021

I authorise my tax agent to electronically transmit this tax return via the electronic lodgment service.

Important

Before making this declaration please check to ensure that all income has been disclosed and the tax return is true and correct in every detail. If you are in doubt about any aspect of the tax return, place all the facts before the Tax Office. The tax law provides heavy penalties for false or misleading statements on tax returns.

Declaration - I declare that:

- the information provided to my registered tax agent for the preparation of this tax return, including any applicable schedules is true and correct, and
- the agent is authorised to lodge this tax return.

Signature of partner, trustee or director	Date
---	------

PART B ELECTRONIC FUNDS TRANSFER CONSENT

This declaration is to be completed when an electronic funds transfer EFT of a refund is requested and the tax return is being lodged through the electronic lodgment service ELS.

This declaration must be signed by the taxpayer prior to the EFT details being transmitted to the Tax Office. If you elect for an EFT, all details below must be completed.

Important

Care should be taken when completing EFT details as the payment of any refund, including any family tax benefit, will be made to the account specified.

Agent Ref No.	Account Name
24742602	RM Resources Superannuation Fund

I authorise the refund to be deposited directly to the account specified.

Signature	Date
-----------	------

PART D TAX AGENTS CERTIFICATE (SHARED FACILITIES USERS ONLY)

Client Ref	Agent Ref No.	Contact Name	Contact No.
MUIRR040	24742602	Mora Wealth Accountants Pty Ltd	0893091233

Declaration - I declare that:

- I have prepared this tax return and/or family tax benefit tax claim in accordance with the information supplied by the taxpayer
- I have received a declaration made by the taxpayer that the information provided to me for the preparation of this document is true and correct, and
- I am authorised by the taxpayer to lodge this tax return and any applicable schedules that are attached.

Agent's Signature	Date
-------------------	------

Section A: Fund information

Period start 01/07/2020

Period end 30/06/2021

1 TAX FILE NUMBER TFN Recorded

2 NAME OF SELF-MANAGED SUPERANNUATION FUND (SMSF) RM Resources Superannuation Fund

3 AUSTRALIAN BUSINESS NUMBER 43 133 504 240

4 CURRENT POSTAL ADDRESS

Address	Town/City	State	Postcode
PO Box 1389	Wangara DC	WA	6947

5 ANNUAL RETURN STATUS

Is this the first required return for a newly registered SMSF? No

6 SMSF AUDITOR

Title Mr

First name Anthony

Other name William

Family name Boys

SMSF auditor number 100014140

Contact number 61-410712708

Auditor Address	Town/City	State	Postcode
PO Box 3376	RUNDLE MALL	SA	5000

Was part A of the audit report qualified? **B** No

Was part B of the audit report qualified? **C** No

7 ELECTRONIC FUNDS TRANSFER (EFT)

A. Fund's financial institution account details

BSB number 066117

Account number 10304124

Account name RM Resources Superannuation Fund

I would like my tax refunds made to this account Yes

8 STATUS OF SMSF

Australian superannuation fund? **A** Yes

Fund benefit structure **B** A

Does the fund trust deed allow acceptance of the Government's Super Co-contribution and Low Income Super Contribution? **C** Yes

Section B: Income

11 INCOME

Prior year losses brought forward

Other Net Capital Losses		\$57.00
Did you have a CGT event during the year?	G	Yes
Have you applied an exemption or rollover?	M	No
Net capital gain	A	\$0.00

Losses carried forward

Other Net Capital Losses		\$55.00
Gross rent and other leasing and hiring	B	\$12,980.00
Gross interest income	C	\$2.00
Tax file number amounts withheld from gross interest		\$0.00
Gross foreign income	D1	\$8.00
Net foreign income	D	\$8.00
Transfers from foreign funds income	Number 0 F	
Unfranked dividends	J	\$56.00
Franked dividend income amount	K	\$2,735.00
Franking credit	L	\$1,172.00
Gross distribution from trusts income	M	\$68.00
Assessable contributions	(R1 + R2 + R3 less R6) R	\$2,492.00
Assessable employer contributions	(1,020.27 + 1,472.09) R1	\$2,492.00
No-TFN-quoted contributions	R3	\$0.00
Gross income	W	\$19,513.00
Total assessable income	V	\$19,513.00

Section C: Deductions and non-deductible expenses

12 DEDUCTIONS

		Deductions		Non-Deductible Expenses
Capital allowance		\$623.00		
Decline in value of depreciating assets	E1	\$623.00	E2	
Investment expenses	I1	\$5,228.00	I2	\$0.00
Management and administration expenses	J1	\$910.00	J2	\$0.00
Totals	N	\$6,761.00	Y	\$0.00
Total SMSF expenses		(N + Y)	Z	\$6,761.00
Taxable income or loss		(TOTAL ASSESSABLE INCOME less TOTAL DEDUCTIONS)	O	\$12,752.00

Section D: Income tax calculation statement

13 CALCULATION STATEMENT		
Taxable income		A \$12,752.00
Tax on taxable income		T1 \$1,912.80
Tax on no-TFN-quoted contributions		J \$0.00
Gross tax		B \$1,912.80
Non-refundable non-carry forward tax offsets	(C1 + C2)	C \$0.90
Foreign income tax offset		C1 \$0.90
Subtotal	(B less C - cannot be less than zero)	T2 \$1,911.90
Non-refundable carry forward tax offsets	(D1 + D2 + D3 + D4)	D \$0.00
Early stage venture capital limited partnership tax offset		D1 \$0.00
Early stage venture capital limited partnership tax offset carried forward from previous year		D2 \$0.00
Early stage investor tax offset		D3 \$0.00
Early stage investor tax offset carried forward from previous year		D4 \$0.00
Subtotal	(T2 less D - cannot be less than zero)	T3 \$1,911.90
REFUNDABLE TAX OFFSETS	(E1 + E2 + E3 + E4)	E \$1,180.76
Complying fund's franking credits tax offset		E1 \$1,180.76
Exploration credit tax offset		E4 \$0.00
Tax Payable		T5 \$731.14
Eligible credits	(H1 + H2 + H3 + H5 + H6 + H8)	H \$50.00
Credit for tax withheld - where ABN or TFN not quoted (non-individual)	(\$26 + \$24)	H3 \$50.00
Credit for TFN amounts withheld from payments from closely held trusts		H5 \$0.00
Credit for amounts withheld from foreign resident capital gains withholding		H8 \$0.00
Tax offset refunds (Remainder of refundable tax offsets)		I \$0.00
PAYG instalments raised		K \$1,680.00
Supervisory levy		L \$259.00
Supervisory levy adjustment for wound up funds		M \$0.00
Supervisory levy adjustment for new funds		N \$0.00
Amount refundable		S \$739.86

Section E: Losses

14 LOSSES		
Net capital losses carried forward to later income years		V \$55.00

Section H: Assets and liabilities

15 ASSETS		
15a Australian managed investments		
Listed trusts		A \$4,103.00

15b Australian direct investments

Cash and term deposits	(\$2,284.55 + \$3,152.42 + \$721.26)	E	\$6,158.00
Listed shares		H	\$90,394.00
Residential real property		L	\$300,000.00
Other assets	(\$3,211 + \$11 + \$1,000 + \$19 + \$9 + \$3,383)	O	\$7,633.00

15d Overseas direct investments

Total Australian and overseas assets		U	\$408,288.00
---	--	----------	---------------------

16 LIABILITIES

Total member closing account balances	(\$283,225 + \$74,974 + \$180 + \$49,120)	W	\$407,499.00
Other liabilities		Y	\$789.00
Total liabilities		Z	\$408,288.00

Section K: Declarations**PREFERRED TRUSTEE OR DIRECTOR CONTACT DETAILS**

Title	Mr
First name	Robert Andrew
Family name	Muir
Non-individual trustee name	Rm Resources Superannuation Pty Ltd
Contact number	04 38975709

TAX AGENT'S CONTACT DETAILS

Practice name	Mora Wealth Accountants Pty Ltd
Title	Mr
First name	Alex
Family name	Mora
Contact number	08 93091233

Member 1 — Muir, Robert Andrew (TFN Recorded)

Account status		Open
Tax File Number		TFN Recorded
INDIVIDUAL NAME		
Title		Mr
Given name		Robert Andrew
Other given names		
Family name		Muir
Suffix		
Date of birth		2 Jan 1950
Date of death		
CONTRIBUTIONS		
Opening account balance		\$261,380.85
Employer contributions	A	\$1,020.27
Principal Employer ABN	A1	
Personal contributions	B	
CGT small business retirement exemption	C	
CGT small business 15 year exemption	D	
Personal injury election	E	
Spouse and child contributions	F	
Other third party contributions	G	
Proceeds from primary residence disposal	H	
Receipt date	H1	
Assessable foreign superannuation fund amount	I	
Non-assessable foreign superannuation fund amount	J	
Transfer from reserve: assessable amount	K	
Transfer from reserve: non-assessable amount	L	
Contributions from non-complying funds and previously non-complying funds	T	
Any other contributions (including Super Co-contributions and Low Income Super Contributions)	M	
Total Contributions	N	\$1,020.27

OTHER TRANSACTIONS

Allocated earnings or losses	O	\$30,824.08
Inward rollovers and transfers	P	
Outward rollovers and transfers	Q	
TRIS Count		
Accumulation phase account balance	S1	\$283,225.20
Retirement phase account balance - Non CDBIS	S2	
Retirement phase account balance - CDBIS	S3	
Accumulation phase value	X1	
Retirement phase value	X2	
Outstanding Limited recourse borrowing arrangement	Y	
Lump Sum payment	R1	\$10,000.00
Income stream payment	R2	
Closing account balance	S	\$283,225.20

Member 2 — Muir, Kattie Jane (TFN Recorded)

Account status	Open
Tax File Number	TFN Recorded
INDIVIDUAL NAME	
Title	Miss
Given name	Kattie Jane
Other given names	
Family name	Muir
Suffix	
Date of birth	29 Sep 1987
Date of death	
CONTRIBUTIONS	
Opening account balance	\$65,667.84
Employer contributions	A \$1,472.09
Principal Employer ABN	A1
Personal contributions	B
CGT small business retirement exemption	C
CGT small business 15 year exemption	D
Personal injury election	E
Spouse and child contributions	F
Other third party contributions	G
Proceeds from primary residence disposal	H
Receipt date	H1
Assessable foreign superannuation fund amount	I
Non-assessable foreign superannuation fund amount	J
Transfer from reserve: assessable amount	K
Transfer from reserve: non-assessable amount	L
Contributions from non-complying funds and previously non-complying funds	T
Any other contributions (including Super Co-contributions and Low Income Super Contributions)	M
Total Contributions	N \$1,472.09

OTHER TRANSACTIONS

Allocated earnings or losses	O	\$7,833.75
Inward rollovers and transfers	P	
Outward rollovers and transfers	Q	
TRIS Count		
Accumulation phase account balance	S1	\$74,973.68
Retirement phase account balance - Non CDBIS	S2	
Retirement phase account balance - CDBIS	S3	
Accumulation phase value	X1	
Retirement phase value	X2	
Outstanding Limited recourse borrowing arrangement	Y	
Lump Sum payment	R1	
Income stream payment	R2	
Closing account balance	S	\$74,973.68

Member 3 — Muir, Amber (TFN Recorded)

Account status	Open
Tax File Number	TFN Recorded
INDIVIDUAL NAME	
Title	Miss
Given name	Amber
Other given names	
Family name	Muir
Suffix	
Date of birth	31 Dec 1992
Date of death	
CONTRIBUTIONS	
Opening account balance	\$161.77
Employer contributions	A
Principal Employer ABN	A1
Personal contributions	B
CGT small business retirement exemption	C
CGT small business 15 year exemption	D
Personal injury election	E
Spouse and child contributions	F
Other third party contributions	G
Proceeds from primary residence disposal	H
Receipt date	H1
Assessable foreign superannuation fund amount	I
Non-assessable foreign superannuation fund amount	J
Transfer from reserve: assessable amount	K
Transfer from reserve: non-assessable amount	L
Contributions from non-complying funds and previously non-complying funds	T
Any other contributions (including Super Co-contributions and Low Income Super Contributions)	M
Total Contributions	N

OTHER TRANSACTIONS

Allocated earnings or losses	O	\$18.73
Inward rollovers and transfers	P	
Outward rollovers and transfers	Q	
TRIS Count		
Accumulation phase account balance	S1	\$180.50
Retirement phase account balance - Non CDBIS	S2	
Retirement phase account balance - CDBIS	S3	
Accumulation phase value	X1	
Retirement phase value	X2	
Outstanding Limited recourse borrowing arrangement	Y	
Lump Sum payment	R1	
Income stream payment	R2	
Closing account balance	S	\$180.50

Member 4 — Muir, Jake (TFN Recorded)

Account status	Open
Tax File Number	TFN Recorded
INDIVIDUAL NAME	
Title	Mr
Given name	Jake
Other given names	
Family name	Muir
Suffix	
Date of birth	5 May 1990
Date of death	
CONTRIBUTIONS	
Opening account balance	\$43,840.77
Employer contributions	A
Principal Employer ABN	A1
Personal contributions	B
CGT small business retirement exemption	C
CGT small business 15 year exemption	D
Personal injury election	E
Spouse and child contributions	F
Other third party contributions	G
Proceeds from primary residence disposal	H
Receipt date	H1
Assessable foreign superannuation fund amount	I
Non-assessable foreign superannuation fund amount	J
Transfer from reserve: assessable amount	K
Transfer from reserve: non-assessable amount	L
Contributions from non-complying funds and previously non-complying funds	T
Any other contributions (including Super Co-contributions and Low Income Super Contributions)	M
Total Contributions	N

OTHER TRANSACTIONS

Allocated earnings or losses	O	\$5,279.58
Inward rollovers and transfers	P	
Outward rollovers and transfers	Q	
TRIS Count		
Accumulation phase account balance	S1	\$49,120.35
Retirement phase account balance - Non CDBIS	S2	
Retirement phase account balance - CDBIS	S3	
Accumulation phase value	X1	
Retirement phase value	X2	
Outstanding Limited recourse borrowing arrangement	Y	
Lump Sum payment	R1	
Income stream payment	R2	
Closing account balance	S	\$49,120.35

Capital Gains Tax Schedule

1 CURRENT YEAR CAPITAL GAINS AND CAPITAL LOSSES	Capital gains	Capital losses
Shares in companies listed on an Australian securities exchange	A	K
Other shares	B	L
Units in unit trusts listed on an Australian securities exchange	C	\$2.00 M
Other units	D	N
Real estate situated in Australia	E	O
Other real estate	F	P
Amount of capital gains from a trust (including a managed fund)	G	
Collectables	H	Q
Other CGT assets and any other CGT events	I	R
Amount of capital gain previously deferred under transitional CGT relief for superannuation funds	S	\$0.00
Total current year	J	\$2.00 A
2 CAPITAL LOSSES		
Total current year capital losses applied	B	
Total prior year net capital losses applied	C	\$2.00
Total capital losses transferred in applied (only for transfers involving a foreign bank branch or permanent establishment of a foreign financial entity)	D	
Total capital losses applied	E	\$2.00
3 UNAPPLIED NET CAPITAL LOSSES CARRIED FORWARD		
Net capital losses from collectables carried forward to later income years	A	
Other net capital losses carried forward to later income years	B	\$55.00
4 CGT DISCOUNT		
Total CGT discount applied	A	
5 CGT CONCESSIONS FOR SMALL BUSINESS		
Small business active asset reduction	A	
Small business retirement exemption	B	
Small business rollover	C	
Total small business concessions applied	D	\$0.00
6 NET CAPITAL GAIN		
	A	\$0.00
1J less 2E less 4A less 5D (cannot be less than zero). Amount will appear at label A, Net capital gain on your tax return		
7 EARNOUT ARRANGEMENTS		
Income year earnout right created	F	
Amended net capital gain or capital losses carried forward	G	

8 OTHER CGT INFORMATION REQUIRED (IF APPLICABLE)

Small business 15 year exemption – exempt capital gains	A
Capital gains disregarded by a foreign resident	B
Capital gains disregarded as a result of a scrip for scrip rollover	C
Capital gains disregarded as a result of an inter-company asset rollover	D
Capital gains disregarded by a demerging entity	E

Depreciating asset worksheets

Description	Type	Method	Rate	OWDV	Decline	Business Use	Business Decline	CWDV
Rangehood & Oven	GEN	DV	20.00	\$219	\$44	100%	\$44	\$175
Airconditioner	OFF	DV	20.00	\$750	\$150	100%	\$150	\$600
Kitchen Cabinets	GEN	DV	14.98	\$2,865	\$429	100%	\$429	\$2,436
Total				\$3,834	\$623		\$623	\$3,211

Worksheets

11 INCOME

B Gross rent and other leasing and hiring

Description	Amount
Imported from SF360	\$12,980.00
Total	\$12,980.00

C Gross interest income

Description	Tax Withheld	Interest
Imported from SF360	\$0.00	\$2.00
Total	\$0.00	\$2.00

D1 Gross foreign income

Description	Amount
Imported from SF360	\$8.00
Total	\$8.00

D Net foreign income

Description	Amount
Imported from SF360	\$8.00
Total	\$8.00

M Gross distribution from trusts income

Description	Amount
Imported from SF360	\$68.00
Total	\$68.00

12 DEDUCTIONS

I Investment Expenses

Description	Deductible	Non deductible
Imported from SF360	\$5,228.00	\$0.00
Total	\$5,228.00	\$0.00

J Management and administration expenses

Description	Deductible	Non deductible
Imported from SF360	\$910.00	\$0.00
Total	\$910.00	\$0.00

13 CALCULATION STATEMENT**D1** Early stage venture capital limited partnership tax offset

Description	Amount
Imported from SF360	\$0.00
Total	\$0.00

D2 Early stage venture capital limited partnership tax offset carried forward from previous year

Description	Amount
Imported from SF360	\$0.00
Total	\$0.00

D3 Early stage investor tax offset

Description	Amount
Imported from SF360	\$0.00
Total	\$0.00

D4 Early stage investor tax offset carried forward from previous year

Description	Amount
Imported from SF360	\$0.00
Total	\$0.00

H5 Credit for TFN amounts withheld from payments from closely held trusts

Description	Amount
Imported from SF360	\$0.00
Total	\$0.00

H8 Credit for amounts withheld from foreign resident capital gains withholding

Description	Amount
Imported from SF360	\$0.00
Total	\$0.00

K PAYG INSTALMENTS RAISED

Description	Amount
Imported from SF360	\$1,680.00
Total	\$1,680.00

15 ASSETS**15a** AUSTRALIAN MANAGED INVESTMENTS**A** Listed trusts

Description	Amount
Imported from SF360	\$4,103.00
Total	\$4,103.00

15b AUSTRALIAN DIRECT INVESTMENTS

E Cash and term deposits

Description	Amount
Imported from SF360	\$6,158.00
Total	\$6,158.00

H Listed shares

Description	Amount
Imported from SF360	\$90,394.00
Total	\$90,394.00

L Residential real property

Description	Amount
Imported from SF360	\$300,000.00
Total	\$300,000.00

O Other assets

Description	Amount
Imported from SF360	\$7,633.00
Total	\$7,633.00

16 LIABILITIES**Y** Other liabilities

Description	Amount
Imported from SF360	\$789.00
Total	\$789.00

W - WORKING PAPER

RM Resources Superannuation Fund

Investment Income Comparison Report



As at 30 June 2021

Investment	Ledger Data				ASX & UUT Data							
	Transaction Date	Income Amount	Franking Credit	Date Payable	Ex Div/Dist Date	Units On Hand	45 Day Qualified	Amount per share/unit	Estimated Income	Estimated Franking*		
Reconciled												
Shares in Listed Companies (Australian)												
AMP.AX	AMP Limited	01/10/2020	684.00	293.14	01/10/2020	18/09/2020	6,840.00	6,840.00	0.1000	684.00	293.14	
ANZ.AX	Australia And New Zealand Banking Group Limited	30/09/2020	162.50	69.64	30/09/2020	24/08/2020	650.00	650.00	0.2500	162.50	69.64	
ANZ.AX	Australia And New Zealand Banking Group Limited	16/12/2020	227.50	97.50	16/12/2020	09/11/2020	650.00	650.00	0.3500	227.50	97.50	
COL.AX	Coles Group Limited.	29/09/2020	44.00	18.86	29/09/2020	27/08/2020	160.00	160.00	0.2750	44.00	18.86	
COL.AX	Coles Group Limited.	26/03/2021	52.80	22.63	26/03/2021	26/02/2021	160.00	160.00	0.3300	52.80	22.63	
MQG.AX	Macquarie Group Limited	03/07/2020	54.00	9.26	03/07/2020	18/05/2020	30.00	30.00	1.8000	54.00	9.26	
MQG.AX	Macquarie Group Limited	22/12/2020	40.50	6.94	22/12/2020	16/11/2020	30.00	30.00	1.3500	40.50	6.94	
NAB.AX	National Australia Bank Limited	03/07/2020	120.00	51.43	03/07/2020	01/05/2020	400.00	400.00	0.3000	120.00	51.43	
NAB.AX	National Australia Bank Limited	10/12/2020	120.00	51.43	10/12/2020	12/11/2020	400.00	400.00	0.3000	120.00	51.43	
NEC.AX	Nine Entertainment Co. Holdings Limited	20/10/2020	20.00	8.57	20/10/2020	09/09/2020	1,000.00	1,000.00	0.0200	20.00	8.57	
NEC.AX	Nine Entertainment Co. Holdings Limited	20/04/2021	50.00	21.43	20/04/2021	04/03/2021	1,000.00	1,000.00	0.0500	50.00	21.43	
WBC.AX	Westpac Banking Corporation	18/12/2020	124.00	53.14	18/12/2020	11/11/2020	400.00	400.00	0.3100	124.00	53.14	
WBC.AX	Westpac Banking Corporation	25/06/2021	232.00	99.43	25/06/2021	13/05/2021	400.00	400.00	0.5800	232.00	99.43	
WES.AX	Wesfarmers Limited	01/10/2020	342.00	146.57	01/10/2020	25/08/2020	360.00	360.00	0.9500	342.00	146.57	
WES.AX	Wesfarmers Limited	31/03/2021	316.80	135.77	31/03/2021	23/02/2021	360.00	360.00	0.8800	316.80	135.77	
WPL.AX	Woodside Petroleum Ltd	18/09/2020	134.11	57.48	18/09/2020	24/08/2020	370.00	370.00	0.3625	134.11	57.48	
WPL.AX	Woodside Petroleum Ltd	24/03/2021	67.61	28.98	24/03/2021	25/02/2021	442.00	442.00	0.1530	67.61	28.98	
			2,791.82	1,172.20						8.3604	2,791.82	1,172.20

Unreconciled

Dividend Income = \$2,791.82 - TFN (MQG) \$26 = \$2,765.82

Units in Listed Unit Trusts (Australian)

RM Resources Superannuation Fund
Investment Income Comparison Report



As at 30 June 2021

Investment	Ledger Data			ASX & UUT Data							
	Transaction Date	Income Amount	Franking Credit	Date Payable	Ex Div/Dist Date	Units On Hand	45 Day Qualified	Amount per share/unit	Estimated Income	Estimated Franking*	
LLC.AX	Lendlease Group	15/09/2020	10.26		15/09/2020	21/08/2020	315.00	315.00	0.0326	10.26	0.00
LLC.AX	Lendlease Group	17/03/2021	39.70		17/03/2021	26/02/2021	358.00	358.00	0.1500	53.70	8.56
LLC.AX	Lendlease Group	30/06/2021	28.53	8.56							
			78.49	8.56					0.1826	63.96	8.56
			2,870.31	1,180.76					8.5430	2,855.78	1,180.76

**For LLC Distribution, refer
 Distribution reconciliation report
 in next page.**

*Franking credit is estimated using 45 day qualified units. The estimation might not be accurate for preference shares and hedging arrangements.

RM Resources Superannuation Fund Distribution Reconciliation Report



For The Period 01 July 2020 - 30 June 2021

Date	Non Primary Production Income (A) * ₁					Distributed Capital Gains (B) * ₂					Foreign Income * ₃		Non-Assessable			Taxable Income
	Payment Received	Franked	Unfranked	Interest/ Other	Franking Credits	Discounted (After Discount)	Rate * ₅	CGT Concession	Indexed	Other	Foreign Income	Foreign Credits	Tax Exempt	Tax Free	Tax Deferred / AMIT * ₆	
Units in Listed Unit Trusts (Australian)																
LLC.AX Lendlease Group																
15/09/2020	6.26			3.72		1.12	I	1.12			1.66	0.24			2.64	6.74
17/03/2021	39.70						I								0.00	
30/06/2021	8.53	19.98	19.98	16.19	8.56		S			5.81	0.66			6.27		71.18
	54.49	19.98	19.98	19.91	8.56	1.12		1.12		7.47	0.90			8.91		77.92
	<i>Net Cash Distribution: 54.49</i>															
	54.49	19.98	19.98	19.91	8.56	1.12		1.12		7.47	0.90			8.91		77.92

The said income was not recorded in previous year. Hence, we have recorded the same as income in current year and also recorded the tax statement in current year.

RM Resources Superannuation Fund Distribution Reconciliation Report



For The Period 01 July 2020 - 30 June 2021

Date	Non Primary Production Income (A) * ₁			Distributed Capital Gains (B) * ₂					Foreign Income * ₃		Non-Assessable				Taxable Income	
	Payment Received	Franked	Unfranked	Interest/ Other	Franking Credits	Discounted (After Discount)	Rate * ₅	CGT Concession	Indexed	Other	Foreign Income	Foreign Credits	Tax Exempt	Tax Free		Tax Deferred / AMIT * ₆
TOTAL	54.49	19.98	19.98	19.91	8.56	1.12		1.12			7.47	0.90			8.91	77.92

Total Distributed Gains

Discount Rate	Discounted	Gross
Superfund 1/3	0.00	0.00
Individual 50%(I)	1.12	2.24
Total	1.12	2.24

*₁ Summary of Non Primary Production Income (A)

Tax Label	Franked	Unfranked	Interest/Other	Less Other Deduction	Income Before Credits * ₇	Franking Credits	Total Including Credits
11M Gross trust distributions	19.98	19.98	19.91		59.87	8.56	68.43

*₂ Forms part of the Net Capital Gains calculation for Tax Label 11A.

*₃ Forms part of the Foreign Credits calculation for Tax Label 11D, D1, 13C1.

*₄ Taxable Income is designed to match Tax Statement provided by Fund Manager.

Taxable Income in the SMSF Annual Return will be different due to application of Capital Losses in Net Capital Gain calculation and application of different discount method.

*₅ This is the discount rate selected for the transaction. "S" being Super Funds at 1/3 and "I" being Individual at 50%.

*₆ AMIT cost base net increase is reflected as negative amount i.e. negative tax deferred and AMIT cost base net decrease is reflected as positive amount i.e. positive tax deferred.

*₇ Sum of Income Before Credits reconciles with Taxable Trust Distributions in Statement of Taxable Income.

^ Variance between Payment Received and Net Cash Distribution.

RM Resources Superannuation Fund

Contributions Breakdown Report



For The Period 01 July 2020 - 30 June 2021

Summary

Member	D.O.B	Age (at 30/06/2020)	Total Super Balance (at 30/06/2020) *1	Concessional	Non-Concessional	Other	Reserves	Total
Muir, Amber	Provided	27	161.77	0.00	0.00	0.00	0.00	0.00
Muir, Jake	Provided	30	43,840.77	0.00	0.00	0.00	0.00	0.00
Muir, Kattie Jane	Provided	32	65,667.84	1,472.09	0.00	0.00	0.00	1,472.09
Muir, Robert Andrew	Provided	70 *3	261,380.85	1,020.27	0.00	0.00	0.00	1,020.27
All Members				2,492.36	0.00	0.00	0.00	2,492.36

*1 TSB can include information external to current fund's transaction records. The amount is per individual across all funds.

*3 Members aged 67 to 74 must satisfy work test or meet work test exemption criteria (applies from 1 July 2019) for your fund to accept non-mandated contributions (e.g. salary sacrifice, personal super contributions). NCC bring-forward arrangement is not available.

Contribution Caps

Member	Contribution Type	Contributions	Cap	Current Position
Muir, Amber	Concessional (5 year carry forward cap available)	0.00	75,000.00	75,000.00 Below Cap
	Non-Concessional	0.00	100,000.00	100,000.00 Below Cap
Muir, Jake	Concessional (5 year carry forward cap available)	0.00	71,675.88	71,675.88 Below Cap
	Non-Concessional	0.00	100,000.00	100,000.00 Below Cap
Muir, Kattie Jane	Concessional (5 year carry forward cap available)	1,472.09	54,680.90	53,208.81 Below Cap
	Non-Concessional	0.00	100,000.00	100,000.00 Below Cap
Muir, Robert Andrew	Concessional (5 year carry forward cap available)	1,020.27	70,827.96	69,807.69 Below Cap
	Non-Concessional	0.00	100,000.00	100,000.00 Below Cap

Carry Forward Unused Concessional Contribution Cap

Member	2016	2017	2018	2019	2020	2021	Current Position
Muir, Amber							
Concessional Contribution Cap	30,000.00	30,000.00	25,000.00	25,000.00	25,000.00	25,000.00	
Concessional Contribution	4,267.02	4,724.20	2,397.20	0.00	0.00	0.00	
Unused Concessional Contribution	0.00	0.00	0.00	25,000.00	25,000.00	25,000.00	
Cumulative Carry Forward Unused	N/A	N/A	N/A	0.00	25,000.00	50,000.00	
Maximum Cap Available	30,000.00	30,000.00	25,000.00	25,000.00	50,000.00	75,000.00	75,000.00 Below Cap
Total Super Balance	0.00	0.00	18,121.52	170.43	163.28	161.77	
Muir, Jake							
Concessional Contribution Cap	30,000.00	30,000.00	25,000.00	25,000.00	25,000.00	25,000.00	
Concessional Contribution	17,872.43	7,522.17	1,208.40	1,887.64	1,436.48	0.00	
Unused Concessional Contribution	0.00	0.00	0.00	23,112.36	23,563.52	25,000.00	
Cumulative Carry Forward Unused	N/A	N/A	N/A	0.00	23,112.36	46,675.88	
Maximum Cap Available	30,000.00	30,000.00	25,000.00	25,000.00	48,112.36	71,675.88	71,675.88 Below Cap
Total Super Balance	0.00	0.00	42,837.25	42,832.81	42,782.05	43,840.77	
Muir, Kattie Jane							
Concessional Contribution Cap	30,000.00	30,000.00	25,000.00	25,000.00	25,000.00	25,000.00	
Concessional Contribution	5,922.85	7,453.90	7,383.59	7,843.90	12,475.20	1,472.09	
Unused Concessional Contribution	0.00	0.00	0.00	17,156.10	12,524.80	23,527.91	
Cumulative Carry Forward Unused	N/A	N/A	N/A	0.00	17,156.10	29,680.90	
Maximum Cap Available	30,000.00	30,000.00	25,000.00	25,000.00	42,156.10	54,680.90	53,208.81 Below Cap
Total Super Balance	0.00	0.00	45,943.65	51,118.69	55,687.19	65,667.84	
Muir, Robert Andrew							
Concessional Contribution Cap	35,000.00	35,000.00	25,000.00	25,000.00	25,000.00	25,000.00	
Concessional Contribution	36,632.98	34,419.78	8,148.51	0.00	4,172.04	1,020.27	
Unused Concessional Contribution	0.00	0.00	0.00	25,000.00	20,827.96	23,979.73	
Cumulative Carry Forward Unused	N/A	N/A	N/A	0.00	25,000.00	45,827.96	
Maximum Cap Available	35,000.00	35,000.00	25,000.00	25,000.00	50,000.00	70,827.96	69,807.69 Below Cap
Total Super Balance	0.00	0.00	270,366.81	270,828.39	260,539.32	261,380.85	

NCC Bring Forward Caps

Member	Bring Forward Cap	2018	2019	2020	2021	Total	Current Position
Muir, Amber	N/A	0.00	0.00	0.00	0.00	N/A	Bring Forward Not Triggered

Muir, Jake	N/A	0.00	0.00	0.00	0.00	N/A	Bring Forward Not Triggered
Muir, Kattie Jane	N/A	0.00	0.00	0.00	0.00	N/A	Bring Forward Not Triggered
Muir, Robert Andrew	N/A	0.00	224.92	0.00	0.00	N/A	Bring Forward Not Triggered

Muir, Kattie Jane

Date	Transaction Description	Ledger Data					SuperStream Data				
		Contribution Type	Concessional	Non-Concession	Other	Reserves	Contribution	Employer	Concessional	Non-Concess	Other
02/07/2020	TRANSFER FROM QUICKSUPER QUICKSPR2726160 9S8	Employer	1,270.84								
30/07/2020	TRANSFER FROM QUICKSUPER QUICKSPR2745329 339	Employer	201.25								
Total - Muir, Kattie Jane			1,472.09	0.00	0.00	0.00			0.00	0.00	0.00

Muir, Robert Andrew

Date	Transaction Description	Ledger Data					SuperStream Data				
		Contribution Type	Concessional	Non-Concession	Other	Reserves	Contribution	Employer	Concessional	Non-Concess	Other
15/07/2020	TRANSFER FROM SUPERCHOICE P/L PC090720-130436379	Employer	964.75								
09/12/2020	TRANSFER FROM SUPERCHOICE P/L PC031220-163848114	Employer	55.52								
Total - Muir, Robert Andrew			1,020.27	0.00	0.00	0.00			0.00	0.00	0.00

Total for All Members		2,492.36	0.00	0.00	0.00						
------------------------------	--	-----------------	-------------	-------------	-------------	--	--	--	--	--	--

RM Resources Superannuation Fund

General Ledger



As at 30 June 2021

Transaction Date	Description	Units	Debit	Credit	Balance \$
Interest Received (25000)					
<u>ANZ Business Online Saver 3794-25758 (ANZ379425758)</u>					
31/07/2020	CREDIT INTEREST PAID			0.37	0.37 CR
31/08/2020	CREDIT INTEREST PAID			0.45	0.82 CR
30/09/2020	CREDIT INTEREST PAID			0.45	1.27 CR
30/10/2020	CREDIT INTEREST PAID			0.46	1.73 CR
30/11/2020	CREDIT INTEREST PAID			0.48	2.21 CR
31/12/2020	CREDIT INTEREST PAID			0.50	2.71 CR
29/01/2021	CREDIT INTEREST PAID			0.05	2.76 CR
				2.76	2.76 CR
Other Income (26700)					
<u>Other Income (26700)</u>					
11/06/2021	ANZ REFUND RID2008			0.01	0.01 CR
				0.01	0.01 CR
Property Income (28000)					
<u>12/92 Sixth Avenue Maylands (MUIRPROP)</u>					
10/07/2020	PAYMENT FROM TENANT			480.00	480.00 CR
24/07/2020	PAYMENT FROM TENANT			480.00	960.00 CR
07/08/2020	PAYMENT FROM TENANT			480.00	1,440.00 CR
21/08/2020	PAYMENT FROM TENANT			480.00	1,920.00 CR
04/09/2020	PAYMENT FROM RENT			500.00	2,420.00 CR
18/09/2020	PAYMENT FROM RENT			500.00	2,920.00 CR
02/10/2020	PAYMENT FROM RENT			500.00	3,420.00 CR
16/10/2020	PAYMENT FROM RENT			500.00	3,920.00 CR
30/10/2020	PAYMENT FROM RENT			500.00	4,420.00 CR
13/11/2020	PAYMENT FROM RENT			500.00	4,920.00 CR
27/11/2020	PAYMENT FROM RENT			500.00	5,420.00 CR
11/12/2020	PAYMENT FROM RENT			500.00	5,920.00 CR
29/12/2020	PAYMENT FROM RENT EFFECTIVE DATE 25 DEC 2020			500.00	6,420.00 CR
08/01/2021	PAYMENT FROM RENT			500.00	6,920.00 CR
22/01/2021	PAYMENT FROM RENT			500.00	7,420.00 CR
05/02/2021	PAYMENT FROM RENT			500.00	7,920.00 CR
19/02/2021	PAYMENT FROM RENT			500.00	8,420.00 CR
05/03/2021	PAYMENT FROM RENT			500.00	8,920.00 CR
19/03/2021	PAYMENT FROM RENT			500.00	9,420.00 CR
06/04/2021	PAYMENT FROM RENT EFFECTIVE DATE 02 APR 2021			500.00	9,920.00 CR
16/04/2021	PAYMENT FROM RENT			500.00	10,420.00 CR
30/04/2021	PAYMENT FROM RENT			500.00	10,920.00 CR
14/05/2021	PAYMENT FROM RENT			500.00	11,420.00 CR
28/05/2021	TRANSFER FROM JAKE MUIR RENT			520.00	11,940.00 CR
11/06/2021	TRANSFER FROM JAKE MUIR RENT			520.00	12,460.00 CR
25/06/2021	TRANSFER FROM JAKE MUIR RENT			520.00	12,980.00 CR
				12,980.00	12,980.00 CR

Total Debits: 0.00

Total Credits: 12,982.77

RM Resources Superannuation Fund

General Ledger



As at 30 June 2021

Transaction Date	Description	Units	Debit	Credit	Balance \$
Accountancy Fees (30100)					
<u>Accountancy Fees (30100)</u>					
06/07/2020	ANZ INTERNET BANKING PAYMENT 984867 TO WEALTH SAFE EFFECTIVE DATE 04 JUL 2020		220.00		220.00 DR
06/07/2020	ANZ INTERNET BANKING PAYMENT 984442 TO WEALTH SAFE EFFECTIVE DATE 04 JUL 2020		242.00		462.00 DR
			462.00		462.00 DR
ASIC Fees (30800)					
<u>ASIC Fees (30800)</u>					
21/01/2021	ANZ INTERNET BANKING BPAY ASIC {894993}		1.00		1.00 DR
21/01/2021	ANZ INTERNET BANKING BPAY ASIC 18961461		6.00		7.00 DR
21/01/2021	ASIC fees paid twice in previous year considered as expense in current year		321.00		328.00 DR
			328.00		328.00 DR
Bank Charges (31500)					
<u>Bank Charges (31500)</u>					
17/07/2020	ACCOUNT SERVICING FEE		10.00		10.00 DR
17/08/2020	ACCOUNT SERVICING FEE		10.00		20.00 DR
17/09/2020	ACCOUNT SERVICING FEE		10.00		30.00 DR
16/10/2020	ACCOUNT SERVICING FEE		10.00		40.00 DR
17/11/2020	ACCOUNT SERVICING FEE		10.00		50.00 DR
17/12/2020	ACCOUNT SERVICING FEE		10.00		60.00 DR
15/01/2021	ACCOUNT SERVICING FEE		10.00		70.00 DR
17/02/2021	ACCOUNT SERVICING FEE		10.00		80.00 DR
17/03/2021	ACCOUNT SERVICING FEE		10.00		90.00 DR
16/04/2021	ACCOUNT SERVICING FEE		10.00		100.00 DR
17/05/2021	ACCOUNT SERVICING FEE		10.00		110.00 DR
17/06/2021	ACCOUNT SERVICING FEE		10.00		120.00 DR
			120.00		120.00 DR
Depreciation (33400)					
<u>Rangehood & oven (MUIRR040-001)</u>					
30/06/2021	Depreciation 2021		44.00		44.00 DR
			44.00		44.00 DR
<u>Airconditioner (MUIRR040-002)</u>					
30/06/2021	Depreciation 2021		150.00		150.00 DR
			150.00		150.00 DR
<u>Kitchen cabinets (MUIRR040-003)</u>					
30/06/2021	Depreciation 2021		429.00		429.00 DR
			429.00		429.00 DR
Property Expenses - Council Rates (41960)					
<u>12/92 Sixth Avenue Maylands (MUIRPROP)</u>					
07/08/2020	ANZ INTERNET BANKING BPAY CITY OF BAYSWATER {637049}		1,422.48		1,422.48 DR
			1,422.48		1,422.48 DR
Property Expenses - Repairs Maintenance (42060)					

RM Resources Superannuation Fund
General Ledger



As at 30 June 2021

Transaction Date	Description	Units	Debit	Credit	Balance \$
<u>12/92 Sixth Avenue Maylands (MUIRPROP)</u>					
24/07/2020	ANZ INTERNET BANKING PAYMENT 896368 TO MR R A MUIR		96.00		96.00 DR
22/12/2020	ANZ INTERNET BANKING PAYMENT 719090 TO MR R A MUIR - Front door fly screen repairs		55.74		151.74 DR
27/01/2021	ANZ INTERNET BANKING PAYMENT 929948 TO MR R A MUIR EFFECTIVE DATE 26 JAN 2021		339.86		491.60 DR
			491.60		491.60 DR
Property Expenses - Strata Levy Fees (42100)					
<u>12/92 Sixth Avenue Maylands (MUIRPROP)</u>					
04/09/2020	ANZ INTERNET BANKING BPAY DEFT PAYMENTS {163635}		561.37		561.37 DR
04/12/2020	ANZ INTERNET BANKING BPAY DEFT PAYMENTS {903924}		656.03		1,217.40 DR
07/05/2021	ANZ INTERNET BANKING BPAY DEFT PAYMENTS {638619} - Bruel Strata Fees		582.84		1,800.24 DR
07/06/2021	ANZ INTERNET BANKING BPAY DEFT PAYMENTS {788327} EFFECTIVE DATE 05 JUN 2021		574.58		2,374.82 DR
			2,374.82		2,374.82 DR
Property Expenses - Water Rates (42150)					
<u>12/92 Sixth Avenue Maylands (MUIRPROP)</u>					
13/07/2020	ANZ INTERNET BANKING BPAY WATER CORPORATION {290101}		159.54		159.54 DR
21/09/2020	ANZ INTERNET BANKING BPAY WATER CORPORATION {937671} EFFECTIVE DATE 19 SEP 2020		156.97		316.51 DR
13/11/2020	ANZ INTERNET BANKING BPAY WATER CORPORATION {6081 14}		156.97		473.48 DR
11/01/2021	ANZ INTERNET BANKING BPAY WATER CORPORATION {353264}		151.83		625.31 DR
15/03/2021	ANZ INTERNET BANKING BPAY WATER CORPORATION {231018} EFFECTIVE DATE 13 MAR 2021		156.97		782.28 DR
07/05/2021	ANZ INTERNET BANKING BPAY WATER CORPORATION {277939}		156.97		939.25 DR
			939.25		939.25 DR

Total Debits: 6,761.15

Total Credits: 0.00

Early Release details from BGL360

Rollover Payment Details SHOWING MORE

Type of Payment:

Member:

Special Condition of Release:

Service Period Start Date: Date of Payment:

Display in Operating Statement NO

Percentage: Payment Amount: Tax Withheld:

Rollover Components

Tax-Free Component	<input type="text" value="116.40"/>
Taxable Component	
Element Taxed in the Fund	<input type="text" value="9,883.60"/>
Element Untaxed in the Fund	<input type="text" value="0.00"/>
Total	10,000.00

Preservation Amounts

Preserved Amount	<input type="text" value="10,000.00"/>
Restricted Non-Preserved Amount	<input type="text" value=""/>
Unrestricted Non-Preserved Amount	<input type="text" value="0.00"/>
Total	10,000.00

Early release of super should be withdrawn from Preserved or Restricted Non-Preserved components. Click [here](#) for more info.

RM Resources Superannuation Fund

General Ledger



As at 30 June 2021

Transaction Date	Description	Units	Debit	Credit	Balance \$
Distributions Receivable (61800)					
<u>Lendlease Group (LLC.AX1)</u>					
30/06/2021	LLC Distribution Receivable for June 2021		8.53		8.53 DR
			8.53		8.53 DR
Reinvestment Residual Account (62550)					
<u>Woodside Petroleum Ltd (WPL.AX)</u>					
01/07/2020	Opening Balance				15.55 DR
18/09/2020	USD 0.26, 0.26 FRANKED, 30% CTR, DRP 1.5% DISC		18.11		33.66 DR
18/09/2020	USD 0.26, 0.26 FRANKED, 30% CTR, DRP 1.5% DISC			15.55	18.11 DR
24/03/2021	USD 0.12, 0.12 FRANKED, 30% CTR, DRP 1.5% DISC		11.40		29.51 DR
24/03/2021	USD 0.12, 0.12 FRANKED, 30% CTR, DRP 1.5% DISC			18.11	11.40 DR
			29.51	33.66	11.40 DR
Bond (65600)					
<u>Bond (65600)</u>					
01/07/2020	Opening Balance				1,000.00 DR
					1,000.00 DR
ASIC Account (65700)					
<u>ASIC Account (65700)</u>					
01/07/2020	Opening Balance				321.00 DR
21/01/2021	ASIC fees paid twice in previous year considered as expense in current year			321.00	0.00 DR
21/01/2021	ANZ INTERNET BANKING BPAY ASIC {894993}		9.00		9.00 DR
21/01/2021	ANZ INTERNET BANKING BPAY ASIC 18961461		10.00		19.00 DR
			19.00	321.00	19.00 DR
Sundry Debtors (68000)					
<u>Sundry Debtors (68000)</u>					
01/07/2020	Opening Balance				3,183.00 DR
06/07/2020	ANZ INTERNET BANKING BPAY TAX OFFICE PAYMENT {983332} EFFECTIVE DATE 04 JUL 2020		200.00		3,383.00 DR
			200.00		3,383.00 DR
Total Debits:	257.04				
Total Credits:	354.66				

RM Resources Superannuation Fund
General Ledger



As at 30 June 2021

Transaction Date	Description	Units	Debit	Credit	Balance \$
Income Tax Payable/Refundable (85000)					
<u>Income Tax Payable/Refundable (85000)</u>					
01/07/2020	Opening Balance				1,367.71 CR
05/10/2020	ANZ INTERNET BANKING BPAY TAX OFFICE PAYMENT {666537} EFFECTIVE DATE 03 OCT 2020		420.00		947.71 CR
24/12/2020	ANZ INTERNET BANKING BPAY TAX OFFICE PAYMENT {270730}		420.00		527.71 CR
06/04/2021	ANZ INTERNET BANKING BPAY TAX OFFICE PAYMENT {364952} EFFECTIVE DATE 02 APR 2021		420.00		107.71 CR
30/06/2021	June 2021 PAYGI Payable		420.00		312.29 DR
30/06/2021	Create Entries - Franking Credits Adjustment - 30/06/2021		1,180.76		1,493.05 DR
30/06/2021	Create Entries - TFN Credits Adjustment - 30/06/2021		50.00		1,543.05 DR
30/06/2021	Create Entries - Foreign Credits Adjustment - 30/06/2021		0.90		1,543.95 DR
30/06/2021	Create Entries - Income Tax Expense - 30/06/2021			1,912.80	368.85 CR
			2,911.66	1,912.80	368.85 CR
PAYG Payable (86000)					
<u>PAYG Payable (86000)</u>					
01/07/2020	Opening Balance				398.00 CR
06/07/2020	ANZ INTERNET BANKING BPAY TAX OFFICE PAYMENT {983332} EFFECTIVE DATE 04 JUL 2020		398.00		0.00 DR
30/06/2021	June 2021 PAYGI Payable			420.00	420.00 CR
			398.00	420.00	420.00 CR
Total Debits:			3,309.66		
Total Credits:				2,332.80	

S - SOURCE DOCUMENTS

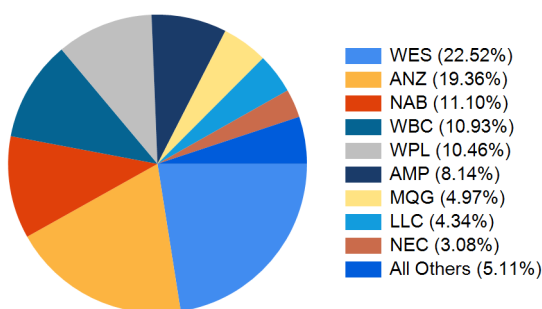
Financial Year Summary

1 JULY 2020 - 30 JUNE 2021

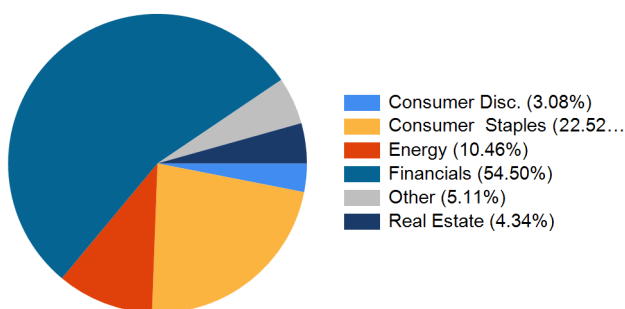
Portfolio Valuation	Account Number	Account Name	Value as at 30 June 2021
Shares	2940165	MR ROBERT ANDREW MUIR + MS KATTIE JANE MUIR <RM RESOURCES SUPER FUND A/C>	\$94,496.43
CDIA	10304124	ROBERT ANDREW MUIR + KATTIE JANE MUIR <RM RESOURCES SUPER FUND A/C>	\$721.26
TOTAL PORTFOLIO VALUE			\$95,217.69

Allocation as at 30 June 2021

Shares in your portfolio



Sectors in your portfolio



Estimated Interest & Dividends 2020-2021 Financial Year

Est. Franked Dividends	\$2,755.10
Est. Unfranked Dividends	\$90.42
Est. Franking Credits	\$1,180.76
Est. Interest Received from Interest Rate Securities	\$0.00
TOTAL INCOME	\$2,845.52

Fees & Charges 2020-2021 Financial Year

Total Brokerage (inc. GST)	\$59.90
Total Subscriptions (inc. GST)	\$0.00
Other Fees (inc. GST)	\$0.00
TOTAL FEES & CHARGES	\$59.90

1 JULY 2020 - 30 JUNE 2021

This statement only provides information for CDIA accounts that have been designated as the settlement account for your CommSec Share trading account as at 30 June. Please refer to NetBank for interest income from all other CBA accounts.

The Interest shown is net of any non-resident or TFN withholding tax (if applicable). Please refer to Netbank for bank fees paid on your designated CDIA settlement account in the financial year.

This statement is issued by Commonwealth Securities Limited ABN 60 067 254 399 AFSL 238814 ("CommSec"), a market participant of ASX and Chi-X Australia, a clearing participant of ASX Clear Pty Limited and a settlement participant of ASX Settlement Pty Limited. CommSec is a wholly owned but non-guaranteed subsidiary of the Commonwealth Bank of Australia ABN 48 123 123 124 AFSL 234945 ("CBA"). Information contained in this statement is believed to be accurate at the time the statement is generated. CBA and its subsidiaries do not accept any liability for any errors or omissions contained in this statement, or any responsibility for any action taken in reliance on this statement. This statement is a summary document only and it is not intended to replace any document which contains information that may be required for taxation purposes. You should therefore retain your CHESS statements, dividend statements, confirmation contract notes and bank account statements for your records in this regard. If there are any errors in this statement, please contact us on 13 15 19. The total brokerage outlined does not include any rebates you may have received over the financial year. Please refer to your transaction statement records for any rebates you may have received for the report period. This report only includes dividends paid for holdings held with CommSec. Any dividends paid (based on the ex-dividend date) prior to holdings being transferred to CommSec are not included in this report. This report may not include information on some accounts if you have switched products, transferred Holder Identification Numbers (HIN) or switched Participant Identification Number (PID) during the financial year. CommSec is not a registered tax practitioner and the information provided in this report does not constitute tax advice. The above information whilst based upon your holdings only takes into account those of your circumstances of which we are aware. It is recommended that you provide the report to your tax adviser or accountant in order that your particular circumstances can be properly addressed.

Address Commonwealth Securities Locked Bag 22, Australia Square NSW 1215 | Enquiries 13 15 19 | www.commsec.com.au

Portfolio Valuation

30 JUNE 2021



SHARES - 2940165 - HIN 79103845

MR ROBERT ANDREW MUIR + MS KATTIE JANE MUIR <RM RESOURCES SUPER FUND A/C>

Portfolio	Units	Unit Price	Portfolio Value	% of Portfolio
5GG - PENTANET FPO (ORDINARY FULLY PAID)	3,100	\$0.6750	\$2,092.50	2.20%
AMP - AMP LIMITED FPO (ORDINARY FULLY PAID)	6,840	\$1.1250	\$7,695.00	8.08%
ANZ - ANZ BANKING GRP LTD FPO (ORDINARY FULLY PAID)	650	\$28.1500	\$18,297.50	19.22%
COL - COLES GROUP FPO (ORDINARY FULLY PAID)	160	\$17.0900	\$2,734.40	2.87%
LLC - LENDLEASE GROUP STAPLED (FULLY PAID ORDINARY/UNITS STAPLED SECURITIES)	358	\$11.4600	\$4,102.68	4.31%
MQG - MACQUARIE GROUP LTD FPO (ORDINARY FULLY PAID)	30	\$156.4300	\$4,692.90	4.93%
NAB - NATIONAL AUST. BANK FPO (ORDINARY FULLY PAID)	400	\$26.2200	\$10,488.00	11.01%
NEC - NINE ENTERTAINMENT FPO (ORDINARY FULLY PAID)	1,000	\$2.9100	\$2,910.00	3.06%
WBC - WESTPAC BANKING CORP FPO (ORDINARY FULLY PAID)	400	\$25.8100	\$10,324.00	10.84%
WES - WESFARMERS LIMITED FPO (ORDINARY FULLY PAID)	360	\$59.1000	\$21,276.00	22.34%
WPL - WOODSIDE PETROLEUM FPO (ORDINARY FULLY PAID)	445	\$22.2100	\$9,883.45	10.38%
		Sub Total	\$94,496.43	99.24%

Cash Accounts	Portfolio Value	% of Portfolio	
CDIA - 06611710304124	\$721.26	0.76%	
	TOTAL	\$95,217.69	100.00%

Portfolio Valuation

30 JUNE 2021



This statement only provides information for CDIA accounts that have been designated as the settlement account for your CommSec Share trading account as at 30 June. Please refer to NetBank for interest income from all other CBA accounts.

The Interest shown is net of any non-resident or TFN withholding tax (if applicable). Please refer to Netbank for bank fees paid on your designated CDIA settlement account in the financial year.

This statement is issued by Commonwealth Securities Limited ABN 60 067 254 399 AFSL 238814 ("CommSec"), a market participant of ASX and Chi-X Australia, a clearing participant of ASX Clear Pty Limited and a settlement participant of ASX Settlement Pty Limited. CommSec is a wholly owned but non-guaranteed subsidiary of the Commonwealth Bank of Australia ABN 48 123 123 124 AFSL 234945 ("CBA"). Information contained in this statement is believed to be accurate at the time the statement is generated. CBA and its subsidiaries do not accept any liability for any errors or omissions contained in this statement, or any responsibility for any action taken in reliance on this statement. This statement is a summary document only and it is not intended to replace any document which contains information that may be required for taxation purposes. You should therefore retain your CHESS statements, dividend statements, confirmation contract notes and bank account statements for your records in this regard. If there are any errors in this statement, please contact us on 13 15 19. The total brokerage outlined does not include any rebates you may have received over the financial year. Please refer to your transaction statement records for any rebates you may have received for the report period. This report only includes dividends paid for holdings held with CommSec. Any dividends paid (based on the ex-dividend date) prior to holdings being transferred to CommSec are not included in this report. This report may not include information on some accounts if you have switched products, transferred Holder Identification Numbers (HIN) or switched Participant Identification Number (PID) during the financial year. CommSec is not a registered tax practitioner and the information provided in this report does not constitute tax advice. The above information whilst based upon your holdings only takes into account those of your circumstances of which we are aware. It is recommended that you provide the report to your tax adviser or accountant in order that your particular circumstances can be properly addressed.

Address Commonwealth Securities Locked Bag 22, Australia Square NSW 1215 | Enquiries 13 15 19 | www.commsec.com.au

Transaction Summary

1 JULY 2020 - 30 JUNE 2021



SHARES - 2940165 - HIN 79103845

MR ROBERT ANDREW MUIR + MS KATTIE JANE
MUIR <RM RESOURCES SUPER FUND A/C>

Total Buys and Sells	2020 - 2021 Financial Year
Total Buys (inc. Brokerage + GST)	\$3,878.52
Total Sells (inc. Brokerage + GST)	\$0.00

5GG - PENTANET FPO (ORDINARY FULLY PAID)

Date	Type	Quantity	Unit Price	Trade Value	Brokerage+GST	GST	CNote	Total Value
26-Feb-2021	Buy	3,100	\$.6200	\$1,922.00	\$19.95	\$1.81	114821479	\$1,941.95
Sub Total					\$19.95	\$1.81		\$1,941.95

LLC - LENDLEASE GROUP STAPLED (FULLY PAID ORDINARY/UNITS STAPLED SECURITIES)

Date	Type	Quantity	Unit Price	Trade Value	Brokerage+GST	GST	CNote	Total Value
23-Dec-2020	Buy	43	\$13.1700	\$566.31	\$10.00	\$0.91	111045271	\$576.31
19-Aug-2020	Buy	15	\$11.3373	\$170.06	\$10.00	\$0.91	104657462	\$180.06
Sub Total					\$20.00	\$1.82		\$756.37

WPL - WOODSIDE PETROLEUM FPO (ORDINARY FULLY PAID)

Date	Type	Quantity	Unit Price	Trade Value	Brokerage+GST	GST	CNote	Total Value
06-Oct-2020	Buy	65	\$17.8500	\$1,160.25	\$19.95	\$1.81	107200821	\$1,180.20
Sub Total					\$19.95	\$1.81		\$1,180.20

Transaction Summary



1 JULY 2020 - 30 JUNE 2021

The transaction summary is only able to display information available to us, certain transactions may not be displayed, including but not limited to transactions made off market such as Initial Public Offerings (IPOs) and Delivery vs Payment Settlements (DvP). Transactions regarding corporate actions or stock transfers are not included and can be found on your statements as issued by the company or the share registry. Transactions for Issuer Sponsored holdings placed outside of this account are not included in this summary. Links to some of the key share registries can be found below:

Computershare (<http://www.computershare.com/au/Pages/default.aspx>)
Link Market Services (<https://investorcentre.linkmarketservices.com.au/Login.aspx/Login>)
Boardroom Limited (<https://boardroomlimited.com.au/>)
Security Transfer Registrars (<https://www.securitytransfer.com.au/>)
Advanced Share Registry Services (<http://www.advancedshare.com.au/Home.aspx>)

This statement is issued by Commonwealth Securities Limited ABN 60 067 254 399 AFSL 238814 ("CommSec"), a market participant of ASX and Chi-X Australia, a clearing participant of ASX Clear Pty Limited and a settlement participant of ASX Settlement Pty Limited. CommSec is a wholly owned but non-guaranteed subsidiary of the Commonwealth Bank of Australia ABN 48 123 123 124 AFSL 234945 ("CBA"). Information contained in this statement is believed to be accurate at the time the statement is generated. CBA and its subsidiaries do not accept any liability for any errors or omissions contained in this statement, or any responsibility for any action taken in reliance on this statement. This statement is a summary document only and it is not intended to replace any document which contains information that may be required for taxation purposes. You should therefore retain your CHESS statements, dividend statements, confirmation contract notes and bank account statements for your records in this regard. If there are any errors in this statement, please contact us on 13 15 19. The total brokerage outlined does not include any rebates you may have received over the financial year. Please refer to your transaction statement records for any rebates you may have received for the report period. This report only includes dividends paid for holdings held with CommSec. Any dividends paid (based on the ex-dividend date) prior to holdings being transferred to CommSec are not included in this report. This report may not include information on some accounts if you have switched products, transferred Holder Identification Numbers (HIN) or switched Participant Identification Number (PID) during the financial year. CommSec is not a registered tax practitioner and the information provided in this report does not constitute tax advice. The above information whilst based upon your holdings only takes into account those of your circumstances of which we are aware. It is recommended that you provide the report to your tax adviser or accountant in order that your particular circumstances can be properly addressed.

Address Commonwealth Securities Locked Bag 22, Australia Square NSW 1215 | Enquiries 13 15 19 | www.commsec.com.au

Interest & Estimated Dividend Summary



1 JULY 2020 - 30 JUNE 2021

SHARES - 2940165 - HIN 79103845

MR ROBERT ANDREW MUIR + MS KATTIE JANE MUIR <RM RESOURCES SUPER FUND A/C>

ESTIMATED DIVIDEND SUMMARY

AMP - AMP LIMITED FPO (ORDINARY FULLY PAID)

Ex-div date	Payment Date	Type	Dividend per share	Units	Est. Unfranked Amount	Est. Franked Amount	Est. Total Dividend	Est. Franking Credit
18-Sep-2020	01-Oct-2020	Interim	\$0.1000	6,840	\$0.00	\$684.00	\$684.00	\$293.14
Sub Total					\$0.00	\$684.00	\$684.00	\$293.14

ANZ - ANZ BANKING GRP LTD FPO (ORDINARY FULLY PAID)

Ex-div date	Payment Date	Type	Dividend per share	Units	Est. Unfranked Amount	Est. Franked Amount	Est. Total Dividend	Est. Franking Credit
09-Nov-2020	16-Dec-2020	Final	\$0.3500	650	\$0.00	\$227.50	\$227.50	\$97.50
24-Aug-2020	30-Sep-2020	Interim	\$0.2500	650	\$0.00	\$162.50	\$162.50	\$69.64
Sub Total					\$0.00	\$390.00	\$390.00	\$167.14

COL - COLES GROUP FPO (ORDINARY FULLY PAID)

Ex-div date	Payment Date	Type	Dividend per share	Units	Est. Unfranked Amount	Est. Franked Amount	Est. Total Dividend	Est. Franking Credit
26-Feb-2021	26-Mar-2021	Interim	\$0.3300	160	\$0.00	\$52.80	\$52.80	\$22.63
27-Aug-2020	29-Sep-2020	Final	\$0.2750	160	\$0.00	\$44.00	\$44.00	\$18.86
Sub Total					\$0.00	\$96.80	\$96.80	\$41.49

LLC - LENDLEASE GROUP STAPLED (FULLY PAID ORDINARY/UNITS STAPLED SECURITIES)

Ex-div date	Payment Date	Type	Dividend per share	Units	Est. Unfranked Amount	Est. Franked Amount	Est. Total Dividend	Est. Franking Credit
26-Feb-2021	17-Mar-2021	Interim	\$0.1500	358	\$33.72	\$19.98	\$53.70	\$8.56
21-Aug-2020	15-Sep-2020	Final	\$0.0326	315	\$0.00	\$0.00	\$10.26	\$0.00
Sub Total					\$33.72	\$19.98	\$63.96	\$8.56

MQG - MACQUARIE GROUP LTD FPO (ORDINARY FULLY PAID)

Ex-div date	Payment Date	Type	Dividend per share	Units	Est. Unfranked Amount	Est. Franked Amount	Est. Total Dividend	Est. Franking Credit
16-Nov-2020	22-Dec-2020	Interim	\$1.3500	30	\$24.30	\$16.20	\$40.50	\$6.94
18-May-2020	03-Jul-2020	Final	\$1.8000	30	\$32.40	\$21.60	\$54.00	\$9.26
Sub Total					\$56.70	\$37.80	\$94.50	\$16.20

NAB - NATIONAL AUST. BANK FPO (ORDINARY FULLY PAID)

Ex-div date	Payment Date	Type	Dividend per share	Units	Est. Unfranked Amount	Est. Franked Amount	Est. Total Dividend	Est. Franking Credit
12-Nov-2020	10-Dec-2020	Final	\$0.3000	400	\$0.00	\$120.00	\$120.00	\$51.43
01-May-2020	03-Jul-2020	Interim	\$0.3000	400	\$0.00	\$120.00	\$120.00	\$51.43
Sub Total					\$0.00	\$240.00	\$240.00	\$102.86

Interest & Estimated Dividend Summary



1 JULY 2020 - 30 JUNE 2021

NEC - NINE ENTERTAINMENT FPO (ORDINARY FULLY PAID)								
Ex-div date	Payment Date	Type	Dividend per share	Units	Est. Unfranked Amount	Est. Franked Amount	Est. Total Dividend	Est. Franking Credit
04-Mar-2021	20-Apr-2021	Interim	\$0.0500	1,000	\$0.00	\$50.00	\$50.00	\$21.43
09-Sep-2020	20-Oct-2020	Final	\$0.0200	1,000	\$0.00	\$20.00	\$20.00	\$8.57
Sub Total					\$0.00	\$70.00	\$70.00	\$30.00

WBC - WESTPAC BANKING CORP FPO (ORDINARY FULLY PAID)								
Ex-div date	Payment Date	Type	Dividend per share	Units	Est. Unfranked Amount	Est. Franked Amount	Est. Total Dividend	Est. Franking Credit
13-May-2021	25-Jun-2021	Interim	\$0.5800	400	\$0.00	\$232.00	\$232.00	\$99.43
11-Nov-2020	18-Dec-2020	Final	\$0.3100	400	\$0.00	\$124.00	\$124.00	\$53.14
Sub Total					\$0.00	\$356.00	\$356.00	\$152.57

WES - WESFARMERS LIMITED FPO (ORDINARY FULLY PAID)								
Ex-div date	Payment Date	Type	Dividend per share	Units	Est. Unfranked Amount	Est. Franked Amount	Est. Total Dividend	Est. Franking Credit
23-Feb-2021	31-Mar-2021	Interim	\$0.8800	360	\$0.00	\$316.80	\$316.80	\$135.77
25-Aug-2020	01-Oct-2020	Final	\$0.9500	360	\$0.00	\$342.00	\$342.00	\$146.57
Sub Total					\$0.00	\$658.80	\$658.80	\$282.34

WPL - WOODSIDE PETROLEUM FPO (ORDINARY FULLY PAID)								
Ex-div date	Payment Date	Type	Dividend per share	Units	Est. Unfranked Amount	Est. Franked Amount	Est. Total Dividend	Est. Franking Credit
25-Feb-2021	24-Mar-2021	Final	\$0.1530	442	\$0.00	\$67.61	\$67.61	\$28.98
24-Aug-2020	18-Sep-2020	Interim	\$0.3625	370	\$0.00	\$134.11	\$134.11	\$57.48
Sub Total					\$0.00	\$201.72	\$201.72	\$86.46
TOTAL					\$90.42	\$2,755.10	\$2,855.78	\$1,180.76

ESTIMATED INTEREST RECEIVED

There are no transactions on this account.

TOTAL	\$0.00
--------------	---------------

INTEREST INCOME SUMMARY

Account	Interest
CDIA - 10304124	\$0.00
TOTAL	\$0.00

Unfranked (\$90.42 - LLC \$33.72) = \$56.70
 Franked (\$2,755.10 - LLC \$19.98) = \$2,735.12
 Franking Credit (\$1,180.76 - LLC \$8.56) = \$1,172.20

Interest & Estimated Dividend Summary

1 JULY 2020 - 30 JUNE 2021



This statement only provides information for CDIA accounts that have been designated as the settlement account for your CommSec Share trading account as at 30 June. Please refer to NetBank for interest income from all other CBA accounts.

The Interest shown is net of any non-resident or TFN withholding tax (if applicable). Please refer to Netbank for bank fees paid on your designated CDIA settlement account in the financial year.

(1) This is an estimate prepared by CommSec based upon units that you hold in accordance with our records. Your actual entitlement will be determined by whether or not a company's share registry shows you as owning shares at the relevant record dates. Amounts that may have been withheld for failing to provide your tax file number to your share registries are not disclosed on this report.

Dividends are estimated by CommSec based on the total registered Units held on the Record Date of the dividend. The following fields are estimated in accordance with the calculations outlined below:

- (a) Units = Total registered units of security held on the Record Date of the dividend
- (b) Est. Unfranked Amount = Units X Dividend per security X Unfranked %
- (c) Est. Franked Amount = Units X Dividend per security X Franked %
- (d) Est. Franking Credit = (Est. Franked Amount X company tax rate)/(100 - company tax rate)
- (e) Est. Total Dividend = Units x Dividend per security

(2) If you have total franking credit amounts greater than \$5,000, in order to be eligible to claim the benefit of the franking credit, you must have held the security for at least 45 consecutive days, not including date of purchase and date of sale. Where the 45 day holding requirement has not been satisfied, the holding period rule (also known as the 45 day rule) may apply to deny the franking credits attached to the dividend received in respect of the particular security. If you have bought shares in the special 2 day trading period that is available after a company's shares go 'ex-dividend' then you may not be entitled to franking credits on these shares. If that situation applies to you please speak to your tax adviser.

Please refer to your dividend statement provided by the Share Registry for any foreign tax credits you may be entitled to and breakdown of any trust distribution you may have received.

For details of the components of your ASX listed trust distributions you will need to refer to the Annual Tax Statement issued by the trust manager.

This statement is issued by Commonwealth Securities Limited ABN 60 067 254 399 AFSL 238814 ("CommSec"), a market participant of ASX and Chi-X Australia, a clearing participant of ASX Clear Pty Limited and a settlement participant of ASX Settlement Pty Limited. CommSec is a wholly owned but non-guaranteed subsidiary of the Commonwealth Bank of Australia ABN 48 123 123 124 AFSL 234945 ("CBA"). Information contained in this statement is believed to be accurate at the time the statement is generated. CBA and its subsidiaries do not accept any liability for any errors or omissions contained in this statement, or any responsibility for any action taken in reliance on this statement. This statement is a summary document only and it is not intended to replace any document which contains information that may be required for taxation purposes. You should therefore retain your CHESS statements, dividend statements, confirmation contract notes and bank account statements for your records in this regard. If there are any errors in this statement, please contact us on 13 15 19. The total brokerage outlined does not include any rebates you may have received over the financial year. Please refer to your transaction statement records for any rebates you may have received for the report period. This report only includes dividends paid for holdings held with CommSec. Any dividends paid (based on the ex-dividend date) prior to holdings being transferred to CommSec are not included in this report. This report may not include information on some accounts if you have switched products, transferred Holder Identification Numbers (HIN) or switched Participant Identification Number (PID) during the financial year. CommSec is not a registered tax practitioner and the information provided in this report does not constitute tax advice. The above information whilst based upon your holdings only takes into account those of your circumstances of which we are aware. It is recommended that you provide the report to your tax adviser or accountant in order that your particular circumstances can be properly addressed.

Address Commonwealth Securities Locked Bag 22, Australia Square NSW 1215 | Enquiries 13 15 19 | www.commsec.com.au

Interest & Estimated Dividend Summary



1 JULY 2020 - 30 JUNE 2021

GLOSSARY	
Units	The number of registered securities that you own.
Unit Price	The Portfolio Valuation 'Unit Price' is calculated using a 'Reference' Price provided by the ASX which takes into account an adjustment to determine value at Close of Market if the Security does not trade in the Closing Single Price Auction on the Valuation Date.
Brokerage	The fee or charge that is paid by you when transacting a buy or sell.
Holder Identification Number (HIN)	When you are CHESS sponsored with a Broker you will be issued a unique number, called a HIN. Multiple holdings can be registered under the single HIN. A HIN starts with the letter X and usually followed by 10 numbers, e.g. X0001234567.
Dividend	A dividend is a payment made to shareholders from the company. This payment is a portion of the company's profits. ASX listed companies typically pay dividends twice a year, usually as an 'interim' dividend and a 'final dividend'. From time to time, a company may also pay a 'special' dividend.
Ex-dividend date	The ex-dividend date occurs two business days before the company's Record Date. To be entitled to a dividend a shareholder must have purchased the shares before the ex-dividend date. If you purchase shares on or after that date, the previous owner of the shares (and not you) is entitled to the dividend.
Interim dividend	A dividend paid during a year representing a return based on the previous six months' financial performance and the outlook for the future.
Final dividend	A dividend paid during a year representing a return based on the previous twelve months' financial performance.
Special dividend	A dividend paid by the company outside typical recurring (interim and final) dividend cycle.
Record date	The record date is the date the share registries use in determining who is entitled to a dividend or entitlement associated with a security. Those who held the security in the company and were on the register on the record date are eligible for the entitlement.
Payment date	The date on which a declared dividend is scheduled to be paid.
Unfranked dividend	Dividends which do not carry a franking credit.
Franked dividend	Franked dividends are paid to security holders out of profits on which the company has already paid tax.
Franking /Imputation Credit	A franking credit is your share of tax paid by a company on the profits from which your dividend are paid. They are also known as Imputation Credits.
Total subscription	Total subscription can include, but are not limited to: CommSecIRESS fees, Morningstar research subscription fees and CommSec share trade alerts.
Other fees	Other fees can include, but are not limited to: Off market transfer fees, conditional trading fees, rejection fees, early and late settlement fees, fail fees, SRN query, rebooking fees, cheque payment fee or cheque dishonour fees and the printing and posting of contract notes.
Corporate action (CA)	Any action initiated by the company or corporation, for the purpose of giving an entitlement to shareholders.



Lendlease Corporation Limited ABN 32 000 226 228
and
Lendlease Trust ARSN 128 052 595

027687 049 LLC



MR ROBERT ANDREW MUIR &
MS KATTIE JANE MUIR
<RM RESOURCES SUPER FUND A/C>
PO BOX 445
NORTH PERTH WA 6906

Update your information:

Online:
www.investorcentre.com/au/contact

By Mail:
Computershare Investor Services Pty Limited
GPO Box 2975 Melbourne
VIC 3001 Australia

Enquiries:

(within Australia) 1800 230 300
(international) +61 (03) 9946 4460
lendlease@computershare.com.au

Holder Identification Number (HIN)

HIN WITHHELD

ASX Code LLC
TFN/ABN Status* Not Quoted
Record Date 24 August 2020
Payment Date 15 September 2020
Direct Credit Reference No. 847110

2020 Final Distribution

This distribution statement details your final distribution for the period ended 30 June 2020. This distribution is payable on the securities that were registered in your name as at the Record Date. If you are in any doubt as to your tax position you should seek professional advice.

Class Description	Amount per Security	Number of Securities	Franked Amount	Unfranked Amount	Distribution	Gross Payment
Lendlease Corporation Limited shares	0.000000 cents	315	\$0.00	\$0.00	\$0.00	\$0.00
Lendlease Trust units	3.256263 cents	315	\$0.00	\$0.00	\$10.26	\$10.26
Total - Stapled Securities	3.256263 cents	315	\$0.00	\$0.00	\$10.26	\$10.26
					Less resident withholding tax *	\$4.00
					Less non-resident withholding tax ^	\$0.00
					Net Payment	\$6.26
					Franking Credit	\$0.00

The final distribution of \$0.03256263 per Stapled Security is comprised of a trust distribution of 3.256263 cents per unit paid by Lendlease Trust. No part of this distribution has been paid by Lendlease Corporation Limited. For the foreseeable future, Lendlease Corporation Limited's ability to fund unfranked dividends, either fully or partly, from the conduit foreign income account is not certain. Non-resident securityholders will be subject to non-resident withholding tax on any future unfranked dividend that is not declared to be conduit foreign income.

Important Information is also contained on the back of this page

Your Payment Instruction

COMMONWEALTH BANK OF AUSTRALIA
BSB: 066-117 Account number: XXXXXX24

Amount Deposited

AUD\$6.26

* Our records indicate that you have not quoted your TFN or ABN. You are not required to provide your TFN or ABN, however, if you do not provide your TFN or ABN, tax may be withheld at the highest marginal tax rate (including Medicare levy) on any distributions, unless a relevant exemption applies. Please log on and register at www.investorcentre.com/au.

^ Non-Resident Withholding tax

10% non-resident interest withholding tax has been deducted from that portion of the Lendlease Trust distribution referable to Australian interest income, being 0.320967 cents per unit.

The 'Fund Payment' of 1.570231 cents per unit will have MIT non-resident withholding tax deducted depending on the country recorded as your address. The withholding amount is calculated based on 1.280881 cents per unit deducted at either 15% or 30% and the 0.289350 cents per unit that is attributable to a fund payment from a clean building managed investment trust which is deducted at 10% or 30%.

Fund Payment Notice (relevant for distributions to residents outside of Australia)

For withholding tax purposes, this distribution includes a 'Fund Payment' of 1.570231 cents per unit, pursuant to Subdivisions 12-H and 12A-B of the Taxation Administration Act 1953 in respect of Lendlease Trust's income year ended 30 June 2020.

Lendlease Trust declares that it is a withholding MIT for the purpose of Subdivision 12-H of the Taxation Administration Act 1953 in respect of the income year ended 30 June 2020. The 'Fund Payment' includes an amount of 0.289350 cents per unit that is attributable to a fund payment from a clean building managed investment trust.

Australian resident securityholders should not rely on the Fund Payment Notice for the purposes of completing their income tax returns. Details of the Lendlease Trust distribution components for the year ended 30 June 2020 will be provided in a tax statement in September 2020.

Within the fund payment, the amount attributable to non-concessional MIT income (NCMI) is nil. The amount that is "Excluded from NCMI" as a result of transitional provisions is nil.

Note 1: An annual tax statement will be issued to securityholders for the year ended 30 June 2020. Do not use this statement to complete your 2020 Tax Return.

Note 2: If you require your payment to be re-issued, you may be charged an administration fee which will be deducted from your payment.

Distribution Reinvestment Plan

Please contact Computershare on 1800 230 300 (or +61 3 9946 4460 if you are calling from overseas) if you would like further information on the DRP.




Lendlease Corporation Limited ABN 32 000 226 228
and
Lendlease Responsible Entity Limited ABN 72 122 883 AFS Licence 308983
as responsible entity for Lendlease Trust ABN 39 944 184 773 ARSN 128 052 595

027687 049 LLC
MR ROBERT ANDREW MUIR &
MS KATTIE JANE MUIR
<RM RESOURCES SUPER FUND A/C>
PO BOX 445
NORTH PERTH WA 6906

Update your information:

 **Online:**
www.investorcentre.com/au/contact

 **By Mail:**
Computershare Investor Services Pty Limited
GPO Box 2975 Melbourne
VIC 3001 Australia

Enquiries:

(within Australia) 1800 230 300
(international) +61 (03) 9946 4460
lendlease@computershare.com.au

Holder Number: HIN WITHHELD
Statement Date: 15 September 2020
TFN/ABN Status: Not Quoted

Lendlease Group Annual Tax Statement For The Year Ended 30 June 2020

This statement has been prepared to assist with the completion of the 2020 Australian Income Tax Return for Individuals. This statement should be read together with the Lendlease Group Tax Return Guide 2020, a copy of which is available on the Lendlease website. This statement should not be read as giving taxation advice. Investors should consult with their professional advisors on all tax related issues.

For Australian taxation purposes, Lendlease Trust is an attribution managed investment trust (AMIT) for the year ended 30 June 2020. This statement is an AMIT member annual statement (AMMA statement), which sets out distributions recognised on an 'attribution' basis. Lendlease Corporation Limited dividends are recognised on a 'payment' basis. As a result, the details set out in this statement include the following dividends and distributions:

- Lendlease Corporation dividend paid on 16 September 2019;
- Lendlease Corporation dividend paid on 17 March 2020;
- Lendlease Trust distribution for the six months ended 31 December 2019, paid on 17 March 2020; and
- Lendlease Trust distribution for the six months ended 30 June 2020, paid on 15 September 2020.

Lendlease Corporation Limited Dividends

	Amount	Tax Return Label
Dividend Income		
Franked dividends	\$0.00	11T
Franking credits	\$0.00	11U
Unfranked dividends ¹	\$0.00	11S
TFN amount withheld ²	\$0.00	11V
Non-resident withholding tax ³	\$0.00	

Lendlease Trust Distributions

	Amount	Tax Return Label (Supplementary Section)
Non primary production income	\$3.71	13U
Foreign source income	\$1.90	20E & 20M
Total current year capital gains	\$2.24	18H
Net capital gain ⁶	\$1.12	18A
AMIT cost base net amount - increase ⁸	\$0.00	
AMIT cost base net amount - decrease ⁹	\$2.64	
Non-assessable amounts ¹⁰	\$3.53	
Foreign income tax offset	\$0.24	20O
TFN amount withheld ²	\$4.00	13R
Non-resident interest withholding tax ⁴	\$0.00	
Non-resident MIT fund payment withholding tax ⁵	\$0.00	
Capital gains tax information – additional information for item 18		
Capital gains – discount method	\$2.24	(grossed up amount)
Capital gains – indexation method	\$0.00	
Capital gains – other	\$0.00	
Total current year capital gains⁷	\$2.24	

IMPORTANT INFORMATION IS ALSO CONTAINED ON THE BACK OF THIS PAGE

PLEASE RETAIN THIS STATEMENT FOR INCOME TAX PURPOSES

265682_AU_DC/027687/057433/i



Notes to the Lendlease Group Annual Tax Statement

1. 100% of the dividend paid to you in September 2019 and 60% of the dividend paid in March 2020 have been declared to be conduit foreign income.
2. For Australian residents, withholding tax has been deducted from your Lendlease Group dividends and distributions at the highest marginal tax rate (including Medicare levy) because you have not provided a tax file number (TFN) (or where relevant Australian Business Number (ABN)) or claimed an exemption.
3. For non-residents, the unfranked non conduit foreign income portion of the Lendlease Group dividends will have non-resident dividend withholding tax deducted at a withholding rate depending on the country recorded as your address generally at 10%, 15% or 30%.
4. For non-residents, 10% interest withholding tax has been deducted from that portion of the Lendlease Trust distribution referable to Australian interest income.
5. For non-residents, managed investment trust (MIT) non-resident withholding tax has been deducted from that portion of the Lendlease Trust distribution that is a 'Fund Payment' pursuant to Subdivisions 12-H and 12A-B of the Taxation Administration Act 1953 which relates to the income year of Lendlease Trust ended 30 June 2020. MIT non-resident withholding tax is generally deducted at either 15% or 30%, depending on the country recorded as your address. Distributions which are attributable to a fund payment from a clean building managed investment trust is deducted at 10% or 30% depending on the country recorded as your address.
6. The net capital gain is calculated using the 50% discount method (where available) and assumes you have no capital losses.
7. Details of the 2020 LLT capital gains in relation to Taxable Australian Property (TAP) and Non-Taxable Australian Property (NTAP) are available within the Investor Centre on Lendlease's website (www.lendlease.com).
8. The AMIT cost base net amount - increase for the year ended 30 June 2020 increases your cost base in your Lendlease Trust units.
9. The AMIT cost base net amount - decrease for the year ended 30 June 2020 decreases your cost base in your Lendlease Trust units.
10. Non-assessable amounts are not included in your tax return and are not used to adjust the cost base of your securities.



Lendlease Corporation Limited ABN 32 000 226 228
and
Lendlease Trust ARSN 128 052 595

023646 000 LLC



MR ROBERT ANDREW MUIR &
MS KATTIE JANE MUIR
<RM RESOURCES SUPER FUND A/C>
PO BOX 445
NORTH PERTH WA 6906

Update your information:

Online:
www.investorcentre.com/au/contact

By Mail:
Computershare Investor Services Pty Limited
GPO Box 2975 Melbourne
VIC 3001 Australia

Enquiries:

(within Australia) 1800 230 300
(international) +61 (03) 9946 4460
lendlease@computershare.com.au

Holder Identification Number (HIN)

HIN WITHHELD

ASX Code	LLC
TFN/ABN Status*	Not Quoted
Record Date	1 March 2021
Payment Date	17 March 2021
Direct Credit Reference No.	846722

2021 Interim Distribution

This distribution statement details your interim distribution for the period ended 31 December 2020. This distribution is payable on the securities that were registered in your name as at the Record Date. If you are in any doubt as to your tax position you should seek professional advice.

Class Description	Amount per Security	Number of Securities	Franked Amount	Unfranked Amount	Distribution	Gross Payment
Lendlease Corporation Limited shares	11.160653 cents	358	\$19.98	\$19.98	\$0.00	\$39.96
Lendlease Trust units	3.839347 cents	358	\$0.00	\$0.00	\$13.74	\$13.74
Total - Stapled Securities	15.000000 cents	358	\$19.98	\$19.98	\$13.74	\$53.70
				Less resident withholding tax *		\$14.00
				Less non-resident withholding tax ^		\$0.00
				Net Payment		\$39.70
				Franking Credit		\$8.56

The interim distribution of \$0.15 per Stapled Security is comprised of a partially franked dividend of 11.160653 cents per share paid by Lendlease Corporation Limited, and a trust distribution of 3.839347 cents per unit paid by Lendlease Trust. The dividend paid by Lendlease Corporation Limited is 50% franked at the company tax rate of 30%. The whole of the unfranked amount of the dividend has been declared to be conduit foreign income. The whole amount of the dividend is not subject to non-resident withholding tax.

Going forward it is not expected that Lendlease distributions will include franked dividends in the medium term. To the extent that the dividend is unfranked, the conduit foreign income amount may be less than the whole amount of the unfranked dividend.

Important Information is also contained on the back of this page

Your Payment Instruction

COMMONWEALTH BANK OF AUSTRALIA
BSB: 066-117 Account number: XXXXXX24

Amount Deposited

\$39.70

* Our records indicate that you have not quoted your TFN or ABN. You are not required to provide your TFN or ABN, however, if you do not provide your TFN or ABN, tax may be withheld at the highest marginal tax rate (including Medicare levy) on any distributions, unless a relevant exemption applies. Please log on and register at www.investorcentre.com/au.

^ Non-Resident Withholding tax

10% non-resident interest withholding tax has been deducted from that portion of the Lendlease Trust distribution referable to Australian interest income, being 0.882102 cents per unit.

The 'Fund Payment' of 1.389030 cents per unit will have MIT non-resident withholding tax deducted depending on the country recorded as your address. The withholding amount is calculated based on 0.881935 cents per unit deducted at either 15% or 30% and the 0.507095 cents per unit that is attributable to a fund payment from a clean building managed investment trust which is deducted at 10% or 30%.

Fund Payment Notice (relevant for distributions to residents outside of Australia)

For withholding tax purposes, this distribution includes a 'Fund Payment' of 1.389030 cents per unit, pursuant to Subdivisions 12-H and 12A-B of the Taxation Administration Act 1953 in respect of Lendlease Trust's income year ending 30 June 2021. Lendlease Trust declares that it is a withholding MIT for the purpose of Subdivision 12-H of the Taxation Administration Act 1953 in respect of the income year ending 30 June 2021. The 'Fund Payment' includes an amount of 0.507095 cents per unit that is attributable to a fund payment from a clean building managed investment trust.

Australian resident securityholders should not rely on the Fund Payment Notice for the purposes of completing their income tax returns. Details of the Lendlease Trust distribution components for the year ending 30 June 2021 will be provided in a tax statement in September 2021.

Within the fund payment, the amount attributable to non-concessional MIT income (NCMI) is nil. The amount that is Excluded from NCMI as a result of transitional provisions is nil.

Note 1: An annual tax statement will be issued to securityholders for the year ending 30 June 2021. Do not use this statement to complete your 2021 Tax Return.

Note 2: If you require your payment to be re-issued, you may be charged an administration fee which will be deducted from your payment.

Distribution Reinvestment Plan

Please contact Computershare on 1800 230 300 (or +61 3 9946 4460 if you are calling from overseas) if you would like further information on the DRP.



Lendlease Corporation Limited ABN 32 000 226 228
and
Lendlease Responsible Entity Limited ABN 72 122 883 185 AFS Licence 308983
as responsible entity for Lendlease Trust ABN 39 944 184 773 ARSN 128 052 595

029449 049 LLC



MR ROBERT ANDREW MUIR &
MS KATTIE JANE MUIR
<RM RESOURCES SUPER FUND A/C>
PO BOX 445
NORTH PERTH WA 6906

Update your information:

Online:
www.investorcentre.com/au/contact

By Mail:
Computershare Investor Services Pty Limited
GPO Box 2975 Melbourne
VIC 3001 Australia

Enquiries:

(within Australia) 1800 230 300
(international) +61 3 9946 4460
lendlease@computershare.com.au

Holder Identification Number (HIN)

HIN WITHHELD

ASX Code LLC
TFN/ABN Status* Not Quoted
Record Date 23 August 2021
Payment Date 15 September 2021
Direct Credit Reference No. 846090

2021 Final Distribution

This distribution statement details your final distribution for the period ended 30 June 2021. This distribution is payable on the securities that were registered in your name as at the Record Date. If you are in any doubt as to your tax position you should seek professional advice.

Class Description	Amount per Security	Number of Securities	Franked Amount	Unfranked Amount	Distribution	Gross Payment
Lendlease Corporation Limited shares	7.941097 cents	358	\$0.00	\$28.43	\$0.00	\$28.43
Lendlease Trust units	4.058903 cents	358	\$0.00	\$0.00	\$14.53	\$14.53
Total - Stapled Securities	12.000000 cents	358	\$0.00	\$28.43	\$14.53	\$42.96

The final distribution of \$0.12 per Stapled Security is comprised of an unfranked dividend of 7.941097 cents per share paid by Lendlease Corporation Limited, and a trust distribution of 4.058903 cents per unit paid by Lendlease Trust. The whole of the unfranked dividend has been declared to be conduit foreign income and is not subject to non-resident withholding tax. For the foreseeable future, Lendlease Corporation Limited's ability to fund unfranked dividends, either fully or partly, from the conduit foreign income account is limited. Non-resident securityholders will be subject to non-resident withholding tax on any future unfranked dividend that is not declared to be conduit foreign income.

Less resident withholding tax *	\$19.00
Less non-resident withholding tax ^	\$0.00
Net Payment	\$23.96
Franking Credit	\$0.00

\$14.53 - TFN \$6 = \$8.53

**As per 2021 Tax Statement
TFN = \$20 minus TFN of
March Income \$14**

Important Information is also contained on the back of this page

Your Payment Instruction

COMMONWEALTH BANK OF AUSTRALIA
BSB: 066-117 Account number: XXXXXX24

Amount Deposited

\$23.96

*** Resident Withholding Tax**

Our records indicate that you have not quoted your TFN or ABN. You are not required to provide your TFN or ABN, however, if you do not provide your TFN or ABN, tax may be withheld at the highest marginal tax rate (including Medicare levy) on any distributions, unless a relevant exemption applies. Please log on and register at www.investorcentre.com/au.

^ Non-Resident Withholding tax

10% non-resident interest withholding tax has been deducted from that portion of the Lendlease Trust distribution referable to Australian interest income, being 0.849245 cents per unit.

The 'Fund Payment' of 1.404893 cents per unit will have MIT non-resident withholding tax deducted depending on the country recorded as your address. The withholding amount is calculated based on 0.592768 cents per unit deducted at either 15% or 30% and the 0.812125 cents per unit that is attributable to a fund payment from a clean building managed investment trust which is deducted at either 10% or 30%.

Fund Payment Notice (relevant for distributions to residents outside of Australia)

For withholding tax purposes, this distribution includes a 'Fund Payment' of 1.404893 cents per unit, pursuant to Subdivisions 12-H and 12A-B of the Taxation Administration Act 1953 in respect of Lendlease Trust's income year ended 30 June 2021.

Lendlease Trust declares that it is a withholding MIT for the purpose of Subdivision 12-H of the Taxation Administration Act 1953 in respect of the income year ended 30 June 2021. The 'Fund Payment' includes an amount of 0.812125 cents per unit that is attributable to a fund payment from a clean building managed investment trust.

Australian resident securityholders should not rely on the Fund Payment Notice for the purposes of completing their income tax returns. Details of the Lendlease Trust distribution components for the year ended 30 June 2021 will be provided in a tax statement in September 2021.

Within the fund payment, the amount attributable to non-concessional MIT income (NCMI) is Nil. The amount that is "Excluded from NCMI" as a result of transitional provisions is nil.

Note 1: An annual tax statement will be issued to securityholders for the year ended 30 June 2021. Do not use this statement to complete your 2021 Tax Return.

Note 2: If you require your payment to be re-issued, you may be charged an administration fee which will be deducted from your payment.

Distribution Reinvestment Plan

Please contact Computershare on 1800 230 300 (or +61 3 9946 4460 if you are calling from overseas) if you would like further information on the DRP.




Lendlease Corporation Limited ABN 32 000 226 228
and
Lendlease Responsible Entity Limited ABN 72 122 883 185 AFS Licence 308983
as responsible entity for Lendlease Trust ABN 39 944 184 773 ARSN 128 052 595

029449 049 LLC
MR ROBERT ANDREW MUIR &
MS KATTIE JANE MUIR
<RM RESOURCES SUPER FUND A/C>
PO BOX 445
NORTH PERTH WA 6906

Update your information:

 **Online:**
www.investorcentre.com/au/contact

 **By Mail:**
Computershare Investor Services Pty Limited
GPO Box 2975 Melbourne
VIC 3001 Australia

Enquiries:

(within Australia) 1800 230 300
(international) +61 (03) 9946 4460
lendlease@computershare.com.au

Holder Number: HIN WITHHELD
Statement Date: 15 September 2021
TFN/ABN Status: Not Quoted

Lendlease Group Annual Tax Statement For The Year Ended 30 June 2021

This statement has been prepared to assist with the completion of the 2021 Australian Income Tax Return for Individuals. This statement should be read together with the Lendlease Group Tax Return Guide 2021, a copy of which is available on the Lendlease website. This statement should not be read as giving taxation advice. Investors should consult with their professional advisors on all tax related issues.

For Australian taxation purposes, Lendlease Trust is an attribution managed investment trust (AMIT) for the year ended 30 June 2021. This statement is an AMIT member annual statement (AMMA statement), which sets out distributions recognised on an 'attribution' basis. Lendlease Corporation Limited dividends are recognised on a 'payment' basis. As a result, the details set out in this statement include the following dividends and distributions:

- Lendlease Corporation dividend paid on 17 March 2021;
- Lendlease Trust distribution for the six months ended 31 December 2020, paid on 17 March 2021;
- Lendlease Trust distribution for the six months ended 30 June 2021, paid on 15 September 2021; and
- No dividend was paid by Lendlease Corporation Limited in September 2020. The September 2020 payment was made up entirely of a distribution from Lendlease Trust.

Lendlease Corporation Limited Dividends

	Amount	Tax Return Label
Dividend Income		
Franked dividends	\$19.98	11T
Franking credits	\$8.56	11U
Unfranked dividends ¹	\$19.98	11S
TFN amount withheld ²	\$8.00	11V
Non-resident withholding tax	\$0.00	

Lendlease Trust Distributions

	Amount	Tax Return Label (Supplementary Section)
Non primary production income	\$16.20	13U
Foreign source income	\$6.47	20E & 20M
Total current year capital gains ³	\$0.00	18H
AMIT cost base net amount - decrease ⁴	\$6.27	
Non-assessable amounts ⁵	\$5.60	
Foreign income tax offset	\$0.66	20O
TFN amount withheld ²	\$12.00	13R
Non-resident interest withholding tax ⁶	\$0.00	
Non-resident MIT fund payment withholding tax ⁷	\$0.00	

277096_13_Y3



Notes to the Lendlease Group Annual Tax Statement

1. The whole of the unfranked dividend has been declared to be conduit foreign income.
2. For Australian residents, withholding tax has been deducted from your Lendlease Group dividends and distributions at the highest marginal tax rate (including Medicare levy) because you have not provided a tax file number (TFN) (or where relevant Australian Business Number (ABN)) or claimed an exemption.
3. No capital gains distributions for the year ended 30 June 2021 from Lendlease Trust.
4. The AMIT cost base net amount – decrease for the year ended 30 June 2021 reduces your CGT cost base in the Lendlease Trust units.
5. Non-assessable amounts are not included in your tax return and are not used to adjust the CGT cost base of your securities.
6. For non-residents, 10% interest withholding tax has been deducted from that portion of the Lendlease Trust distribution referable to Australian interest income.
7. For non-residents, managed investment trust (MIT) non-resident withholding tax has been deducted from that portion of the Lendlease Trust distribution that is a 'Fund Payment' pursuant to Subdivisions 12-H and 12A-B of the Taxation Administration Act 1953 which relates to the income year of Lendlease Trust ended 30 June 2021. MIT non-resident withholding tax is generally deducted at either 15% or 30%, depending on the country recorded as your address. Distributions which are attributable to a fund payment from a clean building managed investment trust are subject to MIT non-resident withholding tax at either 10% or 30% depending on the country recorded as your address.

Payment Advice



Macquarie Group Limited
ABN 94 122 169 279

MACQUARIE

All Registry communications to:

Link Market Services Limited
Locked Bag A14, Sydney South NSW 1235
Telephone: +61 1300 554 096
ASX Code: **MQG**
Email: macquarie@linkmarketservices.com.au
Website: www.linkmarketservices.com.au

MACQUARIE GROUP LIMITED

ABN: 94 122 169 279

MR ROBERT ANDREW MUIR & MS KATTIE JANE MUIR <R
RESOURCES SUPER FUND A/C>
PO BOX 445
NORTH PERTH WA
6906

DIVIDEND STATEMENT

Reference No.: X*****3845
Payment Date: 03 July 2020
Record Date: 19 May 2020

Security Description	Dividend Rate per Share	Participating Shares	Unfranked Amount	Franked Amount	Total Payment	Franking Credit
MQG - ORDINARY FULLY PAID SHARES	\$1.80	30	\$32.40	\$21.60	\$54.00	\$9.26
			Less Resident Withholding Tax		\$15.00	
			Net Amount		AUD 39.00	
			Represented By:			
			Direct Credit amount		AUD 39.00	

BANKING INSTRUCTIONS

The amount of AUD 39.00 was deposited to the bank account detailed below:

COMMONWEALTH BANK OF AUSTRALIA

ROBERT ANDREW MUIR + KATTIE JANE
BSB: 066-117 **ACC:** *****4124

DIRECT CREDIT REFERENCE NO.: 1248179946

FRANKING INFORMATION

Franked Rate per Share	\$0.72
Franking Percentage	40%
Company Tax Rate	30%

AUSTRALIAN TAX INFORMATION (A\$)

Income Description	Amount
Conduit Foreign Income (CFI)	\$32.40
Nil CFI	\$0.00
Total unfranked Income	\$32.40

Withholding tax is not payable by non-residents on the Conduit Foreign Income portion of the unfranked dividend amount.
The total amount together with the franking credit (if any) should be disclosed as assessable income in your Australian tax return.

Note: You may require this statement for taxation purposes. All investors should seek independent advice relevant to their own particular circumstances.

Please ensure your details are current by viewing and updating via the online service centre.



Macquarie Group Limited
ABN 94 122 169 279

All Registry communications to:
Link Market Services Limited
Locked Bag A14
Sydney South NSW 1235 Australia
Telephone: +61 1300 554 096
Email: macquarie@linkmarketservices.com.au
Website: www.linkmarketservices.com.au



049 076104

MR ROBERT ANDREW MUIR &
MS KATTIE JANE MUIR
<RM RESOURCES SUPER FUND A/C>
PO BOX 445
NORTH PERTH WA 6906

Dividend Statement

ASX Code: MQG
Payment date: 22 December 2020
Record date: 17 November 2020
SRN/HIN: X*****3845
TFN/ABN Status: Not Quoted

Dear Shareholder,

This dividend statement is for your Macquarie Group interim ordinary dividend for the six months ended 30 September 2020.

This dividend is franked at 40% at the Australian corporate tax rate of 30%. Macquarie Group Limited declares the whole of the unfranked amount to be conduit foreign income.

Description	Dividend Rate per share \$	Shares Held	Unfranked Amount \$	Franked Amount \$	Gross Amount \$	Franking Credits \$
Ordinary Shares	1.35	30	24.30	16.20	40.50	6.94

Less Withholding Tax: \$11.00
Net Amount: \$29.50

If you have not provided a TFN, ABN or TFN exemption by the record date, we deduct withholding tax of 47% from the unfranked amount of the dividend. You may be able to claim back as a credit any withholding tax we have deducted in your tax return. For more information please visit the Australian Taxation Office website at www.ato.gov.au.

DIVIDEND REMITTED TO:

COMMONWEALTH BANK OF AUSTRALIA
217A MAIN STREET
OSBORNE PARK WA 6017
BSB: ***-117
ACC: ****4124
Account Name: ROBERT ANDREW MUIR + KATTIE JANE
Direct Credit Reference No.: 001254463262

Amount Deposited
\$29.50

IMPORTANT INFORMATION

See overleaf for instructions on how to update your details online.

**This statement contains important information to assist you in preparing any tax returns you may be required to lodge.
Please retain this statement for taxation purposes as a charge may be levied for replacement.**

107723 000 WPL


 MR ROBERT ANDREW MUIR &
 MS KATTIE JANE MUIR
 <RM RESOURCES SUPER FUND A/C>
 PO BOX 445
 NORTH PERTH WA 6906

Update Your Information:
www.investorcentre.com/wpl

 Computershare Investor Services Pty Limited
 GPO Box 2975 Melbourne
 Victoria 3001 Australia

 1300 558 507 (within Australia)
 +61 3 9415 4632 (outside Australia)

Holder Identification Number (HIN)
HIN WITHHELD

ASX Code	WPL
TFN/ABN Status	Not Quoted
Record Date	25 August 2020
Payment Date	18 September 2020

DIVIDEND STATEMENT

The statement below represents your interim dividend for the half year ended 30 June 2020. This dividend is paid at the rate of 26 US cents (equivalent to 36.247038 Australian cents) per share on your holding of fully paid ordinary shares, registered in your name and eligible as at the record date 25 August 2020.

This dividend is fully franked (100%) at the tax rate of 30%.

Class Description	Amount per Security	Number of Securities	Franked Amount	Unfranked Amount	Total Payment
Ordinary Shares	A\$0.36247038	370	A\$134.11	A\$0.00	A\$134.11
Net Payment					A\$134.11
Australian Franking Credit					A\$57.48

VIEW OR UPDATE YOUR SECURITY HOLDING DETAILS ONLINE

To view your security holding details please visit www.investorcentre.com/wpl. When in Investor Centre, log in using your SRN/HIN and postcode (if within Australia) or country (if outside Australia). For security purposes, if you wish to update your information you will be required to login as an existing user with your User ID and password or register as a new user and create a User ID and password.

Important Notes:

- You should retain this statement to assist you in preparing your tax return.
- If you require a replacement payment for any of your dividend payments, you may be charged a fee to cover the costs to reissue such payments.
- Shareholders who have recently elected to participate in the DRP or had a standing DRP election registered on their shareholding will have dividends on some or all of their shares automatically reinvested in additional shares.

Dividend Reinvestment Plan (DRP) Details

Cash balance brought forward	\$15.55
Net payment available for reinvestment	\$134.11
Total available for reinvestment	\$149.66
Less the amount applied to the allotment of 7 Ordinary Shares at A\$18.7929 per share	\$131.55
Cash balance carried forward to the next payment	\$18.11
Number of Ordinary Shares participating in the DRP for the 2020 Interim Dividend	370
Add Ordinary Shares allotted on 18 September 2020	7
Number of Ordinary Shares now participating in the DRP	377

Note: Computershare Investor Services Pty Limited will not be liable for any losses incurred by any person who relies on the balances shown above without making their own adjustments for any further transactions.

110936 000 WPL


 MR ROBERT ANDREW MUIR &
 MS KATTIE JANE MUIR
 <RM RESOURCES SUPER FUND A/C>
 PO BOX 445
 NORTH PERTH WA 6906

Update Your Information:
www.investorcentre.com/wpl

 Computershare Investor Services Pty Limited
 GPO Box 2975 Melbourne
 Victoria 3001 Australia

 1300 558 507 (within Australia)
 +61 3 9415 4632 (outside Australia)

Holder Identification Number (HIN)
HIN WITHHELD

ASX Code	WPL
TFN/ABN Status	Not Quoted
Record Date	26 February 2021
Payment Date	24 March 2021

DIVIDEND STATEMENT

The statement below represents your final dividend for the full year ended 31 December 2020. This dividend is paid at the rate of 12 US cents (equivalent to 15.296367 Australian cents) per share on your holding of fully paid ordinary shares, registered in your name and eligible as at the record date 26 February 2021.

This dividend is fully franked (100%) at the tax rate of 30%.

Class Description	Amount per Security	Number of Securities	Franked Amount	Unfranked Amount	Total Payment
Ordinary Shares	A\$0.15296367	442	A\$67.61	A\$0.00	A\$67.61
Net Payment					A\$67.61
Australian Franking Credit					A\$28.98

VIEW OR UPDATE YOUR SECURITY HOLDING DETAILS ONLINE

To view your security holding details please visit www.investorcentre.com/wpl. When in Investor Centre, log in using your SRN/HIN and postcode (if within Australia) or country (if outside Australia). For security purposes, if you wish to update your information you will be required to login as an existing user with your User ID and password or register as a new user and create a User ID and password.

Temporary changes made by the Government in response to the COVID-19 pandemic allow Woodside to provide notices of meeting and other information regarding a meeting online. Contact Computershare to opt in to obtain a hard copy notice of meeting for future meetings.

Important Notes:

- You should retain this statement to assist you in preparing your tax return.
- If you require a replacement payment for any of your dividend payments, you may be charged a fee to cover the costs to reissue such payments.
- Shareholders who have recently elected to participate in the DRP or had a standing DRP election registered on their shareholding will have dividends on some or all of their shares automatically reinvested in additional shares.

Dividend Reinvestment Plan (DRP) Details

Cash balance brought forward	\$18.11
Net payment available for reinvestment	\$67.61
Total available for reinvestment	\$85.72
Less the amount applied to the allotment of 3 Ordinary Shares at A\$24.7746 per share	\$74.32
Cash balance carried forward to the next payment	\$11.40
Number of Ordinary Shares participating in the DRP for the 2020 Final Dividend	442
Add Ordinary Shares allotted on 24 March 2021	3
Number of Ordinary Shares now participating in the DRP	445

Note: Computershare Investor Services Pty Limited will not be liable for any losses incurred by any person who relies on the balances shown above without making their own adjustments for any further transactions.

RM Resources Superannuation Fund Contribution Allocation

Commencement date: 01 June 2006

Date	RA Muir Amount	Notes
15.07.20	964.75	Cont
09.12.20	55.52	Cont

Date	KJ Muir Amount	Notes
02.07.20	1270.84	Cont
30.07.20	201.25	Cont

Date	JA Muir Amount	Notes

TAX INVOICE

RM Resources Investment Pty Ltd

Invoice Date
1 Jul 2020

Invoice Number
INV-3287

ABN
26 167 776 025

Mora Wealth
Accountants
PO Box 1389
WANGARA DC WA
6983

Description	Quantity	Unit Price	GST	Amount AUD
In relation to acting as your ASIC agent and ensuring compliance with corporate statutory requirements and Corporation Law, including the preparation of the solvency resolution and reviewing Australian Securities and Investments Commission company statement for the year 2021.	1.00	200.00	10%	200.00
			Subtotal	200.00
			TOTAL GST 10%	20.00
			TOTAL AUD	220.00
			Less Amount Paid	220.00
			AMOUNT DUE AUD	0.00

Due Date: 8 Jul 2020

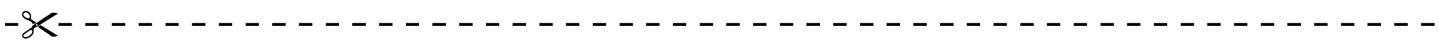
PAYMENT CAN NOW BE MADE ONLINE

- Electronic funds transfer
- Credit/Debit card
- 4 interest free instalments

Click this link to pay in instalments

<https://qsops.quickfee.com.au/MORA>

Click below to pay either by card or EFT



PAYMENT ADVICE

To: Mora Wealth Accountants
PO Box 1389
WANGARA DC WA 6983

Customer	RM Resources Investment Pty Ltd
Invoice Number	INV-3287
Amount Due	0.00
Due Date	8 Jul 2020

Amount Enclosed _____
Enter the amount you are paying above

TAX INVOICE

RM Resources Superannuation Pty Ltd

Invoice Date
1 Jul 2020

Invoice Number
INV-3288

ABN
26 167 776 025

Mora Wealth
Accountants
PO Box 1389
WANGARA DC WA
6983

Description	Quantity	Unit Price	GST	Amount AUD
In relation to acting as your ASIC agent and ensuring compliance with corporate statutory requirements and Corporation Law, including the preparation of the solvency resolution and reviewing Australian Securities and Investments Commission company statement for the year 2021.	1.00	220.00	10%	220.00
			Subtotal	220.00
			TOTAL GST 10%	22.00
			TOTAL AUD	242.00
			Less Amount Paid	242.00
			AMOUNT DUE AUD	0.00

Due Date: 8 Jul 2020

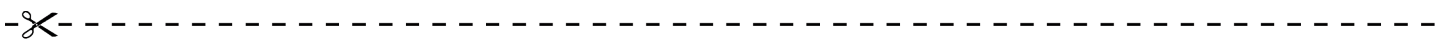
PAYMENT CAN NOW BE MADE ONLINE

- Electronic funds transfer
- Credit/Debit card
- 4 interest free instalments

Click this link to pay in instalments

<https://qsops.quickfee.com.au/MORA>

Click below to pay either by card or EFT



PAYMENT ADVICE

To: Mora Wealth Accountants
PO Box 1389
WANGARA DC WA 6983

Customer	RM Resources Superannuation Pty Ltd
Invoice Number	INV-3288
Amount Due	0.00
Due Date	8 Jul 2020

Amount Enclosed

Enter the amount you are paying above

Inquires 1300 300 630

Issue date 10 Jan 21

Company Statement

Extract of particulars - s346A(1) Corporations Act 2001

CORPORATE KEY: 95365382

Check this statement carefully

You are legally obligated to ensure that all your company details listed on this company statement are complete and correct. This is required under s346C (1) and/or s346B and s346C (2) of the *Corporations Act 2001*.

You must check this statement carefully and inform ASIC of any changes or corrections immediately. **Do not return this statement.** You must notify ASIC within 28 days after the date of change, and within 28 days after the date of issue of your annual company statement. Late lodgement of changes will result in late fees. These requirements do not apply to the **Additional company information**.

ACN 155 068 063
FOR RM RESOURCES SUPERANNUATION PTY LTD

REVIEW DATE: 10 January 21

You must notify ASIC of any changes to company details — Do not return this statement



To make changes to company details or amend incorrect information

- go to www.asic.gov.au/changes
- log in to our online services and make the required updates
- first time users will need to use the corporate key provided on this company statement



Phone if you've already notified ASIC of changes but they are not shown correctly in this statement.
Ph: 1300 300 630



Use your agent.

Company Statement

These are the current company details held by ASIC. You must check this statement carefully and inform ASIC of any changes or corrections immediately. Late fees apply. **Do not return this statement.**

1 **Registered office**
7A RANGER ROAD YOKINE WA 6060

2 **Principal place of business**
7A RANGER ROAD YOKINE WA 6060

3 Officeholders

Name: ROBERT ANDREW MUIR
Born: PERTH WA
Date of birth: 02/01/1950
Address: 7A RANGER ROAD YOKINE WA 6060
Office(s) held: DIRECTOR, APPOINTED 10/01/2012; SECRETARY, APPOINTED 10/01/2012

Name: KATTIE JANE MUIR
Born: PERTH WA
Date of birth: 29/09/1987
Address: 7A RANGER ROAD YOKINE WA 6060
Office(s) held: DIRECTOR, APPOINTED 10/01/2012

Name: JAKE ANTHONY MUIR
Born: PERTH WA
Date of birth: 05/05/1990
Address: 7A RANGER ROAD YOKINE WA 6060
Office(s) held: DIRECTOR, APPOINTED 10/01/2012

4 Company share structure

These details continue on the next page

RM RESOURCES SUPERANNUATION PTY LTD ACN 155 068 063

Page 1 of 2

Company statement continued

Share class	Shares description	Number issued	Total amount paid on these shares	Total amount unpaid on these shares
ORD	ORDINARY SHARES	60	\$60.00	\$0.00

5 Members

Name: JAKE ANTHONY MUIR
Address: 7A RANGER ROAD YOKINE WA 6060

Share Class	Total number held	Fully paid	Beneficially held
ORD	20	Yes	Yes

Name: KATTIE JANE MUIR
Address: 7A RANGER ROAD YOKINE WA 6060

Share Class	Total number held	Fully paid	Beneficially held
ORD	20	Yes	Yes

Name: ROBERT ANDREW MUIR
Address: 7A RANGER ROAD YOKINE WA 6060

Share Class	Total number held	Fully paid	Beneficially held
ORD	20	Yes	Yes

You must notify ASIC within 28 days of the date of change, and within 28 days of the issue date of the annual company statement. Late lodgement of changes will result in late fees.

End of company statement

This concludes the information to which the company must respond (if incorrect) under s346C of the *Corporations Act 2001*.

Additional company information

This information is optional under the *Corporations Act 2001*. Late lodgement fees or late review fees do not apply to this information. To add, remove or change a contact address, see www.asic.gov.au/addresses.

6 Contact address for ASIC use only

Registered agent name: MORA WEALTH ACCOUNTANTS PTY LTD
Registered agent number: 40088
Address: PO BOX 1095 BENTLEY DC WA 6983

**ASIC**

Australian Securities & Investments Commission

ABN 86 768 265 615

Inquiries

www.asic.gov.au/invoices

1300 300 630

RM RESOURCES SUPERANNUATION PTY LTD
 MORA WEALTH ACCOUNTANTS PTY LTD
 PO BOX 1095 BENTLEY DC WA 6983

INVOICE STATEMENT

Issue date 10 Jan 21

RM RESOURCES SUPERANNUATION PTY LTD

ACN 155 068 063

Account No. 22 155068063

Summary

Opening Balance	\$54.00 cr
New items	\$109.00
Payments & credits	\$54.00 cr
TOTAL DUE	\$1.00

- Amounts are not subject to GST. (Treasurer's determination - exempt taxes, fees and charges).
- Payment of your annual review fee will maintain your registration as an Australian company.

Transaction details are listed on the back of this page

Please pay

Immediately	\$0.00
By 10 Mar 21	\$1.00

If you have already paid please ignore this invoice statement.

- Late fees will apply if you do NOT
 - tell us about a change during the period that the law allows
 - bring your company or scheme details up to date within 28 days of the date of issue of the annual statement, or
 - pay your review fee within 2 months of the annual review date.
- Information on late fee amounts can be found on the ASIC website.

**ASIC**

Australian Securities & Investments Commission

PAYMENT SLIP**RM RESOURCES SUPERANNUATION PTY LTD**

ACN 155 068 063

Account No: 22 155068063



22 155068063

TOTAL DUE	\$1.00
Immediately	\$0.00
By 10 Mar 21	\$1.00

Payment options are listed on the back of this payment slip



Bill Code: 17301
Ref: 2291550680634



*814 129 0002291550680634 26

Transaction details:

page 2 of 2

	Transactions for this period	ASIC reference	\$ Amount
2021-01-10	Annual Review - Special Purpose Pty Co	3X5997288480P A	\$55.00
2021-01-10	Payment Splitting Adjustment for Matching		\$54.00 cr
2021-01-10	Payment Splitting Adjustment for Matching		\$54.00
	Outstanding transactions		
2021-01-10	Annual Review - Special Purpose Pty Co	3X5997288480P A	\$1.00

PAYMENT OPTIONS



Billpay Code: 8929
Ref: 2291 5506 8063 426

Australia Post

Present this payment slip. Pay by cash, cheque or EFTPOS

Phone

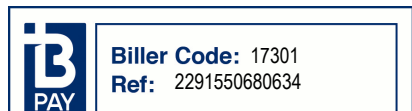
Call 13 18 16 to pay by Mastercard or Visa

On-line

Go to postbillpay.com.au to pay by Mastercard or Visa

Mail

Mail this payment slip and cheque (do not staple) to ASIC,
Locked Bag 5000, Gippsland Mail Centre VIC 3841



Biller Code: 17301
Ref: 2291550680634

Telephone & Internet Banking – BPAY®

Contact your bank or financial institution to make this payment from your cheque, savings, debit, credit card or transaction account. More info: www.bpay.com.au

**ASIC**

Australian Securities & Investments Commission

ABN 86 768 265 615

Inquiries

www.asic.gov.au/invoices

1300 300 630

RM RESOURCES SUPERANNUATION PTY LTD
MORA WEALTH ACCOUNTANTS PTY LTD
PO BOX 1095 BENTLEY DC WA 6983

INVOICE STATEMENT

Issue date 10 Jan 22

RM RESOURCES SUPERANNUATION PTY LTD

ACN 155 068 063

Account No. 22 155068063

Summary

Opening Balance	\$9.00 cr
New items	\$65.00
Payments & credits	\$9.00 cr
TOTAL DUE	\$47.00

- Amounts are not subject to GST. (Treasurer's determination - exempt taxes, fees and charges).
- Payment of your annual review fee will maintain your registration as an Australian company.

Transaction details are listed on the back of this page

Please pay

Immediately	\$0.00
By 10 Mar 22	\$47.00

If you have already paid please ignore this invoice statement.

- Late fees will apply if you do NOT
 - tell us about a change during the period that the law allows
 - bring your company or scheme details up to date within 28 days of the date of issue of the annual statement, or
 - pay your review fee within 2 months of the annual review date.
- Information on late fee amounts can be found on the ASIC website.

**ASIC**

Australian Securities & Investments Commission

PAYMENT SLIP**RM RESOURCES SUPERANNUATION PTY LTD**

ACN 155 068 063

Account No: 22 155068063



22 155068063

TOTAL DUE	\$47.00
Immediately	\$0.00
By 10 Mar 22	\$47.00

Payment options are listed on the back of this payment slip



Bill Code: 17301
Ref: 2291550680634



*814 129 0002291550680634 26

Transaction details:

page 2 of 2

	Transactions for this period	ASIC reference	\$ Amount
2022-01-10	Annual Review - Special Purpose Pty Co	3X8907032480P A	\$56.00
2022-01-10	Payment Splitting Adjustment for Matching		\$9.00 cr
2022-01-10	Payment Splitting Adjustment for Matching		\$9.00
	Outstanding transactions		
2022-01-10	Annual Review - Special Purpose Pty Co	3X8907032480P A	\$47.00

PAYMENT OPTIONS



Billpay Code: 8929
Ref: 2291 5506 8063 426

Australia Post

Present this payment slip. Pay by cash, cheque or EFTPOS

Phone

Call 13 18 16 to pay by Mastercard or Visa

On-line

Go to postbillpay.com.au to pay by Mastercard or Visa

Mail

Mail this payment slip and cheque (do not staple) to ASIC,
Locked Bag 5000, Gippsland Mail Centre VIC 3841

	Bill Code: 17301 Ref: 2291550680634
Telephone & Internet Banking – BPAY® Contact your bank or financial institution to make this payment from your cheque, savings, debit, credit card or transaction account. More info: www.bpay.com.au	

Inquires 1300 300 630

Issue date 10 Jan 21

Company Statement

Extract of particulars - s346A(1) Corporations Act 2001

CORPORATE KEY: 59719860

Check this statement carefully

You are legally obligated to ensure that all your company details listed on this company statement are complete and correct. This is required under s346C (1) and/or s346B and s346C (2) of the *Corporations Act 2001*.

You must check this statement carefully and inform ASIC of any changes or corrections immediately. **Do not return this statement.** You must notify ASIC within 28 days after the date of change, and within 28 days after the date of issue of your annual company statement. Late lodgement of changes will result in late fees. These requirements do not apply to the **Additional company information**.

You must notify ASIC of any changes to company details — Do not return this statement



To make changes to company details or amend incorrect information

- go to www.asic.gov.au/changes
- log in to our online services and make the required updates
- first time users will need to use the corporate key provided on this company statement



Phone if you've already notified ASIC of changes but they are not shown correctly in this statement.
Ph: 1300 300 630



Use your agent.

ACN 155 080 032
FOR RM RESOURCES INVESTMENT PTY LTD

REVIEW DATE: 10 January 21

Company Statement

These are the current company details held by ASIC. You must check this statement carefully and inform ASIC of any changes or corrections immediately. Late fees apply. **Do not return this statement.**

1 Registered office
7A RANGER ROAD YOKINE WA 6060

2 Principal place of business
7A RANGER ROAD YOKINE WA 6060

3 Officeholders

Name: ROBERT ANDREW MUIR
Born: PERTH WA
Date of birth: 02/01/1950
Address: 7A RANGER ROAD YOKINE WA 6060
Office(s) held: DIRECTOR, APPOINTED 10/01/2012; SECRETARY, APPOINTED 10/01/2012

Name: KATTIE JANE MUIR
Born: PERTH WA
Date of birth: 29/09/1987
Address: 7A RANGER ROAD YOKINE WA 6060
Office(s) held: DIRECTOR, APPOINTED 10/01/2012

Name: JAKE ANTHONY MUIR
Born: PERTH WA
Date of birth: 05/05/1990
Address: 7A RANGER ROAD YOKINE WA 6060
Office(s) held: DIRECTOR, APPOINTED 10/01/2012

4 Company share structure

These details continue on the next page

RM RESOURCES INVESTMENT PTY LTD ACN 155 080 032

Page 1 of 2

Company statement continued

Share class	Shares description	Number issued	Total amount paid on these shares	Total amount unpaid on these shares
ORD	ORDINARY SHARES	60	\$60.00	\$0.00

5 Members

Name: JAKE ANTHONY MUIR
Address: 7A RANGER ROAD YOKINE WA 6060

Share Class	Total number held	Fully paid	Beneficially held
ORD	20	Yes	Yes

Name: KATTIE JANE MUIR
Address: 7A RANGER ROAD YOKINE WA 6060

Share Class	Total number held	Fully paid	Beneficially held
ORD	20	Yes	Yes

Name: ROBERT ANDREW MUIR
Address: 7A RANGER ROAD YOKINE WA 6060

Share Class	Total number held	Fully paid	Beneficially held
ORD	20	Yes	Yes

You must notify ASIC within 28 days of the date of change, and within 28 days of the issue date of the annual company statement. Late lodgement of changes will result in late fees.

End of company statement

This concludes the information to which the company must respond (if incorrect) under s346C of the *Corporations Act 2001*.

Additional company information

This information is optional under the *Corporations Act 2001*. Late lodgement fees or late review fees do not apply to this information. To add, remove or change a contact address, see www.asic.gov.au/addresses.

6 Contact address for ASIC use only

Registered agent name: MORA WEALTH ACCOUNTANTS PTY LTD
Registered agent number: 40088
Address: PO BOX 1095 BENTLEY DC WA 6983

**ASIC**

Australian Securities & Investments Commission

ABN 86 768 265 615

Inquiries

www.asic.gov.au/invoices

1300 300 630

RM RESOURCES INVESTMENT PTY LTD
MORA WEALTH ACCOUNTANTS PTY LTD
PO BOX 1095 BENTLEY DC WA 6983

INVOICE STATEMENT

Issue date 10 Jan 21

RM RESOURCES INVESTMENT PTY LTD

ACN 155 080 032

Account No. 22 155080032

Summary

Opening Balance	\$267.00 cr
New items	\$540.00
Payments & credits	\$267.00 cr
TOTAL DUE	\$6.00

- Amounts are not subject to GST. (Treasurer's determination - exempt taxes, fees and charges).
- Payment of your annual review fee will maintain your registration as an Australian company.

Transaction details are listed on the back of this page

Please pay

Immediately	\$0.00
By 10 Mar 21	\$6.00

If you have already paid please ignore this invoice statement.

- Late fees will apply if you do NOT
 - tell us about a change during the period that the law allows
 - bring your company or scheme details up to date within 28 days of the date of issue of the annual statement, or
 - pay your review fee within 2 months of the annual review date.
- Information on late fee amounts can be found on the ASIC website.

**ASIC**

Australian Securities & Investments Commission

PAYMENT SLIP**RM RESOURCES INVESTMENT PTY LTD**

ACN 155 080 032

Account No: 22 155080032




22 155080032

TOTAL DUE	\$6.00
Immediately	\$0.00
By 10 Mar 21	\$6.00

Payment options are listed on the back of this payment slip



Billers Code: 17301
Ref: 2291550800323



*814 129 0002291550800323 95

Transaction details:

page 2 of 2

	Transactions for this period	ASIC reference	\$ Amount
2021-01-10	Annual Review - Pty Co	3X5997466480B A	\$273.00
2021-01-10	Payment Splitting Adjustment for Matching		\$267.00 cr
2021-01-10	Payment Splitting Adjustment for Matching		\$267.00
	Outstanding transactions		
2021-01-10	Annual Review - Pty Co	3X5997466480B A	\$6.00

PAYMENT OPTIONS



Billpay Code: 8929
Ref: 2291 5508 0032 395

Australia Post

Present this payment slip. Pay by cash, cheque or EFTPOS

Phone

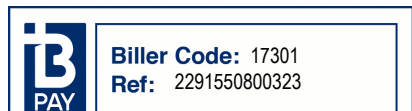
Call 13 18 16 to pay by Mastercard or Visa

On-line

Go to postbillpay.com.au to pay by Mastercard or Visa

Mail

Mail this payment slip and cheque (do not staple) to ASIC,
Locked Bag 5000, Gippsland Mail Centre VIC 3841



Biller Code: 17301
Ref: 2291550800323

Telephone & Internet Banking – BPAY®

Contact your bank or financial institution to make this payment from your cheque, savings, debit, credit card or transaction account. More info: www.bpay.com.au



ASIC
Australian Securities & Investments Commission

ABN 86 768 265 615

RM RESOURCES INVESTMENT PTY LTD
MORA WEALTH ACCOUNTANTS PTY LTD
PO BOX 1095 BENTLEY DC WA 6983

INVOICE STATEMENT

Issue date 10 Jan 22

RM RESOURCES INVESTMENT PTY LTD

ACN 155 080 032

Account No. 22 155080032

Summary

Opening Balance	\$10.00 cr
New items	\$286.00
Payments & credits	\$10.00 cr
TOTAL DUE	\$266.00

- Amounts are not subject to GST. (Treasurer's determination - exempt taxes, fees and charges).
- Payment of your annual review fee will maintain your registration as an Australian company.

Transaction details are listed on the back of this page

Inquiries

www.asic.gov.au/invoices

1300 300 630

Please pay

Immediately	\$0.00
By 10 Mar 22	\$266.00

If you have already paid please ignore this invoice statement.

- Late fees will apply if you do NOT
 - tell us about a change during the period that the law allows
 - bring your company or scheme details up to date within 28 days of the date of issue of the annual statement, or
 - pay your review fee within 2 months of the annual review date.
- Information on late fee amounts can be found on the ASIC website.



ASIC
Australian Securities & Investments Commission

PAYMENT SLIP**RM RESOURCES INVESTMENT PTY LTD**

ACN 155 080 032

Account No: 22 155080032




22 155080032

TOTAL DUE	\$266.00
Immediately	\$0.00
By 10 Mar 22	\$266.00

Payment options are listed on the back of this payment slip



Bill Code: 17301
Ref: 2291550800323



*814 129 0002291550800323 95

Transaction details:

page 2 of 2

	Transactions for this period	ASIC reference	\$ Amount
2022-01-10	Annual Review - Pty Co	3X8907193480B A	\$276.00
2022-01-10	Payment Splitting Adjustment for Matching		\$10.00 cr
2022-01-10	Payment Splitting Adjustment for Matching		\$10.00
	Outstanding transactions		
2022-01-10	Annual Review - Pty Co	3X8907193480B A	\$266.00

PAYMENT OPTIONS



Billpay Code: 8929
Ref: 2291 5508 0032 395

Australia Post

Present this payment slip. Pay by cash, cheque or EFTPOS

Phone

Call 13 18 16 to pay by Mastercard or Visa

On-line

Go to postbillpay.com.au to pay by Mastercard or Visa

Mail

Mail this payment slip and cheque (do not staple) to ASIC,
Locked Bag 5000, Gippsland Mail Centre VIC 3841

	Bill Code: 17301 Ref: 2291550800323
Telephone & Internet Banking – BPAY® Contact your bank or financial institution to make this payment from your cheque, savings, debit, credit card or transaction account. More info: www.bpay.com.au	



Rate Notice/Tax Invoice

Chief Executive Officer: Andrew Brien
Financial Year: 1 July 2020 - 30 June 2021



049 - 005464 1234

RM Resources Investment Pty Ltd
PO Box 445
NORTH PERTH WA 6006

Property ID	1163529
Due date	21 August 2020
Please pay	\$1,422.48
Payment ref number	1093632
Issue date	17 July 2020

Property address Strata Lot 12 SP S000491 CT 0173400897 - 12/92 Sixth Avenue MAYLANDS WA 6051

GRV Valuation:	General Rate-in-\$:	Minimum Rate \$:	ESL Rate in \$:	Deferred Rates \$:
\$10,660	\$0.08311	\$1,105.00	\$0.014839	\$0.00

DETAILS	CURRENT	ARREARS	TOTAL
COVID-19 Concession	-\$199.00	\$0.00	-\$199.00
Domestic Rubbish Service	\$358.30	\$0.00	\$358.30
ESL Category 1 - Residential	\$158.18	\$0.00	\$158.18
Residential	\$1,105.00	\$0.00	\$1,105.00
Sub Total:			\$1,422.48

To qualify for the instalment options, the City **must** receive the correct **amount** of the **first instalment** by Friday 21 August 2020.
Payments received after 10 July 2020 are not included on this notice.

Please note penalty interest of 8% pa will be charged on all overdue accounts from 1 September 2020.

Total amount **\$1,422.48**

← For important information, please see reverse of this notice.



E-Rates online registration

You can now receive your Rate Notices via email. Register online at bayswater.wa.gov.au

Payment options

Option	Payments	Due dates
1 Pay in full		
One payment	\$1,422.48	21/08/2020
2 Pay by two instalments		
1st instalment	\$713.88	21/08/2020
2nd instalment	\$713.85	23/10/2020
Total (Cost of Option \$5.25)	\$1,427.73	
3 Pay by four instalments		
1st instalment	\$359.83	21/08/2020
2nd instalment	\$359.85	23/10/2020
3rd instalment	\$359.85	08/01/2021
4th instalment	\$359.85	12/03/2021
Total (Cost of Option \$16.90)	\$1,439.38	

Rates smoothing (by application only)

Option	Payments	Amount Due
1 Weekly		
33 payments	\$43.58	\$1,437.78
(Cost of Option \$15.30)		
2 Fortnightly		
17 payments	\$84.59	\$1,437.78
(Cost of Option \$15.30)		
3 4-weekly		
9 payments	\$159.76	\$1,437.78
(Cost of Option \$15.30)		

Apply for rates smoothing online at eservices.bayswater.wa.gov.au
Applications close Friday 14 August 2020



Australia and New Zealand
Banking Group Limited
ABN 11 005 357 522

[Close](#) | [Print](#)

Lodgement Receipt - Pay BPAY Bills

Date: 07/08/2020

From account

From: RMR General Account

BPAY® payment details

To: CITY OF BAYSWATER - Rates
Biller code: 2667
Reference: 1093632
Amount \$: \$1,422.48

Transfer details

Transfer instructions: Pay no earlier than 07/08/2020

Lodgement number: 1758512149

(FOR ENQUIRIES)

Receipt number: 637049

IMPORTANT INFORMATION

This is your lodgement receipt confirming your bill has been lodged for processing by us. When the payee's account will be credited will depend on the policy and systems of the payee's bank.

Your receipt number will be indicated if you made an immediate payment.

If you made a future-dated payment you should log on to ANZ Internet Banking after the payment date for your receipt number and to confirm that your payment has been processed by us.

BPAY® Registered to BPAY® PTY LTD. ABN 69 079 137 518.

© Australia and New Zealand Banking Group Limited (ANZ) ABN 11 005 357 522.

BUNNINGS warehouse

INNALOO
BUNNINGS GROUP LIMITED
ABN 26 008 672 179
Ph: (08) 6241 3900

Wed 22/07/2020 11:57:27 AM
SELF CHECKOUT R96

Sale ** TAX INVOICE **

8718699688448 GLOBE LED A SHAPE PHILIPS
9W VW BC ESSENTIALS PK4
4 @ \$24.00 \$96.00

4 @ SubTotal: \$96.00

T
TOTAL \$96.00
\$8.72
\$96.00

Rc
Change \$0.00
\$0.00

"*" Indicates non taxable item(s)

S2404 R96 P886 000001 #096-26620-2404-2020-07-22



Thank you for shopping with Bunnings
Please retain receipt for proof of purchase

Have Your Say

Give us your feedback online at
www.bunnings.com.au/haveyoursay

COMMONWEALTH BANK EFTPOS
BUNNINGS INNALOO
2404 REG 96
TERMINAL 26841996
REFERENCE 468883

CUSTOMER COPY
CARD NO: 4622-3047(c)
EXPIRY DATE:
AID: A0000000031010
ATC:100 TVR:0000000000
CSN:00 57E90ACAB790008
22 JUL 2020 11:57

Visa Debit
CREDIT
PURCHASE \$96.00
TOTAL AUD \$96.00

APPROVED 00
AUTH NO: 012265
POS REF NO: 09626620



Australia and New Zealand
Banking Group Limited
ABN 11 005 357 522

Close | Print

Lodgement Receipt - Pay Anyone

Date: 24/07/2020

From account:

From: RMR General Account

Your/Business name: RMR Super Fund

Payment details:

Nickname: CBA

Account name: Mr R A Muir

BSB: 066179

Account Number: 10371556

Institution name: Commonwealth Bank of Australia

Message: Lighting Repairs

Amount: \$96.00

Transfer details:

Transfer instructions: Pay no earlier than 24/07/2020

Lodgement number: 1753844545

(FOR ENQUIRIES)

Receipt number: 896368

IMPORTANT INFORMATION

This is your lodgement receipt confirming your transfer has been lodged for processing by us. When the payee's account will be credited will depend on the policy and systems of the payee's bank.

If you have made a future-dated payment, please log on to ANZ Internet Banking after the nominated payment date to confirm your payment was processed and obtain your receipt number.

© Australia and New Zealand Banking Group Limited (ANZ) ABN 11 005 357 522.

RMB Super Fuel Chart Repairs

BUNNINGS warehouse

INNALOO
BUNNINGS GROUP LIMITED
ABN 26 008 672 179
Ph: (08) 6241 3900

Sat 23/01/2021 10:39:52 AM
FRONT END REGISTERS R02

** TAX INVOICE **

9311440452160 TOILET SEAT PROFILE S/C CARONA PLASTIC HINGE WHITE 300016W	\$65.00
6958959332908 BASIN MIXER CADENZA MONDELLA WELS4STAR 7.5L/MIN SWUL	2 @ \$62.00
6958959305087 CONNECTOR WATER KINETIC 500MM MIXER HOSE 400165	\$124.00
4 @ \$11.30	\$45.20
9329184001933 HINGE CABINET MINI SALICE 94 DEG HINGE PAIR 489.02.426	2 @ \$10.19
	\$20.38
9 @ SubTotal:	\$254.58

Total **\$254.58**
 GST INCLUDED IN THE TOTAL \$23.15
 Gift Card/Voucher \$100.00
 Gift Card/Voucher \$20.00
 EFT \$134.58
 CARD NO: 535316-169
 CREDIT

Rounding \$0.00
Change \$0.00

* Indicates non taxable item(s)

S2404 R02 P887 C420934 #002-42773-2404-2021-01-23



Thank you for shopping with Bunnings
Please retain receipt for proof of purchase

Have Your Say

Give us your feedback online at
www.bunnings.com.au/haveyoursay

COMMONWEALTH BANK EFTPOS
 BUNNINGS INNALOO
 2404 REG 02
 TERMINAL 26841902
 REFERENCE 789572

CUSTOMER COPY
 CARD NO: 1169(c)
 EXPIRY DATE:
 AID: A0000000041010
 ATC: 317 TUR: 0000008000
 CSN: 01 10CA6805F58C0864
 29 JAN 2021 10:39

CBA Credit
 CREDIT PURCHASE \$134.58
 TOTAL AUD \$134.58

APPROVED 00
 AUTH NO: 053229
 POS REF NO: 00242773

DELIVER

BUNNINGS warehouse

INNALOO
BUNNINGS GROUP LIMITED
ABN 26 008 672 179
Ph: (08) 6241 3900

Sun 24/01/2021 09:37:40 AM
FRONT END REGISTERS R01

** TAX INVOICE **

6958959331000 BASH MXR CST 40MM ESTLO ALLANA WELS4STAR 7.5L/MIN BCBH40CPK	\$85.28
2 @ \$42.64	
2 @ SubTotal:	\$85.28

Total **\$85.28**
 GST INCLUDED IN THE TOTAL \$7.76
 EFT \$85.28
 CARD NO: 535316-169
 CREDIT

Rounding \$0.00
Change \$0.00

* Indicates non taxable item(s)

S2404 R01 P930 C187525 #001-40204-2404-2021-01-24



Thank you for shopping with Bunnings
Please retain receipt for proof of purchase

Have Your Say

Give us your feedback online at
www.bunnings.com.au/haveyoursay

COMMONWEALTH BANK EFTPOS
 BUNNINGS INNALOO
 2404 REG 01
 TERMINAL 26841901
 REFERENCE 131497

CUSTOMER COPY
 CARD NO: 1169(c)
 EXPIRY DATE:
 AID: A0000000041010
 ATC: 317 TUR: 0000008000
 CSN: 01 53DE32031BC4E6FD
 24 JAN 2021 09:37

CBA Credit
 CREDIT PURCHASE \$85.28
 TOTAL AUD \$85.28

APPROVED 00
 AUTH NO: 041983
 POS REF NO: 00140204

\$339.86

RMB Super Fuel Chart Repairs to Ben Taps



URBAN EDGE STRATA SOLUTIONS
 ABN 75 617 971 874
 1300 368 369 | admin@urbanedgestrata.com.au
 www.urbanedgestrata.com.au
 19 Bannister Street, Fremantle WA 6160

STRATA COMPANY FEE NOTICE

RM Resources Investment P/L
 PO Box 445
 North Perth Western Australia 6006

Invoice

Invoice No: 0000189	Issue Date: 02/09/20
Net Amount Payable:	\$ 561.37
Due Date:	01/10/2020

Payment is due within 28 days of the date of this Notice or by the Due Date.

New Charges for Strata Company for SP No. 491 - ABN: 53 412 957 157

Lot No. 12 Unit rob.muir04@gmail.com	Previous Balance:	0.00
SC Address: 92 Sixth Avenue, MAYLANDS, WA 6051	Penalty Interest:	0.00
Lot Liability: 82	Issued Levies Not Due:	0.00

Description	Transaction Type	Fund	Gross	Totals
01/10/2020 to 31/12/2020 for total Levy of \$330.22 pa	Normal	Admin	330.22*	330.22
01/10/2020 to 31/12/2020 for total Levy of \$231.15 pa	Normal	Reserve	231.15*	231.15
Arrears/Issued at time of printing				0.00
Gross Amount				561.37
Net Amount Payable				\$ 561.37

* Penalty interest of 11.00% per annum will apply if not paid by the Due Date.

If mailing your payment please tear off this slip and return with payment. DO NOT include correspondence with your payment.

Please make cheques payable to: Strata Company for SP No. 491



DEFT
PAYMENT SYSTEMS

DEFT Reference Number:
2645 2430 7330 6650 0121

Urban Edge Strata Solutions
 Lot No. 12 Unit
 92 Sixth Avenue | Heidi Court
Invoice No: 0000189
Net Amount Payable: \$ 561.37
Due Date: 01/10/2020

How to Pay

- By post:** Mail this slip with your cheque to: DEFT Payment Systems, Locked Bag 2501, PERTH WA 6001
- Bpay:** Contact your bank, credit union or building society to make this payment from your cheque or savings account.
- By phone:** Please call 1300 301 090 to make your payment using Mastercard, Visa, Diners Club or American Express.
- Internet:** Visit www.deft.com.au and use the DEFT reference number supplied on this page.
- In person:** Present this page to make your payment by cash, cheque or EFTPOS at any post office.
Payments made at Australia Post will incur a \$2.75 DEFT processing fee.

Payments by credit or debit card may attract a surcharge.
 Registration is required for payments from cheque or savings accounts.
 Registration forms available from www.deft.com.au or call 1800 672 162.



*42 264524307 33066500121

+264524307 33066500121<

000056137<3+



Australia and New Zealand
Banking Group Limited
ABN 11 005 357 522

Close | Print

Lodgement Receipt - Pay BPAY Bills

Date: 04/09/2020

From account

From: RMR General Account

BPAY® payment details

To: DEFT PAYMENTS - Strata Fees Sixth Av

Biller code: 96503

Reference: 26452430733066500121

Amount \$: \$561.37

Transfer details

Transfer instructions: Pay no earlier than 04/09/2020

Lodgement number: 1768128998

(FOR ENQUIRIES)

Receipt number: 163635

IMPORTANT INFORMATION


This is your lodgement receipt confirming your bill has been lodged for processing by us. When the payee's account will be credited will depend on the policy and systems of the payee's bank.

Your receipt number will be indicated if you made an immediate payment.

If you made a future-dated payment you should log on to ANZ Internet Banking after the payment date for your receipt number and to confirm that your payment has been processed by us.

BPAY® Registered to BPAY® PTY LTD. ABN 69 079 137 518.

© Australia and New Zealand Banking Group Limited (ANZ) ABN 11 005 357 522.



URBAN EDGE STRATA SOLUTIONS
 ABN 75 617 971 874
 1300 368 369 | admin@urbanedgestrata.com.au
 www.urbanedgestrata.com.au
 19 Bannister Street, Fremantle WA 6160

STRATA COMPANY FEE NOTICE

RM Resources Investment P/L
 PO Box 445
 North Perth Western Australia 6006

Invoice

Invoice No: 0000213	Issue Date: 03/12/20
Net Amount Payable:	\$ 656.03
Due Date:	01/01/2021

Payment is due within 28 days of the date of this Notice or by the Due Date.

New Charges for Strata Company for SP No. 491 - ABN: 53 412 957 157

Lot No. 12 Unit	rob.muir04@gmail.com	Previous Balance:	0.00	
SC Address:	92 Sixth Avenue, MAYLANDS, WA 6051	Penalty Interest:	0.00	
Lot Liability:	82	Issued Levies Not Due:	0.00	
Description	Transaction Type	Fund	Gross	Totals
01/01/2021 to 31/03/2021 for total Levy of \$2298.32 pa	Normal	Admin	656.03*	656.03
Arrears/Issued at time of printing				0.00
Gross Amount				656.03
Net Amount Payable				\$ 656.03

* Penalty interest of 11.00% per annum will apply if not paid by the Due Date.

If mailing your payment please tear off this slip and return with payment. DO NOT include correspondence with your payment.

Please make cheques payable to: Strata Company for SP No. 491



DEFT Reference Number:
 2645 2430 7330 6650 0121

How to Pay

- By post:** Mail this slip with your cheque to: DEFT Payment Systems, Locked Bag 2501, PERTH WA 6001
- Bpay:** Contact your bank, credit union or building society to make this payment from your cheque or savings account.
- By phone:** Please call 1300 301 090 to make your payment using Mastercard, Visa, Diners Club or American Express.
- Internet:** Visit www.deft.com.au and use the DEFT reference number supplied on this page.
- In person:** Present this page to make your payment by cash, cheque or EFTPOS at any post office.
 Payments made at Australia Post will incur a \$2.75 DEFT processing fee.

Payments by credit or debit card may attract a surcharge.
 Registration is required for payments from cheque or savings accounts.
 Registration forms available from www.deft.com.au or call 1800 672 162.

Urban Edge Strata Solutions Lot No. 12 Unit 92 Sixth Avenue Heidi Court	Invoice No: 0000213
Net Amount Payable:	\$ 656.03
Due Date:	01/01/2021
Bill Code: 96503	Reference: 2645 2430 7330 6650 0121



*442 264524307 33066500121

+264524307 33066500121<

000065603<3+



Pay a BPAY bill

Payment successful

Your receipt

Lodgement number ⓘ	1798198070
Receipt number ⓘ	903924
Pay from	
Account name	RMR General Account
Pay to BPAY biller	
Biller name	DEFT PAYMENTS - Strata Fees Sixth Av
Biller Code	96503
Reference number ⓘ	26452430733066500121

Payment details

Pay no earlier than	04/12/2020
Total amount	\$656.03

Important information

This is your lodgement receipt confirming your bill payment has been lodged for processing by us. When the payee's account will be credited will depend on the policy and systems of the payee's bank.

If you want a receipt number for a future-dated bill payment, you should log on to ANZ Internet Banking after the bill payment date to confirm that your bill payment has been processed by us.

© Australia and New Zealand Banking Group Limited (ANZ) ABN 11 005 357 522.



Notice of Levies Due in July 2021

BRUEL STRATA
83 Strickland St
Swanbourne WA 6010
9385 2817 | vinka@bruelstrata.com
ABN 76 119 012 127

Issued 01/06/2021 on behalf of:

Attention: Rob MUIR

RM Resources Investment P/L
PO Box 445
NORTH PERTH WA 6006

The Owners of Heidi Court (Strata Scheme 491)
ABN 53412957157
Heidi Court
92 Sixth Ave
MAYLANDS WA 6052
for Lot 12 Unit 12
RM Resources Investment P/L

Due date	Details	Amounts due (\$)		Total
		Admin Fund	Reserve Fund	
01/07/2021	4th Qtr (Jul-Sep) Admin Levy	574.58	0.00	574.58
	Total levies due in month	574.58	0.00	574.58

Total of this levy notice	574.58
Levies in arrears	0.00
Interest on levies in arrears	0.00
Outstanding owner invoices	0.00
Subtotal of amount due	574.58
Prepaid	0.00
Total amount due	\$574.58

Payment due 01/07/2021

Late Payment: If payment is not made by the due date, interest may be charged at an annual rate of 15%.
Cheques should be made payable to 'The Owners of Heidi Court (Strata Scheme 491)'

Please note that as of 1 May 2020, the interest rate on late levies has been reduced to 11%, as per Section 100(4)(b), Regulation 78. A 34 day interest free period still applies from the due date.



*Registration is required for payments from cheque or savings accounts. Please complete a registration form available at www.deft.com.au or call 1800 672 162. You do not need to re-register for the internet service if already registered for phone payment. Registration is not required for credit card payments.

RM Resources Investment P/L

Strata Scheme 491

Lot 12 Unit 12



*442 225524859 40551



Billers code 96503



Pay over the Internet by DEFT Online from your *pre-registered bank account at www.deft.com.au



Pay by DEFT Phonepay from your *pre-registered bank account. Call 1300 301 090 or International +612 8232 7395



Credit card payments can be made over the Internet. Log onto www.deft.com.au or call 1300 301 090 and follow the instructions. A surcharge will be applicable if you use this option.



Pay by mailing this payment slip with your cheque to:
DEFT Payment Systems
Locked Bag 2501, Perth WA 6001



Pay in person at any post office by cash, cheque or Eftpos. Payments made at Australia Post will incur a \$2.75 DEFT processing fee.

Contact your participating financial institution to make a BPAY payment from your cheque or savings account. Enter the biller code and your DEFT reference number. To use the QR code, use the reader within your mobile banking app. More info: www.bpay.com.au

Bruel Strata Management

DEFT Reference Number

225524859 40551

Amount Due

\$574.58

Due Date

01/07/2021

Amount Paid

\$



Pay a BPAY bill

Payment successful

Your receipt

Lodgement number ⓘ	1855154447
Receipt number ⓘ	788327
Pay from	
Account name	RMR General Account
Pay to BPAY biller	
Biller name	DEFT PAYMENTS - Strata
Biller Code	96503
Reference number ⓘ	22552485940551

Payment details

Pay no earlier than	04/06/2021
Total amount	\$574.58

Important information

This is your lodgement receipt confirming your bill payment has been lodged for processing by us. When the payee's account will be credited will depend on the policy and systems of the payee's bank.

If you want a receipt number for a future-dated bill payment, you should log on to ANZ Internet Banking after the bill payment date to confirm that your bill payment has been processed by us.

© Australia and New Zealand Banking Group Limited (ANZ) ABN 11 005 357 522.

Service Charge Account

Issue date 3 July 2020

Bill ID 0086



049D 002177 001000

RM RESOURCES SUPERANNUATION PTY LTD &
RM RESOURCES INVESTMENT PTY LTD
ATF RM RESOURCES INVESTMENT TRUST
PO BOX 445
NORTH PERTH WA 6906

Account number 90 02219 45 3

Please pay \$159.54

Payment due by 20 Jul 2020

Account for HOME UNIT AT UNIT 12 / 92-96 SIXTH AV MAYLANDS LOT 9
Strata lot 12

Your account summary (GST does not apply to this account)

Description	Amount
Service charges due 20 July 2020	\$159.54
Turn over for important information	Total \$159.54

If you're having difficulty paying, you can set up an interest-free payment arrangement. Interest is charged on overdue amounts @ 11.33% p.a. For more information, visit watercorporation.com.au/financialassistance

Payment slip

UNIT 12 / 92-96 SIXTH AV MAYLANDS LOT 9

Account number 90 02219 45 3

Please pay \$159.54

Payment due by 20 July 2020

Enquiries?

Need your account in an alternative format?

Please call us on 13 13 85.

Concession Application

If you have a valid Concession Card and are the owner and occupier of this property, call 1300 659 951 or go to watercorporation.com.au/concessions to apply.

Need more time to pay?

Visit watercorporation.com.au/financialassistance or call 1300 659 752.



Interpreter Services 13 14 50

Hearing or speech impaired?

Phone us via the National Relay Service on 133 677.

Website: watercorporation.com.au/contact

Faults and Emergencies: (24/7) 13 13 75





Australia and New Zealand
Banking Group Limited
ABN 11 005 357 522

Close | Print

Lodgement Receipt - Pay BPAY Bills

Date: 13/07/2020

From account

From: RMR General Account

BPAY® payment details

To: WATER CORPORATION WA - Water Corporation

Bill code: 8805

Reference: 9002219453

Amount \$: \$159.54

Transfer details

Transfer instructions: Pay no earlier than 13/07/2020

Lodgement number: 1749695650

(FOR ENQUIRIES)

Receipt number: 290101

IMPORTANT INFORMATION

This is your lodgement receipt confirming your bill has been lodged for processing by us. When the payee's account will be credited will depend on the policy and systems of the payee's bank.

Your receipt number will be indicated if you made an immediate payment.

If you made a future-dated payment you should log on to ANZ Internet Banking after the payment date for your receipt number and to confirm that your payment has been processed by us.

BPAY® Registered to BPAY® PTY LTD. ABN 69 079 137 518.

© Australia and New Zealand Banking Group Limited (ANZ) ABN 11 005 357 522.

Service Charge Account

Issue date 4 September 2020
Bill ID 0087



049D 002182 001000

RM RESOURCES SUPERANNUATION PTY LTD &
RM RESOURCES INVESTMENT PTY LTD
ATF RM RESOURCES INVESTMENT TRUST
PO BOX 445
NORTH PERTH WA 6906

Account number 90 02219 45 3
Please pay \$156.97
Payment due by 21 Sep 2020

Account for HOME UNIT AT UNIT 12 / 92-96 SIXTH AV MAYLANDS LOT 9
Strata lot 12

Your account summary (GST does not apply to this account)

Description	Amount
Service charges due 21 September 2020	\$156.97
Turn over for important information	Total \$156.97

If you're having difficulty paying, you can set up an interest-free payment arrangement. Interest is charged on overdue amounts @ 11.33% p.a. For more information, visit watercorporation.com.au/financialassistance

Payment slip

UNIT 12 / 92-96 SIXTH AV MAYLANDS LOT 9

Account number 90 02219 45 3
Please pay \$156.97
Payment due by 21 September 2020

Enquiries?

Need your account in an alternative format?


Please call us on 13 13 85.

Concession Application

If you have a valid Concession Card and are the owner and occupier of this property, call 1300 659 951 or go to watercorporation.com.au/concessions to apply.

Need more time to pay?

Visit watercorporation.com.au/financialassistance or call 1300 659 752.

 **Interpreter Services** 13 14 50

Hearing or speech impaired?

Phone us via the National Relay Service on 133 677.

Website: watercorporation.com.au/contact

Faults and Emergencies: (24/7) 13 13 75





Lodgement Receipt - Pay BPAY Bills

Date: 19/09/2020

From account

From: RMR General Account

BPAY® payment details

To: WATER CORPORATION WA - Water Corporation

Biller code: 8805

Reference: 9002219453

Amount \$: \$156.97

Transfer details

Transfer instructions: Pay no earlier than 19/09/2020

Lodgement number: 1773006438

(FOR ENQUIRIES)

Receipt number: 937671

IMPORTANT INFORMATION

This is your lodgement receipt confirming your bill has been lodged for processing by us. When the payee's account will be credited will depend on the policy and systems of the payee's bank.

Your receipt number will be indicated if you made an immediate payment.

If you made a future-dated payment you should log on to ANZ Internet Banking after the payment date for your receipt number and to confirm that your payment has been processed by us.

BPAY® Registered to BPAY® PTY LTD. ABN 69 079 137 518.

© Australia and New Zealand Banking Group Limited (ANZ) ABN 11 005 357 522.

Service Charge Account

Issue date 3 November 2020

Bill ID 0088



049D 000527 001000

RM RESOURCES SUPERANNUATION PTY LTD &
RM RESOURCES INVESTMENT PTY LTD
ATF RM RESOURCES INVESTMENT TRUST
PO BOX 445
NORTH PERTH WA 6906

Account number 90 02219 45 3

Please pay \$156.97

Payment due by 19 Nov 2020

Account for HOME UNIT AT UNIT 12 / 92-96 SIXTH AV MAYLANDS LOT 9
Strata lot 12

Your account summary (GST does not apply to this account)

Description	Amount
Service charges due 19 November 2020	\$156.97
Turn over for important information	Total \$156.97

If you're having difficulty paying, you can set up an interest-free payment arrangement. Interest is charged on overdue amounts @ 11.33% p.a. For more information, visit watercorporation.com.au/financialassistance

Payment slip

UNIT 12 / 92-96 SIXTH AV MAYLANDS LOT 9

Account number 90 02219 45 3

Please pay \$156.97

Payment due by 19 November 2020

Enquiries?

Need your account in an alternative format?

Please call us on 13 13 85.

Concession Application

If you have a valid Concession Card and are the owner and occupier of this property, call 1300 659 951 or go to watercorporation.com.au/concessions to apply.

Need more time to pay?

Visit watercorporation.com.au/financialassistance or call 1300 659 752.



Interpreter Services 13 14 50

Hearing or speech impaired?

Phone us via the National Relay Service on 133 677.

Website: watercorporation.com.au/contact

Faults and Emergencies: (24/7) 13 13 75





Pay a BPAY bill

✓ Payment successful

Your receipt

↓ Save as PDF

Lodgement number ⓘ 1791240970

Receipt number ⓘ 608114

Pay from

Account name RMR General Account

Pay to BPAY biller

Biller name WATER CORPORATION WA - Water Corporation

Biller Code 8805

Reference number ⓘ 9002219453

Payment details

Pay no earlier than 13/11/2020

Total amount \$156.97

[Another payment >](#)

Important information

This is your lodgement receipt confirming your bill payment has been lodged for processing by us. When the payee's account will be credited will depend on the policy and systems of the payee's bank.

If you want a receipt number for a future-dated bill payment, you should log on to ANZ Internet Banking after the bill payment date to confirm that your bill payment has been processed by us.

Service Charge Account

Issue date 6 January 2021

Bill ID 0089


 049D 002415 001000

 RM RESOURCES SUPERANNUATION PTY LTD &
 RM RESOURCES INVESTMENT PTY LTD
 ATF RM RESOURCES INVESTMENT TRUST
 PO BOX 445
 NORTH PERTH WA 6906

Account number 90 02219 45 3
Please pay \$151.83
Payment due by 22 Jan 2021
Account for HOME UNIT AT UNIT 12 / 92-96 SIXTH AV MAYLANDS LOT 9
 Strata lot 12

Your account summary (GST does not apply to this account)

Description	Amount
Service charges due 22 January 2021	\$151.83
Turn over for important information	Total \$151.83

If you're having difficulty paying, you can set up an interest-free payment arrangement. Interest is charged on overdue amounts @ 11.33% p.a. For more information, visit watercorporation.com.au/financialassistance

Payment slip

UNIT 12 / 92-96 SIXTH AV MAYLANDS LOT 9

Account number 90 02219 45 3
Please pay \$151.83
Payment due by 22 January 2021

Enquiries?

Need your account in an alternative format?

Please call us on 13 13 85.

Concession Application

 If you have a valid Concession Card and are the owner and occupier of this property, call 1300 659 951 or go to watercorporation.com.au/concessions to apply.

Need more time to pay?

 Visit watercorporation.com.au/financialassistance or call 1300 659 752.

Interpreter Services 13 14 50

Hearing or speech impaired?

Phone us via the National Relay Service on 133 677.

Website: watercorporation.com.au/contact
Faults and Emergencies: (24/7) 13 13 75




Pay a BPAY bill

Payment successful

Your receipt

Lodgement number ⓘ	1809224056
Receipt number ⓘ	353264
Pay from	
Account name	RMR General Account
Pay to BPAY biller	
Biller name	WATER CORPORATION WA - Water Corporation
Biller Code	8805
Reference number ⓘ	9002219453

Payment details

Pay no earlier than	11/01/2021
Total amount	\$151.83

Important information

This is your lodgement receipt confirming your bill payment has been lodged for processing by us. When the payee's account will be credited will depend on the policy and systems of the payee's bank.

If you want a receipt number for a future-dated bill payment, you should log on to ANZ Internet Banking after the bill payment date to confirm that your bill payment has been processed by us.

© Australia and New Zealand Banking Group Limited (ANZ) ABN 11 005 357 522.

Service Charge Account

Issue date 4 March 2021

Bill ID 0090



049D 002143 000000

RM RESOURCES SUPERANNUATION PTY LTD &
RM RESOURCES INVESTMENT PTY LTD
ATF RM RESOURCES INVESTMENT TRUST
PO BOX 445
NORTH PERTH WA 6906

Account number 90 02219 45 3

Please pay \$156.97

Payment due by 22 Mar 2021

Account for HOME UNIT AT UNIT 12 / 92-96 SIXTH AV MAYLANDS LOT 9
Strata lot 12

Your account summary (GST does not apply to this account)

Description	Amount
Service charges due 22 March 2021	\$156.97
Turn over for important information	Total
	\$156.97

If you're having difficulty paying, you can set up an interest-free payment arrangement. Interest is charged on overdue amounts @ 11.33% p.a. For more information, visit watercorporation.com.au/financialassistance

Payment slip

UNIT 12 / 92-96 SIXTH AV MAYLANDS LOT 9

Account number 90 02219 45 3

Please pay \$156.97

Payment due by 22 March 2021

Enquiries?

Need your account in an alternative format?


Please call us on 13 13 85.

Concession Application

If you have a valid Concession Card and are the owner and occupier of this property, call 1300 659 951 or go to watercorporation.com.au/concessions to apply.

Need more time to pay?

Visit watercorporation.com.au/financialassistance or call 1300 659 752.

 Interpreter Services 13 14 50

Hearing or speech impaired?

Phone us via the National Relay Service on 133 677.

Website: watercorporation.com.au/contact

Faults and Emergencies: (24/7) 13 13 75





Pay a BPAY bill

Payment successful

Your receipt

Lodgement number ⓘ	1828808400
Receipt number ⓘ	231018
Pay from	
Account name	RMR General Account
Pay to BPAY biller	
Biller name	WATER CORPORATION WA - Water Corporation
Biller Code	8805
Reference number ⓘ	9002219453

Payment details

Pay no earlier than	13/03/2021
Total amount	\$156.97

Important information

This is your lodgement receipt confirming your bill payment has been lodged for processing by us. When the payee's account will be credited will depend on the policy and systems of the payee's bank.

If you want a receipt number for a future-dated bill payment, you should log on to ANZ Internet Banking after the bill payment date to confirm that your bill payment has been processed by us.

© Australia and New Zealand Banking Group Limited (ANZ) ABN 11 005 357 522.

Service Charge Account

Issue date 4 May 2021

Bill ID 0091



049D 000470 000000

RM RESOURCES SUPERANNUATION PTY LTD &
RM RESOURCES INVESTMENT PTY LTD
ATF RM RESOURCES INVESTMENT TRUST
PO BOX 445
NORTH PERTH WA 6906

Account number 90 02219 45 3

Please pay \$156.97

Payment due by 20 May 2021

Account for HOME UNIT AT UNIT 12 / 92-96 SIXTH AV MAYLANDS LOT 9
Strata lot 12

Your account summary (GST does not apply to this account)

Description	Amount
Service charges due 20 May 2021	\$156.97
Turn over for important information	Total \$156.97

If you're having difficulty paying, you can set up an interest-free payment arrangement. Interest is charged on overdue amounts @ 11.33% p.a. For more information, visit watercorporation.com.au/financialassistance

Payment slip

UNIT 12 / 92-96 SIXTH AV MAYLANDS LOT 9

Account number 90 02219 45 3

Please pay \$156.97

Payment due by 20 May 2021

Enquiries?

Need your account in an alternative format?

Please call us on 13 13 85.

Concession Application

If you have a valid Concession Card and are the owner and occupier of this property, call 1300 659 951 or go to watercorporation.com.au/concessions to apply.

Need more time to pay?

Visit watercorporation.com.au/financialassistance or call 1300 659 752.



Interpreter Services 13 14 50

Hearing or speech impaired?

Phone us via the National Relay Service on 133 677.

Website: watercorporation.com.au/contact

Faults and Emergencies: (24/7) 13 13 75





Pay a BPAY bill

✔ Payment successful

Your receipt

Lodgement number ⓘ	1846032452
Receipt number ⓘ	277939
Pay from	
Account name	RMR General Account
Pay to BPAY biller	
Biller name	WATER CORPORATION WA - Water Corporation
Biller Code	8805
Reference number ⓘ	9002219453

Payment details

Pay no earlier than	07/05/2021
Total amount	\$156.97

Important information

This is your lodgement receipt confirming your bill payment has been lodged for processing by us. When the payee's account will be credited will depend on the policy and systems of the payee's bank.

If you want a receipt number for a future-dated bill payment, you should log on to ANZ Internet Banking after the bill payment date to confirm that your bill payment has been processed by us.

© Australia and New Zealand Banking Group Limited (ANZ) ABN 11 005 357 522.



MR ROBERT A MUIR
PO BOX 445
NORTH PERTH WA 6906

Our reference: 7119876909558

Phone: 13 10 20

TFN: 623 540 190

5 January 2021

We have approved an early release of superannuation

Dear ROBERT,

We're writing to you about your application for the Coronavirus - early release of super benefits. This is a notice of the decision made by the Regulator determining whether you've met a condition of release.

After careful consideration, we've determined that you are eligible for an early release of super.

Release amount

We've approved a release of	\$ 10,000.00
-----------------------------	--------------

We've approved the release of your benefits from the super provider(s) shown below:

THE TRUSTEE FOR RM RESOURCES SUPERANNUATION FUND	\$ 10,000.00
---	--------------

The above amount(s) can only be released by your super provider(s) as one lump sum payment and is tax free.

What you need to do

To organise the release of your super benefits from your self-managed super fund you will need to provide a copy of this letter to the Trustee and retain a copy for your personal records.

Yours sincerely,
Grant Brodie
Deputy Commissioner of Taxation

NEED HELP?

If you have any questions or need help, phone us on **13 10 20** between 8.00am and 6.00pm, Monday to Friday.

If you phone

Remember to have your tax file number with you when you phone. It will also be helpful if you can tell us the 'Our reference' number at the top of this letter.

FIND OUT MORE

For more information about releasing super on compassionate grounds and how tax applies, visit our website at ato.gov.au/early-release



Robert Muir <rob.muir04@gmail.com>

We have processed your application [SEC=OFFICIAL]

1 message

Australian Taxation Office <noreply@ato.gov.au>
To: ROB.MUIR04@gmail.com

Wed, Dec 30, 2020 at 8:28 AM

Do not respond by email
We use hyperlinks to give you more information. If you don't want to click hyperlinks,
you can search for the information on the **ATO website**.



Australian Government
Australian Taxation Office

We have approved your early release COVID-19 application

Hello,

We have approved your application to access your super through COVID-19 early release of super.

We have notified your super fund/s who will generally make payment within 5 working days.
You do not need to call us or your fund.

If you did not lodge this application, please contact us immediately.

Australian Taxation Office

Don't get scammed

The ATO never asks for your confidential details by email.
To learn more about staying safe online, go to ato.gov.au/onlinesecurity

Your privacy

To learn more about how we maintain your privacy,
go to ato.gov.au/yourprivacy

Look suspicious?

Don't take chances, forward suspicious emails to ReportEmailFraud@ato.gov.au

Australian Taxation Office © Commonwealth of Australia



Transfer between my accounts

Payment successful

Your receipt

Lodgement number ⓘ	1806942885
Receipt number ⓘ	349572
Transfer from	
Account name	RMR Online Account
Transfer to	
Account name	RMR General Account
Account number	379425264
BSB	016002
Available funds	\$11,256.59

Transfer details

Pay no earlier than	03/01/2021
Total amount	\$10,000.00

Important information

This is your lodgement receipt confirming that your payment has been lodged for processing by us. When the payee's account will be credited will depend on the policy and systems of their bank.

If you made a future-dated payment, please log onto ANZ Internet Banking after the nominated payment date to confirm that your payment was processed and to obtain your receipt number.

© Australia and New Zealand Banking Group Limited (ANZ) ABN 11 005 357 522.



Pay Anyone

Payment submitted

Your receipt

Lodgement number ⓘ	1806943783
Receipt number ⓘ	350421
Pay from	
Your/business name	Robert Muir
Account name	RMR General Account
Pay to	
Nickname	CBA
Account name	Mr R A Muir
BSB	066179
Account number	10371556
Payment details	
Message	ATO Approved Release Covid 19
Pay no earlier than	03/01/2021
Total amount	\$10,000.00

Important information

This is your lodgement receipt confirming your transfer has been lodged for processing by us. When the payee's account will be credited will depend on the policy and systems of the payee's bank.

If you have made a future-dated payment, please log on to ANZ Internet Banking after the nominated payment date to confirm your payment was processed and obtain your receipt number.

© Australia and New Zealand Banking Group Limited (ANZ) ABN 11 005 357 522.



Coronavirus - Early release of super

ATO receipt ID 2410503178545
Reason type On or after 1 January 2020 you had a reduction in your working hours by at least 20% (including to zero)

Account details

Account name Robert Andrew Muir
BSB 066161
Account number 10801373

Releasing from funds

Name	Account	Release amount
THE TRUSTEE FOR RM RESOURCES SUPERANNUATION FUND	SMSF114874384623	\$10,000.00

Summary

All fields marked with * are mandatory.

! Once you submit, you will not be eligible to apply again this financial year.

Please review and ensure the information provided is correct.

Reason type

On or after 1 January 2020 you had a reduction in your working hours by at least 20% (including to zero)

Account details

Account name
Robert Andrew Muir

BSB
066161

Account number
10801373

Releasing from funds

Name	Account number	Balance ?	Insurance	Release amount ?
THE TRUSTEE FOR RM RESOURCES SUPERANNUATION FUND	SMSF114874384623	\$260,539.32 as at 30/06/2019		\$10,000.00

Releasing from funds

Name	Account number	Balance ?	Insurance	Release amount ?
THE TRUSTEE FOR RM RESOURCES SUPERANNUATION FUND	SMSF114874384623	\$260,539.32 as at 30/06/2019		\$10,000.00

Declaration

- > I confirm that I meet the eligibility criteria.
- > I have checked my account balance and understand the implications of withdrawing my super early, including impacts on any insurance attached to the account.
- > I understand that I can only submit one application up to \$10,000 each financial year, even if I request or receive less than the \$10,000 limit.
- > I understand that once I submit my application, I am unable to make any changes or withdraw it.
- > I confirm that the bank account details provided in this application are mine and authorise the ATO to provide these details to my superannuation fund for the purpose of depositing my Coronavirus - early release of superannuation payment.
- > The information I have provided is true and correct.

Important: The tax law imposes heavy penalties for giving false or misleading information

Privacy: For important information about your privacy see our [Privacy notice](#)

Tick this box to sign this declaration with the identification details you used to log in. *

Back Cancel

Submit

ATO Limit Code: 8BS2H5UK (12/24/2020)
Application Date - 24-12-2020
ONLINE WITH ATO.



BUSINESS ADVANTAGE STATEMENT

STATEMENT NUMBER 92

17 JUNE 2020 TO 17 JULY 2020

049/1822



RM RESOURCES INVESTMENT PTY LTD ATF
RM RESOURCES SUPERANNUATION FUND
PO BOX 445
NORTH PERTH WA 6906

WELCOME TO YOUR ANZ ACCOUNT AT A GLANCE

Account Details

RM RESOURCES INVESTMENT PTY LTD ATF RM
RESOURCES SUPERANNUATION FUND

Branch Number (BSB)

016-002

Account Number

3794-25264

Opening Balance:

\$2,026.33

Total Deposits:

\$3,195.59

Total Withdrawals:

\$2,229.54

Closing Balance:

\$2,992.38

NEED TO GET IN TOUCH?



ANZ Internet Banking
anz.com

OR



Enquiries: 13 13 14
Lost/Stolen Cards: 1800 033 844

BUSINESS ADVANTAGE STATEMENT

Account Number 3794-25264

Transaction Details

Please retain this statement for taxation purposes

Date	Transaction Details	Withdrawals (\$)	Deposits (\$)	Balance (\$)
2020				
17 JUN	OPENING BALANCE			2,026.33
26 JUN	PAYMENT FROM TENANT		480.00	2,506.33
01 JUL	ANZ INTERNET BANKING FUNDS TFER TRANSFER 223607 TO 016002379425758	1,000.00		1,506.33
02 JUL	TRANSFER FROM QUICKSUPER QUICKSPR2726160958		1,270.84	2,777.17
06 JUL	ANZ INTERNET BANKING PAYMENT 984867 TO WEALTH SAFE EFFECTIVE DATE 04 JUL 2020	220.00		2,557.17
06 JUL	ANZ INTERNET BANKING PAYMENT 984442 TO WEALTH SAFE EFFECTIVE DATE 04 JUL 2020	242.00		2,315.17
06 JUL	ANZ INTERNET BANKING BPAY TAX OFFICE PAYMENT {983332} EFFECTIVE DATE 04 JUL 2020	598.00		1,717.17
10 JUL	PAYMENT FROM TENANT		480.00	2,197.17
13 JUL	ANZ INTERNET BANKING BPAY WATER CORPORATION {290101}	159.54		2,037.63
15 JUL	TRANSFER FROM SUPERCHOICE P/L PC090720-130436379		964.75	3,002.38
17 JUL	ACCOUNT SERVICING FEE	10.00		2,992.38
	TOTALS AT END OF PAGE	\$2,229.54	\$3,195.59	
	TOTALS AT END OF PERIOD	\$2,229.54	\$3,195.59	\$2,992.38

This Statement Includes

ANZ bank charges	\$10.00
------------------	---------

Yearly Summary

Previous Year to 30/06/2020 (\$)

Fees Charged

ANZ bank account fee	120.00
Total	\$120.00



BUSINESS ADVANTAGE STATEMENT

STATEMENT NUMBER 93

17 JULY 2020 TO 17 AUGUST 2020

049/1927



RM RESOURCES INVESTMENT PTY LTD ATF
RM RESOURCES SUPERANNUATION FUND
PO BOX 445
NORTH PERTH WA 6906

WELCOME TO YOUR ANZ ACCOUNT AT A GLANCE

Account Details

RM RESOURCES INVESTMENT PTY LTD ATF RM
RESOURCES SUPERANNUATION FUND

Branch Number (BSB)

016-002

Account Number

3794-25264

Opening Balance:

\$2,992.38

Total Deposits:

\$1,161.25

Total Withdrawals:

\$4,108.48

Closing Balance:

\$45.15

NEED TO GET IN TOUCH?



ANZ Internet Banking
anz.com

OR



Enquiries: 13 13 14
Lost/Stolen Cards: 1800 033 844

BUSINESS ADVANTAGE STATEMENT

Account Number 3794-25264

Transaction Details

Please retain this statement for taxation purposes

Date	Transaction Details	Withdrawals (\$)	Deposits (\$)	Balance (\$)
2020				
17 JUL	OPENING BALANCE			2,992.38
22 JUL	ANZ INTERNET BANKING FUNDS TFER TRANSFER 404327 TO 016002379425758	1,580.00		1,412.38
24 JUL	PAYMENT FROM TENANT		480.00	1,892.38
24 JUL	ANZ INTERNET BANKING PAYMENT 896368 TO MR R A MUIR	96.00		1,796.38
24 JUL	ANZ INTERNET BANKING FUNDS TFER TRANSFER 899265 TO 016002379425758	1,000.00		796.38
30 JUL	TRANSFER FROM QUICKSUPER QUICKSPR2745329339		201.25	997.63
07 AUG	PAYMENT FROM TENANT		480.00	1,477.63
07 AUG	ANZ INTERNET BANKING BPAY CITY OF BAYSWATER {637049}	1,422.48		55.15
17 AUG	ACCOUNT SERVICING FEE	10.00		4.15
	TOTALS AT END OF PAGE	\$4,108.48	\$1,161.25	
	TOTALS AT END OF PERIOD	\$4,108.48	\$1,161.25	\$45.15

This Statement Includes

ANZ bank charges	\$10.00
------------------	---------

Fee Summary

Fees Charged for period: 18 JUL 2020 to 17 AUG 2020

Summary of ANZ Transaction Fees	Transactions		Fee Per Transaction (\$)	Total Charge (\$)
	Total	Free Additional		
SERVICE FEES				
MONTHLY ACCOUNT SERVICE FEE				10.00
Total Account Service Fees				\$10.00
Total Bank Account Fees Charged				\$10.00

Please note: Overseas transaction fees, overseas ATM fees and non ANZ ATM operator fees not included



BUSINESS ADVANTAGE STATEMENT

STATEMENT NUMBER 94

17 AUGUST 2020 TO 17 SEPTEMBER 2020

049/1703



RM RESOURCES INVESTMENT PTY LTD ATF
RM RESOURCES SUPERANNUATION FUND
PO BOX 445
NORTH PERTH WA 6906

WELCOME TO YOUR ANZ ACCOUNT AT A GLANCE

Account Details

RM RESOURCES INVESTMENT PTY LTD ATF RM
RESOURCES SUPERANNUATION FUND

Branch Number (BSB)

016-002

Account Number

3794-25264

Opening Balance:

\$45.15

Total Deposits:

\$980.00

Total Withdrawals:

\$971.37

Closing Balance:

\$53.78

NEED TO GET IN TOUCH?



ANZ Internet Banking
anz.com

OR



Enquiries: 13 13 14
Lost/Stolen Cards: 1800 033 844

BUSINESS ADVANTAGE STATEMENT

Account Number 3794-25264

Transaction Details

Please retain this statement for taxation purposes

Date	Transaction Details	Withdrawals (\$)	Deposits (\$)	Balance (\$)
2020				
17 AUG	OPENING BALANCE			45.15
21 AUG	PAYMENT FROM TENANT		480.00	525.15
04 SEP	PAYMENT FROM RENT		500.00	1,025.15
04 SEP	ANZ INTERNET BANKING FUNDS TFER TRANSFER 164259 TO 016002379425758	400.00		625.15
04 SEP	ANZ INTERNET BANKING BPAY DEFT PAYMENTS {163635}	561.37		63.78
17 SEP	ACCOUNT SERVICING FEE	10.00		53.78
TOTALS AT END OF PAGE		\$971.37	\$980.00	
TOTALS AT END OF PERIOD		\$971.37	\$980.00	\$53.78

This Statement Includes

ANZ bank charges	\$10.00
------------------	---------

Fee Summary

Fees Charged for period: 18 AUG 2020 to 17 SEP 2020

Summary of ANZ Transaction Fees

	Transactions		Fee Per Transaction (\$)	Total Charge (\$)
	Total	Free Additional		
SERVICE FEES				
MONTHLY ACCOUNT SERVICE FEE				10.00
Total Account Service Fees				\$10.00
Total Bank Account Fees Charged				\$10.00

Please note: Overseas transaction fees, overseas ATM fees and non ANZ ATM operator fees not included

IMPORTANT INFORMATION

PLEASE CHECK THE ENTRIES AND CALL 13 13 14 REGARDING ANY ERRORS ON THIS STATEMENT.

All entries generated are subject to authorisation and verification and if necessary, adjustments will appear on a later statement.

If you have a complaint or unresolved issue with ANZ's product or service please call our National Feedback Line **1800 805 154** and advise us. Further information in relation to ANZ's dispute resolution process and this product (including details of benefits or fees and charges) is available on request and you can access this information by reviewing the Terms and Conditions, and Fees and Charges brochures which can be found at www.anz.com or by calling **13 13 14**.



BUSINESS ADVANTAGE STATEMENT

STATEMENT NUMBER 95

17 SEPTEMBER 2020 TO 16 OCTOBER 2020

049/1594



RM RESOURCES INVESTMENT PTY LTD ATF
RM RESOURCES SUPERANNUATION FUND
PO BOX 445
NORTH PERTH WA 6906

WELCOME TO YOUR ANZ ACCOUNT AT A GLANCE

Account Details

RM RESOURCES INVESTMENT PTY LTD ATF RM
RESOURCES SUPERANNUATION FUND

Branch Number (BSB)

016-002

Account Number

3794-25264

Opening Balance:

\$53.78

Total Deposits:

\$1,500.00

Total Withdrawals:

\$586.97

Closing Balance:

\$966.81

NEED TO GET IN TOUCH?



ANZ Internet Banking
anz.com

OR



Enquiries: 13 13 14
Lost/Stolen Cards: 1800 033 844

BUSINESS ADVANTAGE STATEMENT

Account Number 3794-25264

Transaction Details

Please retain this statement for taxation purposes

Date	Transaction Details	Withdrawals (\$)	Deposits (\$)	Balance (\$)
2020				
17 SEP	OPENING BALANCE			53.78
18 SEP	PAYMENT FROM RENT		500.00	553.78
21 SEP	ANZ INTERNET BANKING BPAY WATER CORPORATION {937671} EFFECTIVE DATE 19 SEP 2020	156.97		396.81
02 OCT	PAYMENT FROM RENT		500.00	896.81
05 OCT	ANZ INTERNET BANKING BPAY TAX OFFICE PAYMENT {666537} EFFECTIVE DATE 03 OCT 2020	420.00		476.81
16 OCT	PAYMENT FROM RENT		500.00	976.81
16 OCT	ACCOUNT SERVICING FEE	10.00		966.81
TOTALS AT END OF PAGE		\$586.97	\$1,500.00	
TOTALS AT END OF PERIOD		\$586.97	\$1,500.00	\$966.81

This Statement Includes

ANZ bank charges	\$10.00
------------------	---------

Fee Summary

Fees Charged for period: 18 SEP 2020 to 16 OCT 2020

Summary of ANZ Transaction Fees

	Transactions		Fee Per	Total
	Total	Free	Transaction	Charge
		Additional	(\$)	(\$)
SERVICE FEES				
MONTHLY ACCOUNT SERVICE FEE				10.00
Total Account Service Fees				\$10.00
Total Bank Account Fees Charged				\$10.00

Please note: Overseas transaction fees, overseas ATM fees and non ANZ ATM operator fees not included

IMPORTANT INFORMATION

PLEASE CHECK THE ENTRIES AND CALL 13 13 14 REGARDING ANY ERRORS ON THIS STATEMENT.

All entries generated are subject to authorisation and verification and if necessary, adjustments will appear on a later statement.

If you have a complaint or unresolved issue with ANZ's product or service please call our National Feedback Line **1800 805 154** and advise us. Further information in relation to ANZ's dispute resolution process and this product (including details of benefits or fees and charges) is available on request and you can access this information by reviewing the Terms and Conditions, and Fees and Charges brochures which can be found at www.anz.com or by calling **13 13 14**.



BUSINESS ADVANTAGE STATEMENT

STATEMENT NUMBER 96

16 OCTOBER 2020 TO 17 NOVEMBER 2020

049/1550



DATE	DESCRIPTION	AMOUNT
16 OCT	OPENING BALANCE	\$966.81
30 OCT	PAYMENT FROM BENT	\$1,000.00
13 NOV	PAYMENT FROM BENT	\$1,000.00
13 NOV	ANZ INTERNET BANKING SPAY	\$1,000.00
13 NOV	WATER CORPORATION (BENT)	\$1,000.00
13 NOV	ANZ INTERNET BANKING FUNDS TRFR	\$1,000.00
13 NOV	TRANSFER FROM 100000329021258	\$1,000.00
13 NOV	ACCOUNT SERVICE FEE	\$1,000.00
TOTAL AT END OF PERIOD		\$1,269.84

WELCOME TO YOUR ANZ ACCOUNT AT A GLANCE

Account Details

RM RESOURCES INVESTMENT PTY LTD ATF RM RESOURCES SUPERANNUATION FUND

Branch Number (BSB)

016-002

Account Number

3794-25264

Opening Balance:

\$966.81

Total Deposits:

\$1,000.00

Total Withdrawals:

\$696.97

Closing Balance:

\$1,269.84

NEED TO GET IN TOUCH?



ANZ Internet Banking
anz.com

OR



Enquiries: 13 13 14
Lost/Stolen Cards: 1800 033 844

BUSINESS ADVANTAGE STATEMENT

Account Number 3794-25264

Transaction Details

Please retain this statement for taxation purposes

Date	Transaction Details	Withdrawals (\$)	Deposits (\$)	Balance (\$)
2020				
16 OCT	OPENING BALANCE			966.81
30 OCT	PAYMENT FROM RENT		500.00	1,466.81
13 NOV	PAYMENT FROM RENT		500.00	1,966.81
13 NOV	ANZ INTERNET BANKING BPAY WATER CORPORATION {608114}	156.97		1,809.84
13 NOV	ANZ INTERNET BANKING FUNDS TFER TRANSFER 609208 TO 016002379425758	530.00		1,279.84
17 NOV	ACCOUNT SERVICING FEE	10.00		1,269.84
TOTALS AT END OF PAGE		\$696.97	\$1,000.00	
TOTALS AT END OF PERIOD		\$696.97	\$1,000.00	\$1,269.84

This Statement Includes

ANZ bank charges	\$10.00
------------------	---------

Fee Summary

Fees Charged for period: 17 OCT 2020 to 17 NOV 2020

Summary of ANZ Transaction Fees

	Transactions		Fee Per Transaction (\$)	Total Charge (\$)
	Total	Free Additional		
SERVICE FEES				
MONTHLY ACCOUNT SERVICE FEE				10.00
Total Account Service Fees				\$10.00
Total Bank Account Fees Charged				\$10.00

Please note: Overseas transaction fees, overseas ATM fees and non ANZ ATM operator fees not included

IMPORTANT INFORMATION

PLEASE CHECK THE ENTRIES AND CALL 13 13 14 REGARDING ANY ERRORS ON THIS STATEMENT.

All entries generated are subject to authorisation and verification and if necessary, adjustments will appear on a later statement.

If you have a complaint or unresolved issue with ANZ's product or service please call our National Feedback Line **1800 805 154** and advise us. Further information in relation to ANZ's dispute resolution process and this product (including details of benefits or fees and charges) is available on request and you can access this information by reviewing the Terms and Conditions, and Fees and Charges brochures which can be found at www.anz.com or by calling **13 13 14**.



BUSINESS ADVANTAGE STATEMENT

STATEMENT NUMBER 97

17 NOVEMBER 2020 TO 17 DECEMBER 2020

049/1761



RM RESOURCES INVESTMENT PTY LTD ATF
RM RESOURCES SUPERANNUATION FUND
PO BOX 445
NORTH PERTH WA 6906

WELCOME TO YOUR ANZ ACCOUNT AT A GLANCE

Account Details

RM RESOURCES INVESTMENT PTY LTD ATF RM
RESOURCES SUPERANNUATION FUND

Branch Number (BSB)

016-002

Account Number

3794-25264

Opening Balance:

\$1,269.84

Total Deposits:

\$1,055.52

Total Withdrawals:

\$1,093.03

Closing Balance:

\$1,232.33

NEED TO GET IN TOUCH?



ANZ Internet Banking
anz.com

OR



Enquiries: 13 13 14
Lost/Stolen Cards: 1800 033 844

BUSINESS ADVANTAGE STATEMENT

Account Number 3794-25264

Transaction Details

Please retain this statement for taxation purposes

Date	Transaction Details	Withdrawals (\$)	Deposits (\$)	Balance (\$)
2020				
17 NOV	OPENING BALANCE			1,269.84
27 NOV	PAYMENT FROM RENT		500.00	1,769.84
04 DEC	ANZ INTERNET BANKING FUNDS TFER TRANSFER 905557 TO 016002379425758	427.00		1,342.84
04 DEC	ANZ INTERNET BANKING BPAY DEFT PAYMENTS {903924}	656.03		686.81
09 DEC	TRANSFER FROM SUPERCHOICE P/L PC031220-163848114		55.52	742.33
11 DEC	PAYMENT FROM RENT		500.00	1,242.33
17 DEC	ACCOUNT SERVICING FEE	10.00		1,232.33
TOTALS AT END OF PAGE		\$1,093.03	\$1,055.52	
TOTALS AT END OF PERIOD		\$1,093.03	\$1,055.52	\$1,232.33

This Statement Includes

ANZ bank charges	\$10.00
------------------	---------

Fee Summary

Fees Charged for period: 18 NOV 2020 to 17 DEC 2020

Summary of ANZ Transaction Fees

	Transactions		Fee Per	Total
	Total	Free Additional	Transaction (\$)	Charge (\$)
SERVICE FEES				
MONTHLY ACCOUNT SERVICE FEE				10.00
Total Account Service Fees				\$10.0
Total Bank Account Fees Charged				\$10.00

Please note: Overseas transaction fees, overseas ATM fees and non ANZ ATM operator fees not included

IMPORTANT INFORMATION

PLEASE CHECK THE ENTRIES AND CALL 13 13 14 REGARDING ANY ERRORS ON THIS STATEMENT.

All entries generated are subject to authorisation and verification and if necessary, adjustments will appear on a later statement.

If you have a complaint or unresolved issue with ANZ's product or service please call our National Feedback Line **1800 805 154** and advise us. Further information in relation to ANZ's dispute resolution process and this product (including details of benefits or fees and charges) is available on request and you can access this information by reviewing the Terms and Conditions, and Fees and Charges brochures which can be found at www.anz.com or by calling **13 13 14**.



BUSINESS ADVANTAGE STATEMENT

STATEMENT NUMBER 98

17 DECEMBER 2020 TO 15 JANUARY 2021

049/1377



RM RESOURCES INVESTMENT PTY LTD ATF
RM RESOURCES SUPERANNUATION FUND
PO BOX 445
NORTH PERTH WA 6906

WELCOME TO YOUR ANZ ACCOUNT AT A GLANCE

Account Details

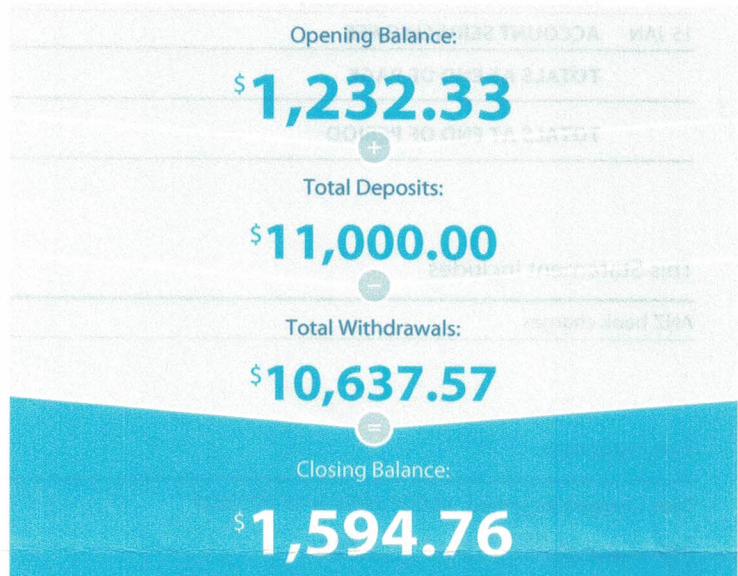
RM RESOURCES INVESTMENT PTY LTD ATF RM
RESOURCES SUPERANNUATION FUND

Branch Number (BSB)

016-002

Account Number

3794-25264



NEED TO GET IN TOUCH?



ANZ Internet Banking
anz.com

OR



Enquiries: 13 13 14
Lost/Stolen Cards: 1800 033 844



BUSINESS ADVANTAGE STATEMENT

Account Number 3794-25264

Transaction Details

Please retain this statement for taxation purposes

Date	Transaction Details	Withdrawals (\$)	Deposits (\$)	Balance (\$)
2020				
17 DEC	OPENING BALANCE			1,232.33
22 DEC	ANZ INTERNET BANKING PAYMENT 719090 TO MR R A MUIR	55.74		1,176.59
24 DEC	ANZ INTERNET BANKING BPAY TAX OFFICE PAYMENT {270730}	420.00		756.59
29 DEC	PAYMENT FROM RENT EFFECTIVE DATE 25 DEC 2020		500.00	1,256.59
2021				
04 JAN	ANZ INTERNET BANKING FUNDS TFER TRANSFER 349572 FROM 379425758 EFFECTIVE DATE 03 JAN 2021		10,000.00	11,256.59
04 JAN	ANZ INTERNET BANKING PAYMENT 350421 TO MR R A MUIR EFFECTIVE DATE 03 JAN 2021	10,000.00		1,256.59
08 JAN	PAYMENT FROM RENT		500.00	1,756.59
11 JAN	ANZ INTERNET BANKING BPAY WATER CORPORATION {353264}	151.83		1,604.76
15 JAN	ACCOUNT SERVICING FEE	10.00		1,594.76
TOTALS AT END OF PAGE		\$10,637.57	\$11,000.00	
TOTALS AT END OF PERIOD		\$10,637.57	\$11,000.00	\$1,594.76

This Statement Includes

ANZ bank charges	\$10.00
------------------	---------

Fee Summary

Fees Charged for period: 18 DEC 2020 to 15 JAN 2021

Summary of ANZ Transaction Fees	Transactions		Fee Per	Total
	Total	Free	Transaction (\$)	Charge (\$)
SERVICE FEES				
MONTHLY ACCOUNT SERVICE FEE				10.00
Total Account Service Fees				\$10.00
Total Bank Account Fees Charged				\$10.00

Please note: Overseas transaction fees, overseas ATM fees and non ANZ ATM operator fees not included



BUSINESS ADVANTAGE STATEMENT

STATEMENT NUMBER 99

15 JANUARY 2021 TO 17 FEBRUARY 2021

049/1756



RM RESOURCES INVESTMENT PTY LTD ATF
RM RESOURCES SUPERANNUATION FUND
PO BOX 445
NORTH PERTH WA 6906

WELCOME TO YOUR ANZ ACCOUNT AT A GLANCE

Account Details

RM RESOURCES INVESTMENT PTY LTD ATF RM
RESOURCES SUPERANNUATION FUND

Branch Number (BSB)

016-002

Account Number

3794-25264



NEED TO GET IN TOUCH?



ANZ Internet Banking
anz.com

OR



Enquiries: 13 13 14
Lost/Stolen Cards: 1800 033 844

BUSINESS ADVANTAGE STATEMENT

Account Number 3794-25264

Transaction Details

Please retain this statement for taxation purposes

Date	Transaction Details	Withdrawals (\$)	Deposits (\$)	Balance (\$)
2021				
15 JAN	OPENING BALANCE			1,594.76
21 JAN	ANZ INTERNET BANKING BPAY ASIC {894993}	10.00		1,584.76
21 JAN	ANZ INTERNET BANKING BPAY ASIC {896146}	16.00		1,568.76
22 JAN	PAYMENT FROM RENT		500.00	2,068.76
27 JAN	ANZ INTERNET BANKING PAYMENT 929948 TO MR R A MUIR EFFECTIVE DATE 26 JAN 2021	339.86		1,728.90
05 FEB	PAYMENT FROM RENT		500.00	2,228.90
17 FEB	ACCOUNT SERVICING FEE	10.00		2,218.90
	TOTALS AT END OF PAGE	\$375.86	\$1,000.00	
	TOTALS AT END OF PERIOD	\$375.86	\$1,000.00	\$2,218.

This Statement Includes

ANZ bank charges	\$10.00
------------------	---------

Fee Summary

Fees Charged for period: 16 JAN 2021 to 17 FEB 2021

Summary of ANZ Transaction Fees

	Transactions		Fee Per Transaction (\$)	Total Charge (\$)
	Total	Free Additional		
SERVICE FEES				
MONTHLY ACCOUNT SERVICE FEE				10.00
Total Account Service Fees				\$10.00
Total Bank Account Fees Charged				\$10.00

Please note: Overseas transaction fees, overseas ATM fees and non ANZ ATM operator fees not included

IMPORTANT INFORMATION

PLEASE CHECK THE ENTRIES AND CALL 13 13 14 REGARDING ANY ERRORS ON THIS STATEMENT.

All entries generated are subject to authorisation and verification and if necessary, adjustments will appear on a later statement.

If you have a complaint or unresolved issue with ANZ's product or service please call our National Feedback Line **1800 805 154** and advise us. Further information in relation to ANZ's dispute resolution process and this product (including details of benefits or fees and charges) is available on request and you can access this information by reviewing the Terms and Conditions, and Fees and Charges brochures which can be found at www.anz.com or by calling **13 13 14**.



BUSINESS ADVANTAGE STATEMENT

STATEMENT NUMBER 100

17 FEBRUARY 2021 TO 17 MARCH 2021

049/1753



RM RESOURCES INVESTMENT PTY LTD ATF
RM RESOURCES SUPERANNUATION FUND
PO BOX 445
NORTH PERTH WA 6906

WELCOME TO YOUR ANZ ACCOUNT AT A GLANCE

Account Details

RM RESOURCES INVESTMENT PTY LTD ATF RM
RESOURCES SUPERANNUATION FUND

Branch Number (BSB)

016-002

Account Number

3794-25264

Opening Balance:

\$2,218.90

Total Deposits:

\$1,574.58

Total Withdrawals:

\$2,683.55

Closing Balance:

\$1,109.93

NEED TO GET IN TOUCH?



ANZ Internet Banking
anz.com

OR



Enquiries: 13 13 14
Lost/Stolen Cards: 1800 033 844

BUSINESS ADVANTAGE STATEMENT

Account Number 3794-25264

Transaction Details

Please retain this statement for taxation purposes

Date	Transaction Details	Withdrawals (\$)	Deposits (\$)	Balance (\$)
2021				
17 FEB	OPENING BALANCE			2,218.90
19 FEB	PAYMENT FROM RENT		500.00	2,718.90
26 FEB	ANZ INTERNET BANKING PAYMENT 790076 TO RMRSF CBA TRADING ACCOUNT	1,942.00		776.90
03 MAR	ANZ INTERNET BANKING BPAY DEFT PAYMENTS {628297}	574.58		202.32
05 MAR	PAYMENT FROM RENT		500.00	702.32
10 MAR	TRANSFER FROM BPAY DEFT PAYMENTS		574.58	1,276.90
15 MAR	ANZ INTERNET BANKING BPAY WATER CORPORATION {231018} EFFECTIVE DATE 13 MAR 2021	156.97		1,119.93
17 MAR	ACCOUNT SERVICING FEE	10.00		1,109.93
	TOTALS AT END OF PAGE	\$2,683.55	\$1,574.58	
	TOTALS AT END OF PERIOD	\$2,683.55	\$1,574.58	\$1,109.93

This Statement Includes

ANZ bank charges	\$10.00
------------------	---------

Fee Summary

Fees Charged for period: 18 FEB 2021 to 17 MAR 2021

Summary of ANZ Transaction Fees	Transactions		Fee Per Transaction (\$)	Total Charge (\$)
	Total	Free Additional		
SERVICE FEES				
MONTHLY ACCOUNT SERVICE FEE				10.00
Total Account Service Fees				\$10.00
Total Bank Account Fees Charged				\$10.00

Please note: Overseas transaction fees, overseas ATM fees and non ANZ ATM operator fees not included



BUSINESS ADVANTAGE STATEMENT

STATEMENT NUMBER 101
17 MARCH 2021 TO 16 APRIL 2021

049/1510



RM RESOURCES INVESTMENT PTY LTD ATF
RM RESOURCES SUPERANNUATION FUND
PO BOX 445
NORTH PERTH WA 6906

WELCOME TO YOUR ANZ ACCOUNT AT A GLANCE

Account Details

RM RESOURCES INVESTMENT PTY LTD ATF RM
RESOURCES SUPERANNUATION FUND

Branch Number (BSB)

016-002

Account Number

3794-25264

Opening Balance:

\$1,109.93

Total Deposits:

\$1,500.00

Total Withdrawals:

\$430.00

Closing Balance:

\$2,179.93

NEED TO GET IN TOUCH?




ANZ Internet Banking
anz.com

OR



Enquiries: 13 13 14
Lost/Stolen Cards: 1800 033 844



BUSINESS ADVANTAGE STATEMENT

Account Number 3794-25264

Transaction Details

Please retain this statement for taxation purposes

Date	Transaction Details	Withdrawals (\$)	Deposits (\$)	Balance (\$)
2021				
17 MAR	OPENING BALANCE			1,109.93
19 MAR	PAYMENT FROM RENT		500.00	1,609.93
06 APR	PAYMENT FROM RENT EFFECTIVE DATE 02 APR 2021		500.00	2,109.93
06 APR	ANZ INTERNET BANKING BPAY TAX OFFICE PAYMENT {364952} EFFECTIVE DATE 02 APR 2021	420.00		1,689.93
16 APR	PAYMENT FROM RENT		500.00	2,189.93
16 APR	ACCOUNT SERVICING FEE	10.00		2,179.93
TOTALS AT END OF PAGE		\$430.00	\$1,500.00	
TOTALS AT END OF PERIOD		\$430.00	\$1,500.00	\$2,179.93

This Statement Includes

ANZ bank charges	\$10.00
------------------	---------

Fee Summary

Fees Charged for period: 18 MAR 2021 to 16 APR 2021

Summary of ANZ Transaction Fees

	Transactions		Fee Per Transaction (\$)	Total Charge (\$)
	Total	Free Additional		
SERVICE FEES				
MONTHLY ACCOUNT SERVICE FEE				10.00
Total Account Service Fees				\$10.00
Total Bank Account Fees Charged				\$10.00

Please note: Overseas transaction fees, overseas ATM fees and non ANZ ATM operator fees not included

IMPORTANT INFORMATION

PLEASE CHECK THE ENTRIES AND CALL 13 13 14 REGARDING ANY ERRORS ON THIS STATEMENT.

All entries generated are subject to authorisation and verification and if necessary, adjustments will appear on a later statement.

If you have a complaint or unresolved issue with ANZ's product or service please call our National Feedback Line **1800 805 154** and advise us. Further information in relation to ANZ's dispute resolution process and this product (including details of benefits or fees and charges) is available on request and you can access this information by reviewing the Terms and Conditions, and Fees and Charges brochures which can be found at www.anz.com or by calling **13 13 14**.



BUSINESS ADVANTAGE STATEMENT

STATEMENT NUMBER 102

16 APRIL 2021 TO 17 MAY 2021

049/1557



RM RESOURCES INVESTMENT PTY LTD ATF
RM RESOURCES SUPERANNUATION FUND
PO BOX 445
NORTH PERTH WA 6906

WELCOME TO YOUR ANZ ACCOUNT AT A GLANCE

Account Details

RM RESOURCES INVESTMENT PTY LTD ATF RM
RESOURCES SUPERANNUATION FUND

Branch Number (BSB)

016-002

Account Number

3794-25264

Opening Balance:

\$2,179.93



Total Deposits:

\$1,000.00



Total Withdrawals:

\$1,099.81



Closing Balance:

\$2,080.12

NEED TO GET IN TOUCH?



ANZ Internet Banking
anz.com

OR



Enquiries: 13 13 14
Lost/Stolen Cards: 1800 033 844



BUSINESS ADVANTAGE STATEMENT

Account Number 3794-25264

Transaction Details

Please retain this statement for taxation purposes

Date	Transaction Details	Withdrawals (\$)	Deposits (\$)	Balance (\$)
2021				
16 APR	OPENING BALANCE			2,179.93
30 APR	PAYMENT FROM RENT		500.00	2,679.93
30 APR	ANZ INTERNET BANKING FUNDS TFER TRANSFER 143716 TO 016002379425758	350.00		2,329.93
07 MAY	ANZ INTERNET BANKING BPAY WATER CORPORATION {277939}	156.97		2,172.96
07 MAY	ANZ INTERNET BANKING BPAY DEFT PAYMENTS {638619}	582.84		1,590.12
14 MAY	PAYMENT FROM RENT		500.00	2,090.12
17 MAY	ACCOUNT SERVICING FEE	10.00		2,080.12
	TOTALS AT END OF PAGE	\$1,099.81	\$1,000.00	
	TOTALS AT END OF PERIOD	\$1,099.81	\$1,000.00	\$2,080.12

This Statement Includes

ANZ bank charges	\$10.00
------------------	---------

Fee Summary

Fees Charged for period: 17 APR 2021 to 17 MAY 2021

Summary of ANZ Transaction Fees

	Transactions		Fee Per	Total	
	Total	Free	Additional	Transaction	Charge
				(\$)	(\$)
SERVICE FEES					
MONTHLY ACCOUNT SERVICE FEE					10.00
Total Account Service Fees					\$10.00
Total Bank Account Fees Charged					\$10.00

Please note: Overseas transaction fees, overseas ATM fees and non ANZ ATM operator fees not included

No transaction fees* for ANZ cardholders across the new atm by Armaguard network

As an ANZ cardholder you can withdraw cash or make a balance enquiry, with no transaction fee* at any atm by Armaguard.

*Terms and conditions apply.

Visit www.anz.com.au/ways-to-bank/atms for further detail and terms and conditions.



BUSINESS ADVANTAGE STATEMENT

STATEMENT NUMBER 103

17 MAY 2021 TO 17 JUNE 2021

049/1223



RM RESOURCES INVESTMENT PTY LTD ATF
RM RESOURCES SUPERANNUATION FUND
PO BOX 445
NORTH PERTH WA 6906

WELCOME TO YOUR ANZ ACCOUNT AT A GLANCE

Account Details

RM RESOURCES INVESTMENT PTY LTD ATF RM
RESOURCES SUPERANNUATION FUND

Branch Number (BSB)

016-002

Account Number

3794-25264

Opening Balance:

\$2,080.12

Total Deposits:

\$1,040.01

Total Withdrawals:

\$905.58

Closing Balance:

\$2,214.55

NEED TO GET IN TOUCH?



ANZ Internet Banking
anz.com

OR



Enquiries: 13 13 14
Lost/Stolen Cards: 1800 033 844

BUSINESS ADVANTAGE STATEMENT

Account Number 3794-25264

Transaction Details

Please retain this statement for taxation purposes

Date	Transaction Details	Withdrawals (\$)	Deposits (\$)	Balance (\$)
2021				
17 MAY	OPENING BALANCE			2,080.12
28 MAY	TRANSFER FROM JAKE MUIR RENT		520.00	2,600.12
04 JUN	ANZ INTERNET BANKING FUNDS TFER TRANSFER 788532 TO 016002379425758	321.00		2,279.12
07 JUN	ANZ INTERNET BANKING BPAY DEFT PAYMENTS {788327} EFFECTIVE DATE 05 JUN 2021	574.58		1,704.54
11 JUN	ANZ REFUND RID2008		0.01	1,704.55
11 JUN	TRANSFER FROM JAKE MUIR RENT		520.00	2,224.55
17 JUN	ACCOUNT SERVICING FEE	10.00		2,214.55
TOTALS AT END OF PAGE		\$905.58	\$1,040.01	
TOTALS AT END OF PERIOD		\$905.58	\$1,040.01	\$2,214.55

This Statement Includes

ANZ bank charges	\$10.00
------------------	---------

Fee Summary

Fees Charged for period: 18 MAY 2021 to 17 JUN 2021

Summary of ANZ Transaction Fees	Transactions		Fee Per Transaction (\$)	Total Charge (\$)
	Total	Free Additional		
SERVICE FEES				
MONTHLY ACCOUNT SERVICE FEE				10.00
Total Account Service Fees				\$10.00
Total Bank Account Fees Charged				\$10.00

Please note: Overseas transaction fees, overseas ATM fees and non ANZ ATM operator fees not included

No transaction fees* for ANZ cardholders across the new atm by Armaguard network

As an ANZ cardholder you can withdraw cash or make a balance enquiry, with no transaction fee* at any atm by Armaguard ATM.

*Terms and conditions apply.

Visit www.anz.com.au/ways-to-bank/atms for further detail and terms and conditions.



BUSINESS ADVANTAGE STATEMENT

STATEMENT NUMBER 104

17 JUNE 2021 TO 16 JULY 2021

049/1206



RM RESOURCES INVESTMENT PTY LTD ATF
RM RESOURCES SUPERANNUATION FUND
PO BOX 445
NORTH PERTH WA 6906

WELCOME TO YOUR ANZ ACCOUNT AT A GLANCE

Account Details

RM RESOURCES INVESTMENT PTY LTD ATF RM
RESOURCES SUPERANNUATION FUND

Branch Number (BSB)

016-002

Account Number

3794-25264

Opening Balance:

\$2,214.55

Total Deposits:

\$2,540.00

Total Withdrawals:

\$4,420.71

Closing Balance:

\$333.84

NEED TO GET IN TOUCH?



ANZ Internet Banking
anz.com

OR



Enquiries: 13 13 14
Lost/Stolen Cards: 1800 033 844



BUSINESS ADVANTAGE STATEMENT

Account Number 3794-25264

Transaction Details

Please retain this statement for taxation purposes

Date	Transaction Details	Withdrawals (\$)	Deposits (\$)	Balance (\$)
2021				
17 JUN	OPENING BALANCE			2,214.55
21 JUN	ANZ INTERNET BANKING FUNDS TFER TRANSFER 270360 TO 016002379425758 EFFECTIVE DATE 19 JUN 2021	450.00		1,764.55
25 JUN	TRANSFER FROM JAKE MUIR RENT		520.00	2,284.55
02 JUL	ANZ INTERNET BANKING BPAY TAX OFFICE PAYMENT {883013}	420.00		1,864.55
06 JUL	ANZ INTERNET BANKING FUNDS TFER TRANSFER 414411 FROM 379425758		1,500.00	3,364.55
06 JUL	ANZ INTERNET BANKING PAYMENT 397249 TO WEALTH SAFE	242.00		3,122.55
06 JUL	ANZ INTERNET BANKING PAYMENT 478466 TO WEALTH SAFE	1,430.00		1,692.55
07 JUL	ANZ INTERNET BANKING BPAY TAX OFFICE PAYMENT {476468}	1,626.71		65.84
09 JUL	TRANSFER FROM JAKE MUIR RENT		520.00	585.84
12 JUL	ANZ INTERNET BANKING PAYMENT 349902 TO WEALTH SAFE	242.00		343.84
16 JUL	ACCOUNT SERVICING FEE	10.00		333.84
	TOTALS AT END OF PAGE	\$4,420.71	\$2,540.00	
	TOTALS AT END OF PERIOD	\$4,420.71	\$2,540.00	\$333.84

This Statement Includes

ANZ bank charges	\$10.00
------------------	---------

Yearly Summary

Previous Year to 30/06/2021 (\$)

Fees Charged

ANZ bank account fee	120.00
Total	\$120.00

ANZ BUSINESS ONLINE SAVER STATEMENT



STATEMENT NUMBER 72
17 JUNE 2020 TO 17 JULY 2020

049/1823



RM RESOURCES INVESTMENT PTY LTD ATF
RM RESOURCES SUPERANNUATION FUND
PO BOX 445
NORTH PERTH WA 6906

WELCOME TO YOUR ANZ ACCOUNT AT A GLANCE

Account Details

RM RESOURCES INVESTMENT PTY LTD
ATF RM RESOURCES SUPERANNUATION FUND

Branch Number (BSB)

016-002

Account Number

3794-25758

Opening Balance:

\$7,091.15

Total Deposits:

\$1,000.50

Total Withdrawals:

\$0.00

Closing Balance:

\$8,091.65

NEED TO GET IN TOUCH?



ANZ Internet Banking
anz.com

OR



Enquiries: 13 13 14
Lost/Stolen Cards: 1800 033 844

ANZ BUSINESS ONLINE SAVER STATEMENT

Account Number 3794-25758

Transaction Details

Please retain this statement for taxation purposes

Date	Transaction Details	Withdrawals (\$)	Deposits (\$)	Balance (\$)
2020				
17 JUN	OPENING BALANCE			7,091.15
30 JUN	CREDIT INTEREST PAID		0.50	7,091.65
01 JUL	ANZ INTERNET BANKING FUNDS TFER TRANSFER 223607 FROM 379425264		1,000.00	8,091.65
	TOTALS AT END OF PAGE	\$0.00	\$1,000.50	
	TOTALS AT END OF PERIOD	\$0.00	\$1,000.50	\$8,091.65

This Statement Includes

Interest earned on deposits	\$0.50
-----------------------------	--------

Yearly Summary

Previous Year to 30/06/2020 (\$)

Interest earned on deposits	22.49
-----------------------------	-------

New Profile menu in ANZ Internet Banking

The new Profile menu in ANZ Internet Banking lets you securely manage your contact information and security details. You can find the new menu in the top right corner of ANZ Internet Banking.

Keep your contact information up to date, as these details may be used for security purposes (e.g. to verify transactions), or send you account information.

You can also choose which offers and promotions you want to receive and how. You can select as many as you like and make changes any time.

Visit www.anz.com.au to explore your Profile today.

IMPORTANT INFORMATION

PLEASE CHECK THE ENTRIES AND CALL 13 13 14 REGARDING ANY ERRORS ON THIS STATEMENT.

All entries generated are subject to authorisation and verification and if necessary, adjustments will appear on a later statement.

If you have a complaint or unresolved issue with ANZ's product or service please call our National Feedback Line **1800 805 154** and advise us. Further information in relation to ANZ's dispute resolution process and this product (including details of benefits or fees and charges) is available on request and you can access this information by reviewing the Terms and Conditions, and Fees and Charges brochures which can be found at www.anz.com or by calling **13 13 14**.



ANZ BUSINESS ONLINE SAVER STATEMENT

STATEMENT NUMBER 73
17 JULY 2020 TO 17 AUGUST 2020

049/1928



RM RESOURCES INVESTMENT PTY LTD ATF
RM RESOURCES SUPERANNUATION FUND
PO BOX 445
NORTH PERTH WA 6906

WELCOME TO YOUR ANZ ACCOUNT AT A GLANCE

Account Details

RM RESOURCES INVESTMENT PTY LTD
ATF RM RESOURCES SUPERANNUATION FUND

Branch Number (BSB)

016-002

Account Number

3794-25758

Opening Balance:

\$8,091.65

Total Deposits:

\$2,580.37

Total Withdrawals:

\$0.00

Closing Balance:

\$10,672.02

NEED TO GET IN TOUCH?



ANZ Internet Banking
anz.com

OR



Enquiries: 13 13 14
Lost/Stolen Cards: 1800 033 844

ANZ BUSINESS ONLINE SAVER STATEMENT

Account Number 3794-25758

Transaction Details

Please retain this statement for taxation purposes

Date	Transaction Details	Withdrawals (\$)	Deposits (\$)	Balance (\$)
2020				
17 JUL	OPENING BALANCE			8,091.65
22 JUL	ANZ INTERNET BANKING FUNDS TFER TRANSFER 404327 FROM 379425264		1,580.00	9,671.65
24 JUL	ANZ INTERNET BANKING FUNDS TFER TRANSFER 899265 FROM 379425264		1,000.00	10,671.65
31 JUL	CREDIT INTEREST PAID		0.37	10,672.02
TOTALS AT END OF PAGE		\$0.00	\$2,580.37	
TOTALS AT END OF PERIOD		\$0.00	\$2,580.37	\$10,672.02

This Statement Includes

Interest earned on deposits	\$0.37
-----------------------------	--------

Update your profile in the ANZ App or ANZ Internet Banking

New mobile number or email address? No worries. You can update your details via Profile in the ANZ App or ANZ Internet Banking. By keeping your details up to date, we can contact you for security purposes (e.g. send you an SMS one-time passcode or verify transactions), or send you account information.

Forgot your password? We've all been there. You can also securely reset your ANZ App PIN or change ANZ Internet Banking password too. It's all in one place – your Profile.

Visit www.anz.com.au/ways-to-bank to learn about how you can manage your money, simply and securely.

IMPORTANT INFORMATION

PLEASE CHECK THE ENTRIES AND CALL 13 13 14 REGARDING ANY ERRORS ON THIS STATEMENT.

All entries generated are subject to authorisation and verification and if necessary, adjustments will appear on a later statement.

If you have a complaint or unresolved issue with ANZ's product or service please call our National Feedback Line **1800 805 154** and advise us. Further information in relation to ANZ's dispute resolution process and this product (including details of benefits or fees and charges) is available on request and you can access this information by reviewing the Terms and Conditions, and Fees and Charges brochures which can be found at www.anz.com or by calling **13 13 14**.



ANZ BUSINESS ONLINE SAVER STATEMENT

STATEMENT NUMBER 74

17 AUGUST 2020 TO 17 SEPTEMBER 2020

049/1704



RM RESOURCES INVESTMENT PTY LTD ATF
RM RESOURCES SUPERANNUATION FUND
PO BOX 445
NORTH PERTH WA 6906

WELCOME TO YOUR ANZ ACCOUNT AT A GLANCE

Account Details

RM RESOURCES INVESTMENT PTY LTD
ATF RM RESOURCES SUPERANNUATION FUND

Branch Number (BSB)

016-002

Account Number

3794-25758

Opening Balance:

\$10,672.02

Total Deposits:

\$400.45

Total Withdrawals:

\$0.00

Closing Balance:

\$11,072.47

NEED TO GET IN TOUCH?



ANZ Internet Banking
anz.com

OR



Enquiries: 13 13 14
Lost/Stolen Cards: 1800 033 844

ANZ BUSINESS ONLINE SAVER STATEMENT

Account Number 3794-25758

Transaction Details

Please retain this statement for taxation purposes

Date	Transaction Details	Withdrawals (\$)	Deposits (\$)	Balance (\$)
2020				
17 AUG	OPENING BALANCE			10,672.02
31 AUG	CREDIT INTEREST PAID		0.45	10,672.47
04 SEP	ANZ INTERNET BANKING FUNDS TFER TRANSFER 164259 FROM 379425264		400.00	11,072.47
TOTALS AT END OF PAGE		\$0.00	\$400.45	
TOTALS AT END OF PERIOD		\$0.00	\$400.45	\$11,072.47

This Statement Includes

Interest earned on deposits	\$0.45
-----------------------------	--------

Update your profile in the ANZ App or ANZ Internet Banking

New mobile number or email address? No worries. You can update your details via Profile in the ANZ App or ANZ Internet Banking. By keeping your details up to date, we can contact you for security purposes (e.g. send you an SMS one-time passcode or verify transactions), or send you account information.

Forgot your password? We've all been there. You can also securely reset your ANZ App PIN or change ANZ Internet Banking password too. It's all in one place – your Profile.

Visit www.anz.com.au/ways-to-bank to learn about how you can manage your money, simply and securely.

IMPORTANT INFORMATION

PLEASE CHECK THE ENTRIES AND CALL 13 13 14 REGARDING ANY ERRORS ON THIS STATEMENT.

All entries generated are subject to authorisation and verification and if necessary, adjustments will appear on a later statement.

If you have a complaint or unresolved issue with ANZ's product or service please call our National Feedback Line **1800 805 154** and advise us. Further information in relation to ANZ's dispute resolution process and this product (including details of benefits or fees and charges) is available on request and you can access this information by reviewing the Terms and Conditions, and Fees and Charges brochures which can be found at www.anz.com or by calling **13 13 14**.



ANZ BUSINESS ONLINE SAVER STATEMENT

STATEMENT NUMBER 75

17 SEPTEMBER 2020 TO 16 OCTOBER 2020

049/1595



RM RESOURCES INVESTMENT PTY LTD ATF
RM RESOURCES SUPERANNUATION FUND
PO BOX 445
NORTH PERTH WA 6906

WELCOME TO YOUR ANZ ACCOUNT AT A GLANCE

Account Details

RM RESOURCES INVESTMENT PTY LTD
ATF RM RESOURCES SUPERANNUATION FUND

Branch Number (BSB)

016-002

Account Number

3794-25758

Opening Balance:

\$ **11,072.47**

Total Deposits:

\$ **0.45**

Total Withdrawals:

\$ **0.00**

Closing Balance:

\$ **11,072.92**

NEED TO GET IN TOUCH?



ANZ Internet Banking
anz.com

OR



Enquiries: 13 13 14
Lost/Stolen Cards: 1800 033 844

ANZ BUSINESS ONLINE SAVER STATEMENT

Account Number 3794-25758

Transaction Details

Please retain this statement for taxation purposes

Date	Transaction Details	Withdrawals (\$)	Deposits (\$)	Balance (\$)
2020				
17 SEP	OPENING BALANCE			11,072.47
30 SEP	CREDIT INTEREST PAID		0.45	11,072.92
	TOTALS AT END OF PAGE	\$0.00	\$0.45	
	TOTALS AT END OF PERIOD	\$0.00	\$0.45	\$11,072.92

This Statement Includes

Interest earned on deposits	\$0.45
-----------------------------	--------

Update your profile in the ANZ App or ANZ Internet Banking

New mobile number or email address? No worries. You can update your details via Profile in the ANZ App or ANZ Internet Banking. By keeping your details up to date, we can contact you for security purposes (e.g. send you an SMS one-time passcode or verify transactions), or send you account information.

Forgot your password? We've all been there. You can also securely reset your ANZ App PIN or change ANZ Internet Banking password too. It's all in one place – your Profile.

Visit www.anz.com.au/ways-to-bank to learn about how you can manage your money, simply and securely.

IMPORTANT INFORMATION

PLEASE CHECK THE ENTRIES AND CALL 13 13 14 REGARDING ANY ERRORS ON THIS STATEMENT.

All entries generated are subject to authorisation and verification and if necessary, adjustments will appear on a later statement.

If you have a complaint or unresolved issue with ANZ's product or service please call our National Feedback Line **1800 805 154** and advise us. Further information in relation to ANZ's dispute resolution process and this product (including details of benefits or fees and charges) is available on request and you can access this information by reviewing the Terms and Conditions, and Fees and Charges brochures which can be found at www.anz.com or by calling **13 13 14**.



ANZ BUSINESS ONLINE SAVER STATEMENT

STATEMENT NUMBER 76
16 OCTOBER 2020 TO 17 NOVEMBER 2020

049/1551



RM RESOURCES INVESTMENT PTY LTD ATF
RM RESOURCES SUPERANNUATION FUND
PO BOX 445
NORTH PERTH WA 6906

WELCOME TO YOUR ANZ ACCOUNT AT A GLANCE

Account Details

RM RESOURCES INVESTMENT PTY LTD
ATF RM RESOURCES SUPERANNUATION FUND

Branch Number (BSB)

016-002

Account Number

3794-25758

Opening Balance:

\$ **11,072.92**

Total Deposits:

\$ **530.46**

Total Withdrawals:

\$ **0.00**

Closing Balance:

\$ **11,603.38**

NEED TO GET IN TOUCH?



ANZ Internet Banking
anz.com

OR



Enquiries: 13 13 14
Lost/Stolen Cards: 1800 033 844

ANZ BUSINESS ONLINE SAVER STATEMENT

Account Number 3794-25758

Transaction Details

Please retain this statement for taxation purposes

Date	Transaction Details	Withdrawals (\$)	Deposits (\$)	Balance (\$)
2020				
16 OCT	OPENING BALANCE			11,072.92
30 OCT	CREDIT INTEREST PAID		0.46	11,073.38
13 NOV	ANZ INTERNET BANKING FUNDS TFER TRANSFER 609208 FROM 379425264		530.00	11,603.38
TOTALS AT END OF PAGE		\$0.00	\$530.46	
TOTALS AT END OF PERIOD		\$0.00	\$530.46	\$11,603.38

This Statement Includes

Interest earned on deposits	\$0.00
-----------------------------	--------

Update your profile in the ANZ App or ANZ Internet Banking

New mobile number or email address? No worries. You can update your details via Profile in the ANZ App or ANZ Internet Banking. By keeping your details up to date, we can contact you for security purposes (e.g. send you an SMS one-time passcode or verify transactions), or send you account information.

Forgot your password? We've all been there. You can also securely reset your ANZ App PIN or change ANZ Internet Banking password too. It's all in one place – your Profile.

Visit www.anz.com.au/ways-to-bank to learn about how you can manage your money, simply and securely.

IMPORTANT INFORMATION

PLEASE CHECK THE ENTRIES AND CALL 13 13 14 REGARDING ANY ERRORS ON THIS STATEMENT

All entries generated are subject to authorisation and verification and if necessary, adjustments will appear on a later statement.

If you have a complaint or unresolved issue with ANZ's product or service please call our National Feedback Line **1800 805 154** and advise us. Further information in relation to ANZ's dispute resolution process and this product (including details of benefits or fees and charges) is available on request and you can access this information by reviewing the Terms and Conditions, and Fees and Charges brochures which can be found at www.anz.com or by calling **13 13 14**.



ANZ BUSINESS ONLINE SAVER STATEMENT

STATEMENT NUMBER 77

17 NOVEMBER 2020 TO 17 DECEMBER 2020

049/1762



RM RESOURCES INVESTMENT PTY LTD ATF
RM RESOURCES SUPERANNUATION FUND
PO BOX 445
NORTH PERTH WA 6906

WELCOME TO YOUR ANZ ACCOUNT AT A GLANCE

Account Details

RM RESOURCES INVESTMENT PTY LTD
ATF RM RESOURCES SUPERANNUATION FUND

Branch Number (BSB)

016-002

Account Number

3794-25758

Opening Balance:

\$11,603.38

Total Deposits:

\$427.48

Total Withdrawals:

\$0.00

Closing Balance:

\$12,030.86

NEED TO GET IN TOUCH?



ANZ Internet Banking
anz.com

OR



Enquiries: 13 13 14
Lost/Stolen Cards: 1800 033 844

ANZ BUSINESS ONLINE SAVER STATEMENT

Account Number 3794-25758

Transaction Details

Please retain this statement for taxation purposes

Date	Transaction Details	Withdrawals (\$)	Deposits (\$)	Balance (\$)
2020				
17 NOV	OPENING BALANCE			11,603.38
30 NOV	CREDIT INTEREST PAID		0.48	11,603.86
04 DEC	ANZ INTERNET BANKING FUNDS TFER TRANSFER 905557 FROM 379425264		427.00	12,030.86
	TOTALS AT END OF PAGE	\$0.00	\$427.48	
	TOTALS AT END OF PERIOD	\$0.00	\$427.48	\$12,030.86

This Statement Includes

Interest earned on deposits	\$0.48
-----------------------------	--------

Update your profile in the ANZ App or ANZ Internet Banking

New mobile number or email address? No worries. You can update your details via Profile in the ANZ App or ANZ Internet Banking. By keeping your details up to date, we can contact you for security purposes (e.g. send you an SMS one-time passcode or verify transactions), or send you account information.

Forgot your password? We've all been there. You can also securely reset your ANZ App PIN or change ANZ Internet Banking password too. It's all in one place – your Profile.

Visit www.anz.com.au/ways-to-bank to learn about how you can manage your money, simply and securely.

IMPORTANT INFORMATION

PLEASE CHECK THE ENTRIES AND CALL 13 13 14 REGARDING ANY ERRORS ON THIS STATEMENT.

All entries generated are subject to authorisation and verification and if necessary, adjustments will appear on a later statement.

If you have a complaint or unresolved issue with ANZ's product or service please call our National Feedback Line **1800 805 154** and advise us.

Further information in relation to ANZ's dispute resolution process and this product (including details of benefits or fees and charges) is available on request and you can access this information by reviewing the Terms and Conditions, and Fees and Charges brochures which can be found at www.anz.com or by calling **13 13 14**.



ANZ BUSINESS ONLINE SAVER STATEMENT

STATEMENT NUMBER 78

17 DECEMBER 2020 TO 15 JANUARY 2021

049/1378



RM RESOURCES INVESTMENT PTY LTD ATF
RM RESOURCES SUPERANNUATION FUND
PO BOX 445
NORTH PERTH WA 6906

WELCOME TO YOUR ANZ ACCOUNT AT A GLANCE

Account Details

RM RESOURCES INVESTMENT PTY LTD
ATF RM RESOURCES SUPERANNUATION FUND

Branch Number (BSB)

016-002

Account Number

3794-25758

Opening Balance:

\$ **12,030.86**

Total Deposits:

\$ **0.50**

Total Withdrawals:

\$ **10,000.00**

Closing Balance:

\$ **2,031.36**

NEED TO GET IN TOUCH?




ANZ Internet Banking
anz.com

OR



Enquiries: 13 13 14
Lost/Stolen Cards: 1800 033 844



ANZ BUSINESS ONLINE SAVER STATEMENT

Account Number 3794-25758

Transaction Details

Please retain this statement for taxation purposes

Date	Transaction Details	Withdrawals (\$)	Deposits (\$)	Balance (\$)
2020				
17 DEC	OPENING BALANCE			12,030.86
31 DEC	CREDIT INTEREST PAID		0.50	12,031.36
2021				
04 JAN	ANZ INTERNET BANKING FUNDS TFER TRANSFER 349572 TO 016002379425264 EFFECTIVE DATE 03 JAN 2021	10,000.00		2,031.36
TOTALS AT END OF PAGE		\$10,000.00	\$0.50	
TOTALS AT END OF PERIOD		\$10,000.00	\$0.50	\$2,031.36

This Statement Includes

Interest earned on deposits	\$0.50
-----------------------------	--------

Update your profile in the ANZ App or ANZ Internet Banking

New mobile number or email address? No worries. You can update your details via Profile in the ANZ App or ANZ Internet Banking. By keeping your details up to date, we can contact you for security purposes (e.g. send you an SMS one-time passcode or verify transactions), or send you account information.

Forgot your password? We've all been there. You can also securely reset your ANZ App PIN or change ANZ Internet Banking password too. It's all in one place – your Profile.

Visit www.anz.com.au/ways-to-bank to learn about how you can manage your money, simply and securely.

IMPORTANT INFORMATION

PLEASE CHECK THE ENTRIES AND CALL 13 13 14 REGARDING ANY ERRORS ON THIS STATEMENT.

All entries generated are subject to authorisation and verification and if necessary, adjustments will appear on a later statement.

If you have a complaint or unresolved issue with ANZ's product or service please call our National Feedback Line **1800 805 154** and advise us. Further information in relation to ANZ's dispute resolution process and this product (including details of benefits or fees and charges) is available on request and you can access this information by reviewing the Terms and Conditions, and Fees and Charges brochures which can be found at www.anz.com or by calling **13 13 14**.



ANZ BUSINESS ONLINE SAVER STATEMENT

STATEMENT NUMBER 79

15 JANUARY 2021 TO 17 FEBRUARY 2021

049/1757



RM RESOURCES INVESTMENT PTY LTD ATF
RM RESOURCES SUPERANNUATION FUND
PO BOX 445
NORTH PERTH WA 6906

WELCOME TO YOUR ANZ ACCOUNT AT A GLANCE

Account Details

RM RESOURCES INVESTMENT PTY LTD
ATF RM RESOURCES SUPERANNUATION FUND

Branch Number (BSB)

016-002

Account Number

3794-25758

Opening Balance:

\$2,031.36

Total Deposits:

\$0.05

Total Withdrawals:

\$0.00

Closing Balance:

\$2,031.41

NEED TO GET IN TOUCH?



ANZ Internet Banking
anz.com

OR



Enquiries: 13 13 14
Lost/Stolen Cards: 1800 033 844

ANZ BUSINESS ONLINE SAVER STATEMENT

Account Number 3794-25758

Transaction Details

Please retain this statement for taxation purposes

Date	Transaction Details	Withdrawals (\$)	Deposits (\$)	Balance (\$)
2021				
15 JAN	OPENING BALANCE			2,031.36
29 JAN	CREDIT INTEREST PAID		0.05	2,031.41
	TOTALS AT END OF PAGE	\$0.00	\$0.05	
	TOTALS AT END OF PERIOD	\$0.00	\$0.05	\$2,031.41

This Statement Includes

Interest earned on deposits	\$0.05
-----------------------------	--------

Update your profile in the ANZ App or ANZ Internet Banking

New mobile number or email address? No worries. You can update your details via Profile in the ANZ App or ANZ Internet Banking. By keeping your details up to date, we can contact you for security purposes (e.g. send you an SMS one-time passcode or verify transactions), or send you account information.

Forgot your password? We've all been there. You can also securely reset your ANZ App PIN or change ANZ Internet Banking password too. It's all in one place – your Profile.

Visit www.anz.com.au/ways-to-bank to learn about how you can manage your money, simply and securely.

IMPORTANT INFORMATION

PLEASE CHECK THE ENTRIES AND CALL 13 13 14 REGARDING ANY ERRORS ON THIS STATEMENT.

All entries generated are subject to authorisation and verification and if necessary, adjustments will appear on a later statement.

If you have a complaint or unresolved issue with ANZ's product or service please call our National Feedback Line **1800 805 154** and advise us. Further information in relation to ANZ's dispute resolution process and this product (including details of benefits or fees and charges) is available on request and you can access this information by reviewing the Terms and Conditions, and Fees and Charges brochures which can be found at www.anz.com or by calling **13 13 14**.



ANZ BUSINESS ONLINE SAVER STATEMENT

STATEMENT NUMBER 80

17 FEBRUARY 2021 TO 17 MARCH 2021

049/1754



RM RESOURCES INVESTMENT PTY LTD ATF
RM RESOURCES SUPERANNUATION FUND
PO BOX 445
NORTH PERTH WA 6906

WELCOME TO YOUR ANZ ACCOUNT AT A GLANCE

Account Details

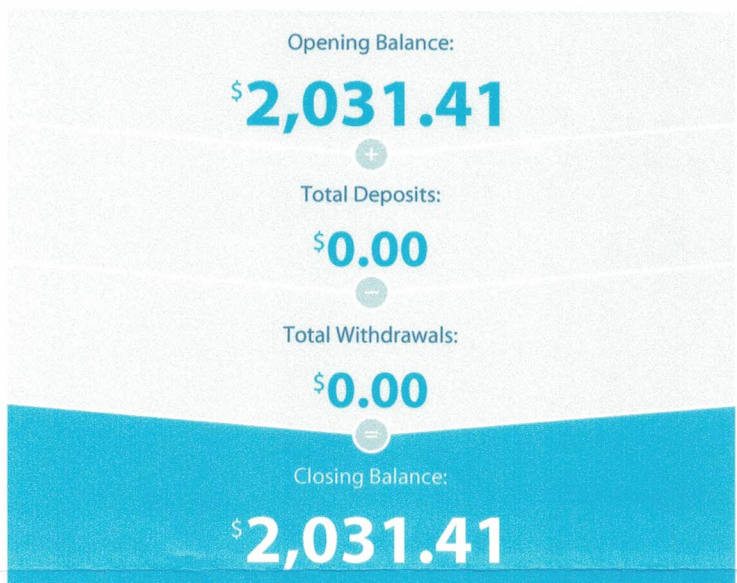
RM RESOURCES INVESTMENT PTY LTD
ATF RM RESOURCES SUPERANNUATION FUND

Branch Number (BSB)

016-002

Account Number

3794-25758



NEED TO GET IN TOUCH?



ANZ Internet Banking
anz.com

OR



Enquiries: 13 13 14
Lost/Stolen Cards: 1800 033 844

ANZ BUSINESS ONLINE SAVER STATEMENT

Account Number 3794-25758

Transaction Details

Please retain this statement for taxation purposes

Date	Transaction Details	Withdrawals (\$)	Deposits (\$)	Balance (\$)
2021				
17 FEB	OPENING BALANCE			2,031.41
	TOTALS AT END OF PAGE	\$0.00	\$0.00	
	TOTALS AT END OF PERIOD	\$0.00	\$0.00	\$2,031.41

IMPORTANT INFORMATION

PLEASE CHECK THE ENTRIES AND CALL 13 13 14 REGARDING ANY ERRORS ON THIS STATEMENT.

All entries generated are subject to authorisation and verification and if necessary, adjustments will appear on a later statement.

If you have a complaint or unresolved issue with ANZ's product or service please call our National Feedback Line **1800 805 154** and advise us. Further information in relation to ANZ's dispute resolution process and this product (including details of benefits or fees and charges) is available on request and you can access this information by reviewing the Terms and Conditions, and Fees and Charges brochures which can be found at www.anz.com or by calling **13 13 14**.



ANZ BUSINESS ONLINE SAVER STATEMENT

STATEMENT NUMBER 81
17 MARCH 2021 TO 16 APRIL 2021

049/1511



RM RESOURCES INVESTMENT PTY LTD ATF
RM RESOURCES SUPERANNUATION FUND
PO BOX 445
NORTH PERTH WA 6906

WELCOME TO YOUR ANZ ACCOUNT AT A GLANCE

Account Details

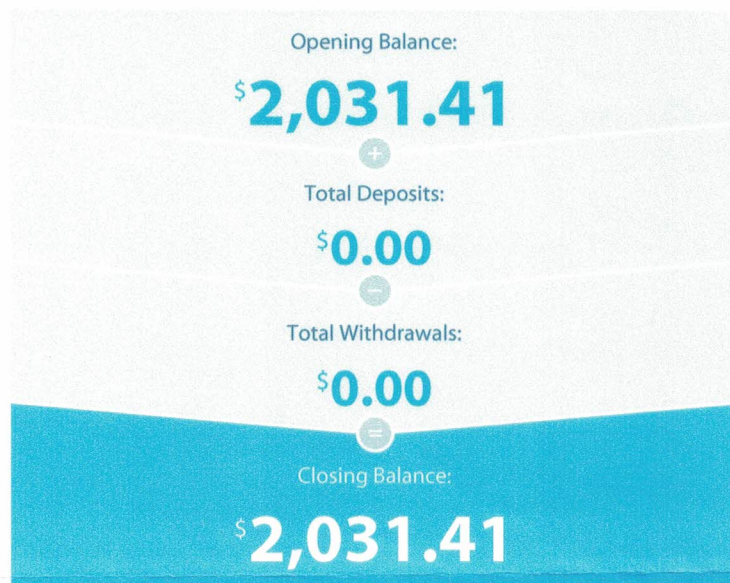
RM RESOURCES INVESTMENT PTY LTD
ATF RM RESOURCES SUPERANNUATION FUND

Branch Number (BSB)

016-002

Account Number

3794-25758



NEED TO GET IN TOUCH?



ANZ Internet Banking
anz.com

OR



Enquiries: 13 13 14
Lost/Stolen Cards: 1800 033 844

107RSP905A039025_MU21_005



379425758_03153 E-1511 S-3122 1-6243

ANZ BUSINESS ONLINE SAVER STATEMENT

Account Number 3794-25758

Transaction Details

Please retain this statement for taxation purposes

Date	Transaction Details	Withdrawals (\$)	Deposits (\$)	Balance (\$)
2021				
17 MAR	OPENING BALANCE			2,031.41
	TOTALS AT END OF PAGE	\$0.00	\$0.00	
	TOTALS AT END OF PERIOD	\$0.00	\$0.00	\$2,031.41

IMPORTANT INFORMATION

PLEASE CHECK THE ENTRIES AND CALL 13 13 14 REGARDING ANY ERRORS ON THIS STATEMENT.

All entries generated are subject to authorisation and verification and if necessary, adjustments will appear on a later statement.

If you have a complaint or unresolved issue with ANZ's product or service please call our National Feedback Line **1800 805 154** and advise us. Further information in relation to ANZ's dispute resolution process and this product (including details of benefits or fees and charges) is available on request and you can access this information by reviewing the Terms and Conditions, and Fees and Charges brochures which can be found at www.anz.com or by calling **13 13 14**.



ANZ BUSINESS ONLINE SAVER STATEMENT

STATEMENT NUMBER 82

16 APRIL 2021 TO 17 MAY 2021

Date	Transaction Details	Amount
18 APR 2021	OPENING BALANCE	\$2,031.41
30 APR 2021	ANZ INTERNET BANKING FUND TRANSFER	\$350.00
	TOTAL AT END OF PERIOD	\$2,381.41



RM RESOURCES INVESTMENT PTY LTD ATF
 RM RESOURCES SUPERANNUATION FUND
 PO BOX 445
 NORTH PERTH WA 6906

WELCOME TO YOUR ANZ ACCOUNT AT A GLANCE

Account Details

RM RESOURCES INVESTMENT PTY LTD
 ATF RM RESOURCES SUPERANNUATION FUND

Branch Number (BSB)

016-002

Account Number

3794-25758

Opening Balance: **\$2,031.41**

Total Deposits: **\$350.00**

Total Withdrawals: **\$0.00**

Closing Balance: **\$2,381.41**

NEED TO GET IN TOUCH?



ANZ Internet Banking
 anz.com

OR



Enquiries: 13 13 14
Lost/Stolen Cards: 1800 033 844



ANZ BUSINESS ONLINE SAVER STATEMENT

Account Number 3794-25758

Transaction Details

Please retain this statement for taxation purposes

Date	Transaction Details	Withdrawals (\$)	Deposits (\$)	Balance (\$)
2021				
16 APR	OPENING BALANCE			2,031.41
30 APR	ANZ INTERNET BANKING FUNDS TFER TRANSFER 143716 FROM 379425264		350.00	2,381.41
	TOTALS AT END OF PAGE	\$0.00	\$350.00	
	TOTALS AT END OF PERIOD	\$0.00	\$350.00	\$2,381.41

No transaction fees* for ANZ cardholders across the new atmx by Armaguard network

As an ANZ cardholder you can withdraw cash or make a balance enquiry, with no transaction fee* at any atmx by Armaguard.

*Terms and conditions apply.

Visit www.anz.com.au/ways-to-bank/atms for further detail and terms and conditions.

IMPORTANT INFORMATION

PLEASE CHECK THE ENTRIES AND CALL 13 13 14 REGARDING ANY ERRORS ON THIS STATEMENT.

All entries generated are subject to authorisation and verification and if necessary, adjustments will appear on a later statement.

If you have a complaint or unresolved issue with ANZ's product or service please call our National Feedback Line **1800 805 154** and advise us. Further information in relation to ANZ's dispute resolution process and this product (including details of benefits or fees and charges) is available on request and you can access this information by reviewing the Terms and Conditions, and Fees and Charges brochures which can be found at www.anz.com or by calling **13 13 14**.



ANZ BUSINESS ONLINE SAVER STATEMENT

STATEMENT NUMBER 83

17 MAY 2021 TO 17 JUNE 2021

049/1224



RM RESOURCES INVESTMENT PTY LTD ATF
RM RESOURCES SUPERANNUATION FUND
PO BOX 445
NORTH PERTH WA 6906

WELCOME TO YOUR ANZ ACCOUNT AT A GLANCE

Account Details

RM RESOURCES INVESTMENT PTY LTD
ATF RM RESOURCES SUPERANNUATION FUND

Branch Number (BSB)

016-002

Account Number

3794-25758

Opening Balance:

\$2,381.41

Total Deposits:

\$321.00

Total Withdrawals:

\$0.00

Closing Balance:

\$2,702.41

NEED TO GET IN TOUCH?



ANZ Internet Banking
anz.com

OR



Enquiries: 13 13 14
Lost/Stolen Cards: 1800 033 844

ANZ BUSINESS ONLINE SAVER STATEMENT

Account Number 3794-25758

Transaction Details

Please retain this statement for taxation purposes

Date	Transaction Details	Withdrawals (\$)	Deposits (\$)	Balance (\$)
2021				
17 MAY	OPENING BALANCE			2,381.41
04 JUN	ANZ INTERNET BANKING FUNDS TFER TRANSFER 788532 FROM 379425264		321.00	2,702.41
	TOTALS AT END OF PAGE	\$0.00	\$321.00	
	TOTALS AT END OF PERIOD	\$0.00	\$321.00	\$2,702.41

No transaction fees* for ANZ cardholders across the new atmX by Armaguard network

As an ANZ cardholder you can withdraw cash or make a balance enquiry, with no transaction fee* at any atmX by Armaguard ATM.

*Terms and conditions apply.

Visit www.anz.com.au/ways-to-bank/atms for further detail and terms and conditions.

IMPORTANT INFORMATION

PLEASE CHECK THE ENTRIES AND CALL 13 13 14 REGARDING ANY ERRORS ON THIS STATEMENT.

All entries generated are subject to authorisation and verification and if necessary, adjustments will appear on a later statement.

If you have a complaint or unresolved issue with ANZ's product or service please call our National Feedback Line **1800 805 154** and advise us. Further information in relation to ANZ's dispute resolution process and this product (including details of benefits or fees and charges) is available on request and you can access this information by reviewing the Terms and Conditions, and Fees and Charges brochures which can be found at www.anz.com or by calling **13 13 14**.



ANZ BUSINESS ONLINE SAVER STATEMENT

STATEMENT NUMBER 84

17 JUNE 2021 TO 16 JULY 2021

049/1207



RM RESOURCES INVESTMENT PTY LTD ATF
RM RESOURCES SUPERANNUATION FUND
PO BOX 445
NORTH PERTH WA 6906

WELCOME TO YOUR ANZ ACCOUNT AT A GLANCE

Account Details

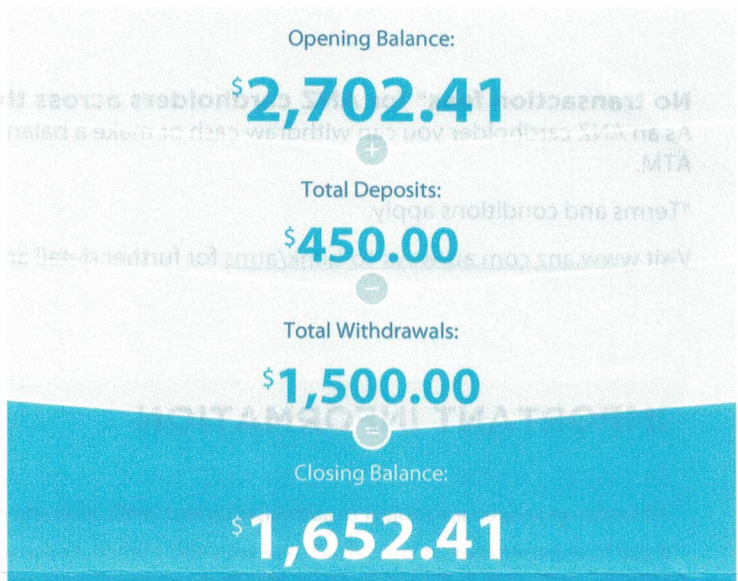
RM RESOURCES INVESTMENT PTY LTD
ATF RM RESOURCES SUPERANNUATION FUND

Branch Number (BSB)

016-002

Account Number

3794-25758



NEED TO GET IN TOUCH?



ANZ Internet Banking
anz.com

OR



Enquiries: 13 13 14
Lost/Stolen Cards: 1800 033 844

198HSFP006A035724_MJ21_006



379425758_09200

E-1207 S-2866 1-5331

ANZ BUSINESS ONLINE SAVER STATEMENT

Account Number 3794-25758

Transaction Details

Please retain this statement for taxation purposes

Date	Transaction Details	Withdrawals (\$)	Deposits (\$)	Balance (\$)
2021				
17 JUN	OPENING BALANCE			2,702.41
21 JUN	ANZ INTERNET BANKING FUNDS TFER TRANSFER 270360 FROM 379425264 EFFECTIVE DATE 19 JUN 2021		450.00	3,152.41
06 JUL	ANZ INTERNET BANKING FUNDS TFER TRANSFER 414411 TO 016002379425264	1,500.00		1,652.41
TOTALS AT END OF PAGE		\$1,500.00	\$450.00	
TOTALS AT END OF PERIOD		\$1,500.00	\$450.00	\$1,652.41

Yearly Summary

Previous Year to 30/06/2021 (\$)

Interest earned on deposits	2.76
-----------------------------	------

No transaction fees* for ANZ cardholders across the new atmX by Armaguard network

As an ANZ cardholder you can withdraw cash or make a balance enquiry, with no transaction fee* at any atmX by Armaguard ATM.

*Terms and conditions apply.

Visit www.anz.com.au/ways-to-bank/atms for further detail and terms and conditions.

IMPORTANT INFORMATION

PLEASE CHECK THE ENTRIES AND CALL 13 13 14 REGARDING ANY ERRORS ON THIS STATEMENT.

All entries generated are subject to authorisation and verification and if necessary, adjustments will appear on a later statement.

If you have a complaint or unresolved issue with ANZ's product or service please call our National Feedback Line **1800 805 154** and advise us.

Further information in relation to ANZ's dispute resolution process and this product (including details of benefits or fees and charges) is available on request and you can access this information by reviewing the Terms and Conditions, and Fees and Charges brochures which can be found at www.anz.com or by calling **13 13 14**.



Account Number 06 6117 10304124

Statement Period 10 Jun 2020 - 9 Dec 2020

Closing Balance \$105.22 CR

Enquiries 13 1998
 (24 hours a day, 7 days a week)

049

RM RESOURCES SUPERANNUATION FUND
 PO BOX 445
 NORTH PERTH PB WA 6906

Direct Investment Account

If this account has an attached overdraft limit or facility and we send you a statement every 4 or 6 months, we will update your statement preference to every 3 months as part of changes made to the new Banking Code of Practice from 1 July 2019.

Your SMSF Commonwealth Direct Investment Account specifically designed for your Self Managed Super Fund can grow your savings while you plan your next investment. Earn a competitive rate of interest on balances over \$10,000. You can enjoy instant access to your money through ATMs, NetBank, EFTPOS, telephone banking and bank branches.

Name: ROBERT ANDREW MUIR AND KATTIE JANE MUIR
 AS TRUSTEES FOR RM RESOURCES SUPERANNUATION FUND


Note: Have you checked your statement today? It's easy to find out more information about each of your transactions by logging on to the CommBank App or NetBank. Should you have any questions on fees or see an error please contact us on the details above. Cheque proceeds are available when cleared.

The date of transactions shown here may be different on your other transaction lists (for example, the transaction list that appears on the CommBank app).

Date	Transaction	Debit	Credit	Balance
10 Jun	2020 OPENING BALANCE			\$47.72 CR
01 Jul	CREDIT INTEREST EARNED on this account to June 30, 2020 is \$0.42			
03 Jul	Direct Credit 002473 NAB INTERIM DIV DV211/01195256		120.00	\$167.72 CR
03 Jul	Direct Credit 077669 MQG Dividend S00105878435		39.00	\$206.72 CR
21 Aug	Direct Debit 062934 COMMSEC SECURITI COMMSEC	180.06		\$26.66 CR
15 Sep	Direct Credit 000226 LLC DIST FIN20/00847110		6.26	\$32.92 CR
29 Sep	Direct Credit 458106 COLES GROUP LTD FIN20/01190731		44.00	\$76.92 CR
30 Sep	Direct Credit 397204 ANZ DIVIDEND A069/00757070		162.50	\$239.42 CR
01 Oct	Direct Credit 362548 WESFARMERS LTD FIN20/01117220		342.00	\$581.42 CR
01 Oct	Direct Credit 361301 AMP LIMITED SPE20/01500649		684.00	\$1,265.42 CR



3193.9542.1.1 ZZ258R3 0303 SL.R3.S111.D344.O V06.00.31



Date	Transaction	Debit	Credit	Balance
08 Oct	Direct Debit 062934 COMMSEC SECURITI COMMSEC	1,180.20		\$85.22 CR
20 Oct	Direct Credit 302169 NEC FNL DIV 001252679018		20.00	\$105.22 CR
09 Dec	2020 CLOSING BALANCE			\$105.22 CR

Opening balance	-	Total debits	+	Total credits	=	Closing balance
\$47.72 CR		\$1,360.26		\$1,417.76		\$105.22 CR

Your Credit Interest Rate Summary

Date	Balance	Standard Credit Interest Rate (p.a.)
09 Dec	Less than \$10,000.00	0.00%
	\$10,000.00 and over	0.05%

Note. Interest rates are effective as at the date shown but are subject to change.



Account Number 06 6117 10304124

Statement Period 10 Dec 2020 - 9 Jun 2021

Closing Balance \$489.26 CR

Enquiries 13 1998
 (24 hours a day, 7 days a week)

049

RM RESOURCES SUPERANNUATION FUND
 PO BOX 445
 NORTH PERTH PB WA 6906

Direct Investment Account

If this account has an attached overdraft limit or facility and we send you a statement every 4 or 6 months, we will update your statement preference to every 3 months as part of changes made to the new Banking Code of Practice from 1 July 2019.


Your SMSF Commonwealth Direct Investment Account specifically designed for your Self Managed Super Fund can grow your savings while you plan your next investment. Earn a competitive rate of interest on balances over \$10,000. You can enjoy instant access to your money through ATMs, NetBank, EFTPOS, telephone banking and bank branches.


Name: ROBERT ANDREW MUIR AND KATTIE JANE MUIR
 AS TRUSTEES FOR RM RESOURCES SUPERANNUATION FUND

Note: Have you checked your statement today? It's easy to find out more information about each of your transactions by logging on to the CommBank App or NetBank. Should you have any questions on fees or see an error please contact us on the details above. Cheque proceeds are available when cleared.

The date of transactions shown here may be different on your other transaction lists (for example, the transaction list that appears on the CommBank app).

Date	Transaction	Debit	Credit	Balance
10 Dec 2020	OPENING BALANCE			\$105.22 CR
10 Dec	Direct Credit 002473 NAB FINAL DIV DV212/00683587		120.00	\$225.22 CR
16 Dec	Direct Credit 397204 ANZ DIVIDEND A070/00751554		227.50	\$452.72 CR
18 Dec	Direct Credit 250556 WBC DIVIDEND 001254273783		124.00	\$576.72 CR
22 Dec	Direct Credit 077669 MQG ITM DIV 001254463262		29.50	\$606.22 CR
29 Dec	Direct Debit 062934 COMMSEC SECURITI COMMSEC	576.31		\$29.91 CR
26 Feb	Transfer From RMR Trading Acc CREDIT TO ACCOUNT		1,942.00	\$1,971.91 CR
02 Mar	Direct Debit 062934 COMMSEC SECURITI COMMSEC	1,941.95		\$29.96 CR
17 Mar	Direct Credit 000226 LLC DIST 21REC/00846722		39.70	\$69.66 CR
26 Mar	Direct Credit 458106 COLES GROUP LTD INT21/01184630		52.80	\$122.46 CR





Date	Transaction	Debit	Credit	Balance
31 Mar	Direct Credit 362548 WESFARMERS LTD INT21/01110912		316.80	\$439.26 CR
20 Apr	Direct Credit 302169 NEC ITM DIV 001259265365		50.00	\$489.26 CR
09 Jun	2021 CLOSING BALANCE			\$489.26 CR

Opening balance	-	Total debits	+	Total credits	=	Closing balance
\$105.22 CR		\$2,518.26		\$2,902.30		\$489.26 CR

Your Credit Interest Rate Summary

Date	Balance	Standard Credit Interest Rate (p.a.)
09 Jun	Less than \$10,000.00	0.00%
	\$10,000.00 and over	0.05%

Note. Interest rates are effective as at the date shown but are subject to change.



Account Number 06 6117 10304124

Statement Period 10 Jun 2021 - 18 Aug 2021

Closing Balance \$88.81 CR

Enquiries 13 1998
 (24 hours a day, 7 days a week)

049

RM RESOURCES SUPERANNUATION FUND
 PO BOX 445
 NORTH PERTH PB WA 6906

Direct Investment Account

If this account has an attached overdraft limit or facility and we send you a statement every 4 or 6 months, we will update your statement preference to every 3 months as part of changes made to the new Banking Code of Practice from 1 July 2019.

The Commonwealth Direct Investment Account is the preferred cash account for SMSF customers. You will receive discounted brokerage when you link your CDIA to a CommSec Trading Account, and enjoy the convenience of managing your investments through NetBank and the CommBank app.

Name: ROBERT ANDREW MUIR AND KATTIE JANE MUIR
 AS TRUSTEES FOR RM RESOURCES SUPERANNUATION FUND

Note: Have you checked your statement today? It's easy to find out more information about each of your transactions by logging on to the CommBank App or NetBank. Should you have any questions on fees or see an error please contact us on the details above. Cheque proceeds are available when cleared.


The date of transactions shown here may be different on your other transaction lists (for example, the transaction list that appears on the CommBank app).

Date	Transaction	Debit	Credit	Balance
10 Jun	2021 OPENING BALANCE			\$489.26 CR
25 Jun	Direct Credit 250556 WBC DIVIDEND 001260854602		232.00	\$721.26 CR
01 Jul	Direct Credit 397204 ANZ DIVIDEND A071/00739371		455.00	\$1,176.26 CR
02 Jul	Direct Credit 531543 NAB INTERIM DIV DV221/01173994		240.00	\$1,416.26 CR
02 Jul	Direct Credit 077669 MQG FNL DIV 001261069751		72.50	\$1,488.76 CR
22 Jul	Direct Debit 062934 COMMSEC SECURITI COMMSEC	1,399.95		\$88.81 CR
18 Aug	2021 CLOSING BALANCE			\$88.81 CR

Opening balance	-	Total debits	+	Total credits	=	Closing balance
\$489.26 CR		\$1,399.95		\$999.50		\$88.81 CR



2078.6796.1.1 ZZ258R3 0303 SL.R3.S111.D230.O V06.00.33



Your Credit Interest Rate Summary

Date	Balance	Standard Credit Interest Rate (p.a.)
18 Aug	Less than \$10,000.00	0.00%
	\$10,000.00 and over	0.05%

Note. Interest rates are effective as at the date shown but are subject to change.

FL 1 12/92 Sixth Avenue

Maylands WA 6055

📍 🏠 🏡

Monitor local sales and receive updates on the value of your property.

[Track this property](#)

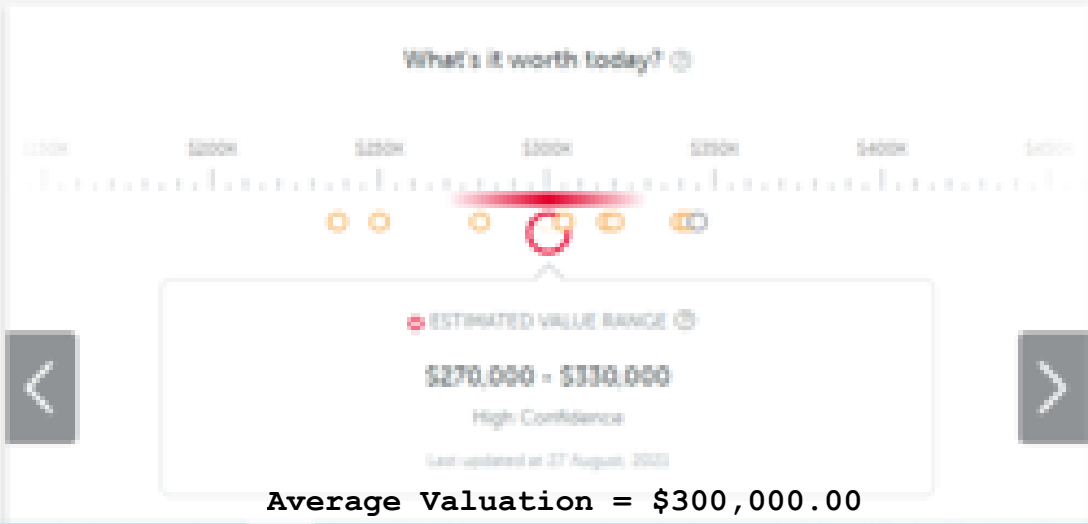
What's yours?

Next best steps for buyers

[Apply for conditional approval](#)

[View our guides](#)

[Calculate your buying power](#)



[ESTIMATED VALUE](#) | [TIMELINE](#) | [EQUITY](#) | [ABOUT](#) | [SIMILAR HOMES](#) | [MARKET TRENDS](#) | [SCHOOLS](#)



FL 1 12/92 Sixth Avenue

Monitor local sales and receive updates on the value of your property.



Income tax 551

Date generated	17/09/2021
Overdue	\$0.00
Not yet due	\$0.00
Balance	\$0.00

Transactions

5 results found - from **17 September 2019** to **17 September 2021** sorted by **processed date** ordered **newest to oldest**

Processed date	Effective date	Description	Debit (DR)	Credit (CR)	Balance
2 Aug 2021	1 Jul 2021	General interest charge			\$0.00
14 Jul 2021	31 Aug 2021	Tax return Self Man Superfund - Income Tax for the period from 01 Jul 19 to 30 Jun 20	\$1,626.71		\$0.00
8 Jul 2021	7 Jul 2021	Payment received		\$1,626.71	\$1,626.71 CR
5 Mar 2020	10 Mar 2020	EFT refund for Income Tax for the period from 01 Jul 18 to 30 Jun 19	\$5,224.76		\$0.00
5 Mar 2020	5 Mar 2020	Tax return Self Man Superfund - Income Tax for the period from 01 Jul 18 to 30 Jun 19		\$5,224.76	\$5,224.76 CR



Activity statement 001

Date generated	17/09/2021
Overdue	\$0.00
Not yet due	\$0.00
Balance	\$3,383.00 CR

Transactions

16 results found - from **17 September 2019** to **17 September 2021** sorted by **processed date** ordered **newest to oldest**

Processed date	Effective date	Description	Debit (DR)	Credit (CR)	Balance
1 Aug 2021	28 Jul 2021	Original Activity Statement for the period ending 30 Jun 21 - PAYG Instalments	\$420.00		\$3,383.00 CR
5 Jul 2021	2 Jul 2021	Payment received		\$420.00	\$3,803.00 CR
2 May 2021	28 Apr 2021	Original Activity Statement for the period ending 31 Mar 21 - PAYG Instalments	\$420.00		\$3,383.00 CR
7 Apr 2021	6 Apr 2021	Payment received		\$420.00	\$3,803.00 CR
7 Mar 2021	2 Mar 2021	Original Activity Statement for the period ending 31 Dec 20 - PAYG Instalments	\$420.00		\$3,383.00 CR
4 Jan 2021	24 Dec 2020	Payment received		\$420.00	\$3,803.00 CR
1 Nov 2020	28 Oct 2020	Original Activity Statement for the period ending 30 Sep 20 - PAYG Instalments	\$420.00		\$3,383.00 CR
6 Oct 2020	5 Oct 2020	Payment received		\$420.00	\$3,803.00 CR
2 Aug 2020	28 Jul 2020	Original Activity Statement for the period ending 30 Jun 20 - PAYG Instalments	\$398.00		\$3,383.00 CR

Processed date	Effective date	Description	Debit (DR)	Credit (CR)	Balance
7 Jul 2020	6 Jul 2020	Payment received		\$598.00	\$3,781.00 CR
10 May 2020	28 Apr 2020	Original Activity Statement for the period ending 31 Mar 20		\$0.00	\$3,183.00 CR
9 Apr 2020	8 Apr 2020	Payment received		\$560.00	\$3,183.00 CR
1 Mar 2020	28 Feb 2020	Original Activity Statement for the period ending 31 Dec 19 - PAYG Instalments	\$683.00		\$2,623.00 CR
24 Dec 2019	23 Dec 2019	Payment		\$683.00	\$3,306.00 CR
3 Nov 2019	28 Oct 2019	Original Activity Statement for the period ending 30 Sep 19 - PAYG Instalments	\$683.00		\$2,623.00 CR
2 Oct 2019	1 Oct 2019	Payment		\$683.00	\$3,306.00 CR



Agent MORA WEALTH ACCOUNTANTS
PTY LTD
Client THE TRUSTEE FOR RM
RESOURCES SUPERANNUATION
FUND
ABN 43 133 504 240

Print instalment

Account	Period	Document ID
Activity statement – 001 – THE TRUSTEE FOR RM RESOURCES SUPERANNUATION FUND	Apr 2021 – Jun 2021	40772237694

Receipt ID	Unavailable
Date lodged	28 July 2021
Payment due date	28 July 2021

Statement summary

Description	Reported Value	Owed to ATO	Owed by ATO
<i>PAYG income tax instalment</i>			
5A Owed to ATO		\$420.00	
T7 Instalment amount – Based on the notional tax \$ 1,682.24 from the 2019 assessment.	\$420.00		

Amount owing to ATO

\$420.00

BPAY®



Biller code 75556
Ref 431335042403360

Telephone and Internet Banking - BPAY®

Contact your bank or financial institution to make this payment from your cheque, savings, debit or credit card account.

For more information see www.bpay.com.au

Australia Post

Payment can be made in person at Australia Post outlets with cash, cheque or money order using the barcode below.

Payment reference number
431335042403360



*171 431335042403360

P - PRIOR YEAR

Financial statements and reports
for the year ended 30 June 2020

RM Resources Superannuation Fund

Operating Statement

Statement of Financial Position

Notes to the Financial Statements

Trustees Declaration

Statement of Taxable Income

Members Statement

Investment Summary

Market Movement

CGT Register

Investment Income

Unrealised Capital Gains

Trustee Minute / Resolution

Trial Balance

Operating Statement

For the year ended 30 June 2020

	Note	2020 \$	2019 \$
Income			
Investment Income			
Dividends Received	7	2,007	2,202
Interest Received		23	70
Property Income	8	13,360	13,000
Contribution Income			
Employer Contributions		17,083	9,732
Personal Concessional		1,001	0
Personal Non Concessional		0	225
Other Contributions		283	0
Transfers In		0	22
Total Income		<u>33,757</u>	<u>25,250</u>
Expenses			
Accountancy Fees		1,584	1,529
ATO Supervisory Levy		259	259
Auditor's Remuneration		330	330
ASIC Fees		321	316
Bank Charges		178	200
Depreciation		749	897
Property Expenses - Council Rates		1,453	1,412
Property Expenses - Strata Levy Fees		2,246	2,827
Property Expenses - Water Rates		950	779
		<u>8,069</u>	<u>8,549</u>
Investment Losses			
Changes in Market Values	9	<u>10,677</u>	<u>20,823</u>
Total Expenses		<u>18,747</u>	<u>29,372</u>
Benefits accrued as a result of operations before income tax		<u>15,011</u>	<u>(4,122)</u>
Income Tax Expense		3,131	1,656
Benefits accrued as a result of operations		<u>11,879</u>	<u>(5,778)</u>

The accompanying notes form part of these financial statements.

Refer to compilation report

RM Resources Superannuation Fund
Statement of Financial Position



As at 30 June 2020

	Note	2020 \$	2019 \$
Assets			
Investments			
Fixtures and Fittings (at written down value) - Unitised	2	3,834	4,583
Real Estate Properties (Australian - Residential)	3	280,000	280,000
Shares in Listed Companies (Australian)	4	71,107	43,746
Units in Listed Unit Trusts (Australian)	5	3,711	0
Total Investments		<u>358,652</u>	<u>328,329</u>
Other Assets			
Sundry Debtors		3,183	243
ANZ Business Advantage Account 3794-25264		2,506	2,943
ANZ Business Online Saver 3794-25758		7,092	20,369
CBA Direct Investment Acc		48	1,804
Reinvestment Residual Account		16	0
Bond		1,000	0
ASIC Account		321	0
Income Tax Refundable		0	5,484
Total Other Assets		<u>14,166</u>	<u>30,843</u>
Total Assets		<u>372,818</u>	<u>359,172</u>
Less:			
Liabilities			
Income Tax Payable		1,368	0
PAYG Payable		398	0
Total Liabilities		<u>1,766</u>	<u>0</u>
Net assets available to pay benefits		<u>371,052</u>	<u>359,172</u>
Represented by:			
Liability for accrued benefits allocated to members' accounts			
Muir, Robert Andrew - Accumulation		261,381	260,540
Muir, Kattie Jane - Accumulation		65,668	55,687
Muir, Amber - Accumulation		162	163
Muir, Jake - Accumulation		43,841	42,782
Total Liability for accrued benefits allocated to members' accounts		<u>371,052</u>	<u>359,172</u>

The accompanying notes form part of these financial statements.

Refer to compilation report

RM Resources Superannuation Fund

Notes to the Financial Statements

For the year ended 30 June 2020



Note 1: Summary of Significant Accounting Policies

The trustees have prepared the financial statements on the basis that the Superannuation Fund is a non-reporting entity because there are no users dependent on general purpose financial statements. The financial statements are therefore special purpose financial statements that have been prepared in order to meet the requirements of the Superannuation Industry (Supervision) Act 1993 and associated Regulations, the trust deed of the Fund and the needs of members.

The financial statements have been prepared on a cash basis and are based on historical costs, except for investments which have been measured at market value.

The following significant accounting policies, which are consistent with the policies applied in the previous period unless otherwise stated, have been adopted in the preparation of the financial statements.

The financial statements were authorised for issue by the Director(s).

a. Measurement of Investments

The Fund initially recognises:

- (i) an investment when it controls the future economic benefits expected to flow from the asset. For financial assets, the trade date is considered to be the date on which control of the future economic benefits attributable to the asset passes to the Fund; and
- (ii) a financial liability on the date it becomes a party to the contractual provisions of the instrument.

Investments of the Fund have been measured at market value, which refers to the amount that a willing buyer could reasonably be expected to pay to acquire an asset from a willing seller if the following assumptions were made:

- that the buyer and the seller deal with each other at arm's length in relation to the sale;
- that the sale occurred after proper marketing of the asset; and
- that the buyer and the seller acted knowledgeably and prudentially in relation to the sale.

Market value has been determined as follows:

- (i) shares and other securities listed on the Australian Securities Exchange by reference to the relevant market quotations at the end of the reporting period;
- (ii) units in managed funds by reference to the unit redemption price at the end of the reporting period;
- (iii) fixed-interest securities by reference to the redemption price at the end of the reporting period;
- (iv) unlisted investments are stated at trustees' assessment based on estimated market value at balance date or where necessary, an external valuer's opinion; and
- (v) investment properties at the trustees' assessment of the market value or where necessary a qualified independent valuer's opinion at the end of reporting period.

Financial liabilities, such as trade creditors and other payables, are measured at the gross value of the outstanding balance at the end of the reporting period. The trustees have determined that the gross values of the Fund's financial liabilities is equivalent to their market values. Any remeasurement changes in the gross values of non-current financial liabilities (including liabilities for members' accrued benefits) are recognised in the operating statement in the periods in which they occur.

b. Cash and Cash Equivalents

Cash and cash equivalents include cash on hand and at call, deposits with banks and short-term, highly liquid investments that are readily convertible to cash and subject to an insignificant risk of change in value.

c. Revenue

Revenue is recognised to the extent that it is probable that the economic benefits will flow to the Fund and the revenue can be reliably measured. Revenue is recognised at the fair value of the consideration received or receivable.

RM Resources Superannuation Fund

Notes to the Financial Statements

For the year ended 30 June 2020



Interest revenue

Interest revenue is recognised in respect of fixed-interest securities, and cash and cash equivalent balances. Interest revenue is recognised upon receipt.

Dividend revenue

Dividend revenue is recognised when the dividend has been paid or, in the case of dividend reinvestment schemes, when the dividend is credited to the benefit of the fund.

Rental revenue

Rental revenue arising from operating leases on investment properties is recognised upon receipt.

Distribution revenue

Distributions from unit trusts and managed funds are recognised as at the date the unit value is quoted ex-distribution and if not received at the end of the reporting period, are reflected in the statement of financial position as a receivable at market value.

Remeasurement changes in market values

Remeasurement changes in the market values of assets are recognised as income and determined as the difference between the market value at year-end or consideration received (if sold during the year) and the market value as at the prior year-end or cost (if acquired during the period).

Contributions

Contributions and transfers in are recognised when the control and the benefits from the revenue have been attained and are recorded by the Fund, gross of any taxes, in the period to which they relate.

d. Liability for Accrued Benefits

The liability for accrued benefits represents the Fund's present obligation to pay benefits to members and beneficiaries, and has been calculated as the difference between the carrying amount of the assets and the carrying amount of the other payables and income tax liabilities as at the end of the reporting period.

e. Critical Accounting Estimates and Judgements

The preparation of financial statements requires the trustees to make judgements, estimates and assumptions that affect the application of accounting policies and the reported amounts of assets and liabilities, income and expenses. Actual results may differ from these estimates.

Estimates and underlying assumptions are reviewed on an ongoing basis. Revisions to accounting estimates are recognised in the period in which the estimate is revised and in any future period affected.

Note 2: Fixtures and Fittings (at written down value) - Unitised

	2020 \$	2019 \$
Rangehood & oven	219	274
Airconditioner	750	938
Kitchen cabinets	2,865	3,371
	3,834	4,583

Note 3: Real Estate Properties (Australian - Residential)

2020	2019
------	------

RM Resources Superannuation Fund
Notes to the Financial Statements

For the year ended 30 June 2020



	\$	\$
12/92 Sixth Avenue Maylands	280,000	280,000
	280,000	280,000

Note 4: Shares in Listed Companies (Australian)

	2020	2019
	\$	\$
AMP Limited	12,688	7,611
Australia And New Zealand Banking Group Limited	12,116	14,105
Coles Group Limited.	2,747	2,136
Macquarie Group Limited	3,558	1,129
National Australia Bank Limited	7,288	5,344
Nine Entertainment Co. Holdings Limited	1,380	0
Westpac Banking Corporation	7,180	0
Wesfarmers Limited	16,139	5,786
Woodside Petroleum Ltd	8,010	7,636
	71,106	43,747

Note 5: Units in Listed Unit Trusts (Australian)

	2020	2019
	\$	\$
Lendlease Group	3,711	0
	3,711	0

Note 6: Banks and Term Deposits

	2020	2019
	\$	\$
Banks		
ANZ Business Advantage Account 3794-25264	2,506	2,943
ANZ Business Online Saver 3794-25758	7,092	20,369
CBA Direct Investment Acc	48	1,804
	9,646	25,116

Note 7: Dividends

2020	2019
\$	\$

RM Resources Superannuation Fund
Notes to the Financial Statements

For the year ended 30 June 2020



AMP Limited	0	89
Australia And New Zealand Banking Group Limited	920	704
Coles Group Limited.	105	0
Macquarie Group Limited	42	37
National Australia Bank Limited	332	396
Telstra Corporation Limited	0	44
Wesfarmers Limited	320	512
Woodside Petroleum Ltd	289	420
	2,008	2,202

Note 8: Rental Income

	2020	2019
	\$	\$
12/92 Sixth Avenue Maylands	13,360	13,000
	13,360	13,000

Note 9: Changes in Market Values

Unrealised Movements in Market Value

	2020	2019
	\$	\$
Real Estate Properties (Australian - Residential)		
12/92 Sixth Avenue Maylands	0	(20,000)
	0	(20,000)
Shares in Listed Companies (Australian)		
AMP Limited	(498)	(1,161)
Australia And New Zealand Banking Group Limited	(5,918)	(15)
Coles Group Limited.	611	(2,598)
Macquarie Group Limited	406	16
National Australia Bank Limited	(2,976)	(138)
Nine Entertainment Co. Holdings Limited	40	0
Telstra Corporation Limited.	0	242
Wesfarmers Limited	2,709	2,622
Westpac Banking Corporation	(800)	0
Woodside Petroleum Ltd	(3,083)	189

RM Resources Superannuation Fund
Notes to the Financial Statements

For the year ended 30 June 2020



	(9,508)	(843)
Units in Listed Unit Trusts (Australian)		
Lendlease Group	(1,169)	0
	(1,169)	0
Total Unrealised Movement	(10,677)	(20,843)
 Realised Movements in Market Value		
	2020	2019
	\$	\$
Shares in Listed Companies (Australian)		
Seven West Media Limited	0	20
	0	20
Total Realised Movement	0	20
 Changes in Market Values	(10,677)	(20,823)

RM Resources Superannuation Fund
Rm Resources Superannuation Pty Ltd ACN: 155068063
Trustees Declaration

The directors of the trustee company have determined that the fund is not a reporting entity and that the special purpose financial statements should be prepared in accordance with the accounting policies described in Note 1 to the financial statements.

The directors of the trustee company declare that:

- (i) the financial statements and notes to the financial statements for the year ended 30 June 2020 present fairly, in all material respects, the financial position of the superannuation fund at 30 June 2020 and the results of its operations for the year ended on that date in accordance with the accounting policies described in Note 1 to the financial statements;
- (ii) the financial statements and notes to the financial statements have been prepared in accordance with the requirements of the trust deed; and
- (iii) the operation of the superannuation fund has been carried out in accordance with its trust deed and in compliance with the requirements of the Superannuation Industry (Supervision) Act 1993 and associated Regulations during the year ended 30 June 2020.

Specifically, the directors of the trustee company declare that:

- in accordance with s120 of the Superannuation Industry (Supervision) Act 1993, no individual trustee has been or is a disqualified person;
- the fund has satisfactory title to all assets, all assets are unencumbered and free from charge as prescribed by s50 of the Superannuation Industry (Supervision) Act 1993 and reg13.14 of the Superannuation Industry (Supervision) Act 1994; and
- to the knowledge of the directors of the trustee company, there have been no events or transactions subsequent to the balance date which could have a material impact on the fund. Where such events have occurred, the effect of such events has been accounted and noted in the fund's financial statements.

Signed in accordance with a resolution of the directors of the trustee company by:

.....
Robert Andrew Muir
Rm Resources Superannuation Pty Ltd
Director

.....
Kattie Jane Muir
Rm Resources Superannuation Pty Ltd
Director

.....
Jake Muir
Rm Resources Superannuation Pty Ltd
Director

Dated this day of

RM Resources Superannuation Fund
Statement of Taxable Income



For the year ended 30 June 2020

	2020
	\$
Benefits accrued as a result of operations	15,011.00
Less	
Non Taxable Contributions	283.00
	<u>283.00</u>
Add	
Decrease in MV of investments	10,677.00
Franking Credits	786.00
TFN Credits - Dividends	13.00
	<u>11,476.00</u>
SMSF Annual Return Rounding	(2.00)
	<u>26,202.00</u>
Taxable Income or Loss	26,202.00
Income Tax on Taxable Income or Loss	3,930.30
Less	
Franking Credits	785.59
	<u>3,144.71</u>
TAX PAYABLE	3,144.71
Less	
TFN Credits	13.00
	<u>3,131.71</u>
CURRENT TAX OR REFUND	3,131.71
Supervisory Levy	259.00
Income Tax Instalments Paid	(1,764.00)
	<u>1,626.71</u>
AMOUNT DUE OR REFUNDABLE	1,626.71

RM Resources Superannuation Fund Members Statement



Robert Andrew Muir
PO Box 445
North Perth, Western Australia, 6906, Australia

Your Details

Date of Birth : Provided
Age: 70
Tax File Number: Provided
Date Joined Fund: 31/08/2006
Service Period Start Date:
Date Left Fund:
Member Code: MUIROB00002A
Account Start Date 31/08/2006
Account Phase: Accumulation Phase
Account Description: Accumulation

Nominated Beneficiaries N/A
Vested Benefits 261,381
Total Death Benefit 261,381
Current Salary 0
Previous Salary 0
Disability Benefit 0

Your Balance

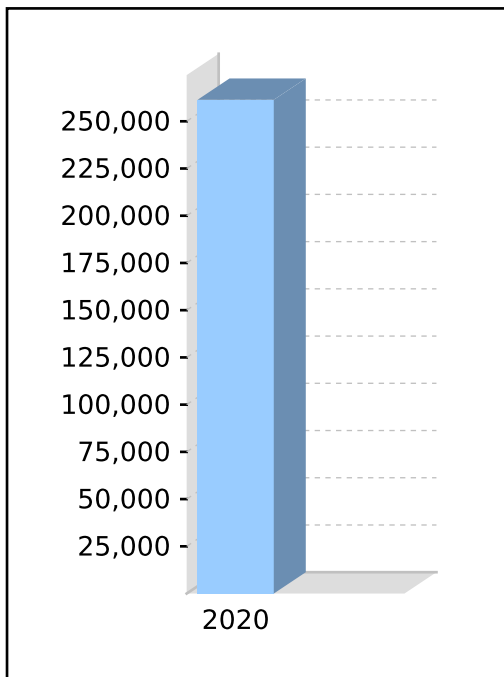
Total Benefits 261,381

Preservation Components

Preserved 188,582
Unrestricted Non Preserved 72,799
Restricted Non Preserved

Tax Components

Tax Free 3,042
Taxable 258,338
Investment Earnings Rate -1%



Your Detailed Account Summary

	This Year
Opening balance at 01/07/2019	260,539
<u>Increases to Member account during the period</u>	
Employer Contributions	4,172
Personal Contributions (Concessional)	
Personal Contributions (Non Concessional)	
Government Co-Contributions	
Other Contributions	
Proceeds of Insurance Policies	
Transfers In	
Net Earnings	(1,832)
Internal Transfer In	
<u>Decreases to Member account during the period</u>	
Pensions Paid	
Contributions Tax	626
Income Tax	872
No TFN Excess Contributions Tax	
Excess Contributions Tax	
Refund Excess Contributions	
Division 293 Tax	
Insurance Policy Premiums Paid	
Management Fees	
Member Expenses	
Benefits Paid/Transfers Out	
Superannuation Surcharge Tax	
Internal Transfer Out	
Closing balance at 30/06/2020	261,381

RM Resources Superannuation Fund Members Statement



Kattie Jane Muir
Unit 9 36 Mephan Street
Maylands, Western Australia, 6051, Australia

Your Details

Date of Birth :	Provided	Nominated Beneficiaries	N/A
Age:	32	Vested Benefits	65,668
Tax File Number:	Provided	Total Death Benefit	65,668
Date Joined Fund:	31/08/2006	Current Salary	0
Service Period Start Date:		Previous Salary	0
Date Left Fund:		Disability Benefit	0
Member Code:	MUIKAT00002A		
Account Start Date	31/08/2006		
Account Phase:	Accumulation Phase		
Account Description:	Accumulation		

Your Balance

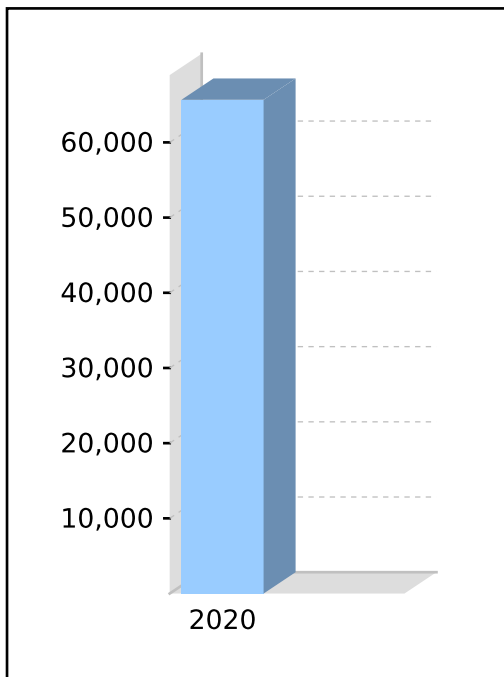
Total Benefits 65,668

Preservation Components

Preserved 65,668
Unrestricted Non Preserved
Restricted Non Preserved

Tax Components

Tax Free
Taxable 65,668
Investment Earnings Rate -1%



Your Detailed Account Summary

	This Year
Opening balance at 01/07/2019	55,687
<u>Increases to Member account during the period</u>	
Employer Contributions	12,475
Personal Contributions (Concessional)	
Personal Contributions (Non Concessional)	
Government Co-Contributions	
Other Contributions	
Proceeds of Insurance Policies	
Transfers In	
Net Earnings	(422)
Internal Transfer In	
<u>Decreases to Member account during the period</u>	
Pensions Paid	
Contributions Tax	1,871
Income Tax	201
No TFN Excess Contributions Tax	
Excess Contributions Tax	
Refund Excess Contributions	
Division 293 Tax	
Insurance Policy Premiums Paid	
Management Fees	
Member Expenses	
Benefits Paid/Transfers Out	
Superannuation Surcharge Tax	
Internal Transfer Out	
Closing balance at 30/06/2020	65,668

RM Resources Superannuation Fund Members Statement



Amber Muir
PO Box 445
North Perth, Western Australia, 6906, Australia

Your Details

Date of Birth : Provided
Age: 27
Tax File Number: Provided
Date Joined Fund: 26/01/2012
Service Period Start Date:
Date Left Fund:
Member Code: MUIAMB00002A
Account Start Date 26/01/2012
Account Phase: Accumulation Phase
Account Description: Accumulation

Nominated Beneficiaries N/A
Vested Benefits 162
Total Death Benefit 162
Current Salary 0
Previous Salary 0
Disability Benefit 0

Your Balance

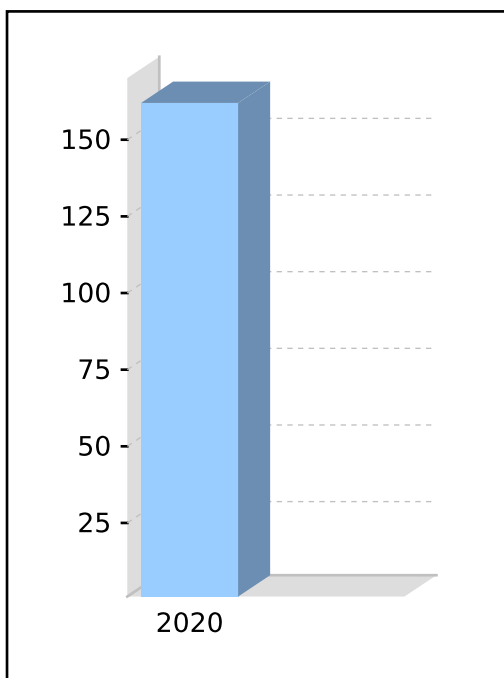
Total Benefits 162

Preservation Components

Preserved 162
Unrestricted Non Preserved
Restricted Non Preserved

Tax Components

Tax Free
Taxable 162
Investment Earnings Rate -1%



Your Detailed Account Summary

	This Year
Opening balance at 01/07/2019	163
<u>Increases to Member account during the period</u>	
Employer Contributions	
Personal Contributions (Concessional)	
Personal Contributions (Non Concessional)	
Government Co-Contributions	
Other Contributions	
Proceeds of Insurance Policies	
Transfers In	
Net Earnings	(1)
Internal Transfer In	
<u>Decreases to Member account during the period</u>	
Pensions Paid	
Contributions Tax	
Income Tax	
No TFN Excess Contributions Tax	
Excess Contributions Tax	
Refund Excess Contributions	
Division 293 Tax	
Insurance Policy Premiums Paid	
Management Fees	
Member Expenses	
Benefits Paid/Transfers Out	
Superannuation Surcharge Tax	
Internal Transfer Out	
Closing balance at 30/06/2020	162

RM Resources Superannuation Fund Members Statement



Jake Muir
PO Box 445
North Perth, Western Australia, 6906, Australia

Your Details

Date of Birth :	Provided	Nominated Beneficiaries	N/A
Age:	30	Vested Benefits	43,841
Tax File Number:	Provided	Total Death Benefit	43,841
Date Joined Fund:	26/01/2012	Current Salary	0
Service Period Start Date:		Previous Salary	0
Date Left Fund:		Disability Benefit	0
Member Code:	MUIJAK00002A		
Account Start Date	26/01/2012		
Account Phase:	Accumulation Phase		
Account Description:	Accumulation		

Your Balance

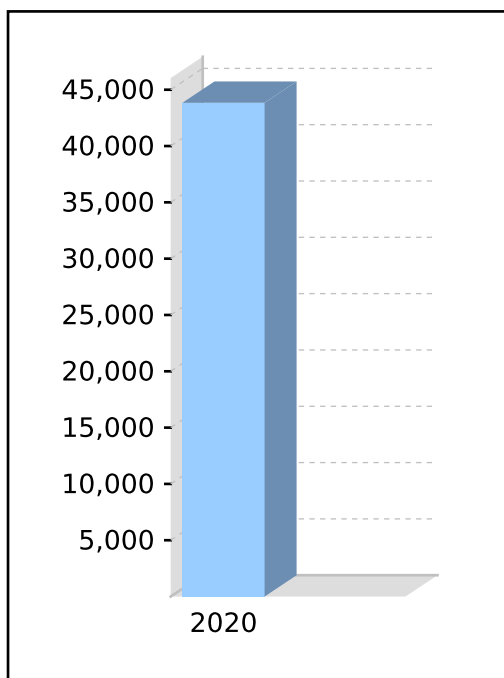
Total Benefits 43,841

Preservation Components

Preserved 43,841
Unrestricted Non Preserved
Restricted Non Preserved

Tax Components

Tax Free 6,078
Taxable 37,762
Investment Earnings Rate -1%



Your Detailed Account Summary

	This Year
Opening balance at 01/07/2019	42,782
<u>Increases to Member account during the period</u>	
Employer Contributions	435
Personal Contributions (Concessional)	1,001
Personal Contributions (Non Concessional)	
Government Co-Contributions	
Other Contributions	283
Proceeds of Insurance Policies	
Transfers In	
Net Earnings	(301)
Internal Transfer In	
<u>Decreases to Member account during the period</u>	
Pensions Paid	
Contributions Tax	215
Income Tax	144
No TFN Excess Contributions Tax	
Excess Contributions Tax	
Refund Excess Contributions	
Division 293 Tax	
Insurance Policy Premiums Paid	
Management Fees	
Member Expenses	
Benefits Paid/Transfers Out	
Superannuation Surcharge Tax	
Internal Transfer Out	
Closing balance at 30/06/2020	43,841

RM Resources Superannuation Fund Investment Summary Report



As at 30 June 2020

Investment	Units	Market Price	Market Value	Average Cost	Accounting Cost	Unrealised Gain/(Loss)	Gain/(Loss)%	Portfolio Weight%
Cash/Bank Accounts								
ANZ Business Advantage Account 3794-25264		2,506.330000	2,506.33	2,506.33	2,506.33			0.69 %
ANZ Business Online Saver 3794-25758		7,091.650000	7,091.65	7,091.65	7,091.65			1.95 %
CBA Direct Investment Acc		47.720000	47.72	47.72	47.72			0.01 %
			9,645.70		9,645.70		0.00 %	2.65 %
Fixtures and Fittings (at written down value) - Unitised								
MUIRR040-002 Airconditioner	1.00	0.000000	0.00	2,836.00	2,836.00	(2,836.00)	(100.00) %	0.00 %
MUIRR040-003 Kitchen cabinets	1.00	0.000000	0.00	7,500.00	7,500.00	(7,500.00)	(100.00) %	0.00 %
MUIRR040-001 Rangehood & oven	1.00	0.000000	0.00	861.00	861.00	(861.00)	(100.00) %	0.00 %
			0.00		11,197.00	(11,197.00)	(100.00) %	0.00 %
Preliminary Expense								
MUIRR041_1 12/92 Sixth Ave Borrowing 2/92SIXTHA Costs	1.00	0.000000	0.00	2,399.00	2,399.00	(2,399.00)	(100.00) %	0.00 %
			0.00		2,399.00	(2,399.00)	(100.00) %	0.00 %
Real Estate Properties (Australian - Residential)								
MUIRPROP 12/92 Sixth Avenue Maylands	3.00	93,333.330000	279,999.99	108,994.17	326,982.52	(46,982.53)	(14.37) %	76.83 %
			279,999.99		326,982.52	(46,982.53)	(14.37) %	76.83 %
Shares in Listed Companies (Australian)								
AMP.AX AMP Limited	6,840.00	1.855000	12,688.20	2.17	14,870.20	(2,182.00)	(14.67) %	3.48 %
ANZ.AX Australia And New Zealand Banking Group Limited	650.00	18.640000	12,116.00	27.58	17,929.70	(5,813.70)	(32.42) %	3.32 %
COL.AX Coles Group Limited.	160.00	17.170000	2,747.20	29.59	4,734.42	(1,987.22)	(41.97) %	0.75 %
MQG.AX Macquarie Group Limited	30.00	118.600000	3,558.00	96.65	2,899.50	658.50	22.71 %	0.98 %
NAB.AX National Australia Bank Limited	400.00	18.220000	7,288.00	26.95	10,779.95	(3,491.95)	(32.39) %	2.00 %
NEC.AX Nine Entertainment Co. Holdings Limited	1,000.00	1.380000	1,380.00	1.34	1,339.95	40.05	2.99 %	0.38 %
WES.AX Wesfarmers Limited	360.00	44.830000	16,138.80	26.58	9,569.23	6,569.57	68.65 %	4.43 %

RM Resources Superannuation Fund Investment Summary Report



As at 30 June 2020

Investment	Units	Market Price	Market Value	Average Cost	Accounting Cost	Unrealised Gain/(Loss)	Gain/(Loss)%	Portfolio Weight%
WBC.AX Westpac Banking Corporation	400.00	17.950000	7,180.00	19.95	7,979.90	(799.90)	(10.02) %	1.97 %
WPL.AX Woodside Petroleum Ltd	370.00	21.650000	8,010.50	25.91	9,588.07	(1,577.57)	(16.45) %	2.20 %
			71,106.70		79,690.92	(8,584.22)	(10.77) %	19.51 %
Units in Listed Unit Trusts (Australian)								
LLC.AX Lendlease Group	300.00	12.370000	3,711.00	16.27	4,879.95	(1,168.95)	(23.95) %	1.02 %
			3,711.00		4,879.95	(1,168.95)	(23.95) %	1.02 %
			364,463.39		434,795.09	(70,331.70)	(16.18) %	100.00 %

RM Resources Superannuation Fund Market Movement Report



As at 30 June 2020

Investment	Date	Description	Unrealised				Realised			Total
			Units	Accounting Cost Movement	Market Movement	Depreciation	Balance	Consideration	Accounting Cost Base	
AMP.AX - AMP Limited										
	01/07/2019	Opening Balance	3,590.00	0.00	0.00	0.00	7,610.80	0.00	0.00	0.00
	24/07/2019	Purchase	2,000.00	3,579.95	0.00	0.00	11,190.75	0.00	0.00	0.00
	10/03/2020	Purchase	1,250.00	1,994.95	0.00	0.00	13,185.70	0.00	0.00	0.00
	30/06/2020	Revaluation	0.00	0.00	(497.50)	0.00	12,688.20	0.00	0.00	0.00
	30/06/2020		6,840.00	5,574.90	(497.50)	0.00	12,688.20	0.00	0.00	0.00
ANZ.AX - Australia And New Zealand Banking Group Limited										
	01/07/2019	Opening Balance	500.00	0.00	0.00	0.00	14,105.00	0.00	0.00	0.00
	11/11/2019	Purchase	150.00	3,928.95	0.00	0.00	18,033.95	0.00	0.00	0.00
	30/06/2020	Revaluation	0.00	0.00	(5,917.95)	0.00	12,116.00	0.00	0.00	0.00
	30/06/2020		650.00	3,928.95	(5,917.95)	0.00	12,116.00	0.00	0.00	0.00
COL.AX - Coles Group Limited.										
	01/07/2019	Opening Balance	160.00	0.00	0.00	0.00	2,136.00	0.00	0.00	0.00
	30/06/2020	Revaluation	0.00	0.00	611.20	0.00	2,747.20	0.00	0.00	0.00
	30/06/2020		160.00	0.00	611.20	0.00	2,747.20	0.00	0.00	0.00
LLC.AX1 - Lendlease Group										
	11/03/2020	Purchase	300.00	4,879.95	0.00	0.00	4,879.95	0.00	0.00	0.00
	30/06/2020	Revaluation	0.00	0.00	(1,168.95)	0.00	3,711.00	0.00	0.00	0.00
	30/06/2020		300.00	4,879.95	(1,168.95)	0.00	3,711.00	0.00	0.00	0.00
MQG.AX - Macquarie Group Limited										
	01/07/2019	Opening Balance	9.00	0.00	0.00	0.00	1,128.51	0.00	0.00	0.00
	19/03/2020	Purchase	15.00	1,494.15	0.00	0.00	2,622.66	0.00	0.00	0.00
	06/04/2020	Purchase	6.00	529.00	0.00	0.00	3,151.66	0.00	0.00	0.00
	30/06/2020	Revaluation	0.00	0.00	406.34	0.00	3,558.00	0.00	0.00	0.00
	30/06/2020		30.00	2,023.15	406.34	0.00	3,558.00	0.00	0.00	0.00
MUIRPROP - 12/92 Sixth Avenue Maylands										
	01/07/2019	Opening Balance	3.00	0.00	0.00	0.00	279,999.99	0.00	0.00	0.00
	30/06/2020	Revaluation	0.00	0.00	560,000.01	0.00	840,000.00	0.00	0.00	0.00
	30/06/2020	Revaluation	0.00	0.00	(560,000.01)	0.00	279,999.99	0.00	0.00	0.00
	30/06/2020		3.00	0.00	0.00	0.00	279,999.99	0.00	0.00	0.00

RM Resources Superannuation Fund

Market Movement Report



As at 30 June 2020

Investment	Date	Description	Unrealised				Realised			Total
			Units	Accounting Cost Movement	Market Movement	Depreciation	Balance	Consideration	Accounting Cost Base	
MUIRR040-001 - Rangehood & oven										
	01/07/2019	Opening Balance	1.00	0.00	0.00	0.00	274.00	0.00	0.00	0.00
	30/06/2020	Revaluation	0.00	0.00	(55.00)	0.00	219.00	0.00	0.00	0.00
	30/06/2020		1.00	0.00	(55.00)	0.00	219.00	0.00	0.00	0.00
MUIRR040-002 - Airconditioner										
	01/07/2019	Opening Balance	1.00	0.00	0.00	0.00	938.00	0.00	0.00	0.00
	30/06/2020	Revaluation	0.00	0.00	(188.00)	0.00	750.00	0.00	0.00	0.00
	30/06/2020		1.00	0.00	(188.00)	0.00	750.00	0.00	0.00	0.00
MUIRR040-003 - Kitchen cabinets										
	01/07/2019	Opening Balance	1.00	0.00	0.00	0.00	3,371.00	0.00	0.00	0.00
	30/06/2020	Revaluation	0.00	0.00	(506.00)	0.00	2,865.00	0.00	0.00	0.00
	30/06/2020		1.00	0.00	(506.00)	0.00	2,865.00	0.00	0.00	0.00
MUIRR041_12/92SIXTHA - 12/92 Sixth Ave Borrowing Costs										
	01/07/2019	Opening Balance	1.00	0.00	0.00	0.00	0.00	0.00	0.00	0.00
	30/06/2020		1.00	0.00	0.00	0.00	0.00	0.00	0.00	0.00
NAB.AX - National Australia Bank Limited										
	01/07/2019	Opening Balance	200.00	0.00	0.00	0.00	5,344.00	0.00	0.00	0.00
	04/03/2020	Purchase	200.00	4,919.95	0.00	0.00	10,263.95	0.00	0.00	0.00
	30/06/2020	Revaluation	0.00	0.00	(2,975.95)	0.00	7,288.00	0.00	0.00	0.00
	30/06/2020		400.00	4,919.95	(2,975.95)	0.00	7,288.00	0.00	0.00	0.00
NEC.AX - Nine Entertainment Co. Holdings Limited										
	13/03/2020	Purchase	1,000.00	1,339.95	0.00	0.00	1,339.95	0.00	0.00	0.00
	30/06/2020	Revaluation	0.00	0.00	40.05	0.00	1,380.00	0.00	0.00	0.00
	30/06/2020		1,000.00	1,339.95	40.05	0.00	1,380.00	0.00	0.00	0.00
WBC.AX - Westpac Banking Corporation										
	06/01/2020	Purchase	200.00	4,839.95	0.00	0.00	4,839.95	0.00	0.00	0.00
	25/03/2020	Purchase	200.00	3,139.95	0.00	0.00	7,979.90	0.00	0.00	0.00
	30/06/2020	Revaluation	0.00	0.00	(799.90)	0.00	7,180.00	0.00	0.00	0.00
	30/06/2020		400.00	7,979.90	(799.90)	0.00	7,180.00	0.00	0.00	0.00

RM Resources Superannuation Fund Market Movement Report



As at 30 June 2020

Investment	Date	Description	Unrealised				Realised			Total	
			Units	Accounting Cost Movement	Market Movement	Depreciation	Balance	Consideration	Accounting Cost Base		Accounting Profit/(loss)
WES.AX - Wesfarmers Limited											
	01/07/2019	Opening Balance	160.00	0.00	0.00	0.00	5,785.60	0.00	0.00	0.00	
	08/11/2019	Purchase	100.00	4,022.95	0.00	0.00	9,808.55	0.00	0.00	0.00	
	12/03/2020	Purchase	100.00	3,620.95	0.00	0.00	13,429.50	0.00	0.00	0.00	
	30/06/2020	Revaluation	0.00	0.00	2,709.30	0.00	16,138.80	0.00	0.00	0.00	
	30/06/2020		360.00	7,643.90	2,709.30	0.00	16,138.80	0.00	0.00	0.00	
WPL.AX - Woodside Petroleum Ltd											
	01/07/2019	Opening Balance	210.00	0.00	0.00	0.00	7,635.60	0.00	0.00	0.00	
	20/09/2019	Purchase	3.00	94.03	0.00	0.00	7,729.63	0.00	0.00	0.00	
	11/03/2020	Purchase	150.00	3,184.95	0.00	0.00	10,914.58	0.00	0.00	0.00	
	20/03/2020	Purchase	7.00	179.29	0.00	0.00	11,093.87	0.00	0.00	0.00	
	30/06/2020	Revaluation	0.00	0.00	(3,083.37)	0.00	8,010.50	0.00	0.00	0.00	
	30/06/2020		370.00	3,458.27	(3,083.37)	0.00	8,010.50	0.00	0.00	0.00	
Total Market Movement					(11,425.73)					0.00	(11,425.73)

RM Resources Superannuation Fund Investment Income Report



As at 30 June 2020

Investment	Total Income	Franked	Unfranked	Interest/ Other	Franking Credits	Foreign Income	Foreign Credits * 1	Assessable Income	TFN Credits	Other Deductions	Distributed Capital Gains	Non-Assessable Payments
								(Excl. Capital Gains) * 2				
Bank Accounts												
ANZ Business Online Saver 3794-25758	22.49			22.49	0.00	0.00	0.00	22.49			0.00	0.00
CBA Direct Investment Acc	0.42			0.42	0.00	0.00	0.00	0.42			0.00	0.00
	22.91			22.91	0.00	0.00	0.00	22.91			0.00	0.00
Real Estate Properties (Australian - Residential)												
MUIRPROP 12/92 Sixth Avenue Maylands	13,360.00							13,360.00				
	13,360.00							13,360.00				
Shares in Listed Companies (Australian)												
ANZ.AX Australia And New Zealand Banking Group Limited	920.00	764.00	156.00		327.43			1,247.43		0.00		
COL.AX Coles Group Limited.	104.80	104.80	0.00		44.91			149.71		0.00		
MQG.AX Macquarie Group Limited	41.90	23.58	31.32		10.11			65.01	13.00	0.00		
NAB.AX National Australia Bank Limited	332.00	332.00	0.00		142.28			474.28		0.00		
WES.AX Wesfarmers Limited	319.80	319.80	0.00		137.06			456.86		0.00		
WPL.AX Woodside Petroleum Ltd	288.87	288.87	0.00		123.80			412.67		0.00		
	2,007.37	1,833.05	187.32		785.59			2,805.96	13.00	0.00		
	15,390.28	1,833.05	187.32	22.91	785.59	0.00	0.00	16,188.87	13.00	0.00	0.00	0.00

Assessable Income (Excl. Capital Gains) **16,188.87**

Net Capital Gain **0.00**

Total Assessable Income 16,188.87

* 1 Includes foreign credits from foreign capital gains.

* 2 Assessable Income in the SMSF Annual Return will be different as capital gains and losses from disposals of assets have not been included.

For a breakdown of Distributed Capital Gains and Non-Assessable Payments refer to Distributions Reconciliation Report.

RM Resources Superannuation Fund
Unrealised Capital Gains Report



As at 30 June 2020

Investment	Units	Cost	Tax Deferred /Depreciation	CGT Cost Base	Market Value	Projected Profit /Loss	Taxable Profit Indexation	Taxable Profit Discounted	Taxable Profit Notional
Fixtures and Fittings (at written down value) - Unitised									
MUIRR040-001 - Rangehood & oven	1.00	861.00	587.00	274.00	0.0000	(274.00)	0.00	0.00	0.00
MUIRR040-002 - Airconditioner	1.00	2,836.00	1,898.00	938.00	0.0000	(938.00)	0.00	0.00	0.00
MUIRR040-003 - Kitchen cabinets	1.00	7,500.00	4,129.00	3,371.00	0.0000	(3,371.00)	0.00	0.00	0.00
		11,197.00	6,614.00	4,583.00	0.0000	(4,583.00)	0.00	0.00	0.00
Preliminary Expense									
MUIRR041_12/92SIXTHA - 12/92 Sixth Ave Borrowing Costs	1.00	2,399.00	0.00	2,399.00	0.0000	(2,399.00)	0.00	0.00	0.00
		2,399.00	0.00	2,399.00	0.0000	(2,399.00)	0.00	0.00	0.00
Real Estate Properties (Australian - Residential)									
MUIRPROP - 12/92 Sixth Avenue Maylands	3.00	326,982.52	0.00	326,982.52	279,999.9900	(46,982.53)	0.00	0.00	0.00
		326,982.52	0.00	326,982.52	279,999.9900	(46,982.53)	0.00	0.00	0.00
Shares in Listed Companies (Australian)									
AMP.AX - AMP Limited	6,840.00	14,870.20	0.00	14,870.20	12,688.2000	(2,182.00)	0.00	0.00	0.00
ANZ.AX - Australia And New Zealand Banking Group Limited	650.00	17,929.70	0.00	17,929.70	12,116.0000	(5,813.70)	0.00	0.00	0.00
COL.AX - Coles Group Limited.	160.00	4,734.42	0.00	4,734.42	2,747.2000	(1,987.22)	0.00	0.00	0.00
MQG.AX - Macquarie Group Limited	30.00	2,899.50	0.00	2,899.50	3,558.0000	658.50	0.00	127.37	0.00
NAB.AX - National Australia Bank Limited	400.00	10,779.95	0.00	10,779.95	7,288.0000	(3,491.95)	0.00	0.00	0.00
NEC.AX - Nine Entertainment Co. Holdings Limited	1,000.00	1,339.95	0.00	1,339.95	1,380.0000	40.05	0.00	0.00	0.00
WBC.AX - Westpac Banking Corporation	400.00	7,979.90	0.00	7,979.90	7,180.0000	(799.90)	0.00	0.00	0.00
WES.AX - Wesfarmers Limited	360.00	9,569.23	0.00	9,569.23	16,138.8000	6,569.57	0.00	3,498.31	0.00
WPL.AX - Woodside Petroleum Ltd	370.00	9,588.07	0.00	9,588.07	8,010.5000	(1,577.57)	0.00	0.00	0.00

RM Resources Superannuation Fund
Unrealised Capital Gains Report



As at 30 June 2020

Investment	Units	Cost	Tax Deferred /Depreciation	CGT Cost Base	Market Value	Projected Profit /Loss	Taxable Profit Indexation	Taxable Profit Discounted	Taxable Profit Notional
Shares in Listed Companies (Australian)									
		79,690.92	0.00	79,690.92	71,106.7000	(8,584.22)	0.00	3,625.68	0.00
Units in Listed Unit Trusts (Australian)									
LLC.AX1 - Lendlease Group	300.00	4,879.95	0.00	4,879.95	3,711.0000	(1,168.95)	0.00	0.00	0.00
		4,879.95	0.00	4,879.95	3,711.0000	(1,168.95)	0.00	0.00	0.00
		425,149.39	6,614.00	418,535.39	354,817.6900	(63,717.70)	0.00	3,625.68	0.00

Memorandum of Resolutions of the Director(s) of

Rm Resources Superannuation Pty Ltd ACN: 155068063

ATF RM Resources Superannuation Fund

FINANCIAL STATEMENTS OF SUPERANNUATION FUND:

It was resolved that the financial statements would be prepared as special purpose financial statements as, in the opinion of the trustee(s), the Superannuation Fund is a non-reporting entity and therefore is not required to comply with all Australian Accounting Standards.

It was further resolved that the financial statements and notes to the financial statements of the Superannuation Fund in respect of the year ended 30 June 2020 thereon be adopted.

TRUSTEE'S DECLARATION:

It was resolved that the trustee's declaration of the Superannuation Fund be signed.

ANNUAL RETURN:

Being satisfied that the Fund had complied with the requirements of the Superannuation Industry (Supervision) Act 1993 (SISA) and Regulations during the year ended 30 June 2020, it was resolved that the annual return be approved, signed and lodged with the Australian Taxation Office.

TRUST DEED:

It was resolved that the advice received from the Fund's legal adviser confirming that the fund's trust deed is consistent with all relevant superannuation and trust law.

INVESTMENT STRATEGY:

The allocation of the Fund's assets and the Fund's investment performance over the financial year were reviewed and found to be within the acceptable ranges outlined in the investment strategy. After considering the risk, rate of return, diversification and liquidity of the investments and the ability of the Fund to discharge its existing liabilities, it was resolved that the investment strategy continues to reflect the purposes and circumstances of the Fund and its members. Accordingly, no changes in the investment strategy were required.

INVESTMENT – PERSONAL USE:

It was confirmed that no investments or assets were used by the member(s) for personal purposes.

INSURANCE COVER:

The trustee(s) reviewed the current life and total and permanent disability insurance coverage on offer to the members and resolved that the current insurance arrangements were appropriate for the Fund.

ALLOCATION OF INCOME:

It was resolved that the income of the Fund would be allocated to the members based on their average daily balance (an alternative allocation basis may be percentage of opening balance).

INVESTMENT ACQUISITIONS:

It was resolved to ratify the investment acquisitions throughout the financial year ended 30 June 2020.

INVESTMENT DISPOSALS:

It was resolved to ratify the investment disposals throughout the financial year ended 30 June 2020.

AUDITORS:

It was resolved that

Anthony Boys

of

PO Box 3376, RUNDLE MALL, South Australia 5000

act as auditors of the Fund for the next financial year.

Memorandum of Resolutions of the Director(s) of

Rm Resources Superannuation Pty Ltd ACN: 155068063

ATF RM Resources Superannuation Fund

TAX AGENTS:

It was resolved that

Alex Mora

act as tax agents of the Fund for the next financial year.

TRUSTEE STATUS:

Each of the trustee(s) confirmed that they are qualified to act as trustee(s) of the Fund and that they are not disqualified persons as defined by s 120 of the SISA.

CONTRIBUTIONS RECEIVED:

It was resolved that the contributions during the year be allocated to members on the basis of the schedule provided by the principal Fund employer.

ACCEPTANCE OF ROLLOVERS:

The trustee has ensured that any rollover made to the Fund, meets the requirements of the Fund's deed and does not breach the superannuation laws in relation to:

1. making rollover between Funds; and,
2. breaching the Fund or the member investment strategy.

The trustee has reviewed the rollover and received advice that the rollover is in accordance with the Trust Deed and the rules of the Fund and the superannuation laws. As such the trustee has resolved to accept the rollover on behalf of the member.

PAYMENT OF BENEFITS:

The trustee has ensured that any payment of benefits made from the Fund, meets the requirements of the Fund's deed and does not breach the superannuation laws in relation to:

1. making payments to members; and,
2. breaching the Fund or the member investment strategy.

The trustee has reviewed the payment of the benefit and received advice that the transfer is in accordance with the Deed and the superannuation laws. As such the trustee has resolved to allow the payment of the benefits on behalf of the member.

Memorandum of Resolutions of the Director(s) of

Rm Resources Superannuation Pty Ltd ACN: 155068063

ATF RM Resources Superannuation Fund

CLOSURE:

Signed as a true record –

.....
Robert Andrew Muir
/ /

.....
Kattie Jane Muir
/ /

.....
Jake Muir
/ /

Trial Balance

As at 30 June 2020

Last Year	Code	Account Name	Units	Debits	Credits
				\$	\$
	23900	Dividends Received			
(89.00)	23900/AMP.AX	AMP Limited			
(704.00)	23900/ANZ.AX	Australia And New Zealand Banking Group Limited			920.00
	23900/COL.AX	Coles Group Limited.			104.80
(37.15)	23900/MQG.AX	Macquarie Group Limited			41.90
(396.00)	23900/NAB.AX	National Australia Bank Limited			332.00
(43.89)	23900/TLS.AX	Telstra Corporation Limited			
(512.00)	23900/WES.AX	Wesfarmers Limited			319.80
(419.70)	23900/WPL.AX	Woodside Petroleum Ltd			288.87
	24200	Contributions			
(1,887.64)	24200/MUIJAK00002A	(Contributions) Muir, Jake - Accumulation			1,719.63
(7,843.90)	24200/MUIKAT00002A	(Contributions) Muir, Kattie Jane - Accumulation			12,475.20
(224.92)	24200/MUIROB00002A	(Contributions) Muir, Robert Andrew - Accumulation			4,172.04
20,823.01	24700	Changes in Market Values of Investments		10,676.73	
	25000	Interest Received			
(1.08)	25000/620145401	ATO Interest			
(69.05)	25000/ANZ379425758	ANZ Business Online Saver 3794-25758			22.49
	25000/CBA10304124	CBA Direct Investment Acc			0.42
	28000	Property Income			
(13,000.00)	28000/MUIRPROP	12/92 Sixth Avenue Maylands			13,360.00
	28500	Transfers In			
(21.79)	28500/MUIJAK00002A	(Transfers In) Muir, Jake - Accumulation			
1,529.00	30100	Accountancy Fees		1,584.00	
259.00	30400	ATO Supervisory Levy		259.00	
330.00	30700	Auditor's Remuneration		330.00	
316.00	30800	ASIC Fees		321.00	
200.00	31500	Bank Charges		177.50	
	33400	Depreciation			
68.00	33400/MUIRR040-001	Rangehood & oven		55.00	

Trial Balance

As at 30 June 2020

Last Year	Code	Account Name	Units	Debits	Credits
				\$	\$
	234.00	33400/MUIRR040-002	Airconditioner	188.00	
	595.00	33400/MUIRR040-003	Kitchen cabinets	506.00	
		41960	Property Expenses - Council Rates		
	1,412.40	41960/MUIRPROP	12/92 Sixth Avenue Maylands	1,453.35	
		42100	Property Expenses - Strata Levy Fees		
	2,827.21	42100/MUIRPROP	12/92 Sixth Avenue Maylands	2,245.50	
		42150	Property Expenses - Water Rates		
	778.74	42150/MUIRPROP	12/92 Sixth Avenue Maylands	949.97	
	1,656.24	48500	Income Tax Expense	3,131.71	
	(5,778.48)	49000	Profit/Loss Allocation Account	11,879.39	
		50010	Opening Balance		
	(170.43)	50010/MUIAMB00002A	(Opening Balance) Muir, Amber - Accumulation		163.28
	(42,832.81)	50010/MUIJAK00002A	(Opening Balance) Muir, Jake - Accumulation		42,782.05
	(51,118.69)	50010/MUIKAT00002A	(Opening Balance) Muir, Kattie Jane - Accumulation		55,687.19
	(270,828.39)	50010/MUIROB00002A	(Opening Balance) Muir, Robert Andrew - Accumulation		260,539.32
		52420	Contributions		
	(1,887.64)	52420/MUIJAK00002A	(Contributions) Muir, Jake - Accumulation		1,719.63
	(7,843.90)	52420/MUIKAT00002A	(Contributions) Muir, Kattie Jane - Accumulation		12,475.20
	(224.92)	52420/MUIROB00002A	(Contributions) Muir, Robert Andrew - Accumulation		4,172.04
		52850	Transfers In		
	(21.79)	52850/MUIJAK00002A	(Transfers In) Muir, Jake - Accumulation		0.00
		53100	Share of Profit/(Loss)		
	6.57	53100/MUIAMB00002A	(Share of Profit/(Loss)) Muir, Amber - Accumulation	1.02	
	1,542.01	53100/MUIJAK00002A	(Share of Profit/(Loss)) Muir, Jake - Accumulation	301.75	
	1,929.81	53100/MUIKAT00002A	(Share of Profit/(Loss)) Muir, Kattie Jane - Accumulation	422.19	
	9,667.44	53100/MUIROB00002A	(Share of Profit/(Loss)) Muir, Robert Andrew - Accumulation	1,832.22	
		53330	Income Tax		
	0.58	53330/MUIAMB00002A	(Income Tax) Muir, Amber - Accumulation	0.49	

Trial Balance

As at 30 June 2020

Last Year	Code	Account Name	Units	Debits \$	Credits \$
135.03	53330/MUIJAK00002A	(Income Tax) Muir, Jake - Accumulation		143.69	
168.99	53330/MUIKAT00002A	(Income Tax) Muir, Kattie Jane - Accumulation		201.04	
846.55	53330/MUIROB00002A	(Income Tax) Muir, Robert Andrew - Accumulation		872.47	
	53800	Contributions Tax			
283.15	53800/MUIJAK00002A	(Contributions Tax) Muir, Jake - Accumulation		215.47	
1,176.60	53800/MUIKAT00002A	(Contributions Tax) Muir, Kattie Jane - Accumulation		1,871.32	
0.00	53800/MUIROB00002A	(Contributions Tax) Muir, Robert Andrew - Accumulation		625.82	
	60400	Bank Accounts			
2,943.43	60400/ANZ379425264	ANZ Business Advantage Account 3794-25264		2,506.33	
20,369.16	60400/ANZ379425758	ANZ Business Online Saver 3794-25758		7,091.65	
1,803.99	60400/CBA10304124	CBA Direct Investment Acc		47.72	
	62550	Reinvestment Residual Account			
	62550/WPL.AX	Woodside Petroleum Ltd		15.55	
	65600	Bond		1,000.00	
	65700	ASIC Account		321.00	
243.00	68000	Sundry Debtors		3,183.00	
	72650	Fixtures and Fittings (at written down value) - Unitised			
274.00	72650/MUIRR040-001	Rangehood & oven	1.0000	219.00	
938.00	72650/MUIRR040-002	Airconditioner	1.0000	750.00	
3,371.00	72650/MUIRR040-003	Kitchen cabinets	1.0000	2,865.00	
	76103	Preliminary Expense			
0.00	76103/MUIRR041_12/9 2SIXTHA	12/92 Sixth Ave Borrowing Costs	1.0000		0.00
	77200	Real Estate Properties (Australian - Residential)			
279,999.99	77200/MUIRPROP	12/92 Sixth Avenue Maylands	3.0000	279,999.99	
	77600	Shares in Listed Companies (Australian)			
7,610.80	77600/AMP.AX	AMP Limited	6,840.0000	12,688.20	
14,105.00	77600/ANZ.AX	Australia And New Zealand Banking Group Limited	650.0000	12,116.00	

Trial Balance

As at 30 June 2020

Last Year	Code	Account Name	Units	Debits \$	Credits \$
2,136.00	77600/COL.AX	Coles Group Limited.	160.0000	2,747.20	
1,128.51	77600/MQG.AX	Macquarie Group Limited	30.0000	3,558.00	
5,344.00	77600/NAB.AX	National Australia Bank Limited	400.0000	7,288.00	
	77600/NEC.AX	Nine Entertainment Co. Holdings Limited	1,000.0000	1,380.00	
	77600/WBC.AX	Westpac Banking Corporation	400.0000	7,180.00	
5,785.60	77600/WES.AX	Wesfarmers Limited	360.0000	16,138.80	
7,635.60	77600/WPL.AX	Woodside Petroleum Ltd	370.0000	8,010.50	
	78200	Units in Listed Unit Trusts (Australian)			
	78200/LLC.AX1	Lendlease Group	300.0000	3,711.00	
5,483.76	85000	Income Tax Payable/Refundable			1,367.71
0.00	86000	PAYG Payable			398.00
				413,061.57	413,061.57

Current Year Profit/(Loss): 15,011.10

Cannot generate Realised Capital Gains report. Realised Capital Gains has no data to prepare

Signature as prescribed in tax return

Self-managed superannuation fund annual return 2020

Who should complete this annual return?

Only self-managed superannuation funds (SMSFs) can complete this annual return. All other funds must complete the *Fund income tax return 2020* (NAT 71287).

- ❗ The *Self-managed superannuation fund annual return instructions 2020* (NAT 71606) (the instructions) can assist you to complete this annual return.
- ⊖ The SMSF annual return cannot be used to notify us of a change in fund membership. You must update fund details via ABR.gov.au or complete the Change of details for superannuation entities form (NAT 3036).

To complete this annual return

- Print clearly, using a BLACK pen only.
- Use BLOCK LETTERS and print one character per box.

\$	M	/	T	#		\$	T				
----	---	---	---	---	--	----	---	--	--	--	--
- Place in ALL applicable boxes.

- Postal address for annual returns:

Australian Taxation Office
GPO Box 9845
 [insert the name and postcode
 of your capital city]

For example;

Australian Taxation Office
GPO Box 9845
SYDNEY NSW 2001

Section A: Fund information

1 Tax file number (TFN)

- To assist processing, write the fund's TFN at the top of pages 3, 5, 7 and 9.

- ❗ The ATO is authorised by law to request your TFN. You are not obliged to quote your TFN but not quoting it could increase the chance of delay or error in processing your annual return. See the Privacy note in the Declaration.

2 Name of self-managed superannuation fund (SMSF)

RM Resources Superannuation Fund

3 Australian business number (ABN) (if applicable)

4 Current postal address

PO Box 445

Suburb/town

North Perth

State/territory

WA

Postcode

6906

5 Annual return status

Is this an amendment to the SMSF's 2020 return?

A No Yes

Is this the first required return for a newly registered SMSF?

B No Yes

Signature as prescribed in tax return

Tax File Number

Provided

6 SMSF auditor

Auditor's name

Title: Mr Mrs Miss Ms Other

Family name

Boys

First given name

Anthony

Other given names

William

SMSF Auditor Number

100014140

Auditor's phone number

61410712708

Postal address

PO Box 3376

Suburb/town

RUNDLE MALL

State/territory

SA

Postcode

5000

Date audit was completed **A** / / Was Part A of the audit report qualified? **B** No Yes Was Part B of the audit report qualified? **C** No Yes If Part B of the audit report was qualified, have the reported issues been rectified? **D** No Yes **7 Electronic funds transfer (EFT)**

We need your self-managed super fund's financial institution details to pay any super payments and tax refunds owing to you.

A Fund's financial institution account details

This account is used for super contributions and rollovers. Do not provide a tax agent account here.

Fund BSB number Fund account number

Fund account name

I would like my tax refunds made to this account. Go to C.**B Financial institution account details for tax refunds**

This account is used for tax refunds. You can provide a tax agent account here.

BSB number Account number

Account name

C Electronic service address alias

Provide the electronic service address alias (ESA) issued by your SMSF messaging provider. (For example, SMSFdataESAAlias). See instructions for more information.

Signature as prescribed in tax return

Tax File Number

Provided

- 8 Status of SMSF** Australian superannuation fund **A** No Yes Fund benefit structure **B** **A** Code
- Does the fund trust deed allow acceptance of the Government's Super Co-contribution and Low Income Super Amounts? **C** No Yes

9 Was the fund wound up during the income year?

- No Yes If yes, provide the date on which the fund was wound up / / Have all tax lodgment and payment obligations been met? No Yes

10 Exempt current pension income

Did the fund pay retirement phase superannuation income stream benefits to one or more members in the income year?

- To claim a tax exemption for current pension income, you must pay at least the minimum benefit payment under the law. Record exempt current pension income at Label A.

No Go to Section B: Income.Yes Exempt current pension income amount **A** \$

Which method did you use to calculate your exempt current pension income?

Segregated assets method **B** Unsegregated assets method **C** Was an actuarial certificate obtained? **D** Yes

Did the fund have any other income that was assessable?

E Yes Go to Section B: Income.No Choosing 'No' means that you do not have any assessable income, including no-TFN quoted contributions. Go to Section C: Deductions and non-deductible expenses. (Do **not** complete Section B: Income.)

- If you are entitled to claim any tax offsets, you can list these at Section D: Income tax calculation statement.

Signature as prescribed in tax return

Tax File Number **Provided**

Section B: Income

Do not complete this section if all superannuation interests in the SMSF were supporting superannuation income streams in the retirement phase for the **entire year**, there was **no** other income that was assessable, and you **have not** realised a deferred notional gain. If you are entitled to claim any tax offsets, you can record these at Section D: Income tax calculation statement.

11 Income

Did you have a capital gains tax (CGT) event during the year?

G No Yes

If the total capital loss or total capital gain is greater than \$10,000 or you elected to use the transitional CGT relief in 2017 and the deferred notional gain has been realised, complete and attach a *Capital gains tax (CGT) schedule 2020*.

Have you applied an exemption or rollover?

M No Yes

Code

Net capital gain **A** \$

Gross rent and other leasing and hiring income **B** \$

Gross interest **C** \$

Forestry managed investment scheme income **X** \$

Gross foreign income D1 \$ <input type="text"/>	Net foreign income D \$ <input type="text"/>	Loss <input type="checkbox"/>
--	---	-------------------------------

Australian franking credits from a New Zealand company **E** \$

Transfers from foreign funds **F** \$

Number

Gross payments where ABN not quoted **H** \$

Gross distribution from partnerships **I** \$

Loss

Calculation of assessable contributions
Assessable employer contributions

R1 \$

plus Assessable personal contributions **R2** \$

plus ****No-TFN-quoted contributions** **R3** \$
(an amount must be included even if it is zero)

less Transfer of liability to life insurance company or PST **R6** \$

*Unfranked dividend amount **J** \$

*Franked dividend amount **K** \$

*Dividend franking credit **L** \$

*Gross trust distributions **M** \$

Code

Assessable contributions (R1 plus R2 plus R3 less R6) **R** \$

Calculation of non-arm's length income

*Net non-arm's length private company dividends **U1** \$

plus *Net non-arm's length trust distributions **U2** \$

plus *Net other non-arm's length income **U3** \$

*Other income **S** \$

*Assessable income due to changed tax status of fund **T** \$

Net non-arm's length income (subject to 45% tax rate) (U1 plus U2 plus U3) **U** \$

Code

#This is a mandatory label.

*If an amount is entered at this label, check the instructions to ensure the correct tax treatment has been applied.

GROSS INCOME (Sum of labels A to U) **W** \$ Loss

Exempt current pension income **Y** \$

TOTAL ASSESSABLE INCOME (W less Y) **V** \$ Loss

Signature as prescribed in tax return

Tax File Number

Provided

Section C: Deductions and non-deductible expenses

12 Deductions and non-deductible expenses

Under 'Deductions' list all expenses and allowances you are entitled to claim a deduction for. Under 'Non-deductible expenses', list all other expenses or normally allowable deductions that you cannot claim as a deduction (for example, all expenses related to exempt current pension income should be recorded in the 'Non-deductible expenses' column).

	DEDUCTIONS		NON-DEDUCTIBLE EXPENSES
Interest expenses within Australia	A1 \$ <input style="width: 150px;" type="text"/>		A2 \$ <input style="width: 150px;" type="text"/>
Interest expenses overseas	B1 \$ <input style="width: 150px;" type="text"/>		B2 \$ <input style="width: 150px;" type="text"/>
Capital works expenditure	D1 \$ <input style="width: 150px;" type="text"/>		D2 \$ <input style="width: 150px;" type="text"/>
Decline in value of depreciating assets	E1 \$ <input style="width: 150px;" type="text" value="749"/>		E2 \$ <input style="width: 150px;" type="text"/>
Insurance premiums – members	F1 \$ <input style="width: 150px;" type="text"/>		F2 \$ <input style="width: 150px;" type="text"/>
SMSF auditor fee	H1 \$ <input style="width: 150px;" type="text" value="330"/>		H2 \$ <input style="width: 150px;" type="text"/>
Investment expenses	I1 \$ <input style="width: 150px;" type="text" value="4,648"/>		I2 \$ <input style="width: 150px;" type="text"/>
Management and administration expenses	J1 \$ <input style="width: 150px;" type="text" value="2,341"/>		J2 \$ <input style="width: 150px;" type="text"/>
Forestry managed investment scheme expense	U1 \$ <input style="width: 150px;" type="text"/>		U2 \$ <input style="width: 150px;" type="text"/>
Other amounts	L1 \$ <input style="width: 150px;" type="text"/>	Code <input style="width: 20px; height: 20px;" type="text"/>	L2 \$ <input style="width: 150px;" type="text"/>
Tax losses deducted	M1 \$ <input style="width: 150px;" type="text"/>		

TOTAL DEDUCTIONS

N \$

(Total **A1** to **M1**)

TOTAL NON-DEDUCTIBLE EXPENSES

Y \$

(Total **A2** to **L2**)

#TAXABLE INCOME OR LOSS

O \$

(TOTAL ASSESSABLE INCOME less TOTAL DEDUCTIONS)

Loss

TOTAL SMSF EXPENSES

Z \$

(N plus Y)

#This is a mandatory label.

Signature as prescribed in tax return

Tax File Number

Provided

Section D: Income tax calculation statement

#Important:

Section B label **R3**, Section C label **O** and Section D labels **A, T1, J, T5** and **I** are mandatory. If you leave these labels blank, you will have specified a zero amount.

13 Calculation statement

Please refer to the *Self-managed superannuation fund annual return instructions 2020* on how to complete the calculation statement.

#Taxable income **A** \$ 26,202

(an amount must be included even if it is zero)

#Tax on taxable income **T1** \$ 3,930.30

(an amount must be included even if it is zero)

#Tax on no-TFN-quoted contributions **J** \$ 0.00

(an amount must be included even if it is zero)

Gross tax **B** \$ 3,930.30

(T1 plus J)

Foreign income tax offset

C1 \$

Rebates and tax offsets

C2 \$

Non-refundable non-carry forward tax offsets

C \$

(C1 plus C2)

SUBTOTAL 1

T2 \$ 3,930.30

(B less C – cannot be less than zero)

Early stage venture capital limited partnership tax offset

D1 \$ 0.00

Early stage venture capital limited partnership tax offset carried forward from previous year

D2 \$ 0.00

Early stage investor tax offset

D3 \$ 0.00

Early stage investor tax offset carried forward from previous year

D4 \$ 0.00

Non-refundable carry forward tax offsets

D \$ 0.00

(D1 plus D2 plus D3 plus D4)

SUBTOTAL 2

T3 \$ 3,930.30

(T2 less D – cannot be less than zero)

Complying fund's franking credits tax offset

E1 \$ 785.59

No-TFN tax offset

E2 \$

National rental affordability scheme tax offset

E3 \$

Exploration credit tax offset

E4 \$ 0.00

Refundable tax offsets

E \$ 785.59

(E1 plus E2 plus E3 plus E4)

#TAX PAYABLE **T5** \$ 3,144.71

(T3 less E – cannot be less than zero)

Section 102AAM interest charge

G \$

Signature as prescribed in tax return

Tax File Number

Provided

Credit for interest on early payments – amount of interest	H1 \$	<input type="text"/>	
Credit for tax withheld – foreign resident withholding (excluding capital gains)	H2 \$	<input type="text"/>	
Credit for tax withheld – where ABN or TFN not quoted (non-individual)	H3 \$	<input type="text" value="13.00"/>	
Credit for TFN amounts withheld from payments from closely held trusts	H5 \$	<input type="text" value="0.00"/>	
Credit for interest on no-TFN tax offset	H6 \$	<input type="text"/>	
Credit for foreign resident capital gains withholding amounts	H8 \$	<input type="text" value="0.00"/>	
	Eligible credits H \$	<input type="text" value="13.00"/>	
		<i>(H1 plus H2 plus H3 plus H5 plus H6 plus H8)</i>	

#Tax offset refunds (Remainder of refundable tax offsets)	I \$	<input type="text" value="0.00"/>	
		<i>(unused amount from label E – an amount must be included even if it is zero)</i>	

PAYG instalments raised

K \$

Supervisory levy

L \$

Supervisory levy adjustment for wound up funds **\$1,626.71 – 259.00**

M \$ = **\$1,367.71**

Supervisory levy adjustment for new funds

N \$

AMOUNT DUE OR REFUNDABLE A positive amount at S is what you owe, while a negative amount is refundable to you.	S \$	<input type="text" value="1,626.71"/>	
		<i>(T5 plus G less H less I less K plus L less M plus N)</i>	

#This is a mandatory label.

Section E: Losses

14 Losses

! If total loss is greater than \$100,000, complete and attach a *Losses schedule 2020*.

Tax losses carried forward to later income years **U \$**

Net capital losses carried forward to later income years **V \$**

Signature as prescribed in tax return

Tax File Number

Section F: Member information

MEMBER 1

Title: Mr Mrs Miss Ms Other

Family name

First given name Other given names

Member's TFN See the Privacy note in the Declaration. Date of birth

Contributions

I Refer to instructions for completing these labels.

- Employer contributions **A** \$
- ABN of principal employer **A1**
- Personal contributions **B** \$
- CGT small business retirement exemption **C** \$
- CGT small business 15-year exemption amount **D** \$
- Personal injury election **E** \$
- Spouse and child contributions **F** \$
- Other third party contributions **G** \$

- Proceeds from primary residence disposal **H** \$
- Receipt date **H1** Day / Month / Year
- Assessable foreign superannuation fund amount **I** \$
- Non-assessable foreign superannuation fund amount **J** \$
- Transfer from reserve: assessable amount **K** \$
- Transfer from reserve: non-assessable amount **L** \$
- Contributions from non-complying funds and previously non-complying funds **T** \$
- Any other contributions (including Super Co-contributions and Low Income Super Amounts) **M** \$

TOTAL CONTRIBUTIONS N \$ (Sum of labels **A** to **M**)

Other transactions

- Accumulation phase account balance **S1** \$
- Retirement phase account balance - Non CDBIS **S2** \$
- Retirement phase account balance - CDBIS **S3** \$

- Allocated earnings or losses **O** \$ **L**
- Inward rollovers and transfers **P** \$
- Outward rollovers and transfers **Q** \$
- Lump Sum payments **R1** \$
- Income stream payments **R2** \$

TRIS Count **CLOSING ACCOUNT BALANCE S** \$ (**S1** plus **S2** plus **S3**)

- Accumulation phase value **X1** \$
- Retirement phase value **X2** \$
- Outstanding limited recourse borrowing arrangement amount **Y** \$

Signature as prescribed in tax return

Tax File Number **Provided**

MEMBER 2

Title: Mr Mrs Miss Ms Other

Family name

Muir

First given name

Kattie Jane

Other given names

Member's TFN

See the Privacy note in the Declaration.

Provided

Date of birth

Provided

Contributions

OPENING ACCOUNT BALANCE \$ **55,687.19**

I Refer to instructions for completing these labels.

Employer contributions

A \$ **12,475.20**

ABN of principal employer

A1

Personal contributions

B \$

CGT small business retirement exemption

C \$

CGT small business 15-year exemption amount

D \$

Personal injury election

E \$

Spouse and child contributions

F \$

Other third party contributions

G \$

Proceeds from primary residence disposal

H \$

Receipt date

H1 / /

Assessable foreign superannuation fund amount

I \$

Non-assessable foreign superannuation fund amount

J

Transfer from reserve: assessable amount

K \$

Transfer from reserve: non-assessable amount

L \$

Contributions from non-complying funds and previously non-complying funds

T \$

Any other contributions (including Super Co-contributions and Low Income Super Amounts)

M \$

TOTAL CONTRIBUTIONS N \$ **12,475.20**

(Sum of labels **A** to **M**)

Other transactions

Allocated earnings or losses

O \$ **2,494.55**

Loss

L

Inward rollovers and transfers

P \$

Outward rollovers and transfers

Q \$

Lump Sum payments

R1 \$

Income stream payments

R2 \$

Code

Code

Accumulation phase account balance

S1 \$ **65,667.84**

Retirement phase account balance - Non CDBIS

S2 \$ **0.00**

Retirement phase account balance - CDBIS

S3 \$ **0.00**

0 TRIS Count

CLOSING ACCOUNT BALANCE S \$ **65,667.84**

(**S1** plus **S2** plus **S3**)

Accumulation phase value **X1** \$

Retirement phase value **X2** \$

Outstanding limited recourse borrowing arrangement **Y** \$

Signature as prescribed in tax return

Tax File Number

Provided

MEMBER 3

Title: Mr Mrs Miss Ms Other

Family name

Muir

First given name

Amber

Other given names

Member's TFN

See the Privacy note in the Declaration.

Provided

Date of birth

Provided

Contributions

OPENING ACCOUNT BALANCE \$

163.28

I Refer to instructions for completing these labels.

Employer contributions

A \$

ABN of principal employer

A1

Personal contributions

B \$

CGT small business retirement exemption

C \$

CGT small business 15-year exemption amount

D \$

Personal injury election

E \$

Spouse and child contributions

F \$

Other third party contributions

G \$

Proceeds from primary residence disposal

H \$

Receipt date

Day

Month

Year

H1

Assessable foreign superannuation fund amount

I \$

Non-assessable foreign superannuation fund amount

J \$

Transfer from reserve: assessable amount

K \$

Transfer from reserve: non-assessable amount

L \$

Contributions from non-complying funds and previously non-complying funds

T \$

Any other contributions (including Super Co-contributions and Low Income Super Amounts)

M \$

TOTAL CONTRIBUTIONS N \$

(Sum of labels **A** to **M**)

Other transactions

Allocated earnings or losses

O \$

1.51

Loss

L

Inward rollovers and transfers

P \$

Outward rollovers and transfers

Q \$

Lump Sum payments

R1 \$

Income stream payments

R2 \$

Code

Code

Accumulation phase account balance

S1 \$

161.77

Retirement phase account balance - Non CDBIS

S2 \$

0.00

Retirement phase account balance - CDBIS

S3 \$

0.00

0

TRIS Count

CLOSING ACCOUNT BALANCE S \$

161.77

(**S1** plus **S2** plus **S3**)

Accumulation phase value **X1** \$

Retirement phase value **X2** \$

Outstanding limited recourse borrowing arrangement **Y** \$

Signature as prescribed in tax return

Tax File Number

Provided

MEMBER 4

Title: Mr Mrs Miss Ms Other

Family name

Muir

First given name

Jake

Other given names

Member's TFN

See the Privacy note in the Declaration.

Provided

Date of birth

Provided

Contributions

OPENING ACCOUNT BALANCE \$ 42,782.05

I Refer to instructions for completing these labels.

Employer contributions

A \$ 435.48

ABN of principal employer

A1

Personal contributions

B \$ 1,001.00

CGT small business retirement exemption

C \$

CGT small business 15-year exemption amount

D \$

Personal injury election

E \$

Spouse and child contributions

F \$

Other third party contributions

G \$

Proceeds from primary residence disposal

H \$

Receipt date

Day

Month

Year

H1

Assessable foreign superannuation fund amount

I \$

Non-assessable foreign superannuation fund amount

J

Transfer from reserve: assessable amount

K

Transfer from reserve: non-assessable amount

L \$

Contributions from non-complying funds and previously non-complying funds

T \$

Any other contributions (including Super Co-contributions and Low Income Super Amounts)

M \$ 283.15

TOTAL CONTRIBUTIONS N \$ 1,719.63

(Sum of labels **A** to **M**)

Other transactions

Allocated earnings or losses

O \$ 660.91

Loss

L

Inward rollovers and transfers

P \$

Outward rollovers and transfers

Q \$

Lump Sum payments

R1 \$

Income stream payments

R2 \$

Code

Code

Accumulation phase account balance
S1 \$ 43,840.77

Retirement phase account balance - Non CDBIS
S2 \$ 0.00

Retirement phase account balance - CDBIS
S3 \$ 0.00

TRIS Count

CLOSING ACCOUNT BALANCE S \$ 43,840.77

(**S1** plus **S2** plus **S3**)

Accumulation phase value **X1** \$

Retirement phase value **X2** \$

Outstanding limited recourse borrowing arrangement **Y** \$

Signature as prescribed in tax return

Tax File Number

Provided

Section H: Assets and liabilities

15 ASSETS

15a Australian managed investments

Listed trusts **A** \$

Unlisted trusts **B** \$

Insurance policy **C** \$

Other managed investments **D** \$

15b Australian direct investments

Cash and term deposits **E** \$

Limited recourse borrowing arrangements

Australian residential real property

J1 \$

Australian non-residential real property

J2 \$

Overseas real property

J3 \$

Australian shares

J4 \$

Overseas shares

J5 \$

Other

J6 \$

Property count

J7

Debt securities **F** \$

Loans **G** \$

Listed shares **H** \$

Unlisted shares **I** \$

Limited recourse borrowing arrangements **J** \$

Non-residential real property **K** \$

Residential real property **L** \$

Collectables and personal use assets **M** \$

Other assets **O** \$

15c Other investments

Crypto-Currency **N** \$

15d Overseas direct investments

Overseas shares **P** \$

Overseas non-residential real property **Q** \$

Overseas residential real property **R** \$

Overseas managed investments **S** \$

Other overseas assets **T** \$

TOTAL AUSTRALIAN AND OVERSEAS ASSETS U \$
(Sum of labels **A** to **T**)

15e In-house assets

Did the fund have a loan to, lease to or investment in, related parties (known as in-house assets) at the end of the income year?

A No

Yes

\$

Signature as prescribed in tax return

Tax File Number

15f Limited recourse borrowing arrangements

If the fund had an LRBA were the LRBA borrowings from a licensed financial institution? **A** No Yes

Did the members or related parties of the fund use personal guarantees or other security for the LRBA? **B** No Yes

16 LIABILITIES

Borrowings for limited recourse borrowing arrangements	V1 \$ <input type="text"/>		
Permissible temporary borrowings	V2 \$ <input type="text"/>		
Other borrowings	V3 \$ <input type="text"/>		
		Borrowings	V \$ <input type="text"/>
Total member closing account balances (total of all CLOSING ACCOUNT BALANCES from Sections F and G)		W \$	<input type="text" value="371,052"/>
		Reserve accounts	X \$ <input type="text"/>
		Other liabilities	Y \$ <input type="text" value="1,766"/>
		TOTAL LIABILITIES Z \$	<input type="text" value="372,818"/>

Section I: Taxation of financial arrangements

17 Taxation of financial arrangements (TOFA)

Total TOFA gains **H \$**

Total TOFA losses **I \$**

Section J: Other information

Family trust election status

If the trust or fund has made, or is making, a family trust election, write the four-digit **income year specified** of the election (for example, for the 2019-20 income year, write **2020**). **A**

If revoking or varying a family trust election, print **R** for revoke or print **V** for variation, and complete and attach the *Family trust election, revocation or variation 2020*. **B**

Interposed entity election status

If the trust or fund has an existing election, write the earliest income year specified. If the trust or fund is making one or more elections this year, write the earliest income year being specified and complete an *Interposed entity election or revocation 2020* for each election. **C**

If revoking an interposed entity election, print **R**, and complete and attach the *Interposed entity election or revocation 2020*. **D**

Signature as prescribed in tax return

Tax File Number

Provided

Section K: Declarations

Penalties may be imposed for false or misleading information in addition to penalties relating to any tax shortfalls.

Important

Before making this declaration check to ensure that all income has been disclosed and the annual return, all attached schedules and any additional documents are true and correct in every detail. If you leave labels blank, you will have specified a zero amount or the label was not applicable to you. If you are in doubt about any aspect of the annual return, place all the facts before the ATO.

Privacy

The ATO is authorised by the Taxation Administration Act 1953 to request the provision of tax file numbers (TFNs). We will use the TFN to identify the entity in our records. It is not an offence not to provide the TFN. However if you do not provide the TFN, the processing of this form may be delayed.

Taxation law authorises the ATO to collect information and disclose it to other government agencies. For information about your privacy go to ato.gov.au/privacy

TRUSTEE'S OR DIRECTOR'S DECLARATION:

I declare that, the current trustees and directors have authorised this annual return and it is documented as such in the SMSF's records. I have received a copy of the audit report and are aware of any matters raised therein. The information on this annual return, including any attached schedules and additional documentation is true and correct.

Authorised trustee's, director's or public officer's signature

Date / /

Preferred trustee or director contact details:

Title: Mr Mrs Miss Ms Other

Family name

First given name

Other given names

Phone number

Email address

Non-individual trustee name (if applicable)

ABN of non-individual trustee

Time taken to prepare and complete this annual return Hrs

i The Commissioner of Taxation, as Registrar of the Australian Business Register, may use the ABN and business details which you provide on this annual return to maintain the integrity of the register. For further information, refer to the instructions.

TAX AGENT'S DECLARATION:

I declare that the Self-managed superannuation fund annual return 2020 has been prepared in accordance with information provided by the trustees, that the trustees have given me a declaration stating that the information provided to me is true and correct, and that the trustees have authorised me to lodge this annual return.

Tax agent's signature

Date / /

Tax agent's contact details

Title: Mr Mrs Miss Ms Other

Family name

First given name

Other given names

Tax agent's practice

Tax agent's phone number

Reference number

Tax agent number

Capital gains tax (CGT) schedule

2020

When completing this form

- Print clearly, using a black or dark blue pen only.
 - Use BLOCK LETTERS and print one character in each box.
- | | | | | | | | | | | | | | | | | | | | |
|---|---|---|---|---|---|---|--|--|--|--|--|--|--|--|--|--|--|--|--|
| S | M | I | T | H | S | T | | | | | | | | | | | | | |
|---|---|---|---|---|---|---|--|--|--|--|--|--|--|--|--|--|--|--|--|
- Do not use correction fluid or covering stickers.
 - Sign next to any corrections with your **full signature** (not initials).

- Use in conjunction with company, trust, fund income tax return or the self-managed superannuation fund annual return.
- Refer to the *Guide to capital gains tax 2020* available on our website at ato.gov.au for instructions on how to complete this schedule.

Tax file number (TFN)

! We are authorised by law to request your TFN. You do not have to quote your TFN. However, if you don't it could increase the chance of delay or error in processing your form.

Australian business number (ABN)

Taxpayer's name

1 Current year capital gains and capital losses

	Capital gain	Capital loss
Shares in companies listed on an Australian securities exchange	A \$ <input type="text"/>	K \$ <input type="text"/>
Other shares	B \$ <input type="text"/>	L \$ <input type="text"/>
Units in unit trusts listed on an Australian securities exchange	C \$ <input type="text"/>	M \$ <input type="text"/>
Other units	D \$ <input type="text"/>	N \$ <input type="text"/>
Real estate situated in Australia	E \$ <input type="text"/>	O \$ <input type="text"/>
Other real estate	F \$ <input type="text"/>	P \$ <input type="text"/>
Amount of capital gains from a trust (including a managed fund)	G \$ <input type="text"/>	
Collectables	H \$ <input type="text"/>	Q \$ <input type="text"/>
Other CGT assets and any other CGT events	I \$ <input type="text"/>	R \$ <input type="text"/>
Amount of capital gain previously deferred under transitional CGT relief for superannuation funds	S \$ <input type="text" value="0"/>	
Total current year capital gains	J \$ <input type="text"/>	

Add the amounts at labels **K** to **R** and write the total in item 2 label **A – Total current year capital losses**.

Signature as prescribed in tax return

Tax File Number

Provided

2 Capital losses

Total current year capital losses **A \$**

Total current year capital losses applied **B \$**

Total prior year net capital losses applied **C \$**

Total capital losses transferred in applied
(only for transfers involving a foreign bank branch or permanent establishment of a foreign financial entity) **D \$**

Total capital losses applied E \$

Add amounts at **B**, **C** and **D**.

3 Unapplied net capital losses carried forward

Net capital losses from collectables carried forward to later income years **A \$**

Other net capital losses carried forward to later income years **B \$** 57

Add amounts at **A** and **B** and transfer the total to label **V – Net capital losses carried forward to later income years** on your tax return.

4 CGT discount

Total CGT discount applied **A \$**

5 CGT concessions for small business

Small business active asset reduction **A \$**

Small business retirement exemption **B \$**

Small business rollover **C \$**

Total small business concessions applied D \$

6 Net capital gain

Net capital gain **A \$**

1J less 2E less 4A less 5D (cannot be less than zero). Transfer the amount at **A** to label **A – Net capital gain** on your tax return.

Signature as prescribed in tax return

Tax File Number

Provided

7 Earnout arrangements

Are you a party to an earnout arrangement? **A** Yes, as a buyer Yes, as a seller No
 (Print in the appropriate box.)

! If you are a party to more than one earnout arrangement, copy and attach a separate sheet to this schedule providing the details requested here for each additional earnout arrangement.

How many years does the earnout arrangement run for? **B**

What year of that arrangement are you in? **C**

If you are the seller, what is the total estimated capital proceeds from the earnout arrangement? **D** \$

Amount of any capital gain or loss you made under your non-qualifying arrangement in the income year. **E** \$ / ^{LOSS}

! **Request for amendment**

If you received or provided a financial benefit under a look-through earnout right created in an earlier income year and you wish to seek an amendment to that earlier income year, complete the following:

Income year earnout right created **F**

Amended net capital gain or capital losses carried forward **G** \$ / ^{LOSS}

8 Other CGT information required (if applicable)

Small business 15 year exemption – exempt capital gains **A** \$ / ^{CODE}

Capital gains disregarded by a foreign resident **B** \$

Capital gains disregarded as a result of a scrip for scrip rollover **C** \$

Capital gains disregarded as a result of an inter-company asset rollover **D** \$

Capital gains disregarded by a demerging entity **E** \$

Signature as prescribed in tax return

Tax File Number

Provided

Taxpayer's declaration**!** If the schedule is not lodged with the income tax return you are required to sign and date the schedule.**Important**

Before making this declaration check to ensure that all the information required has been provided on this form and any attachments to this form, and that the information provided is true and correct in every detail. If you are in doubt about any aspect of the tax return, place all the facts before the ATO. The income tax law imposes heavy penalties for false or misleading statements.

Privacy

Taxation law authorises the ATO to collect information and disclose it to other government agencies. This includes personal information of the person authorised to sign the declaration. For information about your privacy go to ato.gov.au/privacy

I declare that the information on this form is true and correct.

Signature

Date

Day

Month

Year

/

/

Contact name

Robert Andrew Muir

Daytime contact number (include area code)

0438975709

Losses schedule

2020

Companies and trusts that do not join consolidated groups should complete and attach this schedule to their 2020 tax return. Superannuation funds should complete and attach this schedule to their 2020 tax return.

Print neatly in BLOCK LETTERS with a black or blue ballpoint pen only. Print one letter or number in each box. Do not use correction fluid or tape.

Place in all applicable boxes.

Refer to *Losses schedule instructions 2020*, available on our website ato.gov.au for instructions on how to complete this schedule.

Tax file number (TFN)

Provided

Name of entity

RM Resources Superannuation Fund

Australian business number

43133504240

Part A – Losses carried forward to the 2020–21 income year – excludes film losses

1 Tax losses carried forward to later income years

Year of loss	
2019–20	B <input type="text"/>
2018–19	C <input type="text"/>
2017–18	D <input type="text"/>
2016–17	E <input type="text"/>
2015–16	F <input type="text"/>
2014–15 and earlier income years	G <input type="text"/>
Total	U <input type="text"/>

Transfer the amount at **U** to the **Tax losses carried forward to later income years** label on your tax return.

2 Net capital losses carried forward to later income years

Year of loss	
2019–20	H <input type="text"/>
2018–19	I <input type="text"/>
2017–18	J <input type="text" value="57"/>
2016–17	K <input type="text"/>
2015–16	L <input type="text"/>
2014–15 and earlier income years	M <input type="text"/>
Total	V <input type="text" value="57"/>

Transfer the amount at **V** to the **Net capital losses carried forward to later income years** label on your tax return.

Signature as prescribed in tax return

Tax File Number

Provided

Part B – Ownership and business continuity test – company and listed widely held trust only

Complete item 3 of Part B if a loss is being carried forward to later income years and the business continuity test has to be satisfied in relation to that loss.

Do not complete items 1 or 2 of Part B if, in the 2019–20 income year, no loss has been claimed as a deduction, applied against a net capital gain or, in the case of companies, losses have not been transferred in or out.

1 Whether continuity of majority ownership test passed

Note: If the entity has deducted, applied, transferred in or transferred out (as applicable) in the 2019–20 income year a loss incurred in any of the listed years, print **X** in the **Yes** or **No** box to indicate whether the entity has satisfied the continuity of majority ownership test in respect of that loss.

Year of loss

- 2019–20 **A** Yes No
- 2018–19 **B** Yes No
- 2017–18 **C** Yes No
- 2016–17 **D** Yes No
- 2015–16 **E** Yes No
- 2014–15 and earlier income years **F** Yes No

2 Amount of losses deducted/applied for which the continuity of majority ownership test is not passed but the business continuity test is satisfied – excludes film losses

Tax losses **G**

Net capital losses **H**

3 Losses carried forward for which the business continuity test must be satisfied before they can be deducted/applied in later years – excludes film losses

Tax losses **I**

Net capital losses **J**

4 Do current year loss provisions apply?

Is the company required to calculate its taxable income or tax loss for the year under Subdivision 165-B or its net capital gain or net capital loss for the year under Subdivision 165-CB of the *Income Tax Assessment Act 1997* (ITAA 1997)?

K Yes No

Part C – Unrealised losses – company only

Note: These questions relate to the operation of Subdivision 165-CC of ITAA 1997.

Has a changeover time occurred in relation to the company after 1.00pm by legal time in the Australian Capital Territory on 11 November 1999?

L Yes No

If you printed **X** in the **No** box at **L**, do not complete **M**, **N** or **O**.

At the changeover time did the company satisfy the maximum net asset value test under section 152-15 of ITAA 1997?

M Yes No

If you printed **X** in the **No** box at **M**, has the company determined it had an unrealised net loss at the changeover time?

N Yes No

If you printed **X** in the **Yes** box at **N**, what was the amount of unrealised net loss calculated under section 165-115E of ITAA 1997?

O

Signature as prescribed in tax return

Tax File Number

Provided

Part D – Life insurance companiesComplying superannuation class tax losses carried forward
to later income years**P**Complying superannuation net capital losses carried forward
to later income years**Q****Part E – Controlled foreign company losses**

Current year CFC losses

M

CFC losses deducted

N

CFC losses carried forward

O**Part F – Tax losses reconciliation statement**

Balance of tax losses brought forward from the prior income year

A**ADD** Uplift of tax losses of designated infrastructure project entities**B****SUBTRACT** Net forgiven amount of debt**C****ADD** Tax loss incurred (if any) during current year**D****ADD** Tax loss amount from conversion of excess franking offsets**E****SUBTRACT** Net exempt income**F****SUBTRACT** Tax losses forgone**G****SUBTRACT** Tax losses deducted**H****SUBTRACT** Tax losses transferred out under Subdivision 170-A
(only for transfers involving a foreign bank branch or a PE of a foreign financial entity)**I**

Total tax losses carried forward to later income years

JTransfer the amount at **J** to the **Tax losses carried forward to later income years** label on your tax return.

Tax File Number

If the schedule is not lodged with the income tax return you are required to sign and date the schedule.

Important

Before making this declaration check to ensure that all the information required has been provided on this form and any attachments to this form, and that the information provided is true and correct in every detail. If you are in doubt about any aspect of the tax return, place all the facts before the ATO. The income tax law imposes heavy penalties for false or misleading statements.

Privacy

Taxation law authorises the ATO to collect information and disclose it to other government agencies. This includes personal information of the person authorised to sign the declaration. For information about your privacy go to ato.gov.au/privacy

Taxpayer's declaration

I declare that the information on this form is true and correct.

Signature

Date / /

Contact person

Daytime contact number (include area code)

SCHEDULE

Other Attachments Schedule

2020

A

Tax file No Provided

Taxpayer name RM Resources Superannuation Fund

Signature.....

SENSITIVE (when completed)

*****NOTE*****
THIS SCHEDULE CANNOT BE LODGED WITH THE ATO AS A PAPER REPRESENTATION OF THE SCHEDULE.