
Workpapers - 2022 Financial Year

Blue Sky Trading Super Fund

Preparer: Desiree Yutuc

Reviewer: Steven Lee

Printed: 11 May 2023

Lead Schedule

2022 Financial Year

Code	Workpaper	CY Balance	LY Balance	Change	Status
23800	Distributions Received	(\$27,700.03)	(\$13,198.56)	109.87%	Completed
23900	Dividends Received	(\$13,088.96)	(\$1,192.96)	997.18%	Completed
24700	Changes in Market Values of Investments	\$12,487.49	(\$78,461.43)	(115.92)%	Completed
25000	Interest Received	(\$138.66)	(\$1,018.85)	(86.39)%	Completed
26500	Other Investment Income		(\$0.25)	100%	Completed
30100	Accountancy Fees	\$700.00	\$1,355.00	(48.34)%	Completed
30400	ATO Supervisory Levy	\$259.00	\$518.00	(50)%	Completed
30700	Auditor's Remuneration	\$550.00	\$450.00	22.22%	Completed
37900	Interest Paid	\$1,030.60	\$27.15	3695.95%	Completed
48500	Income Tax Expense	(\$8,900.94)	\$6,283.25	(241.66)%	Completed
49000	Profit/Loss Allocation Account	\$34,801.50	\$85,238.65	(59.17)%	Completed
50000	Members	(\$711,262.62)	(\$676,461.12)	5.14%	Completed
60400	Bank Accounts	\$116,066.21	\$75,497.58	53.74%	Completed
61800	Distributions Receivable	\$12,012.47	\$5,348.68	124.59%	Completed
68000	Sundry Debtors		\$6,675.05	100%	Completed
77600	Shares in Listed Companies (Australian)	\$122,214.17	\$130,165.40	(6.11)%	Completed
77700	Shares in Listed Companies (Overseas)	\$13,826.40	\$15,602.55	(11.38)%	Completed

Code	Workpaper	CY Balance	LY Balance	Change	Status
78200	Units in Listed Unit Trusts (Australian)	\$574,951.16	\$466,587.58	23.22%	Completed
80611	Instalment Warrant Loans	(\$130,274.60)		100%	Completed
85000	Income Tax Payable /Refundable	\$7,714.58	\$1,963.56	292.89%	Completed
88000	Sundry Creditors		(\$18,945.15)	100%	Completed
89000	Deferred Tax Liability/Asset	(\$5,247.77)	(\$6,434.13)	(18.44)%	Completed
A	Financial Statements				Completed
B	Permanent Documents				Completed
C	Other Documents				Completed
D	Pension Documentation				Completed
E	Estate Planning				Completed

23800 - Distributions Received

2022 Financial Year

Preparer Desiree Yutuc

Reviewer Steven Lee

Status Completed

Account Code	Description	CY Balance	LY Balance	Change
FUEL.AX	Betashares Global Energy Companies Etf - Currency Hedged	(\$497.15)	(\$947.83)	(47.55)%
IOZ.AX1	Ishares Core S&p/asx 200 Etf	(\$3,401.23)	(\$937.19)	262.92%
IOZ.AX4	IOZJCA	(\$1,626.86)		100%
ISO.AX	Ishares S&p/asx Small Ordinaries Etf	(\$1,770.49)	(\$1,971.08)	(10.18)%
SFY.AX	Spdr S&p/Asx 50 Fund - Exchange Traded Fund Units Fully Paid	(\$20,404.30)	(\$9,342.46)	118.4%
TOTAL		CY Balance	LY Balance	
		(\$27,700.03)	(\$13,198.56)	

Supporting Documents

- Distribution Reconciliation Report [Report](#)
- FUEL_Tax_Statement_2022_.pdf [FUEL.AX](#)
- IOZ_Issuer_Annual_Tax_Statement_2022_07_29.pdf [IOZ.AX1](#)
- IOZJCA_SSAW_Tax_Statement_2022_06_30.pdf [IOZ.AX4](#)
- ISO_Issuer_Annual_Tax_Statement_2022_07_29.pdf [ISO.AX](#)
- SFY_Tax_Statement_2022_.pdf [SFY.AX](#)

Standard Checklist

- Attach a copy of all Tax Statements
- Attach a copy of Distribution Reconciliation Report
- Ensure all Distributions have been reviewed on [Distribution Tax Automation](#)

Blue Sky Trading Super Fund

Distribution Reconciliation Report

For The Period 01 July 2021 - 30 June 2022

Date	Payment Received	Non Primary Production Income (A) * ₁				Distributed Capital Gains (B) * ₂					Foreign Income * ₃		Non-Assessable			Taxable Income
		Franked	Unfranked	Interest/ Other	Franking Credits	Discounted (After Discount)	Rate * ₅	CGT Concession	Indexed	Other	Foreign Income	Foreign Credits	Tax Exempt	Tax Free	Tax Deferred / AMIT * ₆	
Units in Listed Unit Trusts (Australian)																
FUEL.AX Betashares Global Energy Companies Etf - Currency Hedged																
19/01/2022	497.15						S									0.00
30/06/2022	0.00					248.36	I	248.36	0.00		0.43	6.09			0.00	254.88
	497.15					248.36		248.36	0.00		0.43	6.09			0.00	254.88
	<i>Net Cash Distribution:</i>	497.15														
IOZ.AX Ishares Core S&p/asx 200 Etf																
20/10/2021	988.17						S									0.00
18/01/2022	306.89						S									0.00
21/04/2022	793.74						S									0.00
30/06/2022	0.00	2,753.89	208.05	93.00	1,158.37	105.09	I	105.09	0.00	0.00	55.38	1.86	0.00	0.00	80.73	4,375.64
30/06/2022	1,312.43						S									0.00
30/06/2022	0.00	2,355.86	104.53	36.98	928.46	245.64	I	245.64	0.00	0.00	24.58	0.68	0.00	0.00	54.63	3,696.73
30/06/2022	1,626.86						S									0.00
	5,028.09	5,109.75	312.58	129.98	2,086.83	350.73		350.73	0.00	0.00	79.96	2.54	0.00	0.00	135.36	8,072.37
	<i>Net Cash Distribution:</i>	5,028.09														
ISO.AX Ishares S&p/asx Small Ordinaries Etf																
18/01/2022	246.54						S									0.00
30/06/2022	0.00	304.37	78.95	52.97	171.36	611.91	I	611.91	0.00	0.00	48.35	10.79	0.00	0.00	62.03	1,278.70

Blue Sky Trading Super Fund

Distribution Reconciliation Report

For The Period 01 July 2021 - 30 June 2022

Date	Non Primary Production Income (A) * ₁					Distributed Capital Gains (B) * ₂					Foreign Income * ₃		Non-Assessable			Taxable Income
	Payment Received	Franked	Unfranked	Interest/ Other	Franking Credits	Discounted (After Discount)	Rate * ₅	CGT Concession	Indexed	Other	Foreign Income	Foreign Credits	Tax Exempt	Tax Free	Tax Deferred / AMIT * ₆	
30/06/2022	1,523.95						S								0.00	
	1,770.49	304.37	78.95	52.97	171.36	611.91		611.91	0.00	0.00	48.35	10.79	0.00	0.00	62.03	1,278.70
	<i>Net Cash Distribution:</i>		1,770.49													
SFY.AX Spdr S&p/Asx 50 Fund - Exchange Traded Fund Units Fully Paid																
12/10/2021	6,371.97						S								0.00	
13/01/2022	2,299.71						S								0.00	
12/04/2022	4,183.39						S								0.00	
30/06/2022	0.00	18,188.76	1,076.04	356.74	8,272.36	74.74	I	74.74	0.00	0.00	270.86	0.22	0.00	0.00	362.42	28,239.72
30/06/2022	7,549.23						S								0.00	
	20,404.30	18,188.76	1,076.04	356.74	8,272.36	74.74		74.74	0.00	0.00	270.86	0.22	0.00	0.00	362.42	28,239.72
	<i>Net Cash Distribution:</i>		20,404.30													
	27,700.03	23,602.88	1,467.57	539.69	10,530.55	1,285.74		1,285.74	0.00	0.00	399.60	19.64	0.00	0.00	559.81	37,845.67

Blue Sky Trading Super Fund Distribution Reconciliation Report

For The Period 01 July 2021 - 30 June 2022

Date	Non Primary Production Income (A) * ₁				Distributed Capital Gains (B) * ₂				Foreign Income * ₃		Non-Assessable					
	Payment Received	Franked	Unfranked	Interest/ Other	Franking Credits	Discounted (After Discount)	Rate * ₅	CGT Concession	Indexed	Other	Foreign Income	Foreign Credits	Tax Exempt	Tax Free	Tax Deferred / AMIT * ₆	Taxable Income
TOTAL	27,700.03	23,602.88	1,467.57	539.69	10,530.55	1,285.74		1,285.74	0.00	0.00	399.60	19.64	0.00	0.00	559.81	37,845.67

Total Distributed Gains

Discount Rate	Discounted	Gross
Superfund 1/3	0.00	0.00
Individual 50%(I)	1,285.74	2,571.48
Total	1,285.74	2,571.48

*₁ Summary of Non Primary Production Income (A)

Tax Label	Franked	Unfranked	Interest/Other	Less Other Deduction	Income Before Credits * ₇	Franking Credits	Total Including Credits
11M Gross trust distributions	23,602.88	1,467.57	539.69	0.00	25,610.14	10,530.55	36,140.69

*₂ Forms part of the Net Capital Gains calculation for Tax Label 11A.

*₃ Forms part of the Foreign Credits calculation for Tax Label 11D, D1, 13C1.

*₄ Taxable Income is designed to match Tax Statement provided by Fund Manager.

Taxable Income in the SMSF Annual Return will be different due to application of Capital Losses in Net Capital Gain calculation and application of different discount method.

*₅ This is the discount rate selected for the transaction. "S" being Super Funds at 1/3 and "I" being Individual at 50%.

*₆ AMIT cost base net increase is reflected as negative amount i.e. negative tax deferred and AMIT cost base net decrease is reflected as positive amount i.e. positive tax deferred.

*₇ Sum of Income Before Credits reconciles with Taxable Trust Distributions in Statement of Taxable Income.

^ Variance between Payment Received and Net Cash Distribution.



BetaShares

Exchange Traded Funds

Responsible Entity: BetaShares Capital Ltd
ABN 78 139 566 868 | AFSL 341181
ARSN 609 154 896

All Registry communications to:
C/- Link Market Services Limited
Locked Bag A14, Sydney South, NSW, 1235
Telephone: +61 1300 420 094
ASX Code: FUEL
Email: betashares@linkmarketservices.com.au
Website: www.linkmarketservices.com.au



011 011814

MR CRAIG ANTHONY SAUNDERS &
MRS VANESSA JANE SAUNDERS
<BLUE SKY TRADING S/F A/C>
9 KNIGHT STREET
ERSKINEVILLE NSW 2043

Date: 31 July 2022
Reference No.: X*****5109

BETASHARES GLOBAL ENERGY COMPANIES ETF - CURRENCY HEDGED Attribution Managed Investment Trust Member Annual Statement for the year ended 30 June 2022

Part A : Summary of 2022 tax return (supplementary section) items for a resident individual

Tax return (supplementary section)	Amount	Tax return label
Share of net income from trusts, less net capital gains, foreign income and franked distributions	\$0.00	13U
Franked distribution from trusts	\$0.00	13C
Share of franking credits from franked dividends	\$0.00	13Q
Share of credit for tax file number amounts withheld from interest, dividends and unit trust	\$0.00	13R
Share of credit for foreign resident withholding amounts (excluding capital gains)	\$0.00	13A
Net capital gain	\$248.36	18A
Total current year capital gains	\$496.72	18H
CFC Income	\$0.00	19K
Assessable foreign source income	\$6.52	20E
Other net foreign source income	\$6.52	20M
Australian franking credits from a New Zealand franking company	\$0.00	20F
Foreign income tax offset *	\$6.09	20O

*To work out your foreign income tax offset (FITO) entitlement, see the '20 Foreign source income and foreign assets or property' section of the instructions for the 2022 Tax Return for Individuals (Supplementary Section) or the Guide to foreign tax offset rules 2022.

Capital gains tax information - Additional information for item 18

	Amount	
Capital gains - Discounted method	\$496.72	(grossed up amount)
Capital gains - Other method	\$0.00	
Total current year capital gains	\$496.72	

Part B: Components of attribution	Tax paid or franking credit gross up	Attributable amount
Australian Income		
Interest (subject to non - resident withholding tax)		\$0.00
Interest (not subject to non - resident withholding tax)		\$0.00
Dividends - unfranked amount declared to be CFI		\$0.00
Dividends - unfranked amount not declared to be CFI		\$0.00
Other assessable Australian income (Other)		\$0.00
Other assessable Australian income (NCMI)		\$0.00
Other assessable Australian income (Excluded from NCMI)		\$0.00
Other assessable Australian income (CBMI)		\$0.00
Non-primary production income		\$0.00
Dividends - Franked amount (Franked distributions)	\$0.00	\$0.00
Capital Gains		
Capital gains – Discounted method TAP (Other)		\$0.00
Capital gains – Discounted method TAP (NCMI)		\$0.00
Capital gains – Discounted method TAP (Excluded from NCMI)		\$0.00
Capital gains – Discounted method TAP (CBMI)		\$0.00
Capital gains - Discounted method NTAP		\$248.36
Taxable foreign capital gains - Discounted method	\$0.00	\$0.00
Capital gains – Other method TAP (Other)		\$0.00
Capital gains – Other method TAP (NCMI)		\$0.00
Capital gains – Other method TAP (Excluded from NCMI)		\$0.00
Capital gains – Other method TAP (CBMI)		\$0.00
Capital gains - Other method NTAP		\$0.00
Taxable foreign capital gains - Other method	\$0.00	\$0.00
Net capital gains	\$0.00	\$248.36
AMIT CGT gross up amount		\$248.36
Other capital gains distribution		
Total current year capital gains	\$0.00	\$496.72
Foreign income		
Other net foreign source income	\$6.09	\$6.52
Assessable foreign source income	\$6.09	\$6.52
Australian franking credit from a New Zealand franking company	\$0.00	\$0.00
CFC income		\$0.00
Total foreign income	\$6.09	\$6.52
Non-assessable amounts		
Net exempt income		\$0.00
Non-assessable non-exempt amount		\$0.00
Other non-attributable amounts		\$0.00
Total Non-assessable amounts		\$0.00
Cash distribution		
		Cash amounts
Gross cash distribution		\$497.15
Less: TFN amounts withheld		\$0.00
Less: Non-resident tax withheld on interest and dividends		\$0.00
Less: Non-resident tax withheld on fund payments		\$0.00
Net cash distribution		\$497.15
Tax offsets		
Franking credit tax offset from Australian resident companies		\$0.00
Foreign income tax offset - Other net foreign source income		\$6.09
Foreign income tax offset - Taxable foreign capital gains - Discounted method		\$0.00
Foreign income tax offset - Taxable foreign capital gains - Other method		\$0.00
Australian franking credit from a New Zealand franking company		\$0.00
Total tax offsets		\$6.09
Attributed Managed Investment Trust ('AMIT') cost base		
AMIT cost base net amount - excess (decrease cost base)		\$0.00
AMIT cost base net amount - shortfall (increase cost base)		\$0.00

Tax Guide

The Annual Tax Guide contains general information about how to use this statement when you prepare your 2022 Tax Return.

To view the 2022 Tax Guide, please visit: <http://www.betashares.com.au/TaxGuide>

This statement contains important information. Please retain it for taxation purposes as a charge may be levied for replacement. To view or change your Unitholder details, please visit our investor website at www.linkmarketservices.com.au

Stay informed with the latest investment news, economic insights, and portfolio construction information. Subscribe to BetaShares' weekly newsletter www.betashares.com.au/subscribe

iShares Core S&P/ASX 200 ETF

ARSN 146 083 141
BlackRock Investment Management (Australia) Limited
ABN 13 006 165 975 AFSL 230523

Update your information:

 www.investorcentre.com/au/contact

 Computershare Investor Services Pty Limited
GPO Box 2975 Melbourne
Victoria 3001 Australia
Enquiries: (within Australia) 1-300-ishare (474 273)
(international) +61 3 9415 4695

118326 000 IOZ



MR CRAIG ANTHONY SAUNDERS &
MRS VANESSA JANE SAUNDERS
<BLUE SKY TRADING S/F A/C>
9 KNIGHT STREET
ERSKINEVILLE NSW 2043

TFN/ABN Status: Quoted

Holder Identification Number (HIN)

HIN WITHHELD

ATTRIBUTION MANAGED INVESTMENT TRUST MEMBER ANNUAL TAX STATEMENT FOR YEAR ENDED 30 JUNE 2022

The following tax return items are valid for Australian resident individual unitholders only.

PART A – SUMMARY OF 2022 TAX RETURN (SUPPLEMENTARY SECTION) ITEMS

Item	Tax Return Label	Tax Attribution Amount
Share of non-primary production income	13U	\$301.05
Franked distributions from trusts	13C	\$3,912.26
Share of franking credits from franked dividends	13Q	\$1,158.37
Share of credit for TFN amounts withheld	13R	\$0.00
Share of credit for foreign resident withholding amounts	13A	\$0.00
Net capital gain	18A	\$105.09
Total current year capital gains	18H	\$210.18
Assessable foreign source income	20E	\$57.24
Other net foreign source income	20M	\$57.24
Foreign income tax offset	20O	\$1.86

PART B – COMPONENTS OF DISTRIBUTION

Item	Cash Distribution	Tax Paid/Offsets	Tax Attribution
Australian income			
Unfranked distributions			\$57.92
Unfranked CFI distributions			\$150.13
Interest (subject to non resident WHT)			\$31.01
Interest (not subject to non resident WHT)			\$0.00
Other income - clean building MIT income			\$0.00
Other income - excluded from NCMI			\$1.20
Other income - NCMI			\$1.41
Other income			\$59.38
Non primary production income			\$301.05
Franked distributions		\$1,158.37	\$3,912.26
Capital gains			
Discounted capital gains TAP - clean building MIT income			\$0.00
Discounted capital gains TAP - excluded from NCMI			\$0.00
Discounted capital gains TAP - NCMI			\$0.00
Discounted capital gains TAP			\$0.00
Discounted capital gains NTAP			\$105.09
Capital gains – other method TAP - clean building MIT income			\$0.00
Capital gains – other method TAP - excluded from NCMI			\$0.00
Capital gains – other method TAP - NCMI			\$0.00
Capital gains – other method TAP			\$0.00
Capital gains – other method NTAP			\$0.00
Net capital gain			\$105.09
AMIT CGT gross up amount			\$105.09
Other capital gains distribution			
Total current year capital gains			\$210.18
Return of capital			
Foreign income			
Assessable foreign source income		\$1.86	\$57.24
Other non-assessable amounts			
Non-assessable non-exempt amount			\$0.00
Net exempt income			
Other non-attributable amounts			
Gross amount	\$3,401.23		\$4,480.73
AMIT cost base net amount - excess (reduce cost base)			\$80.73
AMIT cost base net amount - shortfall (increase cost base)			\$0.00
Less TFN amounts withheld	\$0.00		
Less non-resident withholding tax			
- Interest / dividend amounts withheld	\$0.00		
- Fund payment amounts withheld	\$0.00		
Net cash distribution	\$3,401.23		

To assist you in completing your tax return, you may refer to the iShares tax booklet available here:

<https://www.blackrock.com/au/individual/literature/tax-information/australian-tax-booklet-for-australian-domiciled-ishares-etfs-en-au.pdf>

PLEASE RETAIN THIS STATEMENT FOR INCOME TAX PURPOSES



12 October 2022

000059 000 

MR CRAIG ANTHONY SAUNDERS &
MRS VANESSA JANE SAUNDERS <BLUE SKY
TRADING S/F A/C>
9 KNIGHT STREET
ERSKINEVILLE NSW 2043

Holder Id: X0061255109
TFN/ABN Status: Not quoted
CitiFirst Warrant(s): IOZJCA

2022 ANNUAL STATEMENT FOR INSTALMENTS THAT PAID DISTRIBUTION(S)

Dear Investor,

We are pleased to provide you with an annual statement for your CitiFirst Warrants holding over iShares Core S&P/ASX 200 ETF "IOZ", as issued by Citigroup Global Markets Australia Pty Limited ("Citi" ABN 64 003 114 832 & AFSL 240992).

The information contained within the following tables is provided in isolation of your particular circumstances and any disposals of your CitiFirst Warrants. You will need to determine how to incorporate these values into your tax return together with any other relevant components from other investments.

For specific enquiries regarding any taxation information contained herein, please consult your accountant, taxation advisor or financial planner. If you require a copy of the Product Disclosure Statement please call CitiFirst Warrants on 1300 30 70 70 or email citifirst.warrants@citi.com.

For additional information on iShares Core S&P/ASX 200 ETF please refer to the following:

Website:
Navigation:
Phone No: 1300 474 273 or +61 3 9415 4695

Thank you for using CitiFirst Warrants and we look forward to being of service to you in the future.

Yours Sincerely



Brendan Wills
Head of Warrants Australia
Citigroup Global Markets Australia Pty Limited

This statement is necessarily general in nature and does not take into account the specific taxation circumstances of each Holder. Holders should not rely on this statement and should obtain specific taxation advice referable to their own circumstances prior to making any investment decision.

2022 Annual Distribution Tax Statement for Instalments issued over units in iShares Core S&P/ASX 200 ETF

Income Section

	Tax Return Label	Value ¹
Unfranked dividend income	11S	-
Franked dividend income	11T	-
Franking credit	11U ²	-
TFN Amounts Withheld	11V ³	-

Supplementary Section (Income)

	Tax Return Label	Value ¹
Primary production income	13L	-
Non-primary production income	13U	\$141.51
Franked distributions from trusts	13C	\$3,284.32
Other deductions relating to distributions	13Y	-
Franking credits	13Q ²	\$928.46
Credit for TFN amounts withheld	13P/R ^{3,4}	\$1,441.00
Capital gains Tax Event	18G ⁵	Y
Total current year Capital Gains	18H	\$491.28
Net capital gain	18A	\$245.64
Interest in a Controlled Foreign Company (CFC)	19I ⁵	N
CFC Income	19K	-
Assessable foreign source income	20E	\$25.26
Other net foreign source income	20M	\$25.26
Foreign income tax offset	20O ⁶	\$0.68

1. All values are in Australian dollars.
2. In order to determine whether you are a qualified person and entitled to any franking credits, we recommend that you seek independent professional tax advice.
3. Withholding tax has been deducted when applicable.
4. You will need to determine which field is applicable to your personal circumstance and place the value in the designated field on your income tax return.
5. Whilst all values are provided in isolation of your particular circumstances, you will especially need to review these fields to determine the correct value.
6. Foreign tax that has been deducted from foreign income may be eligible to be claimed as a foreign tax credit.

Part C: Components of distribution and attribution

	Value ¹	Offsets ¹	Taxable ¹
Australian Income			
Dividend - Unfranked amount	\$104.53		\$104.53
Interest	\$26.98		\$26.98
Other income	\$9.51		\$9.51
NCMI - Non-primary	\$0.32		\$0.32
Excluded from NCMI - Non-primary	\$0.17		\$0.17
Clean Building MIT income	-		-
Non primary production income	\$141.51		\$141.51
NCMI - Primary production	-		-
Excluded from NCMI - Primary	-		-
Primary production income	-		-
Dividend - Franked amount	\$2,355.86	\$928.46	\$3,284.32
Capital Gains			
Discount Capital Gains	\$245.64		\$245.64
Capital Gains - other method	-		-
NCMI Capital Gains	-		-
Excluded from NCMI Capital Gains	-		-
Net Capital Gains			\$245.64
Foreign Income			
Assessable foreign source income	\$24.58	\$0.68	\$25.26
Other Non-Assessable Amounts			
Non-assessable non-exempt income	-		-
Non-assessable income	\$54.63		
Non-Cash Attribution Income	\$245.64		
Gross cash distribution	\$3,067.86		
Other Deductions from Distribution			
TFN amounts withheld	\$1,441.00		
Other expenses	-		
Net cash distribution	\$1,626.86		

Part D: Combined Dividend and Distribution

	Value ¹
Net Cash Distribution	\$1,626.86
Less Non Resident Distribution Withholding Tax	-
Net Dividend	-
Less Non Resident Dividend Withholding Tax	-
Total	\$1,626.86

Part E: Other Amounts

	Value ¹
AMIT cost base net increase amount	-
AMIT cost base net decrease amount	\$54.63

iShares S&P/ASX Small Ordinaries ETF

ARSN 146 080 739
BlackRock Investment Management (Australia) Limited
ABN 13 006 165 975 AFSL 230523

155987 000 ISO



MR CRAIG ANTHONY SAUNDERS &
MRS VANESSA JANE SAUNDERS
<BLUE SKY TRADING S/F A/C>
9 KNIGHT STREET
ERSKINEVILLE NSW 2043

Update your information:

www.investorcentre.com/au/contact

Computershare Investor Services Pty Limited
GPO Box 2975 Melbourne

Victoria 3001 Australia

Enquiries: (within Australia) 1-300-ishare (474 273)
(international) +61 3 9415 4695

TFN/ABN Status: Quoted

Holder Identification Number (HIN)

HIN WITHHELD

ATTRIBUTION MANAGED INVESTMENT TRUST MEMBER ANNUAL TAX STATEMENT FOR YEAR ENDED 30 JUNE 2022

The following tax return items are valid for Australian resident individual unitholders only.

PART A – SUMMARY OF 2022 TAX RETURN (SUPPLEMENTARY SECTION) ITEMS

Item	Tax Return Label	Tax Attribution Amount
Share of non-primary production income	13U	\$131.92
Franked distributions from trusts	13C	\$475.73
Share of franking credits from franked dividends	13Q	\$171.36
Share of credit for TFN amounts withheld	13R	\$0.00
Share of credit for foreign resident withholding amounts	13A	\$0.00
Net capital gain	18A	\$611.91
Total current year capital gains	18H	\$1,223.82
Assessable foreign source income	20E	\$59.14
Other net foreign source income	20M	\$59.14
Foreign income tax offset	20O	\$10.79

PART B – COMPONENTS OF DISTRIBUTION

Item	Cash Distribution	Tax Paid/Offsets	Tax Attribution
Australian income			
Unfranked distributions			\$31.70
Unfranked CFI distributions			\$47.25
Interest (subject to non resident WHT)			\$2.77
Interest (not subject to non resident WHT)			\$0.00
Other income - clean building MIT income			\$0.00
Other income - excluded from NCMI			\$2.74
Other income - NCMI			\$1.04
Other income			\$46.42
Non primary production income			\$131.92
Franked distributions		\$171.36	\$475.73
Capital gains			
Discounted capital gains TAP - clean building MIT income			\$0.00
Discounted capital gains TAP - excluded from NCMI			\$0.00
Discounted capital gains TAP - NCMI			\$0.00
Discounted capital gains TAP			\$0.00
Discounted capital gains NTAP			\$611.91
Capital gains – other method TAP - clean building MIT income			\$0.00
Capital gains – other method TAP - excluded from NCMI			\$0.00
Capital gains – other method TAP - NCMI			\$0.00
Capital gains – other method TAP			\$0.00
Capital gains – other method NTAP			\$0.00
Net capital gain			\$611.91
AMIT CGT gross up amount			\$611.91
Other capital gains distribution			
Total current year capital gains			\$1,223.82
Return of capital			
Foreign income			
Assessable foreign source income		\$10.79	\$59.14
Other non-assessable amounts			
Non-assessable non-exempt amount			\$0.00
Net exempt income			
Other non-attributable amounts			
Gross amount	\$1,770.49		\$1,890.61
AMIT cost base net amount - excess (reduce cost base)			\$62.03
AMIT cost base net amount - shortfall (increase cost base)			\$0.00
Less TFN amounts withheld	\$0.00		
Less non-resident withholding tax			
- Interest / dividend amounts withheld	\$0.00		
- Fund payment amounts withheld	\$0.00		
Net cash distribution	\$1,770.49		

To assist you in completing your tax return, you may refer to the iShares tax booklet available here:

<https://www.blackrock.com/au/individual/literature/tax-information/australian-tax-booklet-for-australian-domiciled-ishares-etfs-en-au.pdf>

PLEASE RETAIN THIS STATEMENT FOR INCOME TAX PURPOSES

All Registry communications to:
C/- Link Market Services Limited
Locked Bag A14, Sydney South, NSW, 1235
Telephone: 1300 665 385
ASX Code: SFY
Security Code: SFY
Email: SPDR@linkmarketservices.com.au
Website: www.linkmarketservices.com.au

Part A: Your details



011 000526

MR CRAIG ANTHONY SAUNDERS &
MRS VANESSA JANE SAUNDERS
<BLUE SKY TRADING S/F A/C>
9 KNIGHT STREET
ERSKINEVILLE NSW 2043

Date: 26 July 2022
Reference No.: X*****5109

**Attribution Managed Investment Trust Member Annual
Statement for the year ended 30 June 2022**

Part B: Summary of 2022 tax return (supplementary section) items for a resident individual

Item	Amount	Tax return label
Share of net income from trusts, less net capital gains, foreign income and franked distributions	\$1,432.78	13U
Franked distribution from trusts	\$26,461.12	13C
Share of franking credits from franked dividends	\$8,272.36	13Q
Share of credit for tax file number amounts withheld from interest, dividends and unit trust distributions	\$0.00	13R
Share of credit for foreign resident withholding amounts (excluding capital gains)	\$0.00	13A
Net capital gain	\$74.74	18A
Total current year capital gains	\$149.48	18H
CFC Income	\$0.00	19K
Assessable foreign source income	\$271.08	20E
Other net foreign source income	\$271.08	20M
Australian franking credits from a New Zealand franking company	\$0.00	20F
Foreign income tax offset *	\$0.22	20O

*To work out your foreign income tax offset (FITO) entitlement, see 20 Foreign source income and foreign assets or property or the Guide to foreign tax offset rules 2022.

Part B: Capital gains tax information - Additional information for item 18

	Amount	
Capital gains - discounted method	\$149.48	(gross amount)
Capital gains - other method	\$0.00	
Total current year capital gains	\$149.48	

Part C: Components of attribution	Cash Distributions	Tax paid or Franking credit (gross up)	Attributable amount
Australian Income			
Interest (subject to non - resident withholding tax)			\$218.15
Interest (not subject to non - resident withholding tax)			\$0.00
Dividends - unfranked amount declared to be CFI			\$920.07
Dividends - unfranked amount not declared to be CFI			\$155.97
Other assessable Australian income (Other)			\$117.94
Other assessable Australian income (NCMI)			\$18.40
Other assessable Australian income (Excluded from NCMI)			\$0.50
Other assessable Australian income (CBMI)			\$1.75
Non-primary production income			\$1,432.78
Dividends - Franked amount		\$8,272.36	\$26,461.12
Capital Gains			
Capital gains – Discounted method TAP (Other)			\$74.74
Capital gains – Discounted method TAP (NCMI)			\$0.00
Capital gains – Discounted method TAP (Excluded from NCMI)			\$0.00
Capital gains – Discounted method TAP (CBMI)			\$0.00
Capital gains - Discounted method NTAP			\$0.00
Taxable foreign capital gains - Discounted method		\$0.00	\$0.00
Capital gains – Other method TAP (Other)			\$0.00
Capital gains – Other method TAP (NCMI)			\$0.00
Capital gains – Other method TAP (Excluded from NCMI)			\$0.00
Capital gains – Other method TAP (CBMI)			\$0.00
Capital gains - Other method NTAP			\$0.00
Taxable foreign capital gains - Other method		\$0.00	\$0.00
Net Capital Gains		\$0.00	\$74.74
AMIT CGT gross up amount			\$74.74
Other capital gains distribution			
Total current year capital gains		\$0.00	\$149.48
Foreign Income			
Other net foreign source income		\$0.22	\$271.08
Assessable foreign source income		\$0.22	\$271.08
Australian franking credit from a New Zealand franking company		\$0.00	\$0.00
CFC income			\$0.00
Total foreign income		\$0.22	\$271.08
Other Non-assessable Amounts			Amount
Net exempt income			\$0.00
Non-assessable non-exempt amount			\$0.00
Other non-attributable amounts			\$362.42
Total Non-Assessable amounts			\$362.42
Gross Cash Distribution	\$20,404.30		
Less: TFN amounts withheld	\$0.00		
Less: Non-resident tax withheld on interest and dividends	\$0.00		
Less: Non-resident tax withheld on fund payments	\$0.00		
Net Cash Distribution	\$20,404.30		
Part D: Tax offsets			
Tax offsets			Amount
Franking credit tax offset from Australian resident companies			\$8,272.36
Foreign income tax offset - Other net foreign source income			\$0.22
Foreign income tax offset - Taxable foreign capital gains - Discounted method			\$0.00
Foreign income tax offset - Taxable foreign capital gains - Other method			\$0.00
Australian franking credit from a New Zealand franking company			\$0.00
Total tax offsets			\$8,272.58
Part E: Attribution Managed Investment Trust ('AMIT') cost base adjustments			Amount
AMIT cost base net amount - excess (decrease cost base)			\$362.42
AMIT cost base net amount - shortfall (increase cost base)			\$0.00

To view or change your details, please visit our investor website at www.linkmarketservices.com.au

23900 - Dividends Received

2022 Financial Year

Preparer Desiree Yutuc

Reviewer Steven Lee

Status Completed

Account Code	Description	CY Balance	LY Balance	Change
ANZ.AX	Australia And New Zealand Banking Group Limited	(\$71.00)	(\$30.00)	136.67%
AWC.AX	Alumina Limited	(\$854.83)		100%
BHP.AX1	BHPJOP	(\$5,377.60)		100%
CBA.AXW	Commonwealth Bank Of Australia.	(\$75.00)	(\$49.60)	51.21%
CGF.AX	Challenger Limited	(\$431.50)		100%
EDV.AX	Endeavour Group Limited	(\$585.00)		100%
ICLN.NDQ	BlackRock Institutional Trust Company N.A. - iShares Global Clean Energy ETF	(\$159.33)	(\$68.86)	131.38%
IDX.AX	Integral Diagnostics Limited	(\$550.00)	(\$760.00)	(27.63)%
RIO.AX1	RIOJOB	(\$3,314.20)		100%
TOP.AX	Thorney Opportunities Ltd - Ordinary Fully Paid		(\$240.00)	100%
WBC.AX	Westpac Banking Corporation	(\$60.50)	(\$44.50)	35.96%
WBC.AX13	WBCJOC	(\$1,220.00)		100%
WOW.AX	Woolworths Group Limited	(\$390.00)		100%
TOTAL		CY Balance	LY Balance	
		(\$13,088.96)	(\$1,192.96)	

Supporting Documents

- Investment Income Comparison Report [Report](#)
- Dividend Reconciliation Report [Report](#)
- BHPJOP SSAW_Payment_Advice_2022_06_01.pdf [BHP.AX1](#)

Standard Checklist

- Attach copies of all dividend statements
- Attach copy of Dividend Reconciliation Report
- Attach copy of Investment Income Comparison Report

Blue Sky Trading Super Fund

Investment Income Comparison Report

As at 30 June 2022

Investment	Ledger Data				ASX & UUT Data						
	Transaction Date	Income Amount	Franking Credit	Date Payable	Ex Div/Dist Date	Units On Hand	45 Day Qualified	Amount per share/unit	Estimated Income	Estimated Franking*	
Reconciled											
Shares in Listed Companies (Australian)											
ANZ.AX	Australia And New Zealand Banking Group Limited	01/07/2021	35.00	15.00	01/07/2021	10/05/2021	50.00	50.00	0.7000	35.00	15.00
ANZ.AX	Australia And New Zealand Banking Group Limited	16/12/2021	36.00	15.43	16/12/2021	08/11/2021	50.00	50.00	0.7200	36.00	15.43
AWC.AX	Alumina Limited	15/09/2021	464.83	199.21	15/09/2021	27/08/2021	10,000.00	10,000.00	0.0465	464.83	199.21
AWC.AX	Alumina Limited	17/03/2022	390.00	167.14	17/03/2022	25/02/2022	10,000.00	10,000.00	0.0390	390.00	167.14
CBA.AX	Commonwealth Bank Of Australia.	29/09/2021	40.00	17.14	29/09/2021	17/08/2021	20.00	20.00	2.0000	40.00	17.14
CBA.AX	Commonwealth Bank Of Australia.	30/03/2022	35.00	15.00	30/03/2022	16/02/2022	20.00	20.00	1.7500	35.00	15.00
CGF.AX	Challenger Limited	22/09/2021	420.00	180.00	22/09/2021	30/08/2021	4,000.00	4,000.00	0.1050	420.00	180.00
CGF.AX	Challenger Limited	22/03/2022	11.50	4.93	22/03/2022	24/02/2022	100.00	100.00	0.1150	11.50	4.93
EDV.AX	Endeavour Group Limited	22/09/2021	210.00	90.00	22/09/2021	01/09/2021	3,000.00	3,000.00	0.0700	210.00	90.00
EDV.AX	Endeavour Group Limited	28/03/2022	375.00	160.71	28/03/2022	01/03/2022	3,000.00	3,000.00	0.1250	375.00	160.71
IDX.AX	Integral Diagnostics Limited	06/10/2021	350.00	150.00	06/10/2021	02/09/2021	5,000.00	5,000.00	0.0700	350.00	150.00
IDX.AX	Integral Diagnostics Limited	04/04/2022	200.00	85.71	04/04/2022	01/03/2022	5,000.00	5,000.00	0.0400	200.00	85.71
RIO.AX	RIOJOB	10/03/2022	429.00	183.86							
RIO.AX	RIOJOB	22/04/2022	2,885.20	1,236.51	21/04/2022	10/03/2022	500.00	500.00	6.6284	3,314.20	1,420.37
WBC.AX	Westpac Banking Corporation	21/12/2021	30.00	12.86	21/12/2021	05/11/2021	50.00	50.00	0.6000	30.00	12.86
WBC.AX	Westpac Banking Corporation	24/06/2022	30.50	13.07	24/06/2022	19/05/2022	50.00	50.00	0.6100	30.50	13.07
WBC.AX	WBCJOC	24/06/2022	1,220.00	522.86	24/06/2022	19/05/2022	2,000.00	0.00	0.6100	1,220.00	0.00
WOW.AX	Woolworths Group Limited	13/04/2022	390.00	167.14	13/04/2022	03/03/2022	1,000.00	1,000.00	0.3900	390.00	167.14
			7,552.03	3,236.57					14.6189	7,552.03	2,713.71

Units in Listed Unit Trusts (Australian)

Blue Sky Trading Super Fund

Investment Income Comparison Report

As at 30 June 2022

Investment		Ledger Data			ASX & UUT Data						
		Transaction Date	Income Amount	Franking Credit	Date Payable	Ex Div/Dist Date	Units On Hand	45 Day Qualified	Amount per share/unit	Estimated Income	Estimated Franking*
FUEL.AX	Betashares Global Energy Companies Etf - Currency Hedged	19/01/2022	497.15		19/01/2022	04/01/2022	5,000.00	5,000.00	0.0994	497.15	0.00
FUEL.AX	Betashares Global Energy Companies Etf - Currency Hedged				18/07/2022	01/07/2022	5,000.00	5,000.00	0.0000	0.00	
IOZ.AX	Ishares Core S&p/asx 200 Etf				13/07/2022	01/07/2022	2,139.00	2,139.00	0.6136	1,312.43	431.92
IOZ.AX	Ishares Core S&p/asx 200 Etf	20/10/2021	988.17		20/10/2021	08/10/2021	2,070.00	2,070.00	0.4774	988.17	373.57
IOZ.AX	Ishares Core S&p/asx 200 Etf	18/01/2022	306.89		18/01/2022	06/01/2022	2,103.00	2,103.00	0.1459	306.89	87.81
IOZ.AX	Ishares Core S&p/asx 200 Etf	21/04/2022	793.74		21/04/2022	07/04/2022	2,113.00	2,113.00	0.3756	793.74	286.94
IOZ.AX	Ishares Core S&p/asx 200 Etf	30/06/2022	1,312.43	1,158.37							
ISO.AX	Ishares S&p/asx Small Ordinaries Etf	18/01/2022	246.54		18/01/2022	06/01/2022	5,000.00	5,000.00	0.0493	246.54	60.55
ISO.AX	Ishares S&p/asx Small Ordinaries Etf	30/06/2022	1,523.95	171.36							
ISO.AX	Ishares S&p/asx Small Ordinaries Etf				13/07/2022	01/07/2022	5,042.00	5,042.00	0.3023	1,523.95	69.88
SFY.AX	Spdr S&p/Asx 50 Fund - Exchange Traded Fund Units Fully Paid				12/07/2022	29/06/2022	5,630.00	5,630.00	1.3409	7,549.23	3,063.08
SFY.AX	Spdr S&p/Asx 50 Fund - Exchange Traded Fund Units Fully Paid	12/10/2021	6,371.97		12/10/2021	29/09/2021	5,432.00	5,432.00	1.1730	6,371.97	2,556.15
SFY.AX	Spdr S&p/Asx 50 Fund - Exchange Traded Fund Units Fully Paid	13/01/2022	2,299.71		13/01/2022	30/12/2021	5,533.00	5,533.00	0.4156	2,299.71	881.83
SFY.AX	Spdr S&p/Asx 50 Fund - Exchange Traded Fund Units Fully Paid	12/04/2022	4,183.39		12/04/2022	30/03/2022	5,567.00	5,567.00	0.7515	4,183.39	1,771.24
SFY.AX	Spdr S&p/Asx 50 Fund - Exchange Traded Fund Units Fully Paid	30/06/2022	7,549.23	8,272.36							
			26,073.17	9,602.09					5.7445	26,073.16	9,582.97

Unreconciled

Blue Sky Trading Super Fund

Investment Income Comparison Report

As at 30 June 2022

Investment	Ledger Data			ASX & UUT Data						
	Transaction Date	Income Amount	Franking Credit	Date Payable	Ex Div/Dist Date	Units On Hand	45 Day Qualified	Amount per share/unit	Estimated Income	Estimated Franking*
Shares in Listed Companies (Australian)										
BHP.AX	BHPJOP	26/05/2022	5,377.60	2,304.69						
			5,377.60	2,304.69						
Shares in Listed Companies (Overseas)										
ICLN.NDQ	BlackRock Institutional Trust Company N.A. - iShares Global Clean Energy ETF	22/12/2021	67.91							
ICLN.NDQ	BlackRock Institutional Trust Company N.A. - iShares Global Clean Energy ETF	10/01/2022	7.23							
ICLN.NDQ	BlackRock Institutional Trust Company N.A. - iShares Global Clean Energy ETF	21/06/2022	84.19							
			159.33							
Units in Listed Unit Trusts (Australian)										
IOZ.AX	IOZJCA	30/06/2022	3,067.86	928.46						
			3,067.86	928.46						
			42,229.99	16,071.81				20.3634	33,625.19	12,296.68

*Franking credit is estimated using 45 day qualified units. The estimation might not be accurate for preference shares and hedging arrangements.

Blue Sky Trading Super Fund

Dividend Reconciliation Report

For The Period 01 July 2021 - 30 June 2022

Date	Net Payment Received	Australian Income			Foreign Income			Withheld		
		Unfranked	Franked	Franking Credits	Foreign Income	Foreign Credits	NZ Credits	TFN Withheld	Non-Resident	LIC Deduction
22/09/2021	420.00	0.00	420.00	180.00						
22/03/2022	11.50	0.00	11.50	4.93						
	431.50	0.00	431.50	184.93						
EDV.AX Endeavour Group Limited										
22/09/2021	210.00	0.00	210.00	90.00						
28/03/2022	375.00	0.00	375.00	160.71						
	585.00	0.00	585.00	250.71						
IDX.AX Integral Diagnostics Limited										
06/10/2021	350.00	0.00	350.00	150.00						
04/04/2022	200.00	0.00	200.00	85.71						
	550.00	0.00	550.00	235.71						
RIO.AX RIOJOB										
10/03/2022	429.00	0.00	429.00	183.86						
22/04/2022	2,885.20	0.00	2,885.20	1,236.51						
	3,314.20	0.00	3,314.20	1,420.37						
WBC.AX Westpac Banking Corporation										
21/12/2021	30.00	0.00	30.00	12.86						

Blue Sky Trading Super Fund

Dividend Reconciliation Report

For The Period 01 July 2021 - 30 June 2022

Date	Net Payment Received	Australian Income			Foreign Income			Withheld		
		Unfranked	Franked	Franking Credits	Foreign Income	Foreign Credits	NZ Credits	TFN Withheld	Non-Resident	LIC Deduction
24/06/2022	30.50	0.00	30.50	13.07						
24/06/2022	1,220.00	0.00	1,220.00	522.86						
	1,280.50	0.00	1,280.50	548.79						
WOW.AX Woolworths Group Limited										
13/04/2022	390.00	0.00	390.00	167.14						
	390.00	0.00	390.00	167.14						
	12,929.63	0.00	12,929.63	5,541.26						

Shares in Listed Companies (Overseas)

ICLN.NDQ BlackRock Institutional Trust Company N.A. - iShares Global Clean Energy ETF

22/12/2021	67.91				67.91	11.98				
10/01/2022	7.23				7.23	1.27				
21/06/2022	84.19				84.19	14.88				
	159.33				159.33	28.13				
	159.33				159.33	28.13				

Blue Sky Trading Super Fund

Dividend Reconciliation Report

For The Period 01 July 2021 - 30 June 2022

Date	Net Payment Received	Australian Income			Foreign Income			Withheld		
		Unfranked	Franked	Franking Credits	Foreign Income	Foreign Credits	NZ Credits	TFN Withheld	Non-Resident	LIC Deduction
TOTAL	13,088.96	0.00	12,929.63	5,541.26	159.33	28.13				

Tax Return Reconciliation

	Totals	Tax Return Label
Unfranked	0.00	J
Franked Dividends	12,929.63	K
Franking Credits	5,541.26	L



Citigroup Global Markets Australia Pty Limited
ABN 64 003 114 832
AFSL Number 240992

000005 000 SSAW



MR CRAIG ANTHONY SAUNDERS &
MRS VANESSA JANE SAUNDERS
<BLUE SKY TRADING S/F A/C>
9 KNIGHT STREET
ERSKINEVILLE NSW 2043

Update your information:



Online:

www.investorcentre.com/contact



By Mail:

Computershare Investor Services Pty Limited
GPO Box 2975 Melbourne
Victoria 3001 Australia

Enquiries:

(within Australia) 1300 364 060
(international) +61 3 9415 4071

Holder Identification Number (HIN)

HIN WITHHELD

TFN/ABN Status	Not Quoted
Ex-dividend Date	26 May 2022
Record Date	26 May 2022
Payment Date	1 June 2022

Dividend Payment

This statement represents a dividend payment on your Citigroup Global Markets Pty Limited warrant.

Details of this dividend payment are listed below.

Warrant Code	Payment Rate	Warrant Holding	Franked Amount	Unfranked Amount	Gross Payment
BHPJOP	\$5.3776	1,000	\$5,377.60	\$0.00	\$5,377.60
*Net Payment					\$5,377.60
Net Cash Payment					\$0.00
Franking Credit					\$2,304.69

Note: You should retain this statement to assist you in preparing your tax return.

Important Notice

***Your net payment has been applied to reduce the Completion Payment. The reduction in the Completion Payment is effective from the ex-dividend date. For further information, please refer to the relevant Product Disclosure Statement, which can be found on our website, www.citifirst.com.au.**

Alternately, please call either your Financial Advisor or Citi Retail Structured Products on 1300 30 70 70.

24700 - Changes in Market Values of Investments

2022 Financial Year

Preparer Desiree Yutuc

Reviewer Steven Lee

Status Completed

Account Code	Description	CY Balance	LY Balance	Change
24700	Changes in Market Values of Investments	\$12,487.49	(\$78,461.43)	(115.92)%
TOTAL		CY Balance	LY Balance	
		\$12,487.49	(\$78,461.43)	

Supporting Documents

- Market Movement [Report](#)
- Net Capital Gains Reconciliation [Report](#)
- Realised Capital Gain Report [Report](#)

Standard Checklist

- Attach copies of Source Documentation (Contract Notes, Broker Statements, Chess Statements, Contracts of Sale, Managed Fund Statements etc)
- Attach copy of Market Movement report
- Attach copy of Net Capital Gains Reconciliation
- Attach copy of Realised Capital Gain Report
- Ensure all Asset Disposals have been entered
- Ensure all Market Values have been entered for June 30
- Ensure all Tax Deferred Distributions have been entered

Blue Sky Trading Super Fund

Market Movement Report

As at 30 June 2022

Investment	Date	Description	Unrealised				Realised			Total
			Units	Accounting Cost Movement	Market Movement	Depreciation	Balance	Consideration	Accounting Cost Base	
AKE.AX - Allkem Limited										
	06/12/2021	Code/Class Change	3,000.00	19,515.60	0.00	0.00	19,515.60	0.00	0.00	0.00
	06/06/2022	Disposal	(3,000.00)	(19,515.60)	0.00	0.00	0.00	34,322.52	19,515.60	14,806.92
	06/06/2022	Writeback	0.00	0.00	(6,044.40)	0.00	(6,044.40)	0.00	0.00	0.00
	30/06/2022	Revaluation	0.00	0.00	6,044.40	0.00	0.00	0.00	0.00	0.00
	30/06/2022		0.00	0.00	0.00	0.00	0.00	34,322.52	19,515.60	14,806.92
ANZ.AX - Australia And New Zealand Banking Group Limited										
	01/07/2021	Opening Balance	50.00	0.00	0.00	0.00	1,407.50	0.00	0.00	0.00
	30/06/2022	Revaluation	0.00	0.00	(306.00)	0.00	1,101.50	0.00	0.00	0.00
	30/06/2022		50.00	0.00	(306.00)	0.00	1,101.50	0.00	0.00	0.00
AWC.AX - Alumina Limited										
	29/07/2021	Purchase	10,000.00	17,114.95	0.00	0.00	17,114.95	0.00	0.00	0.00
	01/06/2022	Disposal	(10,000.00)	(17,114.95)	0.00	0.00	0.00	16,835.89	17,114.95	(279.06)
	30/06/2022		0.00	0.00	0.00	0.00	0.00	16,835.89	17,114.95	(279.06)
BHP.AX1 - BHPJOP										
	12/05/2022	Purchase	1,000.00	44,279.95	0.00	0.00	44,279.95	0.00	0.00	0.00
	14/06/2022	Disposal	(1,000.00)	(44,279.95)	0.00	0.00	0.00	47,463.43	44,279.95	3,183.48
	22/06/2022	Purchase	1,000.00	40,393.25	0.00	0.00	40,393.25	0.00	0.00	0.00
	30/06/2022	Revaluation	0.00	0.00	856.75	0.00	41,250.00	0.00	0.00	0.00
	30/06/2022		1,000.00	40,393.25	856.75	0.00	41,250.00	47,463.43	44,279.95	3,183.48
BLD.AX - Boral Limited.										
	01/07/2021	Opening Balance	3,000.00	0.00	0.00	0.00	22,050.00	0.00	0.00	0.00
	08/07/2021	Disposal	(3,000.00)	(14,954.95)	0.00	0.00	7,095.05	22,137.28	14,954.95	7,182.33
	08/07/2021	Writeback	0.00	0.00	(7,095.05)	0.00	0.00	0.00	0.00	0.00
	30/06/2022		0.00	(14,954.95)	(7,095.05)	0.00	0.00	22,137.28	14,954.95	7,182.33
CBA.AXW - Commonwealth Bank Of Australia.										
	01/07/2021	Opening Balance	20.00	0.00	0.00	0.00	1,997.40	0.00	0.00	0.00
	30/06/2022	Revaluation	0.00	0.00	(189.80)	0.00	1,807.60	0.00	0.00	0.00
	30/06/2022		20.00	0.00	(189.80)	0.00	1,807.60	0.00	0.00	0.00
CGF.AX - Challenger Limited										
	29/07/2021	Purchase	4,000.00	23,082.74	0.00	0.00	23,082.74	0.00	0.00	0.00
	28/01/2022	Disposal	(3,900.00)	(22,505.67)	0.00	0.00	577.07	21,861.50	22,505.67	(644.17)
	30/06/2022	Revaluation	0.00	0.00	106.93	0.00	684.00	0.00	0.00	0.00

Blue Sky Trading Super Fund

Market Movement Report

As at 30 June 2022

Investment	Date	Description	Unrealised				Realised			Total
			Units	Accounting Cost Movement	Market Movement	Depreciation	Balance	Consideration	Accounting Cost Base	
	30/06/2022		100.00	577.07	106.93	0.00	684.00	21,861.50	22,505.67	(644.17)
EDV.AX - Endeavour Group Limited										
	01/07/2021	Opening Balance	3,000.00	0.00	0.00	0.00	18,870.00	0.00	0.00	0.00
	30/06/2022	Revaluation	0.00	0.00	3,840.00	0.00	22,710.00	0.00	0.00	0.00
	30/06/2022		3,000.00	0.00	3,840.00	0.00	22,710.00	0.00	0.00	0.00
FUEL.AX - Betashares Global Energy Companies Etf - Currency Hedged										
	01/07/2021	Opening Balance	5,000.00	0.00	0.00	0.00	23,000.00	0.00	0.00	0.00
	30/06/2022	Revaluation	0.00	0.00	5,300.00	0.00	28,300.00	0.00	0.00	0.00
	30/06/2022		5,000.00	0.00	5,300.00	0.00	28,300.00	0.00	0.00	0.00
ICLN.NDQ - BlackRock Institutional Trust Company N.A. - iShares Global Clean Energy ETF										
	01/07/2021	Opening Balance	500.00	0.00	0.00	0.00	15,602.55	0.00	0.00	0.00
	30/06/2022	Revaluation	0.00	0.00	(1,776.15)	0.00	13,826.40	0.00	0.00	0.00
	30/06/2022		500.00	0.00	(1,776.15)	0.00	13,826.40	0.00	0.00	0.00
IDX.AX - Integral Diagnostics Limited										
	01/07/2021	Opening Balance	5,000.00	0.00	0.00	0.00	26,000.00	0.00	0.00	0.00
	14/03/2022	Purchase	969.00	3,333.36	0.00	0.00	29,333.36	0.00	0.00	0.00
	30/06/2022	Revaluation	0.00	0.00	(11,247.29)	0.00	18,086.07	0.00	0.00	0.00
	30/06/2022		5,969.00	3,333.36	(11,247.29)	0.00	18,086.07	0.00	0.00	0.00
IHL.AX - Incannex Healthcare Limited										
	01/07/2021	Opening Balance	70,000.00	0.00	0.00	0.00	17,500.00	0.00	0.00	0.00
	24/09/2021	Disposal	(20,000.00)	(1,222.99)	0.00	0.00	16,277.01	7,185.05	1,222.99	5,962.06
	24/09/2021	Writeback	0.00	0.00	(3,777.01)	0.00	12,500.00	0.00	0.00	0.00
	08/12/2021	Disposal	(50,000.00)	(3,057.47)	0.00	0.00	9,442.53	23,980.80	3,057.47	20,923.33
	08/12/2021	Writeback	0.00	0.00	(9,442.52)	0.00	0.01	0.00	0.00	0.00
	30/06/2022	Revaluation	0.00	0.00	(0.01)	0.00	0.00	0.00	0.00	0.00
	30/06/2022		0.00	(4,280.46)	(13,219.54)	0.00	0.00	31,165.85	4,280.46	26,885.39
IOZ.AX1 - Ishares Core S&p/asx 200 Etf										
	01/07/2021	Opening Balance	2,056.00	0.00	0.00	0.00	62,008.96	0.00	0.00	0.00
	13/07/2021	Purchase	14.00	418.53	0.00	0.00	62,427.49	0.00	0.00	0.00
	20/10/2021	Purchase	33.00	988.17	0.00	0.00	63,415.66	0.00	0.00	0.00
	18/01/2022	Purchase	10.00	306.89	0.00	0.00	63,722.55	0.00	0.00	0.00
	21/04/2022	Purchase	26.00	793.74	0.00	0.00	64,516.29	0.00	0.00	0.00

Blue Sky Trading Super Fund

Market Movement Report

As at 30 June 2022

Investment	Date	Description	Unrealised				Realised			Total
			Units	Accounting Cost Movement	Market Movement	Depreciation	Balance	Consideration	Accounting Cost Base	
	30/06/2022	Revaluation	0.00	0.00	(6,549.39)	0.00	57,966.90	0.00	0.00	0.00
	30/06/2022		2,139.00	2,507.33	(6,549.39)	0.00	57,966.90	0.00	0.00	0.00
IOZ.AX4 - IOZJCA										
	30/06/2022	Purchase	5,000.00	138,508.18	0.00	0.00	138,508.18	0.00	0.00	0.00
	30/06/2022	Revaluation	0.00	0.00	(3,008.18)	0.00	135,500.00	0.00	0.00	0.00
	30/06/2022		5,000.00	138,508.18	(3,008.18)	0.00	135,500.00	0.00	0.00	0.00
ISO.AX - Ishares S&p/asx Small Ordinaries Etf										
	01/07/2021	Opening Balance	5,000.00	0.00	0.00	0.00	29,200.00	0.00	0.00	0.00
	18/01/2022	Purchase	42.00	246.54	0.00	0.00	29,446.54	0.00	0.00	0.00
	30/06/2022	Revaluation	0.00	0.00	(7,362.58)	0.00	22,083.96	0.00	0.00	0.00
	30/06/2022		5,042.00	246.54	(7,362.58)	0.00	22,083.96	0.00	0.00	0.00
ORE.AX - Orocobre Limited										
	01/07/2021	Opening Balance	3,000.00	0.00	0.00	0.00	19,410.00	0.00	0.00	0.00
	06/12/2021	Code/Class Change	(3,000.00)	0.00	0.00	0.00	19,410.00	0.00	0.00	0.00
	06/12/2021	Code/Class Change	0.00	(19,515.60)	0.00	0.00	(105.60)	19,515.60	19,515.60	0.00
	30/06/2022	Revaluation	0.00	0.00	105.60	0.00	0.00	0.00	0.00	0.00
	30/06/2022		0.00	(19,515.60)	105.60	0.00	0.00	19,515.60	19,515.60	0.00
RIO.AX1 - RIOJOB										
	03/03/2022	Purchase	500.00	59,021.93	0.00	0.00	59,021.93	0.00	0.00	0.00
	14/06/2022	Disposal	(500.00)	(59,021.93)	0.00	0.00	0.00	59,652.40	59,021.93	630.47
	30/06/2022		0.00	0.00	0.00	0.00	0.00	59,652.40	59,021.93	630.47
SFY.AX - Spdr S&p/Asx 50 Fund - Exchange Traded Fund Units Fully Paid										
	01/07/2021	Opening Balance	5,393.00	0.00	0.00	0.00	352,378.62	0.00	0.00	0.00
	12/07/2021	Purchase	39.00	2,529.55	0.00	0.00	354,908.17	0.00	0.00	0.00
	12/10/2021	Purchase	101.00	6,371.97	0.00	0.00	361,280.14	0.00	0.00	0.00
	13/01/2022	Purchase	34.00	2,299.71	0.00	0.00	363,579.85	0.00	0.00	0.00
	12/04/2022	Purchase	63.00	4,183.39	0.00	0.00	367,763.24	0.00	0.00	0.00
	30/06/2022	Revaluation	0.00	0.00	(36,662.94)	0.00	331,100.30	0.00	0.00	0.00
	30/06/2022		5,630.00	15,384.62	(36,662.94)	0.00	331,100.30	0.00	0.00	0.00

Blue Sky Trading Super Fund

Market Movement Report

As at 30 June 2022

Investment	Date	Description	Unrealised				Realised			Total
			Units	Accounting Cost Movement	Market Movement	Depreciation	Balance	Consideration	Accounting Cost Base	
TOP.AX - Thorney Opportunities Ltd - Ordinary Fully Paid										
	01/07/2021	Opening Balance	30,000.00	0.00	0.00	0.00	16,350.00	0.00	0.00	0.00
	04/08/2021	Disposal	(30,000.00)	(16,664.95)	0.00	0.00	(314.95)	16,495.05	16,664.95	(169.90)
	04/08/2021	Writeback	0.00	0.00	314.95	0.00	0.00	0.00	0.00	0.00
	30/06/2022		0.00	(16,664.95)	314.95	0.00	0.00	16,495.05	16,664.95	(169.90)
WBC.AX - Westpac Banking Corporation										
	01/07/2021	Opening Balance	50.00	0.00	0.00	0.00	1,290.50	0.00	0.00	0.00
	30/06/2022	Revaluation	0.00	0.00	(315.50)	0.00	975.00	0.00	0.00	0.00
	30/06/2022		50.00	0.00	(315.50)	0.00	975.00	0.00	0.00	0.00
WBC.AX13 - WBCJOC										
	04/05/2022	Purchase	2,000.00	47,909.95	0.00	0.00	47,909.95	0.00	0.00	0.00
	07/06/2022	Disposal	(2,000.00)	(47,909.95)	0.00	0.00	0.00	48,061.85	47,909.95	151.90
	30/06/2022		0.00	0.00	0.00	0.00	0.00	48,061.85	47,909.95	151.90
WOW.AX - Woolworths Group Limited										
	16/12/2021	Purchase	1,000.00	37,039.60	0.00	0.00	37,039.60	0.00	0.00	0.00
	30/06/2022	Revaluation	0.00	0.00	(1,439.60)	0.00	35,600.00	0.00	0.00	0.00
	30/06/2022		1,000.00	37,039.60	(1,439.60)	0.00	35,600.00	0.00	0.00	0.00
WSA.AX - Western Areas Limited										
	25/08/2021	Purchase	5,000.00	15,714.95	0.00	0.00	15,714.95	0.00	0.00	0.00
	24/03/2022	Disposal	(5,000.00)	(15,714.95)	0.00	0.00	0.00	17,585.05	15,714.95	1,870.10
	30/06/2022		0.00	0.00	0.00	0.00	0.00	17,585.05	15,714.95	1,870.10
XJOKCY.AX - CREDIT SUISSE INVESTMENT SERVICES (AUSTRALIA) LIMITED										
	01/07/2021	Opening Balance	1,000.00	0.00	0.00	0.00	990.00	0.00	0.00	0.00
	12/07/2021	Purchase	1,000.00	12,214.95	0.00	0.00	13,204.95	0.00	0.00	0.00
	21/07/2021	Purchase	1,000.00	13,274.95	0.00	0.00	26,479.90	0.00	0.00	0.00
	26/04/2022	Disposal	(3,000.00)	(41,354.85)	0.00	0.00	(14,874.95)	13,515.05	41,354.85	(27,839.80)
	26/04/2022	Writeback	0.00	0.00	14,874.95	0.00	0.00	0.00	0.00	0.00
	30/06/2022		0.00	(15,864.95)	14,874.95	0.00	0.00	13,515.05	41,354.85	(27,839.80)
XJOKOV.AX1 - Citigroup Global Markets Aus Pty Ltd										
	22/04/2022	Purchase	3,000.00	25,340.25	0.00	0.00	25,340.25	0.00	0.00	0.00
	16/06/2022	Disposal	(1,000.00)	(8,446.75)	0.00	0.00	16,893.50	17,515.05	8,446.75	9,068.30
	21/06/2022	Disposal	(1,000.00)	(8,446.75)	0.00	0.00	8,446.75	19,214.62	8,446.75	10,767.87
	22/06/2022	Disposal	(1,000.00)	(8,446.75)	0.00	0.00	0.00	19,184.64	8,446.75	10,737.89

Blue Sky Trading Super Fund

Market Movement Report

As at 30 June 2022

Investment	Date	Description	Unrealised				Realised			Total
			Units	Accounting Cost Movement	Market Movement	Depreciation	Balance	Consideration	Accounting Cost Base	
	30/06/2022		0.00	0.00	0.00	0.00	0.00	55,914.31	25,340.25	30,574.06
Z1P.AX - Zip Co Limited.										
	04/08/2021	Purchase	3,500.00	25,045.02	0.00	0.00	25,045.02	0.00	0.00	0.00
	18/11/2021	Disposal	(3,500.00)	(25,045.02)	0.00	0.00	0.00	20,493.60	25,045.02	(4,551.42)
	30/06/2022		0.00	0.00	0.00	0.00	0.00	20,493.60	25,045.02	(4,551.42)
ZLD.AX - Zelda Therapeutics Limited										
	01/07/2021	Opening Balance	100,000.00	0.00	0.00	0.00	4,300.00	0.00	0.00	0.00
	25/08/2021	Disposal	(100,000.00)	(6,014.95)	0.00	0.00	(1,714.95)	3,785.05	6,014.95	(2,229.90)
	25/08/2021	Writeback	0.00	0.00	1,714.95	0.00	0.00	0.00	0.00	0.00
	30/06/2022		0.00	(6,014.95)	1,714.95	0.00	0.00	3,785.05	6,014.95	(2,229.90)
Total Market Movement					(62,057.89)					49,570.40
										(12,487.49)

Blue Sky Trading Super Fund

Realised Capital Gains Report

For The Period 01 July 2021 - 30 June 2022

Investment		Accounting Treatment				Tax Treatment						
Purchase Contract Date	Disposal Contract Date	Units	Cost	Proceeds	Accounting Profit/(Loss)	Adjusted Cost Base	Reduced Cost Base	Indexed Cost Base	Indexed Gains	Discounted Gains (Gross)	Other Gains	Capital Loss
Shares in Listed Companies (Australian)												
AKE.AX - Allkem Limited												
19/04/2021	06/06/2022	3,000.00	19,515.60	34,322.52	14,806.92	19,515.60	19,515.60	0.00	0.00	14,806.92	0.00	0.00
		3,000.00	19,515.60	34,322.52	14,806.92	19,515.60	19,515.60	0.00	0.00	14,806.92	0.00	0.00
AWC.AX - Alumina Limited												
29/07/2021	01/06/2022	10,000.00	17,114.95	16,835.89	(279.06)	17,114.95	17,114.95	0.00	0.00	0.00	0.00	(279.06)
		10,000.00	17,114.95	16,835.89	(279.06)	17,114.95	17,114.95	0.00	0.00	0.00	0.00	(279.06)
BHP.AX1 - BHPJOP												
12/05/2022	14/06/2022	1,000.00	44,279.95	47,463.43	3,183.48	44,279.95	44,279.95	0.00	0.00	0.00	3,183.48	0.00
		1,000.00	44,279.95	47,463.43	3,183.48	44,279.95	44,279.95	0.00	0.00	0.00	3,183.48	0.00
BLD.AX - Boral Limited.												
12/10/2020	08/07/2021	3,000.00	14,954.95	22,137.28	7,182.33	14,954.95	14,954.95	0.00	0.00	0.00	7,182.33	0.00
		3,000.00	14,954.95	22,137.28	7,182.33	14,954.95	14,954.95	0.00	0.00	0.00	7,182.33	0.00
CGF.AX - Challenger Limited												
29/07/2021	28/01/2022	3,900.00	22,505.67	21,861.50	(644.17)	22,505.67	22,505.67	0.00	0.00	0.00	0.00	(644.17)
		3,900.00	22,505.67	21,861.50	(644.17)	22,505.67	22,505.67	0.00	0.00	0.00	0.00	(644.17)
IHL.AX - Incannex Healthcare Limited												
28/09/2020	24/09/2021	20,000.00	1,222.99	7,185.05	5,962.06	1,222.99	1,222.99	0.00	0.00	0.00	5,962.06	0.00
		20,000.00	1,222.99	7,185.05	5,962.06	1,222.99	1,222.99	0.00	0.00	0.00	5,962.06	0.00
28/09/2020	08/12/2021	50,000.00	3,057.48	23,980.80	20,923.33	3,057.48	3,057.48	0.00	0.00	20,923.33	0.00	0.00
		50,000.00	3,057.48	23,980.80	20,923.33	3,057.48	3,057.48	0.00	0.00	20,923.33	0.00	0.00

Blue Sky Trading Super Fund

Realised Capital Gains Report

For The Period 01 July 2021 - 30 June 2022

Investment		Accounting Treatment				Tax Treatment						
Purchase Contract Date	Disposal Contract Date	Units	Cost	Proceeds	Accounting Profit/(Loss)	Adjusted Cost Base	Reduced Cost Base	Indexed Cost Base	Indexed Gains	Discounted Gains (Gross)	Other Gains	Capital Loss
Shares in Listed Companies (Australian)												
RIO.AX1 - RIOJOB												
03/03/2022	14/06/2022	500.00	59,021.93	59,652.40	630.47	59,021.93	59,021.93	0.00	0.00	0.00	630.47	0.00
		500.00	59,021.93	59,652.40	630.47	59,021.93	59,021.93	0.00	0.00	0.00	630.47	0.00
TOP.AX - Thorney Opportunities Ltd - Ordinary Fully Paid												
17/11/2020	04/08/2021	30,000.00	16,664.95	16,495.05	(169.90)	16,664.95	16,664.95	0.00	0.00	0.00	0.00	(169.90)
		30,000.00	16,664.95	16,495.05	(169.90)	16,664.95	16,664.95	0.00	0.00	0.00	0.00	(169.90)
WBC.AX13 - WBCJOC												
04/05/2022	07/06/2022	2,000.00	47,909.95	48,061.85	151.90	47,909.95	47,909.95	0.00	0.00	0.00	151.90	0.00
		2,000.00	47,909.95	48,061.85	151.90	47,909.95	47,909.95	0.00	0.00	0.00	151.90	0.00
WSA.AX - Western Areas Limited												
25/08/2021	24/03/2022	5,000.00	15,714.95	17,585.05	1,870.10	15,714.95	15,714.95	0.00	0.00	0.00	1,870.10	0.00
		5,000.00	15,714.95	17,585.05	1,870.10	15,714.95	15,714.95	0.00	0.00	0.00	1,870.10	0.00
XJOKCY.AX - CREDIT SUISSE INVESTMENT SERVICES (AUSTRALIA) LIMITED												
05/05/2021	26/04/2022	1,000.00	15,864.95	4,505.02	(11,359.93)	15,864.95	15,864.95	0.00	0.00	0.00	0.00	(11,359.93)
21/07/2021	26/04/2022	1,000.00	13,274.95	4,505.02	(8,769.93)	13,274.95	13,274.95	0.00	0.00	0.00	0.00	(8,769.93)
12/07/2021	26/04/2022	1,000.00	12,214.95	4,505.02	(7,709.93)	12,214.95	12,214.95	0.00	0.00	0.00	0.00	(7,709.93)
		3,000.00	41,354.85	13,515.06	(27,839.79)	41,354.85	41,354.85	0.00	0.00	0.00	0.00	(27,839.79)
XJOKOV.AX1 - Citigroup Global Markets Aus Pty Ltd												
22/04/2022	16/06/2022	1,000.00	8,446.75	17,515.05	9,068.30	8,446.75	8,446.75	0.00	0.00	0.00	9,068.30	0.00
		1,000.00	8,446.75	17,515.05	9,068.30	8,446.75	8,446.75	0.00	0.00	0.00	9,068.30	0.00

Blue Sky Trading Super Fund

Realised Capital Gains Report

For The Period 01 July 2021 - 30 June 2022

Investment		Accounting Treatment				Tax Treatment						
Purchase Contract Date	Disposal Contract Date	Units	Cost	Proceeds	Accounting Profit/(Loss)	Adjusted Cost Base	Reduced Cost Base	Indexed Cost Base	Indexed Gains	Discounted Gains (Gross)	Other Gains	Capital Loss
Shares in Listed Companies (Australian)												
22/04/2022	21/06/2022	1,000.00	8,446.75	19,214.62	10,767.87	8,446.75	8,446.75	0.00	0.00	0.00	10,767.87	0.00
		1,000.00	8,446.75	19,214.62	10,767.87	8,446.75	8,446.75	0.00	0.00	0.00	10,767.87	0.00
22/04/2022	22/06/2022	1,000.00	8,446.75	19,184.64	10,737.89	8,446.75	8,446.75	0.00	0.00	0.00	10,737.89	0.00
		1,000.00	8,446.75	19,184.64	10,737.89	8,446.75	8,446.75	0.00	0.00	0.00	10,737.89	0.00
Z1P.AX - Zip Co Limited.												
04/08/2021	18/11/2021	3,500.00	25,045.02	20,493.60	(4,551.42)	25,045.02	25,045.02	0.00	0.00	0.00	0.00	(4,551.42)
		3,500.00	25,045.02	20,493.60	(4,551.42)	25,045.02	25,045.02	0.00	0.00	0.00	0.00	(4,551.42)
ZLD.AX - Zelda Therapeutics Limited												
28/09/2020	25/08/2021	100,000.00	6,014.95	3,785.05	(2,229.90)	6,014.95	6,014.95	0.00	0.00	0.00	0.00	(2,229.90)
		100,000.00	6,014.95	3,785.05	(2,229.90)	6,014.95	6,014.95	0.00	0.00	0.00	0.00	(2,229.90)
		237,900.00	359,718.44	409,288.84	49,570.41	359,718.44	359,718.44	0.00	0.00	35,730.25	49,554.40	(35,714.24)
Units in Listed Unit Trusts (Australian)												
FUEL.AX - Betashares Global Energy Companies Etf - Currency Hedged												
		0.00	0.00	0.00	0.00	0.00	0.00	0.00	0.00	496.72	0.00	0.00
		0.00	0.00	0.00	0.00	0.00	0.00	0.00	0.00	496.72	0.00	0.00
IOZ.AX1 - Ishares Core S&p/asx 200 Etf												
		0.00	0.00	0.00	0.00	0.00	0.00	0.00	0.00	210.18	0.00	0.00
		0.00	0.00	0.00	0.00	0.00	0.00	0.00	0.00	210.18	0.00	0.00
IOZ.AX4 - IOZJCA												
		0.00	0.00	0.00	0.00	0.00	0.00	0.00	0.00	491.28	0.00	0.00

Blue Sky Trading Super Fund

Realised Capital Gains Report

For The Period 01 July 2021 - 30 June 2022

Investment		Accounting Treatment				Tax Treatment						
Purchase Contract Date	Disposal Contract Date	Units	Cost	Proceeds	Accounting Profit/(Loss)	Adjusted Cost Base	Reduced Cost Base	Indexed Cost Base	Indexed Gains	Discounted Gains (Gross)	Other Gains	Capital Loss
Units in Listed Unit Trusts (Australian)												
		0.00	0.00	0.00	0.00	0.00	0.00	0.00	0.00	491.28	0.00	0.00
	ISO.AX - Ishares S&p/asx Small Ordinaries Etf	0.00	0.00	0.00	0.00	0.00	0.00	0.00	0.00	1,223.82	0.00	0.00
		0.00	0.00	0.00	0.00	0.00	0.00	0.00	0.00	1,223.82	0.00	0.00
	SFY.AX - Spdr S&p/Asx 50 Fund - Exchange Traded Fund Units Fully Paid	0.00	0.00	0.00	0.00	0.00	0.00	0.00	0.00	149.48	0.00	0.00
		0.00	0.00	0.00	0.00	0.00	0.00	0.00	0.00	149.48	0.00	0.00
		0.00	0.00	0.00	0.00	0.00	0.00	0.00	0.00	2,571.48	0.00	0.00
		237,900.00	359,718.44	409,288.84	49,570.41	359,718.44	359,718.44	0.00	0.00	38,301.73	49,554.40	(35,714.24)

Blue Sky Trading Super Fund

Capital Gains Reconciliation Report

For The Period 01 July 2021 - 30 June 2022

	Total	Discounted	Indexed	Other	Notional
Losses available to offset					
Carried forward from prior losses	32,903.06				
Carried forward from prior losses - Collectables	0.00				
Current year capital losses	35,714.25				
Current year capital losses - Collectables	0.00				
Total Losses Available	68,617.31				
Total Losses Available - Collectables	0.00				
Capital Gains					
Capital gains from disposal of assets	85,284.65	35,730.25	0.00	49,554.40	0.00
Capital gains from disposal of assets - Collectables	0.00	0.00	0.00	0.00	0.00
Capital gains from trust distributions	2,571.48	2,571.48	0.00	0.00	0.00
Capital Gains Before Losses applied	87,856.13	38,301.73	0.00	49,554.40	0.00
Losses and discount applied					
Losses applied	68,617.31	19,062.91	0.00	49,554.40	0.00
Losses applied - Collectables	0.00	0.00	0.00	0.00	0.00
Capital gains after losses applied	19,238.81	19,238.81	0.00	0.00	0.00
Capital gains after losses applied - Collectables	0.00	0.00	0.00	0.00	0.00
CGT Discount applied	6,412.94				
CGT Discount applied - Collectables	0.00				

Blue Sky Trading Super Fund

Capital Gains Reconciliation Report

For The Period 01 July 2021 - 30 June 2022

	Total	Discounted	Indexed	Other	Notional
Net Capital Gain					
Net capital gain	12,825.87				
Net capital gain - Collectables	0.00				
Total Net Capital Gain (11A)	12,825.87				
Net Capital Losses Carried Forward to later income					
Net Capital Losses Carried Forward to later income years	0.00				
Net Capital Losses Carried Forward to later income years - Collectables	0.00				
Total Net Capital Losses Carried Forward to later income years (14V)	0.00				

Note

Refer to Realised Gains Report for details of Disposals at a Security level

Refer to Distribution Reconciliation Report for Trust Distribution details at a Security level

25000 - Interest Received

2022 Financial Year

Preparer Desiree Yutuc

Reviewer Steven Lee

Status Completed

Account Code	Description	CY Balance	LY Balance	Change
NAB1470249004	NAB High Interest Account 1470249-004	(\$137.01)	(\$1,017.64)	(86.54)%
NAB301528327	NAB Cash Account 301528327	(\$1.65)	(\$1.21)	36.36%
TOTAL		CY Balance	LY Balance	
		(\$138.66)	(\$1,018.85)	

Supporting Documents

- Interest Reconciliation Report [Report](#)

Standard Checklist

- Attach Interest Reconciliation Report
- Ensure all interest has been recorded from Bank Statements
- Review Statements to ensure all TFN withheld has been input

Blue Sky Trading Super Fund Interest Reconciliation Report

For The Period 01 July 2021 - 30 June 2022

Date	Payment Amount	Gross Interest	TFN Withheld	Foreign Income	Foreign Credits
Bank Accounts					
NAB1470249004 NAB High Interest Account 1470249-004					
30/07/2021	20.41	20.41			
31/08/2021	4.03	4.03			
30/09/2021	1.14	1.14			
29/10/2021	3.19	3.19			
30/11/2021	5.13	5.13			
31/12/2021	9.29	9.29			
31/01/2022	5.63	5.63			
28/02/2022	11.60	11.60			
31/03/2022	8.07	8.07			
29/04/2022	8.57	8.57			
31/05/2022	2.35	2.35			
30/06/2022	57.60	57.60			
	137.01	137.01			
NAB301528327 NAB Cash Account 301528327					
30/07/2021	0.39	0.39			
31/08/2021	0.06	0.06			
30/11/2021	0.15	0.15			
31/12/2021	0.13	0.13			
31/01/2022	0.03	0.03			
11/05/2023	15:49:29				

Blue Sky Trading Super Fund
Interest Reconciliation Report

For The Period 01 July 2021 - 30 June 2022

Date	Payment Amount	Gross Interest	TFN Withheld	Foreign Income	Foreign Credits
28/02/2022	0.09	0.09			
31/03/2022	0.06	0.06			
29/04/2022	0.08	0.08			
31/05/2022	0.06	0.06			
30/06/2022	0.60	0.60			
	1.65	1.65			
	138.66	138.66			
TOTAL	138.66	138.66			

Tax Return Reconciliation

Gross Interest	Totals	Tax Return Label
	138.66	11C

26500 - Other Investment Income

2022 Financial Year

Preparer Desiree Yutuc

Reviewer Steven Lee

Status Completed

Account Code	Description	CY Balance	LY Balance	Change
NAB301528327	NAB Cash Account 301528327		(\$0.25)	100%
TOTAL		CY Balance	LY Balance	
			(\$0.25)	

Supporting Documents

◦ General Ledger [Report](#)

Standard Checklist

Attach all source documentation

Blue Sky Trading Super Fund

General Ledger

As at 30 June 2022

Transaction Date	Description	Units	Debit	Credit	Balance \$
					0.00 DR

Total Debits: 0.00

Total Credits: 0.00

30100 - Accountancy Fees

2022 Financial Year

Preparer Desiree Yutuc

Reviewer Steven Lee

Status Completed

Account Code	Description	CY Balance	LY Balance	Change
30100	Accountancy Fees	\$700.00	\$1,355.00	(48.34)%
TOTAL		CY Balance	LY Balance	
		\$700.00	\$1,355.00	

Supporting Documents

- General Ledger [Report](#)
- INV-0901.pdf

Standard Checklist

- Attach all source documentation
- Ensure all Transactions have been entered

Blue Sky Trading Super Fund

General Ledger

As at 30 June 2022

Transaction Date	Description	Units	Debit	Credit	Balance \$
Accountancy Fees (30100)					
<u>Accountancy Fees (30100)</u>					
22/06/2022	nabtrade: 13266787 FUNDS TRANSFER 062099, 10417929 AUDITTAX 2021 Blue Sky		700.00		700.00 DR
			700.00		700.00 DR

Total Debits: 700.00

Total Credits: 0.00



TAX INVOICE

BLUE SKY TRADING

Invoice Date

21 Jun 2022

Invoice Number

INV-0901

ABN

60 061 126 663

SuperHelp Australia
PTY LTD
PO Box 1906
MACQUARIE
CENTRE NSW 2113
AUSTRALIA

Item	Description	Quantity	Unit Price	GST	Amount AUD
EOY	SMSF Annual Administration	1.00	1,100.00	10%	1,100.00
ADD INV	Additional Investments	6.00	25.00	10%	150.00
			INCLUDES GST 10%		113.64
			TOTAL AUD		1,250.00
			Less Amount Paid		1,250.00
			AMOUNT DUE AUD		0.00

Due Date: 5 Jul 2022

Please pay the balance of our fees by direct credit into our bank account.

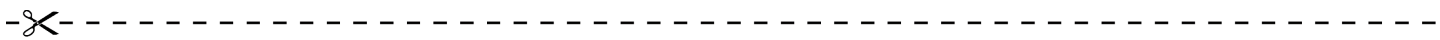
OUR BANK DETAILS (Use your name or your SMSF name as the reference):

Account Name: Superhelp Australia Pty Ltd

Bank: Commonwealth Bank

BSB: 06 2099

Account Number: 1041 7929



PAYMENT ADVICE

To: SuperHelp Australia PTY LTD
PO Box 1906
MACQUARIE CENTRE NSW 2113
AUSTRALIA

Customer BLUE SKY TRADING
Invoice Number INV-0901

Amount Due 0.00
Due Date 5 Jul 2022

Amount Enclosed

Enter the amount you are paying above

30400 - ATO Supervisory Levy

2022 Financial Year

Preparer Desiree Yutuc

Reviewer Steven Lee

Status Completed

Account Code	Description	CY Balance	LY Balance	Change
30400	ATO Supervisory Levy	\$259.00	\$518.00	(50)%
TOTAL		CY Balance	LY Balance	
		\$259.00	\$518.00	

Supporting Documents

- General Ledger [Report](#)

Standard Checklist

- Attach all source documentation
- Ensure all Transactions have been entered

Blue Sky Trading Super Fund

General Ledger

As at 30 June 2022

Transaction Date	Description	Units	Debit	Credit	Balance \$
ATO Supervisory Levy (30400)					
<u>ATO Supervisory Levy (30400)</u>					
30/06/2022	FUNDS TRANSFER - ATO ATO008000016429251		259.00		259.00 DR
			259.00		259.00 DR

Total Debits: 259.00

Total Credits: 0.00

30700 - Auditor's Remuneration

2022 Financial Year

Preparer Desiree Yutuc

Reviewer Steven Lee

Status Completed

Account Code	Description	CY Balance	LY Balance	Change
30700	Auditor's Remuneration	\$550.00	\$450.00	22.22%
TOTAL		CY Balance	LY Balance	
		\$550.00	\$450.00	

Supporting Documents

- General Ledger [Report](#)
- YML Invoice INV-15037.pdf

Standard Checklist

- Attach all source documentation
- Ensure all Transactions have been entered

Blue Sky Trading Super Fund

General Ledger

As at 30 June 2022

Transaction Date	Description	Units	Debit	Credit	Balance \$
Auditor's Remuneration (30700)					
Auditor's Remuneration (30700)					
22/06/2022	nabtrade: 13266787 FUNDS TRANSFER 062099, 10417929 AUDITTAX 2021 Blue Sky		550.00		550.00 DR
			550.00		550.00 DR

Total Debits: 550.00

Total Credits: 0.00



TAX INVOICE

Blue Sky Trading Super Fund

Invoice Date
27 Jun 2022

Invoice Number
INV-15037

ABN
81 523 295 035

YML Super Solutions
PO Box 800
BONDI JUNCTION
NSW 1355
Ph (02) 8383 4440
www.ymlgroup.com.au

Description	GST	Amount AUD
Professional charges for Audit Service for the Financial Year ended 30 June 2021.	10%	500.00
	Subtotal	500.00
	TOTAL GST 10%	50.00
	TOTAL AUD	550.00

Due Date: 4 Jul 2022

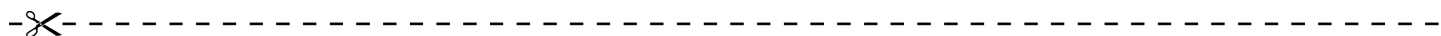
ACCTPRO Financial Services P/L trading as YML Super Solutions

Account Name: ACCTPRO Financial Services P/L

BSB: 082-140

Account Number: 772982366

Please include the Invoice Number as the Reference



PAYMENT ADVICE

To: YML Super Solutions
PO Box 800
BONDI JUNCTION
NSW 1355
Ph (02) 8383 4440
www.ymlgroup.com.au

Customer Blue Sky Trading Super Fund

Invoice Number INV-15037

Amount Due 550.00

Due Date 4 Jul 2022

Amount Enclosed

Enter the amount you are paying above

37900 - Interest Paid

2022 Financial Year

Preparer Desiree Yutuc

Reviewer Steven Lee

Status Completed

Account Code	Description	CY Balance	LY Balance	Change
37900	Interest Paid	\$1,030.60	\$27.15	3695.95%
TOTAL		CY Balance	LY Balance	
		\$1,030.60	\$27.15	

Supporting Documents

- General Ledger [Report](#)

Standard Checklist

- Attach all source documentation
- Ensure all Transactions have been entered

Blue Sky Trading Super Fund

General Ledger

As at 30 June 2022

Transaction Date	Description	Units	Debit	Credit	Balance \$
Interest Paid (37900)					
<u>Interest Paid (37900)</u>					
07/06/2022	SELL WBCJOC.ASX 2000 AUD 6.5 112716161 NT1470249-002		161.80		161.80 DR
14/06/2022	SELL BHPJOP.ASX 1000 AUD 18.71 112967961 NT1470249-002		271.00		432.80 DR
14/06/2022	SELL RIOJOB.ASX 500 AUD 45 112968267 NT1470249-002		520.00		952.80 DR
30/06/2022			45.80		998.60 DR
30/06/2022			32.00		1,030.60 DR
			1,030.60		1,030.60 DR
Total Debits:			1,030.60		
Total Credits:			0.00		

48500 - Income Tax Expense

2022 Financial Year

Preparer Desiree Yutuc

Reviewer Steven Lee

Status Completed

Account Code	Description	CY Balance	LY Balance	Change
48500	Income Tax Expense	(\$8,900.94)	\$6,283.25	(241.66)%
TOTAL		CY Balance	LY Balance	
		(\$8,900.94)	\$6,283.25	

Supporting Documents

No supporting documents

49000 - Profit/Loss Allocation Account

2022 Financial Year

Preparer Desiree Yutuc

Reviewer Steven Lee

Status Completed

Account Code	Description	CY Balance	LY Balance	Change
49000	Profit/Loss Allocation Account	\$34,801.50	\$85,238.65	(59.17)%
TOTAL		CY Balance	LY Balance	
		\$34,801.50	\$85,238.65	

Supporting Documents

No supporting documents

50000 - Members

2022 Financial Year

Preparer Desiree Yutuc

Reviewer Steven Lee

Status Completed

Account Code	Description	Opening Balance	Contribution Income	Earnings	Member Payments	Tax & Fees	Closing Balance	Change
SAUCRA00001A	Saunders, Craig Anthony - Accumulation (Accumulation)	(\$501,455.21)		(\$32,217.74)		\$6,419.39	(\$527,253.56)	5.14%
SAUVAN00001A	Saunders, Vanessa Jane - Accumulation (Accumulation)	(\$175,005.91)		(\$11,243.40)		\$2,240.25	(\$184,009.06)	5.14%
TOTAL		Opening Balance	Contribution Income	Earnings	Member Payments	Tax & Fees	Closing Balance	
		(\$676,461.12)		(\$43,461.14)		\$8,659.64	(\$711,262.62)	

Supporting Documents

- Members Statements [Report](#)
- Members Summary [Report](#)

Standard Checklist

- Attach copies of Members Statements

Blue Sky Trading Super Fund

Members Statement

Craig Anthony Saunders
 9 Knight Street
 Erskineville, New South Wales, 2043, Australia

Your Details

Date of Birth :	Provided	Nominated Beneficiaries:	N/A
Age:	51	Nomination Type:	N/A
Tax File Number:	Provided	Vested Benefits:	527,253.56
Date Joined Fund:	04/09/2012	Total Death Benefit:	527,253.56
Service Period Start Date:	12/02/1990	Current Salary:	0.00
Date Left Fund:		Previous Salary:	0.00
Member Code:	SAUCRA00001A	Disability Benefit:	0.00
Account Start Date:	04/09/2012		
Account Phase:	Accumulation Phase		
Account Description:	Accumulation		

Your Balance

Total Benefits	527,253.56
<u>Preservation Components</u>	
Preserved	527,253.56
Unrestricted Non Preserved	
Restricted Non Preserved	
<u>Tax Components</u>	
Tax Free	
Taxable	527,253.56

Your Detailed Account Summary

	This Year	Last Year
Opening balance at 01/07/2021	501,455.21	438,267.80
<u>Increases to Member account during the period</u>		
Employer Contributions		
Personal Contributions (Concessional)		
Personal Contributions (Non Concessional)		
Government Co-Contributions		
Other Contributions		
Proceeds of Insurance Policies		
Transfers In		
Net Earnings	32,217.74	71,035.75
Internal Transfer In		
<u>Decreases to Member account during the period</u>		
Pensions Paid		
Contributions Tax		
Income Tax	6,419.39	7,848.34
No TFN Excess Contributions Tax		
Excess Contributions Tax		
Refund Excess Contributions		
Division 293 Tax		
Insurance Policy Premiums Paid		
Management Fees		
Member Expenses		
Benefits Paid/Transfers Out		
Superannuation Surcharge Tax		
Internal Transfer Out		
Closing balance at 30/06/2022	527,253.56	501,455.21

Blue Sky Trading Super Fund

Members Statement

Trustee's Disclaimer

This statement has been prepared by the Trustee for the member whose name appears at the top of this statement. Every effort has been made by the Trustee to ensure the accuracy and completeness of this Statement. The Trustee does not accept any liability for any error, omission or misprint. All amounts shown in relation to benefits do not take into account any amounts which may be withheld to satisfy the requirements imposed by the Income Tax Assessment Act 1936.

Signed by all the trustees of the fund

Craig Anthony Saunders
Trustee

Vanessa Jane Saunders
Trustee

Blue Sky Trading Super Fund

Members Statement

Vanessa Jane Saunders
 9 Knight Street
 Erskineville, New South Wales, 2043, Australia

Your Details

Date of Birth :	Provided	Nominated Beneficiaries:	N/A
Age:	50	Nomination Type:	N/A
Tax File Number:	Provided	Vested Benefits:	184,009.06
Date Joined Fund:	04/09/2012	Total Death Benefit:	184,009.06
Service Period Start Date:	01/02/1993	Current Salary:	0.00
Date Left Fund:		Previous Salary:	0.00
Member Code:	SAUVAN00001A	Disability Benefit:	0.00
Account Start Date:	04/09/2012		
Account Phase:	Accumulation Phase		
Account Description:	Accumulation		

Your Balance

Total Benefits	184,009.06
<u>Preservation Components</u>	
Preserved	184,009.06
Unrestricted Non Preserved	
Restricted Non Preserved	
<u>Tax Components</u>	
Tax Free	1,921.80
Taxable	182,087.26

Your Detailed Account Summary

	This Year	Last Year
Opening balance at 01/07/2021	175,005.91	152,954.67
<u>Increases to Member account during the period</u>		
Employer Contributions		
Personal Contributions (Concessional)		
Personal Contributions (Non Concessional)		
Government Co-Contributions		
Other Contributions		
Proceeds of Insurance Policies		
Transfers In		
Net Earnings	11,243.40	24,790.16
Internal Transfer In		
<u>Decreases to Member account during the period</u>		
Pensions Paid		
Contributions Tax		
Income Tax	2,240.25	2,738.92
No TFN Excess Contributions Tax		
Excess Contributions Tax		
Refund Excess Contributions		
Division 293 Tax		
Insurance Policy Premiums Paid		
Management Fees		
Member Expenses		
Benefits Paid/Transfers Out		
Superannuation Surcharge Tax		
Internal Transfer Out		
Closing balance at 30/06/2022	184,009.06	175,005.91

Blue Sky Trading Super Fund

Members Statement

Trustee's Disclaimer

This statement has been prepared by the Trustee for the member whose name appears at the top of this statement. Every effort has been made by the Trustee to ensure the accuracy and completeness of this Statement. The Trustee does not accept any liability for any error, omission or misprint. All amounts shown in relation to benefits do not take into account any amounts which may be withheld to satisfy the requirements imposed by the Income Tax Assessment Act 1936.

Signed by all the trustees of the fund

Craig Anthony Saunders
Trustee

Vanessa Jane Saunders
Trustee

Blue Sky Trading Super Fund
Members Summary

As at 30 June 2022

Opening Balances	Increases				Decreases					Closing Balance	
	Contributions	Transfers In	Net Earnings	Insurance Proceeds	Pensions Paid	Contributions Tax	Taxes Paid	Benefits Paid/ Transfers Out	Insurance Premiums		Member Expenses
Craig Anthony Saunders (Age: 51)											
SAUCRA00001A - Accumulation											
501,455.21			32,217.74				6,419.39				527,253.56
501,455.21			32,217.74				6,419.39				527,253.56
Vanessa Jane Saunders (Age: 50)											
SAUVAN00001A - Accumulation											
175,005.91			11,243.40				2,240.25				184,009.06
175,005.91			11,243.40				2,240.25				184,009.06
676,461.12			43,461.14				8,659.64				711,262.62

60400 - Bank Accounts

2022 Financial Year

Preparer Desiree Yutuc

Reviewer Steven Lee

Status Completed

Account Code	Description	CY Balance	LY Balance	Change
NAB1470249004	NAB High Interest Account 1470249-004	\$114,360.30	\$56,551.65	102.22%
NAB301528327	NAB Cash Account 301528327	\$1,705.91	\$18,945.93	(91)%
TOTAL		CY Balance	LY Balance	
		\$116,066.21	\$75,497.58	

Supporting Documents

- Bank Statement Report [Report](#)
- 2022_NAB_327.pdf

Standard Checklist

- Attach Copies of Bank Statements
- Attach copy of Bank Statement Report
- Ensure all Balances match Statement Balances at June 30
- Ensure all Transactions have been entered

Blue Sky Trading Super Fund

Bank Statement Report

For The Period 01 July 2021 to 30 June 2022

Chart Code: 60400 / NAB1470249004
Account Name: NAB High Interest Account 1470249-004
BSB and Account Number: 083052 1470249004

Opening Balance	-	Total Debits	+	Total Credits	=	Closing Balance	Data Feed Used
\$ 56,551.65		\$ 255,333.36		\$ 313,142.01		\$ 114,360.30	

Date	Description	Debit \$	Credit \$	Ledger Balance \$	Statement Balance \$	Variance \$
01/07/2021	Opening Balance			56,551.65		
02/07/2021	FUNDS TRANSFER TO HIA BST SF [FUNDS TRANSFER TO HIA BST SF]		6,710.00	63,261.65		
08/07/2021	FUNDS TRANSFER TO HIA BST SF [FUNDS TRANSFER TO HIA BST SF]		9,923.00	73,184.65		
14/07/2021	FUNDS TRANSFER TO HIA BST SF [FUNDS TRANSFER TO HIA BST SF]		1,736.00	74,920.65		
19/07/2021	FUNDS TRANSFER TO HIA BST SF [FUNDS TRANSFER TO HIA BST SF]		664.00	75,584.65		
19/07/2021	FUNDS TRANSFER sweep BSTSF [FUNDS TRANSFER sweep BSTSF]	14,000.00		61,584.65		
22/07/2021	FUNDS TRANSFER TO HIA BST SF [FUNDS TRANSFER TO HIA BST SF]		725.00	62,309.65		
27/07/2021	FUNDS TRANSFER sweep BSTSF [FUNDS TRANSFER sweep BSTSF]	18,000.00		44,309.65		
27/07/2021	FUNDS TRANSFER sweep BSTSF [FUNDS TRANSFER sweep BSTSF]	23,000.00		21,309.65		
27/07/2021	FUNDS TRANSFER TO HIA BST SF [FUNDS TRANSFER TO HIA BST SF]		803.00	22,112.65		
30/07/2021	INTEREST		20.41	22,133.06		
02/08/2021	FUNDS TRANSFER Sweep Cas [FUNDS TRANSFER Sweep Cas]	12,000.00		10,133.06		
02/08/2021	FUNDS TRANSFER TO HIA BST SF [FUNDS TRANSFER TO HIA BST SF]		3,450.00	13,583.06		
23/08/2021	FUNDS TRANSFER Sweep BSTSF [FUNDS TRANSFER Sweep BSTSF]	13,000.00		583.06		
23/08/2021	FUNDS TRANSFER TO HIA BST SF [FUNDS TRANSFER TO HIA BST SF]		1,070.00	1,653.06		
31/08/2021	INTEREST		4.03	1,657.09		
20/09/2021	FUNDS TRANSFER TO HIA BST SF [FUNDS TRANSFER TO HIA BST SF]		465.00	2,122.09		

Blue Sky Trading Super Fund

Bank Statement Report

For The Period 01 July 2021 to 30 June 2022

Date	Description	Debit \$	Credit \$	Ledger Balance \$	Statement Balance \$	Variance \$
24/09/2021	FUNDS TRANSFER TO HIA BST SF [FUNDS TRANSFER TO HIA BST SF]		7,815.00	9,937.09		
30/09/2021	INTEREST		1.14	9,938.23		
07/10/2021	FUNDS TRANSFER TO HIA BST SF [FUNDS TRANSFER TO HIA BST SF]		390.00	10,328.23		
29/10/2021	INTEREST		3.19	10,331.42		
23/11/2021	FUNDS TRANSFER TO HIA BST SF [FUNDS TRANSFER TO HIA BST SF]		20,494.00	30,825.42		
30/11/2021	INTEREST		5.13	30,830.55		
09/12/2021	FUNDS TRANSFER Sweep CAS [FUNDS TRANSFER Sweep CAS]		23,981.00	54,811.55		
14/12/2021	FUNDS TRANSFER sweep BSTSF [FUNDS TRANSFER sweep BSTSF]	38,000.00		16,811.55		
14/12/2021	FUNDS TRANSFER TO HIA BST SF [FUNDS TRANSFER TO HIA BST SF]		960.00	17,771.55		
31/12/2021	INTEREST		9.29	17,780.84		
17/01/2022	FUNDS TRANSFER TO HIA BST SF [FUNDS TRANSFER TO HIA BST SF]		141.00	17,921.84		
21/01/2022	FUNDS TRANSFER TO HIA BST SF [FUNDS TRANSFER TO HIA BST SF]		497.00	18,418.84		
31/01/2022	INTEREST		5.63	18,424.47		
01/02/2022	FUNDS TRANSFER SWEEP CAS [FUNDS TRANSFER SWEEP CAS]		21,862.00	40,286.47		
28/02/2022	INTEREST		11.60	40,298.07		
01/03/2022	FUNDS TRANSFER SWEEP CAS [FUNDS TRANSFER SWEEP CAS]	22,500.00		17,798.07		
01/03/2022	FUNDS TRANSFER SWEEP CAS [FUNDS TRANSFER SWEEP CAS]		558.00	18,356.07		
14/03/2022	FUNDS TRANSFER IDXR CAS [FUNDS TRANSFER IDXR CAS]	3,333.36		15,022.71		
21/03/2022	FUNDS TRANSFER TO HIA BST SF [FUNDS TRANSFER TO HIA BST SF]		390.00	15,412.71		
24/03/2022	FUNDS TRANSFER TO HIA BST SF [FUNDS TRANSFER TO HIA BST SF]		17,596.00	33,008.71		
31/03/2022	INTEREST		8.07	33,016.78		

Blue Sky Trading Super Fund

Bank Statement Report

For The Period 01 July 2021 to 30 June 2022

Date	Description	Debit \$	Credit \$	Ledger Balance \$	Statement Balance \$	Variance \$
31/03/2022	FUNDS TRANSFER TO HIA BST SF [FUNDS TRANSFER TO HIA BST SF]		410.00	33,426.78		
20/04/2022	FUNDS TRANSFER TO HIA BST SF [FUNDS TRANSFER TO HIA BST SF]		590.00	34,016.78		
20/04/2022	FUNDS TRANSFER SWEEP BSTSF [FUNDS TRANSFER SWEEP BSTSF]	25,500.00		8,516.78		
27/04/2022	FUNDS TRANSFER TO HIA BST SF [FUNDS TRANSFER TO HIA BST SF]		16,560.00	25,076.78		
29/04/2022	INTEREST		8.57	25,085.35		
02/05/2022	FUNDS TRANSFER SWEEP BSTSF [FUNDS TRANSFER SWEEP BSTSF]	13,500.00		11,585.35		
02/05/2022	FUNDS TRANSFER TO HIA BST SF [FUNDS TRANSFER TO HIA BST SF]		505.00	12,090.35		
10/05/2022	FUNDS TRANSFER SWEEP BSTSF [FUNDS TRANSFER SWEEP BSTSF]	11,500.00		590.35		
10/05/2022	FUNDS TRANSFER TO HIA BST SF [FUNDS TRANSFER TO HIA BST SF]		1,095.00	1,685.35		
31/05/2022	INTEREST		2.35	1,687.70		
03/06/2022	FUNDS TRANSFER SWEEP CAS [FUNDS TRANSFER SWEEP CAS]		16,836.00	18,523.70		
06/06/2022	FUNDS TRANSFER SWEEP CAS [FUNDS TRANSFER SWEEP CAS]		34,323.00	52,846.70		
08/06/2022	FUNDS TRANSFER TO HIA BST SF [FUNDS TRANSFER TO HIA BST SF]		12,985.00	65,831.70		
14/06/2022	FUNDS TRANSFER TO HIA BST SF [FUNDS TRANSFER TO HIA BST SF]		41,117.00	106,948.70		
17/06/2022	FUNDS TRANSFER TO HIA BST SF [FUNDS TRANSFER TO HIA BST SF]		17,575.00	124,523.70		
22/06/2022	FUNDS TRANSFER TO HIA BST SF [FUNDS TRANSFER TO HIA BST SF]		25,658.00	150,181.70		
23/06/2022	FUNDS TRANSFER sweep BSTSF [FUNDS TRANSFER sweep BSTSF]	23,000.00		127,181.70		
27/06/2022	FUNDS TRANSFER TO HIA BST SF [FUNDS TRANSFER TO HIA BST SF]		24,251.00	151,432.70		
28/06/2022	FUNDS TRANSFER sweep BSTSF [FUNDS TRANSFER sweep BSTSF]	38,000.00		113,432.70		
28/06/2022	FUNDS TRANSFER TO HIA BST SF [FUNDS TRANSFER TO HIA BST SF]		870.00	114,302.70		
30/06/2022	INTEREST		57.60	114,360.30		

Blue Sky Trading Super Fund
Bank Statement Report

For The Period 01 July 2021 to 30 June 2022

Date	Description	Debit \$	Credit \$	Ledger Balance \$	Statement Balance \$	Variance \$
30/06/2022	CLOSING BALANCE	255,333.36	313,142.01	114,360.30		

Blue Sky Trading Super Fund

Bank Statement Report

For The Period 01 July 2021 to 30 June 2022

Chart Code: 60400 / NAB301528327
Account Name: NAB Cash Account 301528327
BSB and Account Number: 083052 301528327

Opening Balance	-	Total Debits	+	Total Credits	=	Closing Balance	Data Feed Used
\$ 18,945.93		\$ 599,407.98		\$ 582,167.96		\$ 1,705.91	

Date	Description	Debit \$	Credit \$	Ledger Balance \$	Statement Balance \$	Variance \$
01/07/2021	Opening Balance			18,945.93		
01/07/2021	FUNDS TRANSFER DIVIDEND - ANZ DIVIDEND A071/00647114 [System Matched Income Data]		35.00	18,980.93		
02/07/2021	SELL MVP.ASX 1500 AUD 4.46 92447032 NT1470249-002		6,675.05	25,655.98		
02/07/2021	FUNDS TRANSFER TO HIA BST SF [FUNDS TRANSFER TO HIA BST SF]	6,710.00		18,945.98		
05/07/2021	BUY EDV.ASX 3000 AUD 6.31 92276185 NT1470249-002	18,945.15		0.83		
08/07/2021	SELL BLD.ASX 3000 AUD 7.39 92794736 NT1470249-002		22,137.28	22,138.11		
08/07/2021	FUNDS TRANSFER TO HIA BST SF [FUNDS TRANSFER TO HIA BST SF]	9,923.00		12,215.11		
12/07/2021	BUY XJOKCY.CXA 1000 AUD 12.2 92925228 NT1470249-002	12,214.95		0.16		
13/07/2021	FUNDS TRANSFER DIVIDEND - ISO PAYMENT JUL21/00800411 [Amount Receivable]		1,736.83	1,736.99		
14/07/2021	FUNDS TRANSFER TO HIA BST SF [FUNDS TRANSFER TO HIA BST SF]	1,736.00		0.99		
16/07/2021	FUNDS TRANSFER DIVIDEND FUEL DST 001262005659 [Amount Receivable]		663.77	664.76		
19/07/2021	FUNDS TRANSFER TO HIA BST SF [FUNDS TRANSFER TO HIA BST SF]	664.00		0.76		
19/07/2021	FUNDS TRANSFER sweep BSTSF [FUNDS TRANSFER sweep BSTSF]		14,000.00	14,000.76		
21/07/2021	BUY XJOKCY.CXA 1000 AUD 13.26 93469198 NT1470249-002	13,274.95		725.81		
22/07/2021	FUNDS TRANSFER TO HIA BST SF [FUNDS TRANSFER TO HIA BST SF]	725.00		0.81		
27/07/2021	FUNDS TRANSFER sweep BSTSF [FUNDS TRANSFER sweep BSTSF]		18,000.00	18,000.81		
27/07/2021	FUNDS TRANSFER sweep BSTSF [FUNDS TRANSFER sweep BSTSF]		23,000.00	41,000.81		

Blue Sky Trading Super Fund

Bank Statement Report

For The Period 01 July 2021 to 30 June 2022

Date	Description	Debit \$	Credit \$	Ledger Balance \$	Statement Balance \$	Variance \$
27/07/2021	FUNDS TRANSFER TO HIA BST SF [FUNDS TRANSFER TO HIA BST SF]	803.00		40,197.81		
29/07/2021	BUY AWC.ASX 10000 AUD 1.71 93989035 NT1470249-002	17,114.95		23,082.86		
29/07/2021	BUY CGF.ASX 4000 AUD 5.77 93990303 NT1470249-002	23,082.74		0.12		
30/07/2021	INTEREST		0.39	0.51		
02/08/2021	FUNDS TRANSFER Sweep Cas [FUNDS TRANSFER Sweep Cas]		12,000.00	12,000.51		
02/08/2021	FUNDS TRANSFER TO HIA BST SF [FUNDS TRANSFER TO HIA BST SF]	3,450.00		8,550.51		
04/08/2021	SELL TOP.ASX 30000 AUD 55 94323588 NT1470249-002		16,495.05	25,045.56		
04/08/2021	BUY Z1P.ASX 3500 AUD 7.15 94324186 NT1470249-002	25,045.02		0.54		
23/08/2021	FUNDS TRANSFER Sweep BSTSF [FUNDS TRANSFER Sweep BSTSF]		13,000.00	13,000.54		
23/08/2021	FUNDS TRANSFER TO HIA BST SF [FUNDS TRANSFER TO HIA BST SF]	1,070.00		11,930.54		
25/08/2021	SELL ZLD.ASX 100000 AUD 038 95730937 NT1470249-002		3,785.05	15,715.59		
25/08/2021	BUY WSA.ASX 5000 AUD 3.14 95732115 NT1470249-002	15,714.95		0.64		
31/08/2021	INTEREST		0.06	0.70		
15/09/2021	FUNDS TRANSFER DIVIDEND ALUMINA LIMITED SEP21/00836712 [System Matched Income Data]		464.83	465.53		
20/09/2021	FUNDS TRANSFER TO HIA BST SF [FUNDS TRANSFER TO HIA BST SF]	465.00		0.53		
22/09/2021	FUNDS TRANSFER DIVIDEND - CHALLENGER LTD 21SEP/00818570 [System Matched Income Data]		420.00	420.53		
22/09/2021	FUNDS TRANSFER DIVIDEND - EDV DIV 001266092479 [System Matched Income Data]		210.00	630.53		
24/09/2021	SELL IHL.ASX 20000 AUD .36 97818077 NT1470249-002		7,185.05	7,815.58		
24/09/2021	FUNDS TRANSFER TO HIA BST SF [FUNDS TRANSFER TO HIA BST SF]	7,815.00		0.58		
29/09/2021	FUNDS TRANSFER DIVIDEND CBA FNL DIV 001263099896 [System Matched Income Data]		40.00	40.58		
06/10/2021	FUNDS TRANSFER DIVIDEND - IDX DIV PAYMENT OCT21/00802348 [System Matched Income Data]		350.00	390.58		

Blue Sky Trading Super Fund

Bank Statement Report

For The Period 01 July 2021 to 30 June 2022

Date	Description	Debit \$	Credit \$	Ledger Balance \$	Statement Balance \$	Variance \$
07/10/2021	FUNDS TRANSFER TO HIA BST SF [FUNDS TRANSFER TO HIA BST SF]	390.00		0.58		
18/11/2021	SELL Z1P.ASX 3500 AUD 5.86 101299580 NT1470249-002		20,493.60	20,494.18		
23/11/2021	FUNDS TRANSFER TO HIA BST SF [FUNDS TRANSFER TO HIA BST SF]	20,494.00		0.18		
30/11/2021	INTEREST		0.15	0.33		
08/12/2021	SELL IHL.ASX 50000 AUD .48 102557471 NT1470249-002		23,980.80	23,981.13		
09/12/2021	FUNDS TRANSFER Sweep CAS [FUNDS TRANSFER Sweep CAS]	23,981.00		0.13		
14/12/2021	FUNDS TRANSFER sweep BSTSF [FUNDS TRANSFER sweep BSTSF]		38,000.00	38,000.13		
14/12/2021	FUNDS TRANSFER TO HIA BST SF [FUNDS TRANSFER TO HIA BST SF]	960.00		37,040.13		
16/12/2021	BUY WOW.ASX 1000 AUD 37.01 102960167 NT1470249-002	37,039.60		0.53		
16/12/2021	FUNDS TRANSFER DIVIDEND - ANZ DIVIDEND A072/00639531 [System Matched Income Data]		36.00	36.53		
21/12/2021	FUNDS TRANSFER DIVIDEND - WBC DIVIDEND 001268953142 [System Matched Income Data]		30.00	66.53		
22/12/2021	DIVIDEND on ICLN.US (WHT of USD -8.57) - USD to AUD @ 1.3979		67.91	134.44		
31/12/2021	INTEREST		0.13	134.57		
10/01/2022	DIVIDEND on ICLN.US (WHT of USD -0.92) - USD to AUD @ 1.3798		7.23	141.80		
17/01/2022	FUNDS TRANSFER TO HIA BST SF [FUNDS TRANSFER TO HIA BST SF]	141.00		0.80		
19/01/2022	FUNDS TRANSFER DIVIDEND - FUEL DST 001270794872 [System Matched Income Data]		497.15	497.95		
21/01/2022	FUNDS TRANSFER TO HIA BST SF [FUNDS TRANSFER TO HIA BST SF]	497.00		0.95		
28/01/2022	SELL CGF.ASX 3900 AUD 5.61 105123351 NT1470249-002		21,861.50	21,862.45		
31/01/2022	INTEREST		0.03	21,862.48		
01/02/2022	FUNDS TRANSFER SWEEP CAS [FUNDS TRANSFER SWEEP CAS]	21,862.00		0.48		
28/02/2022	INTEREST		0.09	0.57		

Blue Sky Trading Super Fund

Bank Statement Report

For The Period 01 July 2021 to 30 June 2022

Date	Description	Debit \$	Credit \$	Ledger Balance \$	Statement Balance \$	Variance \$
01/03/2022	FUNDS TRANSFER SWEEP CAS [FUNDS TRANSFER SWEEP CAS]		22,500.00	22,500.57		
01/03/2022	FUNDS TRANSFER SWEEP CAS [FUNDS TRANSFER SWEEP CAS]	558.00		21,942.57		
03/03/2022	BUY RIOJOB.ASX 500 AUD 43.85 107267535 NT1470249-002	21,942.53		0.04		
14/03/2022	FUNDS TRANSFER IDXR CAS [FUNDS TRANSFER IDXR CAS]		3,333.36	3,333.40		
14/03/2022	App payment 160019900501599416	3,333.36		0.04		
17/03/2022	FUNDS TRANSFER DIVIDEND - ALUMINA LIMITED MAR22/00835348 [System Matched Income Data]		390.00	390.04		
21/03/2022	FUNDS TRANSFER TO HIA BST SF [FUNDS TRANSFER TO HIA BST SF]	390.00		0.04		
22/03/2022	FUNDS TRANSFER DIVIDEND - CHALLENGER LTD 22MAR/00817484 [System Matched Income Data]		11.50	11.54		
24/03/2022	SELL WSA.ASX 5000 AUD 3.52 108547922 NT1470249-002		17,585.05	17,596.59		
24/03/2022	FUNDS TRANSFER TO HIA BST SF [FUNDS TRANSFER TO HIA BST SF]	17,596.00		0.59		
28/03/2022	FUNDS TRANSFER DIVIDEND - EDV DIV 001273519057 [System Matched Income Data]		375.00	375.59		
30/03/2022	FUNDS TRANSFER DIVIDEND - CBA ITM DIV 001271820967 [System Matched Income Data]		35.00	410.59		
31/03/2022	INTEREST		0.06	410.65		
31/03/2022	FUNDS TRANSFER TO HIA BST SF [FUNDS TRANSFER TO HIA BST SF]	410.00		0.65		
04/04/2022	FUNDS TRANSFER DIVIDEND - IDX DIV PAYMENT APR22/00802366 [System Matched Income Data]		200.00	200.65		
13/04/2022	FUNDS TRANSFER DIVIDEND - WOW ITM DIV 001275430646 [System Matched Income Data]		390.00	590.65		
20/04/2022	FUNDS TRANSFER TO HIA BST SF [FUNDS TRANSFER TO HIA BST SF]	590.00		0.65		
20/04/2022	FUNDS TRANSFER SWEEP BSTSF [FUNDS TRANSFER SWEEP BSTSF]		25,500.00	25,500.65		
22/04/2022	BUY XJOKOV.ASX 3000 AUD 8.44 110163945 NT1470249-002	25,340.25		160.40		
22/04/2022	FUNDS TRANSFER DIVIDEND - CITI WARRANTS RIO43/00800039		2,885.20	3,045.60		

Blue Sky Trading Super Fund

Bank Statement Report

For The Period 01 July 2021 to 30 June 2022

Date	Description	Debit \$	Credit \$	Ledger Balance \$	Statement Balance \$	Variance \$
26/04/2022	SELL XJOKCY.CXA 3000 AUD 4.51 110282335 NT1470249-002		13,515.05	16,560.65		
27/04/2022	FUNDS TRANSFER TO HIA BST SF [FUNDS TRANSFER TO HIA BST SF]	16,560.00		0.65		
29/04/2022	INTEREST		0.08	0.73		
02/05/2022	FUNDS TRANSFER SWEEP BSTSF [FUNDS TRANSFER SWEEP BSTSF]		13,500.00	13,500.73		
02/05/2022	FUNDS TRANSFER TO HIA BST SF [FUNDS TRANSFER TO HIA BST SF]	505.00		12,995.73		
04/05/2022	BUY WBCJOC.ASX 2000 AUD 6.49 110801690 NT1470249-002	12,994.95		0.78		
10/05/2022	FUNDS TRANSFER SWEEP BSTSF [FUNDS TRANSFER SWEEP BSTSF]		11,500.00	11,500.78		
10/05/2022	FUNDS TRANSFER TO HIA BST SF [FUNDS TRANSFER TO HIA BST SF]	1,095.00		10,405.78		
12/05/2022	BUY BHPJOP.ASX 1000 AUD 10.39 111310292 NT1470249-002	10,404.95		0.83		
31/05/2022	INTEREST		0.06	0.89		
01/06/2022	SELL AWC.ASX 10000 AUD 1.685 112399735 NT1470249-002		16,835.89	16,836.78		
03/06/2022	FUNDS TRANSFER SWEEP CAS [FUNDS TRANSFER SWEEP CAS]	16,836.00		0.78		
06/06/2022	SELL AKE.ASX 3000 AUD 11.45 112617767 NT1470249-002		34,322.52	34,323.30		
06/06/2022	FUNDS TRANSFER SWEEP CAS [FUNDS TRANSFER SWEEP CAS]	34,323.00		0.30		
07/06/2022	SELL WBCJOC.ASX 2000 AUD 6.5 112716161 NT1470249-002		12,985.05	12,985.35		
08/06/2022	FUNDS TRANSFER TO HIA BST SF [FUNDS TRANSFER TO HIA BST SF]	12,985.00		0.35		
14/06/2022	SELL BHPJOP.ASX 1000 AUD 18.71 112967961 NT1470249-002		18,695.03	18,695.38		
14/06/2022	SELL RIOJOB.ASX 500 AUD 45 112968267 NT1470249-002		22,482.00	41,177.38		
14/06/2022	FUNDS TRANSFER TO HIA BST SF [FUNDS TRANSFER TO HIA BST SF]	41,117.00		60.38		
16/06/2022	SELL XJOKOV.ASX 1000 AUD 17.53 113224329 NT1470249-002		17,515.05	17,575.43		
17/06/2022	FUNDS TRANSFER TO HIA BST SF [FUNDS TRANSFER TO HIA BST SF]	17,575.00		0.43		

Blue Sky Trading Super Fund

Bank Statement Report

For The Period 01 July 2021 to 30 June 2022

Date	Description	Debit \$	Credit \$	Ledger Balance \$	Statement Balance \$	Variance \$
21/06/2022	SELL XJOKOV.ASX 1000 AUD 19.23 113486339 NT1470249-002		19,214.62	19,215.05		
21/06/2022	DIVIDEND on ICLN.US (WHT of USD -10.54) - USD to AUD @ 1.4119		84.19	19,299.24		
22/06/2022	nabtrade: 13266787 FUNDS TRANSFER 062099, 10417929 AUDITTAX 2021 Blue Sky	1,250.00		18,049.24		
22/06/2022	SELL XJOKOV.ASX 1000 AUD 19.2 113611419 NT1470249-002		19,184.64	37,233.88		
22/06/2022	BUY BHPJOP.ASX 1000 AUD 11.56 113630727 NT1470249-002	11,574.95		25,658.93		
22/06/2022	FUNDS TRANSFER TO HIA BST SF [FUNDS TRANSFER TO HIA BST SF]	25,658.00		0.93		
23/06/2022	FUNDS TRANSFER sweep BSTSF [FUNDS TRANSFER sweep BSTSF]		23,000.00	23,000.93		
24/06/2022	FUNDS TRANSFER DIVIDEND - WBC DIVIDEND 001277610626 [System Matched Income Data]		30.50	23,031.43		
24/06/2022	FUNDS TRANSFER DIVIDEND - CITI WARRANTS WBC38/00800077		1,220.00	24,251.43		
27/06/2022	FUNDS TRANSFER TO HIA BST SF [FUNDS TRANSFER TO HIA BST SF]	24,251.00		0.43		
28/06/2022	FUNDS TRANSFER sweep BSTSF [FUNDS TRANSFER sweep BSTSF]		38,000.00	38,000.43		
28/06/2022	FUNDS TRANSFER TO HIA BST SF [FUNDS TRANSFER TO HIA BST SF]	870.00		37,130.43		
30/06/2022	INTEREST		0.60	37,131.03		
30/06/2022	BUY IOZJCA.CXA 5000 AUD 7.42 114071175 NT1470249-002	37,129.68		1.35		
30/06/2022	FUNDS TRANSFER - ATO ATO008000016429251		1,704.56	1,705.91		
30/06/2022	CLOSING BALANCE			1,705.91		
		<u>599,407.98</u>	<u>582,167.96</u>			

Statement

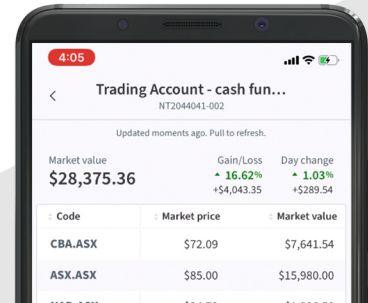
BLUE SKY TRADING S/F
 9 KNIGHT STREET
 ERSKINEVILLE NSW 2043

Statement period:
 01/07/2021 to 31/12/2021
 Statement number:
 19

INTRODUCING THE NEW NABTRADE MOBILE APP

It's easier to use, has more functionality and lets you trade and transfer cash on the go.
 Just another way we're investing in you.

Find out more at www.nabtrade.com.au/mobile



Your accounts


Your nabtrade cash products summary

Blue Sky Trading S/F 083-052 301528327 (as at 31/12/2021)	\$134.57 CR
Blue Sky Trading S/F NT1470249-004 (as at 31/12/2021)	\$17,780.84 CR

Blue Sky Trading S/F

083-052 301528327

Account details

 Biller Code : 102426 Ref : 3052301528327	Telephone & Internet Banking — BPAY® Contact your bank or financial institution to make this payment from your cheque, savings, debit or transaction account. More info: www.bpay.com.au	BSB 083-052
	Account number 301528327	Interest rate as at 31/12/2021 0.05% P.A.

Account balance summary

Opening balance	\$18,945.93 CR
Total credits	\$222,806.95
Total debits	\$241,618.31
Closing balance	\$134.57 CR

Transaction details

Date	Details	Debits	Credits	Balance
01/07/2021	Balance brought forward			\$18,945.93 CR
01/07/2021	FUNDS TRANSFER DIVIDEND - ANZ DIVIDEND A071/00647114		\$35.00	\$18,980.93 CR
02/07/2021	SELL MVP.ASX 1500 AUD 4.46 92447032 NT1470249-002		\$6,675.05	\$25,655.98 CR
02/07/2021	FUNDS TRANSFER TO HIA BST SF	\$6,710.00		\$18,945.98 CR

Blue Sky Trading S/F (continued)

Transaction details (continued)				
Date	Details	Debits	Credits	Balance
05/07/2021	BUY EDV.ASX 3000 AUD 6.31 92276185 NT1470249-002	\$18,945.15		\$0.83 CR
08/07/2021	SELL BLD.ASX 3000 AUD 7.39 92794736 NT1470249-002		\$22,137.28	\$22,138.11 CR
08/07/2021	FUNDS TRANSFER TO HIA BST SF	\$9,923.00		\$12,215.11 CR
12/07/2021	BUY XJOKCY.CXA 1000 AUD 12.2 92925228 NT1470249-002	\$12,214.95		\$0.16 CR
13/07/2021	FUNDS TRANSFER DIVIDEND - ISO PAYMENT JUL21/00800411		\$1,736.83	\$1,736.99 CR
14/07/2021	FUNDS TRANSFER TO HIA BST SF	\$1,736.00		\$0.99 CR
16/07/2021	FUNDS TRANSFER DIVIDEND - FUEL DST 001262005659		\$663.77	\$664.76 CR
19/07/2021	FUNDS TRANSFER TO HIA BST SF	\$664.00		\$0.76 CR
19/07/2021	FUNDS TRANSFER sweep BSTSF		\$14,000.00	\$14,000.76 CR
21/07/2021	BUY XJOKCY.CXA 1000 AUD 13.26 93469198 NT1470249-002	\$13,274.95		\$725.81 CR
22/07/2021	FUNDS TRANSFER TO HIA BST SF	\$725.00		\$0.81 CR
27/07/2021	FUNDS TRANSFER sweep BSTSF		\$18,000.00	\$18,000.81 CR
27/07/2021	FUNDS TRANSFER sweep BSTSF		\$23,000.00	\$41,000.81 CR
27/07/2021	FUNDS TRANSFER TO HIA BST SF	\$803.00		\$40,197.81 CR
29/07/2021	BUY AWC.ASX 10000 AUD 1.71 93989035 NT1470249-002	\$17,114.95		\$23,082.86 CR
29/07/2021	BUY CGF.ASX 4000 AUD 5.77 93990303 NT1470249-002	\$23,082.74		\$0.12 CR
30/07/2021	INTEREST		\$0.39	\$0.51 CR
02/08/2021	FUNDS TRANSFER Sweep Cas		\$12,000.00	\$12,000.51 CR
02/08/2021	FUNDS TRANSFER TO HIA BST SF	\$3,450.00		\$8,550.51 CR
04/08/2021	SELL TOP.ASX 30000 AUD .55 94323588 NT1470249-002		\$16,495.05	\$25,045.56 CR
04/08/2021	BUY Z1P.ASX 3500 AUD 7.15 94324186 NT1470249-002	\$25,045.02		\$0.54 CR
23/08/2021	FUNDS TRANSFER Sweep BSTSF		\$13,000.00	\$13,000.54 CR
23/08/2021	FUNDS TRANSFER TO HIA BST SF	\$1,070.00		\$11,930.54 CR
25/08/2021	SELL ZLD.ASX 100000 AUD .038 95730937 NT1470249-002		\$3,785.05	\$15,715.59 CR
25/08/2021	BUY WSA.ASX 5000 AUD 3.14 95732115 NT1470249-002	\$15,714.95		\$0.64 CR
31/08/2021	INTEREST		\$0.06	\$0.70 CR
15/09/2021	FUNDS TRANSFER DIVIDEND - ALUMINA LIMITED SEP21/00836712		\$464.83	\$465.53 CR
20/09/2021	FUNDS TRANSFER TO HIA BST SF	\$465.00		\$0.53 CR
22/09/2021	FUNDS TRANSFER DIVIDEND - CHALLENGER LTD 21SEP/00818570		\$420.00	\$420.53 CR
22/09/2021	FUNDS TRANSFER DIVIDEND - EDV DIV 001266092479		\$210.00	\$630.53 CR
24/09/2021	SELL IHL.ASX 20000 AUD .36 97818077 NT1470249-002		\$7,185.05	\$7,815.58 CR
24/09/2021	FUNDS TRANSFER TO HIA BST SF	\$7,815.00		\$0.58 CR
29/09/2021	FUNDS TRANSFER DIVIDEND - CBA FNL DIV 001263099896		\$40.00	\$40.58 CR
06/10/2021	FUNDS TRANSFER DIVIDEND - IDX DIV PAYMENT OCT21/00802348		\$350.00	\$390.58 CR
07/10/2021	FUNDS TRANSFER TO HIA BST SF	\$390.00		\$0.58 CR
18/11/2021	SELL Z1P.ASX 3500 AUD 5.86 101299580 NT1470249-002		\$20,493.60	\$20,494.18 CR
23/11/2021	FUNDS TRANSFER TO HIA BST SF	\$20,494.00		\$0.18 CR
30/11/2021	INTEREST		\$0.15	\$0.33 CR
08/12/2021	SELL IHL.ASX 50000 AUD .48 102557471 NT1470249-002		\$23,980.80	\$23,981.13 CR
09/12/2021	FUNDS TRANSFER Sweep CAS	\$23,981.00		\$0.13 CR
14/12/2021	FUNDS TRANSFER sweep BSTSF		\$38,000.00	\$38,000.13 CR

Blue Sky Trading S/F (continued)

Transaction details (continued)				
Date	Details	Debits	Credits	Balance
14/12/2021	FUNDS TRANSFER TO HIA BST SF	\$960.00		\$37,040.13 CR
16/12/2021	BUY WOW.ASX 1000 AUD 37.01 102960167 NT1470249-002	\$37,039.60		\$0.53 CR
16/12/2021	FUNDS TRANSFER DIVIDEND - ANZ DIVIDEND A072/00639531		\$36.00	\$36.53 CR
21/12/2021	FUNDS TRANSFER DIVIDEND - WBC DIVIDEND 001268953142		\$30.00	\$66.53 CR
22/12/2021	DIVIDEND on ICLN.US (WHT of USD -8.57) - USD to AUD @ 1.3979		\$67.91	\$134.44 CR
31/12/2021	INTEREST		\$0.13	\$134.57 CR
31/12/2021	Closing Balance			\$134.57 CR

Blue Sky Trading S/F

NT1470249-004

Account details	
Account number	NT1470249-004
Interest rate as at 31/12/2021	0.40% P.A.

Account balance summary	
Opening balance	\$56,551.65 CR
Total credits	\$79,229.19
Total debits	\$118,000.00
Closing balance	\$17,780.84 CR

Transaction details				
Date	Details	Debits	Credits	Balance
01/07/2021	Balance brought forward			\$56,551.65 CR
02/07/2021	FUNDS TRANSFER TO HIA BST SF		\$6,710.00	\$63,261.65 CR
08/07/2021	FUNDS TRANSFER TO HIA BST SF		\$9,923.00	\$73,184.65 CR
14/07/2021	FUNDS TRANSFER TO HIA BST SF		\$1,736.00	\$74,920.65 CR
19/07/2021	FUNDS TRANSFER TO HIA BST SF		\$664.00	\$75,584.65 CR
19/07/2021	FUNDS TRANSFER sweep BSTSF	\$14,000.00		\$61,584.65 CR
22/07/2021	FUNDS TRANSFER TO HIA BST SF		\$725.00	\$62,309.65 CR
27/07/2021	FUNDS TRANSFER sweep BSTSF	\$18,000.00		\$44,309.65 CR
27/07/2021	FUNDS TRANSFER sweep BSTSF	\$23,000.00		\$21,309.65 CR
27/07/2021	FUNDS TRANSFER TO HIA BST SF		\$803.00	\$22,112.65 CR
30/07/2021	INTEREST		\$20.41	\$22,133.06 CR
02/08/2021	FUNDS TRANSFER Sweep Cas	\$12,000.00		\$10,133.06 CR
02/08/2021	FUNDS TRANSFER TO HIA BST SF		\$3,450.00	\$13,583.06 CR
23/08/2021	FUNDS TRANSFER Sweep BSTSF	\$13,000.00		\$583.06 CR
23/08/2021	FUNDS TRANSFER TO HIA BST SF		\$1,070.00	\$1,653.06 CR
31/08/2021	INTEREST		\$4.03	\$1,657.09 CR
20/09/2021	FUNDS TRANSFER TO HIA BST SF		\$465.00	\$2,122.09 CR
24/09/2021	FUNDS TRANSFER TO HIA BST SF		\$7,815.00	\$9,937.09 CR
30/09/2021	INTEREST		\$1.14	\$9,938.23 CR

Blue Sky Trading S/F (continued)

Transaction details (continued)				
Date	Details	Debits	Credits	Balance
07/10/2021	FUNDS TRANSFER TO HIA BST SF		\$390.00	\$10,328.23 CR
29/10/2021	INTEREST		\$3.19	\$10,331.42 CR
23/11/2021	FUNDS TRANSFER TO HIA BST SF		\$20,494.00	\$30,825.42 CR
30/11/2021	INTEREST		\$5.13	\$30,830.55 CR
09/12/2021	FUNDS TRANSFER Sweep CAS		\$23,981.00	\$54,811.55 CR
14/12/2021	FUNDS TRANSFER sweep BSTSF	\$38,000.00		\$16,811.55 CR
14/12/2021	FUNDS TRANSFER TO HIA BST SF		\$960.00	\$17,771.55 CR
31/12/2021	INTEREST		\$9.29	\$17,780.84 CR
31/12/2021	Closing Balance			\$17,780.84 CR

Please check all entries and report apparent errors or possible unauthorised transactions immediately. NAB may subsequently adjust debits or credits, which may result in a change to your account balance to accurately reflect the obligations between us. For information on resolving problems or disputes call 13 13 80. Please retain this statement for tax purposes.

Statement

BLUE SKY TRADING S/F
 9 KNIGHT STREET
 ERSKINEVILLE NSW 2043

Statement period:
 01/01/2022 to 30/06/2022
 Statement number:
 20

YOU ASKED. WE LISTENED.

In response to feedback from clients like yourself, we've made enhancements to our mobile app and website to improve your investing experience.

To find out more, visit nabtrade.com.au/enhancements



Your accounts


Your nabtrade cash products summary

Blue Sky Trading S/F 083-052 301528327 (as at 30/06/2022)	\$1,705.91 CR
Blue Sky Trading S/F NT1470249-004 (as at 30/06/2022)	\$114,360.30 CR

Blue Sky Trading S/F

083-052 301528327

Account details

 Biller Code : 102426 Ref : 3052301528327	Telephone & Internet Banking — BPAY® Contact your bank or financial institution to make this payment from your cheque, savings, debit or transaction account. More info: www.bpay.com.au	BSB 083-052
		Account number 301528327
		Interest rate as at 30/06/2022 0.10% P.A.

Account balance summary

Opening balance	\$134.57 CR
Total credits	\$359,361.01
Total debits	\$357,789.67
Closing balance	\$1,705.91 CR

Transaction details

Date	Details	Debits	Credits	Balance
01/01/2022	Balance brought forward			\$134.57 CR
10/01/2022	DIVIDEND on ICLN.US (WHT of USD -0.92) - USD to AUD @ 1.3798		\$7.23	\$141.80 CR
17/01/2022	FUNDS TRANSFER TO HIA BST SF	\$141.00		\$0.80 CR
19/01/2022	FUNDS TRANSFER DIVIDEND - FUEL DST 001270794872		\$497.15	\$497.95 CR

Blue Sky Trading S/F (continued)

Transaction details (continued)				
Date	Details	Debits	Credits	Balance
21/01/2022	FUNDS TRANSFER TO HIA BST SF	\$497.00		\$0.95 CR
28/01/2022	SELL CGF.ASX 3900 AUD 5.61 105123351 NT1470249-002		\$21,861.50	\$21,862.45 CR
31/01/2022	INTEREST		\$0.03	\$21,862.48 CR
01/02/2022	FUNDS TRANSFER SWEEP CAS	\$21,862.00		\$0.48 CR
28/02/2022	INTEREST		\$0.09	\$0.57 CR
01/03/2022	FUNDS TRANSFER SWEEP CAS		\$22,500.00	\$22,500.57 CR
01/03/2022	FUNDS TRANSFER SWEEP CAS	\$558.00		\$21,942.57 CR
03/03/2022	BUY RIOJOB.ASX 500 AUD 43.85 107267535 NT1470249-002	\$21,942.53		\$0.04 CR
14/03/2022	FUNDS TRANSFER IDXR CAS		\$3,333.36	\$3,333.40 CR
14/03/2022	App payment 160019900501599416	\$3,333.36		\$0.04 CR
17/03/2022	FUNDS TRANSFER DIVIDEND - ALUMINA LIMITED MAR22/00835348		\$390.00	\$390.04 CR
21/03/2022	FUNDS TRANSFER TO HIA BST SF	\$390.00		\$0.04 CR
22/03/2022	FUNDS TRANSFER DIVIDEND - CHALLENGER LTD 22MAR/00817484		\$11.50	\$11.54 CR
24/03/2022	SELL WSA.ASX 5000 AUD 3.52 108547922 NT1470249-002		\$17,585.05	\$17,596.59 CR
24/03/2022	FUNDS TRANSFER TO HIA BST SF	\$17,596.00		\$0.59 CR
28/03/2022	FUNDS TRANSFER DIVIDEND - EDV DIV 001273519057		\$375.00	\$375.59 CR
30/03/2022	FUNDS TRANSFER DIVIDEND - CBA ITM DIV 001271820967		\$35.00	\$410.59 CR
31/03/2022	INTEREST		\$0.06	\$410.65 CR
31/03/2022	FUNDS TRANSFER TO HIA BST SF	\$410.00		\$0.65 CR
04/04/2022	FUNDS TRANSFER DIVIDEND - IDX DIV PAYMENT APR22/00802366		\$200.00	\$200.65 CR
13/04/2022	FUNDS TRANSFER DIVIDEND - WOW ITM DIV 001275430646		\$390.00	\$590.65 CR
20/04/2022	FUNDS TRANSFER TO HIA BST SF	\$590.00		\$0.65 CR
20/04/2022	FUNDS TRANSFER SWEEP BSTSF		\$25,500.00	\$25,500.65 CR
22/04/2022	BUY XJOKOV.ASX 3000 AUD 8.44 110163945 NT1470249-002	\$25,340.25		\$160.40 CR
22/04/2022	FUNDS TRANSFER DIVIDEND - CITI WARRANTS RIO43/00800039		\$2,885.20	\$3,045.60 CR
26/04/2022	SELL XJOKCY.CXA 3000 AUD 4.51 110282335 NT1470249-002		\$13,515.05	\$16,560.65 CR
27/04/2022	FUNDS TRANSFER TO HIA BST SF	\$16,560.00		\$0.65 CR
29/04/2022	INTEREST		\$0.08	\$0.73 CR
02/05/2022	FUNDS TRANSFER SWEEP BSTSF		\$13,500.00	\$13,500.73 CR
02/05/2022	FUNDS TRANSFER TO HIA BST SF	\$505.00		\$12,995.73 CR
04/05/2022	BUY WBCJOC.ASX 2000 AUD 6.49 110801690 NT1470249-002	\$12,994.95		\$0.78 CR
10/05/2022	FUNDS TRANSFER SWEEP BSTSF		\$11,500.00	\$11,500.78 CR
10/05/2022	FUNDS TRANSFER TO HIA BST SF	\$1,095.00		\$10,405.78 CR
12/05/2022	BUY BHPJOP.ASX 1000 AUD 10.39 111310292 NT1470249-002	\$10,404.95		\$0.83 CR
31/05/2022	INTEREST		\$0.06	\$0.89 CR
01/06/2022	SELL AWC.ASX 10000 AUD 1.685 112399735 NT1470249-002		\$16,835.89	\$16,836.78 CR
03/06/2022	FUNDS TRANSFER SWEEP CAS	\$16,836.00		\$0.78 CR
06/06/2022	SELL AKE.ASX 3000 AUD 11.45 112617767 NT1470249-002		\$34,322.52	\$34,323.30 CR
06/06/2022	FUNDS TRANSFER SWEEP CAS	\$34,323.00		\$0.30 CR
07/06/2022	SELL WBCJOC.ASX 2000 AUD 6.5 112716161 NT1470249-002		\$12,985.05	\$12,985.35 CR

Blue Sky Trading S/F (continued)

Transaction details (continued)				
Date	Details	Debits	Credits	Balance
08/06/2022	FUNDS TRANSFER TO HIA BST SF	\$12,985.00		\$0.35 CR
14/06/2022	SELL BHPJOP.ASX 1000 AUD 18.71 112967961 NT1470249-002		\$18,695.03	\$18,695.38 CR
14/06/2022	SELL RIOJOB.ASX 500 AUD 45 112968267 NT1470249-002		\$22,482.00	\$41,177.38 CR
14/06/2022	FUNDS TRANSFER TO HIA BST SF	\$41,117.00		\$60.38 CR
16/06/2022	SELL XJOKOV.ASX 1000 AUD 17.53 113224329 NT1470249-002		\$17,515.05	\$17,575.43 CR
17/06/2022	FUNDS TRANSFER TO HIA BST SF	\$17,575.00		\$0.43 CR
20/06/2022	Please note from 20/06/2022 the interest rate on your account is 0.10%p.a.			\$0.43 CR
21/06/2022	SELL XJOKOV.ASX 1000 AUD 19.23 113486339 NT1470249-002		\$19,214.62	\$19,215.05 CR
21/06/2022	DIVIDEND on ICLN.US (WHT of USD -10.54) - USD to AUD @ 1.4119		\$84.19	\$19,299.24 CR
22/06/2022	nabtrade: 13266787 FUNDS TRANSFER 062099, 10417929 AUDITTAX 2021 Blue Sky	\$1,250.00		\$18,049.24 CR
22/06/2022	SELL XJOKOV.ASX 1000 AUD 19.2 113611419 NT1470249-002		\$19,184.64	\$37,233.88 CR
22/06/2022	BUY BHPJOP.ASX 1000 AUD 11.56 113630727 NT1470249-002	\$11,574.95		\$25,658.93 CR
22/06/2022	FUNDS TRANSFER TO HIA BST SF	\$25,658.00		\$0.93 CR
23/06/2022	FUNDS TRANSFER sweep BSTSF		\$23,000.00	\$23,000.93 CR
24/06/2022	FUNDS TRANSFER DIVIDEND - WBC DIVIDEND 001277610626		\$30.50	\$23,031.43 CR
24/06/2022	FUNDS TRANSFER DIVIDEND - CITI WARRANTS WBC38/00800077		\$1,220.00	\$24,251.43 CR
27/06/2022	FUNDS TRANSFER TO HIA BST SF	\$24,251.00		\$0.43 CR
28/06/2022	FUNDS TRANSFER sweep BSTSF		\$38,000.00	\$38,000.43 CR
28/06/2022	FUNDS TRANSFER TO HIA BST SF	\$870.00		\$37,130.43 CR
30/06/2022	INTEREST		\$0.60	\$37,131.03 CR
30/06/2022	BUY IOZJCA.CXA 5000 AUD 7.42 114071175 NT1470249-002	\$37,129.68		\$1.35 CR
30/06/2022	FUNDS TRANSFER - ATO ATO008000016429251		\$1,704.56	\$1,705.91 CR
30/06/2022	Closing Balance			\$1,705.91 CR

The following information is provided to assist in preparing your 2021/22 tax return

Account Number	083-052-301528327
Credit interest paid 2021/22 financial year	\$1.65
Withholding Tax	\$0.00

Blue Sky Trading S/F

NT1470249-004

Account details

Account number	NT1470249-004
Interest rate as at 30/06/2022	1.00% P.A.

Blue Sky Trading S/F (continued)

Account balance summary	
Opening balance	\$17,780.84 CR
Total credits	\$233,912.82
Total debits	\$137,333.36
Closing balance	\$114,360.30 CR

Transaction details				
Date	Details	Debits	Credits	Balance
01/01/2022	Balance brought forward			\$17,780.84 CR
17/01/2022	FUNDS TRANSFER TO HIA BST SF		\$141.00	\$17,921.84 CR
21/01/2022	FUNDS TRANSFER TO HIA BST SF		\$497.00	\$18,418.84 CR
31/01/2022	INTEREST		\$5.63	\$18,424.47 CR
01/02/2022	FUNDS TRANSFER SWEEP CAS		\$21,862.00	\$40,286.47 CR
28/02/2022	INTEREST		\$11.60	\$40,298.07 CR
01/03/2022	FUNDS TRANSFER SWEEP CAS	\$22,500.00		\$17,798.07 CR
01/03/2022	FUNDS TRANSFER SWEEP CAS		\$558.00	\$18,356.07 CR
14/03/2022	FUNDS TRANSFER IDXR CAS	\$3,333.36		\$15,022.71 CR
21/03/2022	FUNDS TRANSFER TO HIA BST SF		\$390.00	\$15,412.71 CR
24/03/2022	FUNDS TRANSFER TO HIA BST SF		\$17,596.00	\$33,008.71 CR
31/03/2022	INTEREST		\$8.07	\$33,016.78 CR
31/03/2022	FUNDS TRANSFER TO HIA BST SF		\$410.00	\$33,426.78 CR
20/04/2022	FUNDS TRANSFER TO HIA BST SF		\$590.00	\$34,016.78 CR
20/04/2022	FUNDS TRANSFER SWEEP BSTSF	\$25,500.00		\$8,516.78 CR
27/04/2022	FUNDS TRANSFER TO HIA BST SF		\$16,560.00	\$25,076.78 CR
29/04/2022	INTEREST		\$8.57	\$25,085.35 CR
02/05/2022	FUNDS TRANSFER SWEEP BSTSF	\$13,500.00		\$11,585.35 CR
02/05/2022	FUNDS TRANSFER TO HIA BST SF		\$505.00	\$12,090.35 CR
10/05/2022	FUNDS TRANSFER SWEEP BSTSF	\$11,500.00		\$590.35 CR
10/05/2022	FUNDS TRANSFER TO HIA BST SF		\$1,095.00	\$1,685.35 CR
23/05/2022	Please note from 23/05/2022 the interest rate on your account is 0.65%p.a.			\$1,685.35 CR
31/05/2022	INTEREST		\$2.35	\$1,687.70 CR
03/06/2022	FUNDS TRANSFER SWEEP CAS		\$16,836.00	\$18,523.70 CR
06/06/2022	FUNDS TRANSFER SWEEP CAS		\$34,323.00	\$52,846.70 CR
08/06/2022	FUNDS TRANSFER TO HIA BST SF		\$12,985.00	\$65,831.70 CR
14/06/2022	FUNDS TRANSFER TO HIA BST SF		\$41,117.00	\$106,948.70 CR
17/06/2022	FUNDS TRANSFER TO HIA BST SF		\$17,575.00	\$124,523.70 CR
20/06/2022	Please note from 20/06/2022 the interest rate on your account is 1.00%p.a.			\$124,523.70 CR
22/06/2022	FUNDS TRANSFER TO HIA BST SF		\$25,658.00	\$150,181.70 CR
23/06/2022	FUNDS TRANSFER sweep BSTSF	\$23,000.00		\$127,181.70 CR
27/06/2022	FUNDS TRANSFER TO HIA BST SF		\$24,251.00	\$151,432.70 CR
28/06/2022	FUNDS TRANSFER sweep BSTSF	\$38,000.00		\$113,432.70 CR

Blue Sky Trading S/F (continued)

Transaction details (continued)				
Date	Details	Debits	Credits	Balance
28/06/2022	FUNDS TRANSFER TO HIA BST SF		\$870.00	\$114,302.70 CR
30/06/2022	INTEREST		\$57.60	\$114,360.30 CR
30/06/2022	Closing Balance			\$114,360.30 CR

The following information is provided to assist in preparing your 2021/22 tax return	
Account Number	NT1470249-004
Credit interest paid 2021/22 financial year	\$137.01
Withholding Tax	\$0.00

Please check all entries and report apparent errors or possible unauthorised transactions immediately. NAB may subsequently adjust debits or credits, which may result in a change to your account balance to accurately reflect the obligations between us. For information on resolving problems or disputes call 13 13 80. Please retain this statement for tax purposes.

61800 - Distributions Receivable

2022 Financial Year

Preparer Desiree Yutuc

Reviewer Steven Lee

Status Completed

Account Code	Description	CY Balance	LY Balance	Change
FUEL.AX	Betashares Global Energy Companies Etf - Currency Hedged		\$663.77	100%
IOZ.AX1	Ishares Core S&p/asx 200 Etf	\$1,312.43	\$418.53	213.58%
IOZ.AX4	IOZJCA	\$1,626.86		100%
ISO.AX	Ishares S&p/asx Small Ordinaries Etf	\$1,523.95	\$1,736.83	(12.26)%
SFY.AX	Spdr S&p/Asx 50 Fund - Exchange Traded Fund Units Fully Paid	\$7,549.23	\$2,529.55	198.44%
TOTAL		CY Balance	LY Balance	
		\$12,012.47	\$5,348.68	

Supporting Documents

- General Ledger [Report](#)
- IOZ_Reinvestment_Plan_Advice_2022_07_13.pdf [IOZ.AX1](#)
- Citi_Tax_Statement_2022_06_30 (1).pdf [IOZ.AX4](#)
- SFY_Distribution_Advice_2022_07_12.pdf [SFY.AX](#)

Standard Checklist

- Review aging of amounts receivable and comment on any delay in payment

Blue Sky Trading Super Fund

General Ledger

As at 30 June 2022

Transaction Date	Description	Units	Debit	Credit	Balance \$
Distributions Receivable (61800)					
<u>Betashares Global Energy Companies Etf - Currency Hedged (FUEL.AX)</u>					
01/07/2021	Opening Balance				663.77 DR
16/07/2021	FUNDS TRANSFER DIVIDEND FUEL DST 001262005659 [Amount Receivable]			663.77	0.00 DR
				663.77	0.00 DR
<u>Ishares Core S&p/asx 200 Etf (IOZ.AX1)</u>					
01/07/2021	Opening Balance				418.53 DR
13/07/2021	AUD EST 0.0935 FRANKED, 30% CTR, 0.0202 CFI, DRP			418.53	0.00 DR
30/06/2022	IOZ.AX1 Year End Accrual		1,312.43		1,312.43 DR
			1,312.43	418.53	1,312.43 DR
<u>IOZJCA (IOZ.AX4)</u>					
30/06/2022	IOZ.AX4 Year End Accrual		1,626.86		1,626.86 DR
			1,626.86		1,626.86 DR
<u>Ishares S&p/asx Small Ordinaries Etf (ISO.AX)</u>					
01/07/2021	Opening Balance				1,736.83 DR
13/07/2021	FUNDS TRANSFER DIVIDEND - ISO PAYMENT JUL21/00800411 [Amount Receivable]			1,736.83	0.00 DR
30/06/2022	ISO.AX Year End Accrual		1,523.95		1,523.95 DR
			1,523.95	1,736.83	1,523.95 DR
<u>Spdr S&p/Asx 50 Fund - Exchange Traded Fund Units Fully Paid (SFY.AX)</u>					
01/07/2021	Opening Balance				2,529.55 DR
12/07/2021	AUD 0.19441 FRANKED, 33.4757% CTR, 0.033365 CFI, DRP NIL DIS			2,529.55	0.00 DR
30/06/2022	SFY.AX Year End Accrual		7,549.23		7,549.23 DR
			7,549.23	2,529.55	7,549.23 DR
Total Debits:	12,012.47				
Total Credits:	5,348.68				

018690 000 IOZ



MR CRAIG ANTHONY SAUNDERS &
MRS VANESSA JANE SAUNDERS
<BLUE SKY TRADING S/F A/C>
9 KNIGHT STREET
ERSKINEVILLE NSW 2043

Manage your holdings



www.investorcentre.com/au



Computershare Investor Services Pty Limited
GPO Box 2975 Melbourne
Victoria 3001 Australia

Enquiries:



(within Australia) 1300 474 273
(outside Australia) +61 3 9415 4695

Holder Identification Number (HIN)

HIN WITHHELD

Record Date:

4 July 2022

Payment Date:

13 July 2022

iShares Distribution Distribution Reinvestment Plan

ASX	Fund Name	DRP Price (\$)	Units	Cash per Security (\$)	Tax Withheld Amount (\$)	Net Cash for Reinvestment# (\$)	Balance Brought Forward (\$)	Number of Units Allotted	Cash Carried Forward (\$)	
IOZ	iShares Core S&P/ASX 200 ETF	26.474265	2,139	0.61357206	0.00	1,312.43	4.34	49	19.53	
ISO	iShares S&P/ASX Small Ordinaries ETF	4.037269	5,042	0.30225063	0.00	1,523.95	4.63	378	2.49	
Total						0.00	2,836.38	8.97	427	22.02

#To calculate net cash available for reinvestment, multiply units available for DRP by cash per security & subtract any applicable tax withheld

Please refer to the following guide for a description of how the DRP plan operates:

<https://www.blackrock.com/au/individual/literature/dividends/ishares-etf-distribution-reinvestment-plan-australian-funds-en-au.pdf>

Note 1: You should refer to the iShares tax booklet for Australian domiciled iShares ETFs at www.blackrock.com/au for more tax related information. Please retain this statement in a safe place as a charge may be levied for a replacement.

Note 2: If you require a payment to be re-issued, you may be charged an administrative fee which will be deducted from your payment. Fees are applicable to certain types of payments valued at over \$100 AU.

IT'S TIME TO THINK SUSTAINABLY.

Expect more from iShares ESG ETFs. Turn over to learn more.



AIM TO DO GOOD BY THE PLANET AND YOUR BOTTOM LINE

Build a portfolio for the long term.

iShares ESG ETFs can provide access to companies with a more sustainable approach and better positioned to grow.

Not all Sustainable ETFs are created equal.

Find out why at blackrock.com/au/isharesesg



iShares[®]
by BlackRock

For illustrative purposes only. This is not a recommendation to invest in any particular financial product. No part of this material may be reproduced or distributed in any manner without the prior written permission of BIMAL.

Issued by BlackRock Investment Management (Australia) Limited ABN 13 006 165 975, AFSL 230 523 (BIMAL). This material provides general information only and does not take into account your individual objectives, financial situation, needs or circumstances. Before making any investment decision, you should assess whether the material is appropriate for you and obtain financial advice tailored to you having regard to your individual objectives, financial situation, needs and circumstances. Refer to BIMAL's Financial Services Guide on its website for more information. This material is not a financial product recommendation or an offer or solicitation with respect to the purchase or sale of any financial product in any jurisdiction.

BIMAL is the responsible entity and issuer of units in the Australian domiciled managed investment schemes referred to in this material, including the Australian domiciled iShares ETFs. Any potential investor should consider the latest product disclosure statement (PDS) before deciding whether to acquire, or continue to hold, an investment in any BlackRock fund. BlackRock has also issued a target market determination (TMD) that describes the class of consumers that comprises the target market for each BlackRock fund and matters relevant to their distribution and review. The PDS and the TMD can be obtained by contacting the BIMAL Client Services Centre on 1300 366 100. In some instances the PDS and the TMD are also available on the BIMAL website at www.blackrock.com/au. An iShares ETF is not sponsored, endorsed, issued, sold or promoted by the provider of the index which a particular iShares ETF seeks to track. No index provider makes any representation regarding the advisability of investing in the iShares ETFs. Further information on the index providers can be found in the BIMAL website terms and conditions at www.blackrock.com/au.

Any investment is subject to investment risk, including delays on the payment of withdrawal proceeds and the loss of income or the principal invested. While any forecasts, estimates and opinions in this material are made on a reasonable basis, actual future results and operations may differ materially from the forecasts, estimates and opinions set out in this material. No guarantee as to the repayment of capital or the performance of any product or rate of return referred to in this material is made by BIMAL or any entity in the BlackRock group of companies.

© 2022 BlackRock, Inc. All Rights reserved. BLACKROCK, BLACKROCK SOLUTIONS, iSHARES and the stylised i logo are registered and unregistered trademarks of BlackRock, Inc. or its subsidiaries in the United States and elsewhere. All other trademarks are those of their respective owners.



6 September 2022

000153
000



MR CRAIG ANTHONY
SAUNDERS & MRS VANESSA
JANE SAUNDERS <BLUE SKY
TRADING S/F A/C>
9 KNIGHT STREET
ERSKINEVILLE NSW 2043

Dear Investor,

Citigroup Global Markets Australia Pty Ltd (ABN 64 003 114 832, AFSL 240992) (CitiFirst) are pleased to provide you with an indicative tax statement for the financial year ending 30 June 2022. CitiFirst has provided this for assistance in completion of your taxation return.

The statement will show all of your transactions on your CitiFirst Warrants holding(s) for the 2021 / 2022 financial year and outlines potential deductions of prepaid interest as well as information for any potential Capital Gain / Loss calculations.

In an effort to increase convenience to investors CitiFirst has created an electronic version of your Tax Statement. It will be accessible by following these steps

- Go to www.investorcentre.com
- Access a Single Holding
- You will also require your HIN/SRN and Postcode/Country of residence
- The company code is the ASX Code of any Instalment you hold

To allow future statements to be only provided electronically please ensure you have your email address lodged with the Computershare Investor Centre in the section entitled 'Update My Details'.

For additional information regarding 30 June 2022 valuations or if you would like a copy of the relevant Product Disclosure Statement you can visit our website, www.citifirst.com.au. If you would like any further information or wish to discuss this statement, please do not hesitate to contact CitiFirst on 1300 30 70 70 or email us at citifirst.warrants@citi.com.

Thank you for using CitiFirst Warrants and we look forward to being of service to you in the future.

Yours Sincerely

Brendan Wills
Head of Warrants Australia
Citigroup Global Markets Australia Pty Limited

CitiFirst Instalments Tax Statement for year ended 30 June 2022

Registered Holder Name: MR CRAIG ANTHONY SAUNDERS & MRS VANESSA JANE SAUNDERS <BLUE SKY TRADING S/F A/C>
 HIN/SRN: X0061255109

Registry Details				Individual Investors		Self-Managed Superannuation Funds and Companies				
ASX Code	Transaction Date ²	Transaction Type	Number of Units	Prepaid Interest ⁴	Interest Rebate ¹⁰	Interest ⁹	Interest Rebate ¹⁰	Notional Put Cost ⁵	Final Instalment ¹¹	Underlying Security Price
BHPJOP	1 Jul 21	Brought Fwd	0	-	-	-	-	-	\$0.0000	-
	10 May 22	Purchase	1,000	\$137.30	-	\$137.30	-	-	\$33.8750	\$45.02
	26 May 22	Dividend	1,000	-	-	-	-	-	\$28.7099	-
	9 Jun 22	Sale	1,000	-	-	-	-	-	\$28.7684	\$46.24
	20 Jun 22	Purchase	1,000	\$45.80	-	\$45.80	-	-	\$28.8183	\$40.26
IOZJCA	1 Jul 21	Brought Fwd	0	-	-	-	-	-	\$0.0000	-
	28 Jun 22	Purchase	5,000	\$32.00	-	\$32.00	-	-	\$20.2757	\$27.88
RIOJOB	1 Jul 21	Brought Fwd	0	-	-	-	-	-	\$0.0000	-
	1 Mar 22	Purchase	500	\$520.00	-	✓ \$520.00	-	-	\$74.1588	\$117.82
	10 Mar 22	Dividend	✓ 500	-	-	-	-	-	\$73.3931	-
	10 Mar 22	Dividend	✓ 500	-	-	-	-	-	\$73.3931	-
	9 Jun 22	Sale	✓ 500	-	-	-	-	-	\$74.3408	\$117.47
WBCJOC	1 Jul 21	Brought Fwd	0	-	-	-	-	-	\$0.0000	-
	2 May 22	Purchase	2,000	\$161.80	-	✓ \$161.80	-	-	\$17.4575	\$23.88
	19 May 22	Dividend	✓ 2,000	-	-	-	-	-	\$17.5003	-
	3 Jun 22	Sale	✓ 2,000	-	-	-	-	-	\$17.5384	\$24.00
Grand Total Deductions				\$896.90		\$896.90				
Grand Total Income					-		-			

IMPORTANT

This statement is necessarily general in nature and does not take into account the specific taxation circumstances of each Holder. Holders should not rely on this statement and should obtain specific taxation advice referable to their own circumstances prior to making any investment decision.

Notes to the Tax Statement

1. The transactions shown within the tax statement are from CitiFirst registry provider Computershare Investor Services Pty Limited.
2. Dates have been changed to assume that T+2 settlement occurred, this includes periods of deferred settlement where the transaction date will be appear 2 trading days prior to the deferred settlement date.
3. This Statement is intended only as a general summary of some of the taxation consequences arising for Holders who are Australian resident taxpayers including individuals, companies and complying superannuation funds who hold Citi Instalments on capital account (ie not on revenue account or as trading stock) for tax purposes.
4. Please refer to the tax considerations set out in the PDS for further information regarding the deductibility of interest, including (where applicable) the pre-payment rules for pre-paid interest for individuals and small business entities.
5.
 - a. Under the capital protected borrowing provisions, where the Citi Instalments were acquired on or after 1 July 2007, an Interest Amount will generally not be deductible to the above investors to the extent that, broadly, it exceeds the amount arrived at by applying the relevant benchmark interest rate (see below) prevailing at the time the Interest Amount is drawn down. As indicated in the Citi Instalments PDS, any (non-deductible) excess has been re-characterised in your statement as part of the cost base of a notional put option.
 - b. Where warrants have been sold. Holders may receive an Interest Rebate (see note 10 below). Part of this has been re-characterised in your statement as a recoupment of part of the cost base of the notional put option. Thus Holder's CGT loss on expiry of the Notional Put Option should include this amount.
6. The relevant benchmark interest rate is the Reserve Bank of Australia's Indicator Lending Rate for Standard Variable Housing Loans - Investor at the time the interest was paid increased by 1.00% pa.
7. See www.rba.gov.au/statistics/tables/xls/f05hist.xls to access these benchmarks.
8. The capital protected borrowing provisions are relatively new law and there are technical difficulties in their application. Investors should seek advice from their personal tax adviser.
9. Interest for Self Managed Superannuation Funds and Companies: Interest deductions will generally be spread across tax years by reference to the number of days to which the interest is referable.
10. Interest Rebate (Early Repayment Fee): This is the amount that is effectively refundable to the Holder to compensate them for interest that the Holder has prepaid in relation to the unexpired period of the Loan. If a Holder exercises Citi Instalments prior to the Maturity Date the amount of the Early Repayment Fee will be included in the cost base for the Holder's beneficial interest in the Underlying Shares. It excludes the amount re-characterised as a recoupment of part of the excess interest re-characterised as the cost base of a notional put option.
11. This is also known as the Loan amount.
12. The cost base of the underlying security should be calculated as per the relevant PDS.
13. Taxation of Dividends and Distributions on the Underlying Parcel may also be reportable on your Taxation Return, please refer to the advice relevant to these.

Dividend and Distribution Summary for year ended 30 June 2022

ASX Code	Number of Units	Payment Date	Cash Dividend	Cash Distribution#	Franking Percentage	Franking Credit	Income Type
BHPJOP	1,000	1/06/2022	\$5,377.60	-	100.00%	\$2,304.69	Dividend
IOZJCA	5,000	13/07/2022	-	\$3,067.86	0.00%	\$0.00	Distribution
RIOJOB	500	21/04/2022	\$2,885.20	-	100.00%	\$1,236.51	Dividend
RIOJOB	500	21/04/2022	\$429.00	-	100.00%	\$183.86	Dividend
WBCJOC	2,000	24/06/2022	\$1,220.00	-	100.00%	\$522.86	Dividend
		Total	\$9,911.80	\$3,067.86		\$4,247.92	

Cash Dividends and Cash Distributions in relation to Self Funding Instalments have been applied to reduce the Loan Amount in relation to the corresponding series and not paid in cash to holders.

#Note: Distributions received from trusts or stapled securities may be tax deferred and not assessable and can include capital gains, franked dividends and foreign tax credits. A distribution statement will be provided to you at a later date.

Warrant Prices and Completion Payments as at 30 June 2022

Instalment ASX Code	Closing Price as at 30 June 2022	Completion Payment as at 30 June 2022
BHPJOP	\$12.38	\$28.8641
IOZJCA	\$6.81	\$20.2821
RIOJOB	\$28.11	\$74.5882
WBCJOC	N/A	N/A

All Registry communications to:
C/- Link Market Services Limited
Locked Bag A14, Sydney South, NSW, 1235
Telephone: 1300 665 385
ASX Code: SFY
Security Code: SFY
Email: SPDR@linkmarketservices.com.au
Website: www.linkmarketservices.com.au



011 000171

MR CRAIG ANTHONY SAUNDERS &
MRS VANESSA JANE SAUNDERS
<BLUE SKY TRADING S/F A/C>
9 KNIGHT STREET
ERSKINEVILLE NSW 2043

Distribution Advice

Payment date: 12 July 2022
Record date: 30 June 2022
Reference no.: X*****5109

TFN/ABN RECEIVED AND RECORDED

Dear Unitholder,

This payment represents a distribution of 134.0893 cents for the period ended 30 June 2022, in respect of ordinary units entitled to participate at the record date. The final details of the distribution components (including any non-assessable amounts) will be advised in the AMIT Member Annual Statement for the year ended 30 June 2022.

Visit our investor website at www.linkmarketservices.com.au where you can view and change your details.

Class Description	Rate per Unit	Participating Units	Franked Component	Other Income Component	Gross Amount
Ordinary Units	134.0893 cents	5,630	\$6,756.06	\$793.17	\$7,549.23
				Net Amount:	\$7,549.23

Residual balance brought forward from your Plan account:	\$13.78
Total amount available for reinvestment:	\$7,563.01
This amount has been applied to ** 129 ** units at \$58.2756 per unit:	\$7,517.55
Residual balance carried forward in your Plan account:	\$45.46
Number of ordinary units held prior to allotment:	5,630
Ordinary units allotted this distribution:	129
*Total holding of ordinary units after the allotment:	5,759

*The "Total holding of ordinary units after the allotment" shown above may not be the current holding balance (it does not include any Ex distribution transfers registered after Ex date 29 June 2022, or any trades and/or allotments registered since Record date 30 June 2022. Neither SPDR S&P/ASX 50 Fund nor Link Market Services Limited will be liable for any losses incurred by any person who relies on the holding shown without making their own adjustments for any transactions.

This statement contains important information; please retain this statement for taxation purposes as a charge may be levied for a replacement.

The SPDR S&P/ASX 50 Fund declares that it is a managed investment trust for the purposes of Subdivision 12-H of the Taxation Administration Act 1953 ("TAA 1953") in respect of the income year ended 30 June 2022. This distribution relates to the trust's year of income ended 30 June 2022. For the purpose of Section 12-405 of Schedule 1 of the TAA 1953, the "Fund Payment" portion of the distribution is calculated as the sum of the following components:

- Australian Sourced Income
 - Other Income
 - Clean building MIT
 - Excluded non concessional MIT income
 - Non concessional MIT income
- Capital Gains Taxable Australian Property
 - Discounted – multiplied by 2
 - Indexation method
 - Other method

68000 - Sundry Debtors

2022 Financial Year

Preparer Desiree Yutuc

Reviewer Steven Lee

Status Completed

Account Code	Description	CY Balance	LY Balance	Change
68000	Sundry Debtors		\$6,675.05	100%
TOTAL		CY Balance	LY Balance	
			\$6,675.05	

Supporting Documents

◦ General Ledger [Report](#)

Standard Checklist

Match to Source Documentation

Blue Sky Trading Super Fund

General Ledger

As at 30 June 2022

Transaction Date	Description	Units	Debit	Credit	Balance \$
Sundry Debtors (68000)					
<u>Sundry Debtors (68000)</u>					
01/07/2021	Opening Balance				6,675.05 DR
02/07/2021	SELL MVP.ASX 1500 AUD 4.46 92447032 NT1470249-002			6,675.05	0.00 DR
				6,675.05	0.00 DR

Total Debits: 0.00

Total Credits: 6,675.05

77600 - Shares in Listed Companies (Australian)

2022 Financial Year

Preparer Desiree Yutuc

Reviewer Steven Lee

Status Completed

Account Code	Description	CY Units	CY Balance	LY Units	LY Balance	Change
AKE.AX	Allkem Limited	0.000000				0%
ANZ.AX	Australia And New Zealand Banking Group Limited	50.000000	\$1,101.50	50.000000	\$1,407.50	(21.74)%
AWC.AX	Alumina Limited	0.000000				0%
BHP.AX1	BHPJOP	1000.000000	\$41,250.00			100%
BLD.AX	Boral Limited.	0.000000		3000.000000	\$22,050.00	100%
CBA.AXW	Commonwealth Bank Of Australia.	20.000000	\$1,807.60	20.000000	\$1,997.40	(9.5)%
CGF.AX	Challenger Limited	100.000000	\$684.00			100%
EDV.AX	Endeavour Group Limited	3000.000000	\$22,710.00	3000.000000	\$18,870.00	20.35%
IDX.AX	Integral Diagnostics Limited	5969.000000	\$18,086.07	5000.000000	\$26,000.00	(30.44)%
IHL.AX	Incannex Healthcare Limited	0.000000		70000.000000	\$17,500.00	100%
ORE.AX	Orocobre Limited	0.000000		3000.000000	\$19,410.00	100%
RIO.AX1	RIOJOB	0.000000				0%
TOP.AX	Thorney Opportunities Ltd - Ordinary Fully Paid	0.000000		30000.000000	\$16,350.00	100%
WBC.AX	Westpac Banking Corporation	50.000000	\$975.00	50.000000	\$1,290.50	(24.45)%
WBC.AX13	WBCJOC	0.000000				0%

Account Code	Description	CY Units	CY Balance	LY Units	LY Balance	Change
WOW.AX	Woolworths Group Limited	1000.000000	\$35,600.00			100%
WSA.AX	Western Areas Limited	0.000000				0%
XJOKCY.AX	CREDIT SUISSE INVESTMENT SERVICES (AUSTRALIA) LIMITED	0.000000		1000.000000	\$990.00	100%
XJOKOV.AX1	Citigroup Global Markets Aus Pty Ltd	0.000000				0%
Z1P.AX	Zip Co Limited.	0.000000				0%
ZLD.AX	Zelda Therapeutics Limited	0.000000		100000.000000	\$4,300.00	100%
TOTAL		CY Units	CY Balance	LY Units	LY Balance	
		11189.000000	\$122,214.17	215120.000000	\$130,165.40	

Supporting Documents

- Balance Review Report [Report](#)
- Investment Movement Report [Report](#)
- SSAW_Tax_Statement_2022_06_30 (1).pdf
- Citiwarrants.xlsx
- NT SMSF Portfolio Holdings Report 8 May 2023.pdf

Standard Checklist

- Attach Balance Review Report
- Attach copies of HIN/SRN or Chess Statements, Broker Statements, Contract Notes Corporate Action documentation and any other relevant Source Documentation
- Attach Investment Movement Report
- Ensure all Investments are valued correctly at June 30
- Ensure the investment is in accordance with the Fund's investment strategy

Blue Sky Trading Super Fund

Balance Review Report

As at 30 June 2022

Investment Code	Investment Name	Holding Reference	Third Party Data			BGL Ledger	Variance
			Data Feed Provider	Balance Date	Balance Amount	Balance	
60400	Bank Accounts						
NAB301528327	NAB Cash Account 301528327					1,705.91	
NAB1470249004	NAB High Interest Account 1470249-004					114,360.30	
77600	Shares in Listed Companies (Australian)						
ANZ.AX	Australia And New Zealand Banking Group Limited				Setup	50.0000	50.0000
BHP.AX	BHPJOP				Setup	1,000.0000	1,000.0000
CGF.AX	Challenger Limited				Setup	100.0000	100.0000
CBA.AX	Commonwealth Bank Of Australia.				Setup	20.0000	20.0000
EDV.AX	Endeavour Group Limited				Setup	3,000.0000	3,000.0000
IDX.AX	Integral Diagnostics Limited				Setup	5,969.0000	5,969.0000
WBC.AX	Westpac Banking Corporation				Setup	50.0000	50.0000
WOW.AX	Woolworths Group Limited				Setup	1,000.0000	1,000.0000
77700	Shares in Listed Companies (Overseas)						
ICLN.NDQ	BlackRock Institutional Trust Company N.A. - iShares Global Clean Energy ETF					500.0000	
78200	Units in Listed Unit Trusts (Australian)						
FUEL.AX	Betashares Global Energy Companies Etf - Currency Hedged				Setup	5,000.0000	5,000.0000
IOZ.AX	IOZJCA				Setup	5,000.0000	5,000.0000
IOZ.AX	Ishares Core S&p/asx 200 Etf				Setup	2,139.0000	2,139.0000
ISO.AX	Ishares S&p/asx Small Ordinaries Etf				Setup	5,042.0000	5,042.0000

Blue Sky Trading Super Fund Balance Review Report

As at 30 June 2022

Investment Code	Investment Name	Holding Reference	Third Party Data			BGL Ledger	Variance
			Data Feed Provider	Balance Date	Balance Amount	Balance	
SFY.AX	Spdr S&p/Asx 50 Fund - Exchange Traded Fund Units Fully Paid				Setup	5,630.0000	5,630.0000

Blue Sky Trading Super Fund

Investment Movement Report

As at 30 June 2022

Investment	Opening Balance		Additions		Disposals			Closing Balance		
	Units	Cost	Units	Cost	Units	Cost	Accounting Profit/(Loss)	Units	Cost	Market Value
Bank Accounts										
NAB Cash Account 301528327		18,945.93		582,167.96		(599,407.98)			1,705.91	1,705.91
NAB High Interest Account 1470249-004		56,551.65		313,142.01		(255,333.36)			114,360.30	114,360.30
		75,497.58		895,309.97		(854,741.34)			116,066.21	116,066.21
Shares in Listed Companies (Australian)										
AKE.AX - Allkem Limited			3,000.00	19,515.60	(3,000.00)	(19,515.60)	14,806.92		0.00	
AWC.AX - Alumina Limited			10,000.00	17,114.95	(10,000.00)	(17,114.95)	(279.06)		0.00	
ANZ.AX - Australia And New Zealand Banking Group Limited	50.00	793.45						50.00	793.45	1,101.50
BHP.AX1 - BHPJOP			2,000.00	84,673.20	(1,000.00)	(44,279.95)	3,183.48	1,000.00	40,393.25	41,250.00
BLD.AX - Boral Limited.	3,000.00	14,954.95			(3,000.00)	(14,954.95)	7,182.33		0.00	
CGF.AX - Challenger Limited			4,000.00	23,082.74	(3,900.00)	(22,505.67)	(644.17)	100.00	577.07	684.00
XJOKOV.AX1 - Citigroup Global Markets Aus Pty Ltd			3,000.00	25,340.25	(3,000.00)	(25,340.25)	30,574.06		0.00	
CBA.AXW - Commonwealth Bank Of Australia.	20.00	1,178.95						20.00	1,178.95	1,807.60
XJOKCY.AX - CREDIT SUISSE INVESTMENT SERVICES (AUSTRALIA) LIMITED										

Blue Sky Trading Super Fund

Investment Movement Report

As at 30 June 2022

Investment	Opening Balance		Additions		Disposals			Closing Balance		
	Units	Cost	Units	Cost	Units	Cost	Accounting Profit/(Loss)	Units	Cost	Market Value
	1,000.00	15,864.95	2,000.00	25,489.90	(3,000.00)	(41,354.85)	(27,839.80)		0.00	
EDV.AX - Endeavour Group Limited	3,000.00	18,945.15						3,000.00	18,945.15	22,710.00
IHL.AX - Incannex Healthcare Limited	70,000.00	4,280.47			(70,000.00)	(4,280.46)	26,885.39		0.01	
IDX.AX - Integral Diagnostics Limited	5,000.00	15,223.62	969.00	3,333.36				5,969.00	18,556.98	18,086.07
ORE.AX - Orocobre Limited	3,000.00	19,515.60			(3,000.00)	(19,515.60)			0.00	
RIO.AX1 - RIOJOB			500.00	59,021.93	(500.00)	(59,021.93)	630.47		0.00	
TOP.AX - Thorney Opportunities Ltd - Ordinary Fully Paid	30,000.00	16,664.95			(30,000.00)	(16,664.95)	(169.90)		0.00	
WBC.AX13 - WBCJOC			2,000.00	47,909.95	(2,000.00)	(47,909.95)	151.90		0.00	
WSA.AX - Western Areas Limited			5,000.00	15,714.95	(5,000.00)	(15,714.95)	1,870.10		0.00	
WBC.AX - Westpac Banking Corporation	50.00	755.45						50.00	755.45	975.00
WOW.AX - Woolworths Group Limited			1,000.00	37,039.60				1,000.00	37,039.60	35,600.00
ZLD.AX - Zelda Therapeutics Limited	100,000.00	6,014.95			(100,000.00)	(6,014.95)	(2,229.90)		0.00	
Z1P.AX - Zip Co Limited.										

Blue Sky Trading Super Fund

Investment Movement Report

As at 30 June 2022

Investment	Opening Balance		Additions		Disposals			Closing Balance		Market Value
	Units	Cost	Units	Cost	Units	Cost	Accounting Profit/(Loss)	Units	Cost	
			3,500.00	25,045.02	(3,500.00)	(25,045.02)	(4,551.42)		0.00	
		114,192.49		383,281.45		(379,234.03)	49,570.40		118,239.91	122,214.17
Shares in Listed Companies (Overseas)										
ICLN.NDQ - BlackRock Institutional Trust Company N.A. - iShares Global Clean Energy ETF	500.00	20,289.03						500.00	20,289.03	13,826.40
		20,289.03							20,289.03	13,826.40
Units in Listed Unit Trusts (Australian)										
FUEL.AX - Betashares Global Energy Companies Etf - Currency Hedged	5,000.00	19,315.43						5,000.00	19,315.43	28,300.00
IOZ.AX4 - IOZJCA			5,000.00	138,508.18				5,000.00	138,508.18	135,500.00
IOZ.AX1 - Ishares Core S&p/asx 200 Etf	2,056.00	56,646.41	83.00	2,507.33				2,139.00	59,153.74	57,966.90
ISO.AX - Ishares S&p/asx Small Ordinaries Etf	5,000.00	26,521.20	42.00	246.54				5,042.00	26,767.74	22,083.96
SFY.AX - Spdr S&p/Asx 50 Fund - Exchange Traded Fund Units Fully Paid	5,393.00	264,760.45	237.00	15,384.62				5,630.00	280,145.07	331,100.30
		367,243.49		156,646.67					523,890.16	574,951.16
		577,222.59		1,435,238.09		(1,233,975.37)	49,570.40		778,485.31	827,057.94

Portfolio holdings report

Holding date:
30/06/2022

Blue Sky Trading S/F

Trading Account - Domestic - Cash funded NT1470249-002							
Description	Code	Quantity	Portfolio(%)	Market Price	Avg. Price	Market Value	Gain/Loss (\$/%)
ANZ GROUP HOLDINGS LIMITED ORDINARY FULLY PAID	ANZ.ASX	✓ 50.0	0.20%	\$22.03	\$15.869	\$1,101.50	\$308.05 (38.82%)
COMMONWEALTH BANK OF AUSTRALIA. ORDINARY FULLY PAID	CBA.ASX	✓ 20.0	0.33%	\$90.38	\$58.9475	\$1,807.60	\$628.65 (53.32%)
CHALLENGER LIMITED ORDINARY FULLY PAID	CGF.ASX	✓ 100.0	0.13%	\$6.84	\$5.7707	\$684.00	\$106.93 (18.53%)
ENDEAVOUR GROUP LIMITED ORDINARY FULLY PAID	EDV.ASX	✓ 3000.0	4.15%	\$7.57	\$6.315	\$22,710.00	\$3,764.85 (19.87%)
INTEGRAL DIAGNOSTICS LIMITED ORDINARY FULLY PAID	IDX.ASX	✓ 5969.0	3.31%	\$3.03	\$3.2507	\$18,086.07	-\$1,317.41 (-6.79%)
WESTPAC BANKING CORPORATION ORDINARY FULLY PAID	WBC.ASX	✓ 50.0	0.18%	\$19.50	\$15.109	\$975.00	\$219.55 (29.06%)
WOOLWORTHS GROUP LIMITED ORDINARY FULLY PAID	WOW.ASX	✓ 1000.0	6.51%	\$35.60	\$37.0396	\$35,600.00	-\$1,439.60 (-3.89%)
CITIGROUP GLOBAL MARKETS AUS PTY LTD Citiwarrants 21.5992 IOZ 09-Dec-25 Instal Mini	IOZJCA.CXA	✓ 5000.0	0.00%	\$0.00	\$7.4259	\$0.00	-\$37,129.68 (-100.00%)
CITIGROUP GLOBAL MARKETS AUS PTY LTD CITIWARRANTS 30.7388 BHP 12-MAR-25 INSTAL MINI	BHPJOP.AXW	✓ 1000.0	2.26%	\$12.38	\$11.575	\$12,380.00	\$805.05 (6.96%)
BETASHARES GLOBAL ENERGY COMPANIES ETF - CURRENCY HEDGED BETASHARES GLOBAL ENERGY CO ETF - CURRENCY HEDGED	FUEL.AXW	✓ 5000.0	5.18%	\$5.66	\$3.8631	\$28,300.00	\$8,984.57 (46.51%)
ISHARES CORE S&P/ASX 200 ETF ISHARES CORE S&P/ASX 200 ETF	IOZ.AXW	✓ 2139.0	10.60%	\$27.10	\$27.699	\$57,966.90	-\$1,281.28 (-2.16%)
ISHARES S&P/ASX SMALL ORDINARIES ETF ISHARES S&P/ASX SMALL ORDINARIES ETF	ISO.AXW	✓ 5042.0	4.04%	\$4.38	\$5.308	\$22,083.96	-\$4,679.15 (-17.48%)
SPDR S&P/ASX 50 FUND SPDR S&P/ASX 50 FUND	SFY.AXW	✓ 5630.0	60.55%	\$58.81	\$49.9518	\$331,100.30	\$49,871.56 (17.73%)
Totals						\$532,795.33	\$18,842.09 (3.67%)

Portfolio holdings report Continued

Trading Account - International (AUD funded) NT1470249-005							
Description	Code	Quantity	Portfolio(%)	Market Price	Avg. Price	Market Value	Gain/Loss (\$/%)
iShares Global Clean Energy ETF Exchange Traded Fund	ICLN.NAS	✓ 500.0	2.57%	\$19.32	\$31.0341	USD \$9,660.00	-\$5,857.05 (-37.75%)
Totals						USD \$9,660.00	-\$5,857.05 (-37.75%)

Instalment Warrants WP
Cutoff 6/30/2022

* Blue cells are input cells

Security	Expiry	Bought	Sold	Units	On purchase date			Purchase entries - Dr/(Cr)			Loan					Interest paid - Dr/(Cr)				
					Loan per share	Underlying price	Asset	Loan	Cash	Div/dist deducted	Per share pre-sale	Per share 30/06/2022	Balance post-dividend	Balance on sale	Balance 30/06/2022	Interest per statement	Additional funding cost	Accrual 30/06/2022		
BHPJOP	3/12/2025	5/10/2022	6/9/2022	1,000	33.8750	45.0200	44,279.95	-33,875.00	-10,404.95	5,377.60	28.7684									
BHPJOP	3/12/2025	6/20/2022		1,000	28.8183	40.2600	40,393.25	-28,818.30	-11,574.95		28.8641									
IOZJCA	12/9/2025	6/28/2022		5,000	20.2757	27.8800	138,508.18	-101,378.50	-37,129.68		20.2821									
RIOJOB	3/12/2025	3/1/2022	6/9/2022	500	74.1588	117.8200	59,021.93	-37,079.40	-21,942.53	429.00	74.3408									
WBCJOC	11/25/2032	5/2/2022	6/3/2022	2,000	17.4575	23.8800	47,909.95	-34,915.00	-12,994.95		17.5384									
							330,113.26	-236,066.20	-94,047.06		5,806.60									
																	1,030.60			

Sch 1

CitiFirst Instalments Tax Statement for year ended 30 June 2022

Registered Holder Name: MR CRAIG ANTHONY SAUNDERS & MRS VANESSA JANE SAUNDERS <BLUE SKY TRADING S/F A/C>
HIN:SRN: X0061255109

Registry Details		Individual Investors		Self-Managed Statement and Composites		National Put Cost		Final Instalment		Underlying Security Price	
ASX Code	Transaction Date	Transaction Type	Number of Units	Prepaid Interest	Interest Rebate	Interest	Interest Rebate	National Put Cost	Final Instalment	Underlying Security Price	
BHPJOP	1 Jul 21	Brought Fwd	0	-	-	-	-	-	\$0.0000	-	
	10 May 22	Purchase	1,000	\$137.30	-	\$137.30	-	-	\$33.8750	\$45.02	
	26 May 22	Dividend	1,000	-	-	-	-	-	\$28.7099	-	
	9 Jun 22	Sale	1,000	-	-	-	-	-	\$28.7684	\$46.24	
	20 Jun 22	Purchase	1,000	\$45.80	-	\$45.80	-	-	\$28.8183	\$40.26	
IOZJCA	1 Jul 21	Brought Fwd	0	-	-	-	-	-	\$0.0000	-	
	26 Jun 22	Purchase	5,000	\$32.00	-	\$32.00	-	-	\$20.2757	\$27.88	
RIOJOB	1 Jul 21	Brought Fwd	0	-	-	-	-	-	\$0.0000	-	
	1 Mar 22	Purchase	500	\$520.00	-	\$520.00	-	-	\$74.1588	\$117.82	
	10 Mar 22	Dividend	500	-	-	-	-	-	\$73.3081	-	
	10 Mar 22	Dividend	500	-	-	-	-	-	\$73.3031	-	
	9 Jun 22	Sale	500	-	-	-	-	-	\$74.3408	\$117.47	
WBCJOC	1 Jul 21	Brought Fwd	0	-	-	-	-	-	\$0.0000	-	
	2 May 22	Purchase	2,000	\$161.80	-	\$161.80	-	-	\$17.4575	\$23.88	
	19 May 22	Dividend	2,000	-	-	-	-	-	\$17.5003	-	
	3 Jun 22	Sale	2,000	-	-	-	-	-	\$17.5384	\$24.00	
Grand Total Deductions				\$896.90		\$896.90					
Grand Total Income											

Sch 2

Warrant Prices and Completion Payments as at

Instalment ASX Code	Closing Price as at 30 June 2022	Completion Payment as at 30 June 2022
BHPJOP	\$12.38	\$28.8641
IOZJCA	\$6.81	\$20.2821
RIOJOB	\$28.11	\$74.5882
WBCJOC	N/A	N/A

RIOJOB: Actual balance is nil as per Sch1 (waiting for portfolio holdings report)

Sch 3

Dividend Payment

This statement represents a dividend payment on your Citigroup Global Markets Pty Limited warrant.

Details of this dividend payment are listed below.

Warrant Code	Payment Rate	Warrant Holding	Franked Amount	Unfranked Amount	Gross Payment
BHPJOP	\$5.3776	1,000	\$5,377.60	\$0.00	\$5,377.60
					*Net Payment
					\$5,377.60
					Net Cash Payment
					\$0.00
					Franking Credit
					\$2,304.69

Note: You should retain this statement to assist you in preparing your tax return.

Important Notice
Dividend Payment

This statement represents a dividend payment on your Citigroup Global Markets Pty Limited warrant.

Details of this dividend payment are listed below.

Warrant Code	Payment Rate	Warrant Holding	Franked Amount	Unfranked Amount	Gross Payment
RIOJOB	\$0.858	500	\$429.00	\$0.00	\$429.00
					*Net Payment
					\$429.00
					Net Cash Payment
					\$0.00
					Franking Credit
					\$182.86

Note: You should retain this statement to assist you in preparing your tax return.

Important Notice

*Your net payment has been applied to reduce the Completion Payment. The reduction in the Completion Payment is effective from the ex-dividend date. For further information, please refer to the relevant Product Disclosure Statement, which can be found on our website, www.citifirst.com.au.



6 September 2022

000153
000



MR CRAIG ANTHONY
SAUNDERS & MRS VANESSA
JANE SAUNDERS <BLUE SKY
TRADING S/F A/C>
9 KNIGHT STREET
ERSKINEVILLE NSW 2043

Dear Investor,

Citigroup Global Markets Australia Pty Ltd (ABN 64 003 114 832, AFSL 240992) (CitiFirst) are pleased to provide you with an indicative tax statement for the financial year ending 30 June 2022. CitiFirst has provided this for assistance in completion of your taxation return.

The statement will show all of your transactions on your CitiFirst Warrants holding(s) for the 2021 / 2022 financial year and outlines potential deductions of prepaid interest as well as information for any potential Capital Gain / Loss calculations.

In an effort to increase convenience to investors CitiFirst has created an electronic version of your Tax Statement. It will be accessible by following these steps

- Go to www.investorcentre.com
- Access a Single Holding
- You will also require your HIN/SRN and Postcode/Country of residence
- The company code is the ASX Code of any Instalment you hold

To allow future statements to be only provided electronically please ensure you have your email address lodged with the Computershare Investor Centre in the section entitled 'Update My Details'.

For additional information regarding 30 June 2022 valuations or if you would like a copy of the relevant Product Disclosure Statement you can visit our website, www.citifirst.com.au. If you would like any further information or wish to discuss this statement, please do not hesitate to contact CitiFirst on 1300 30 70 70 or email us at citifirst.warrants@citi.com.

Thank you for using CitiFirst Warrants and we look forward to being of service to you in the future.

Yours Sincerely

Brendan Wills
Head of Warrants Australia
Citigroup Global Markets Australia Pty Limited

CitiFirst Instalments Tax Statement for year ended 30 June 2022

Registered Holder Name: MR CRAIG ANTHONY SAUNDERS & MRS VANESSA JANE SAUNDERS <BLUE SKY TRADING S/F A/C>
 HIN/SRN: X0061255109

Registry Details				Individual Investors		Self-Managed Superannuation Funds and Companies				
ASX Code	Transaction Date ²	Transaction Type	Number of Units	Prepaid Interest ⁴	Interest Rebate ¹⁰	Interest ⁹	Interest Rebate ¹⁰	Notional Put Cost ⁵	Final Instalment ¹¹	Underlying Security Price
BHPJOP	1 Jul 21	Brought Fwd	0	-	-	-	-	-	\$0.0000	-
	10 May 22	Purchase	1,000	\$137.30	-	\$137.30	-	-	\$33.8750	\$45.02
	26 May 22	Dividend	1,000	-	-	-	-	-	\$28.7099	-
	9 Jun 22	Sale	1,000	-	-	-	-	-	\$28.7684	\$46.24
	20 Jun 22	Purchase	1,000	\$45.80	-	\$45.80	-	-	\$28.8183	\$40.26
IOZJCA	1 Jul 21	Brought Fwd	0	-	-	-	-	-	\$0.0000	-
	28 Jun 22	Purchase	5,000	\$32.00	-	\$32.00	-	-	\$20.2757	\$27.88
RIOJOB	1 Jul 21	Brought Fwd	0	-	-	-	-	-	\$0.0000	-
	1 Mar 22	Purchase	500	\$520.00	-	\$520.00	-	-	\$74.1588	\$117.82
	10 Mar 22	Dividend	500	-	-	-	-	-	\$73.3931	-
	10 Mar 22	Dividend	500	-	-	-	-	-	\$73.3931	-
	9 Jun 22	Sale	500	-	-	-	-	-	\$74.3408	\$117.47
WBCJOC	1 Jul 21	Brought Fwd	0	-	-	-	-	-	\$0.0000	-
	2 May 22	Purchase	2,000	\$161.80	-	\$161.80	-	-	\$17.4575	\$23.88
	19 May 22	Dividend	2,000	-	-	-	-	-	\$17.5003	-
	3 Jun 22	Sale	2,000	-	-	-	-	-	\$17.5384	\$24.00
Grand Total Deductions				\$896.90		\$896.90				
Grand Total Income					-		-			

IMPORTANT

This statement is necessarily general in nature and does not take into account the specific taxation circumstances of each Holder. Holders should not rely on this statement and should obtain specific taxation advice referable to their own circumstances prior to making any investment decision.

Notes to the Tax Statement

1. The transactions shown within the tax statement are from CitiFirst registry provider Computershare Investor Services Pty Limited.
2. Dates have been changed to assume that T+2 settlement occurred, this includes periods of deferred settlement where the transaction date will be appear 2 trading days prior to the deferred settlement date.
3. This Statement is intended only as a general summary of some of the taxation consequences arising for Holders who are Australian resident taxpayers including individuals, companies and complying superannuation funds who hold Citi Instalments on capital account (ie not on revenue account or as trading stock) for tax purposes.
4. Please refer to the tax considerations set out in the PDS for further information regarding the deductibility of interest, including (where applicable) the pre-payment rules for pre-paid interest for individuals and small business entities.
5.
 - a. Under the capital protected borrowing provisions, where the Citi Instalments were acquired on or after 1 July 2007, an Interest Amount will generally not be deductible to the above investors to the extent that, broadly, it exceeds the amount arrived at by applying the relevant benchmark interest rate (see below) prevailing at the time the Interest Amount is drawn down. As indicated in the Citi Instalments PDS, any (non-deductible) excess has been re-characterised in your statement as part of the cost base of a notional put option.
 - b. Where warrants have been sold. Holders may receive an Interest Rebate (see note 10 below). Part of this has been re-characterised in your statement as a recoupment of part of the cost base of the notional put option. Thus Holder's CGT loss on expiry of the Notional Put Option should include this amount.
6. The relevant benchmark interest rate is the Reserve Bank of Australia's Indicator Lending Rate for Standard Variable Housing Loans - Investor at the time the interest was paid increased by 1.00% pa.
7. See www.rba.gov.au/statistics/tables/xls/f05hist.xls to access these benchmarks.
8. The capital protected borrowing provisions are relatively new law and there are technical difficulties in their application. Investors should seek advice from their personal tax adviser.
9. Interest for Self Managed Superannuation Funds and Companies: Interest deductions will generally be spread across tax years by reference to the number of days to which the interest is referable.
10. Interest Rebate (Early Repayment Fee): This is the amount that is effectively refundable to the Holder to compensate them for interest that the Holder has prepaid in relation to the unexpired period of the Loan. If a Holder exercises Citi Instalments prior to the Maturity Date the amount of the Early Repayment Fee will be included in the cost base for the Holder's beneficial interest in the Underlying Shares. It excludes the amount re-characterised as a recoupment of part of the excess interest re-characterised as the cost base of a notional put option.
11. This is also known as the Loan amount.
12. The cost base of the underlying security should be calculated as per the relevant PDS.
13. Taxation of Dividends and Distributions on the Underlying Parcel may also be reportable on your Taxation Return, please refer to the advice relevant to these.

Dividend and Distribution Summary for year ended 30 June 2022

ASX Code	Number of Units	Payment Date	Cash Dividend	Cash Distribution#	Franking Percentage	Franking Credit	Income Type
BHPJOP	1,000	1/06/2022	\$5,377.60	-	100.00%	\$2,304.69	Dividend
IOZJCA	5,000	13/07/2022	-	\$3,067.86	0.00%	\$0.00	Distribution
RIOJOB	500	21/04/2022	\$2,885.20	-	100.00%	\$1,236.51	Dividend
RIOJOB	500	21/04/2022	\$429.00	-	100.00%	\$183.86	Dividend
WBCJOC	2,000	24/06/2022	\$1,220.00	-	100.00%	\$522.86	Dividend
		Total	\$9,911.80	\$3,067.86		\$4,247.92	

Cash Dividends and Cash Distributions in relation to Self Funding Instalments have been applied to reduce the Loan Amount in relation to the corresponding series and not paid in cash to holders.

#Note: Distributions received from trusts or stapled securities may be tax deferred and not assessable and can include capital gains, franked dividends and foreign tax credits. A distribution statement will be provided to you at a later date.

Warrant Prices and Completion Payments as at 30 June 2022

Instalment ASX Code	Closing Price as at 30 June 2022	Completion Payment as at 30 June 2022
BHPJOP	\$12.38	\$28.8641
IOZJCA	\$6.81	\$20.2821
RIOJOB	\$28.11	\$74.5882
WBCJOC	N/A	N/A

77700 - Shares in Listed Companies (Overseas)

2022 Financial Year

Preparer Desiree Yutuc

Reviewer Steven Lee

Status Completed

Account Code	Description	CY Units	CY Balance	LY Units	LY Balance	Change
ICLN.NDQ	BlackRock Institutional Trust Company N.A. - iShares Global Clean Energy ETF	500.000000	\$13,826.40	500.000000	\$15,602.55	(11.38)%
TOTAL		CY Units	CY Balance	LY Units	LY Balance	
		500.000000	\$13,826.40	500.000000	\$15,602.55	

Supporting Documents

- Investment Movement Report [Report](#)

Standard Checklist

- Attach copies of Statements and Source Documentation
- Attach Investment Movement Report
- Ensure all Investments are valued at June 30 in Australian Dollars
- Ensure the investment is in accordance with the Fund's investment strategy
- Ensure the investment is in accordance with the SIS Act

Blue Sky Trading Super Fund

Investment Movement Report

As at 30 June 2022

Investment	Opening Balance		Additions		Disposals			Closing Balance		
	Units	Cost	Units	Cost	Units	Cost	Accounting Profit/(Loss)	Units	Cost	Market Value
Bank Accounts										
NAB Cash Account 301528327		18,945.93		582,167.96		(599,407.98)			1,705.91	1,705.91
NAB High Interest Account 1470249-004		56,551.65		313,142.01		(255,333.36)			114,360.30	114,360.30
		75,497.58		895,309.97		(854,741.34)			116,066.21	116,066.21
Shares in Listed Companies (Australian)										
AKE.AX - Allkem Limited			3,000.00	19,515.60	(3,000.00)	(19,515.60)	14,806.92		0.00	
AWC.AX - Alumina Limited			10,000.00	17,114.95	(10,000.00)	(17,114.95)	(279.06)		0.00	
ANZ.AX - Australia And New Zealand Banking Group Limited	50.00	793.45						50.00	793.45	1,101.50
BHP.AX1 - BHPJOP			2,000.00	84,673.20	(1,000.00)	(44,279.95)	3,183.48	1,000.00	40,393.25	41,250.00
BLD.AX - Boral Limited.	3,000.00	14,954.95			(3,000.00)	(14,954.95)	7,182.33		0.00	
CGF.AX - Challenger Limited			4,000.00	23,082.74	(3,900.00)	(22,505.67)	(644.17)	100.00	577.07	684.00
XJOKOV.AX1 - Citigroup Global Markets Aus Pty Ltd			3,000.00	25,340.25	(3,000.00)	(25,340.25)	30,574.06		0.00	
CBA.AXW - Commonwealth Bank Of Australia.	20.00	1,178.95						20.00	1,178.95	1,807.60
XJOKCY.AX - CREDIT SUISSE INVESTMENT SERVICES (AUSTRALIA) LIMITED										

Blue Sky Trading Super Fund

Investment Movement Report

As at 30 June 2022

Investment	Opening Balance		Additions		Disposals			Closing Balance		
	Units	Cost	Units	Cost	Units	Cost	Accounting Profit/(Loss)	Units	Cost	Market Value
	1,000.00	15,864.95	2,000.00	25,489.90	(3,000.00)	(41,354.85)	(27,839.80)		0.00	
EDV.AX - Endeavour Group Limited	3,000.00	18,945.15						3,000.00	18,945.15	22,710.00
IHL.AX - Incannex Healthcare Limited	70,000.00	4,280.47			(70,000.00)	(4,280.46)	26,885.39		0.01	
IDX.AX - Integral Diagnostics Limited	5,000.00	15,223.62	969.00	3,333.36				5,969.00	18,556.98	18,086.07
ORE.AX - Orocobre Limited	3,000.00	19,515.60			(3,000.00)	(19,515.60)			0.00	
RIO.AX1 - RIOJOB			500.00	59,021.93	(500.00)	(59,021.93)	630.47		0.00	
TOP.AX - Thorney Opportunities Ltd - Ordinary Fully Paid	30,000.00	16,664.95			(30,000.00)	(16,664.95)	(169.90)		0.00	
WBC.AX13 - WBCJOC			2,000.00	47,909.95	(2,000.00)	(47,909.95)	151.90		0.00	
WSA.AX - Western Areas Limited			5,000.00	15,714.95	(5,000.00)	(15,714.95)	1,870.10		0.00	
WBC.AX - Westpac Banking Corporation	50.00	755.45						50.00	755.45	975.00
WOW.AX - Woolworths Group Limited			1,000.00	37,039.60				1,000.00	37,039.60	35,600.00
ZLD.AX - Zelda Therapeutics Limited	100,000.00	6,014.95			(100,000.00)	(6,014.95)	(2,229.90)		0.00	
Z1P.AX - Zip Co Limited.										

Blue Sky Trading Super Fund

Investment Movement Report

As at 30 June 2022

Investment	Opening Balance		Additions		Disposals			Closing Balance		Market Value
	Units	Cost	Units	Cost	Units	Cost	Accounting Profit/(Loss)	Units	Cost	
			3,500.00	25,045.02	(3,500.00)	(25,045.02)	(4,551.42)		0.00	
		114,192.49		383,281.45		(379,234.03)	49,570.40		118,239.91	122,214.17
Shares in Listed Companies (Overseas)										
ICLN.NDQ - BlackRock Institutional Trust Company N.A. - iShares Global Clean Energy ETF	500.00	20,289.03						500.00	20,289.03	13,826.40
		20,289.03							20,289.03	13,826.40
Units in Listed Unit Trusts (Australian)										
FUEL.AX - Betashares Global Energy Companies Etf - Currency Hedged	5,000.00	19,315.43						5,000.00	19,315.43	28,300.00
IOZ.AX4 - IOZJCA			5,000.00	138,508.18				5,000.00	138,508.18	135,500.00
IOZ.AX1 - Ishares Core S&p/asx 200 Etf	2,056.00	56,646.41	83.00	2,507.33				2,139.00	59,153.74	57,966.90
ISO.AX - Ishares S&p/asx Small Ordinaries Etf	5,000.00	26,521.20	42.00	246.54				5,042.00	26,767.74	22,083.96
SFY.AX - Spdr S&p/Asx 50 Fund - Exchange Traded Fund Units Fully Paid	5,393.00	264,760.45	237.00	15,384.62				5,630.00	280,145.07	331,100.30
		367,243.49		156,646.67					523,890.16	574,951.16
		577,222.59		1,435,238.09		(1,233,975.37)	49,570.40		778,485.31	827,057.94

78200 - Units in Listed Unit Trusts (Australian)

2022 Financial Year

Preparer Desiree Yutuc

Reviewer Steven Lee

Status Completed

Account Code	Description	CY Units	CY Balance	LY Units	LY Balance	Change
FUEL.AX	Betashares Global Energy Companies Etf - Currency Hedged	5000.000000	\$28,300.00	5000.000000	\$23,000.00	23.04%
IOZ.AX1	Ishares Core S&p /asx 200 Etf	2139.000000	\$57,966.90	2056.000000	\$62,008.96	(6.52)%
IOZ.AX4	IOZJCA	5000.000000	\$135,500.00			100%
ISO.AX	Ishares S&p/asx Small Ordinaries Etf	5042.000000	\$22,083.96	5000.000000	\$29,200.00	(24.37)%
SFY.AX	Spdr S&p/Asx 50 Fund - Exchange Traded Fund Units Fully Paid	5630.000000	\$331,100.30	5393.000000	\$352,378.62	(6.04)%
TOTAL		CY Units	CY Balance	LY Units	LY Balance	
		22811.000000	\$574,951.16	17449.000000	\$466,587.58	

Supporting Documents

- Investment Movement Report [Report](#)

Standard Checklist

- Attach copies of Statements and Source Documentation
- Attach Investment Movement Report
- Ensure all Investments are valued correctly at June 30
- Ensure the investment is in accordance with the Fund's investment strategy
- Ensure the investment is in accordance with the SIS Act

Blue Sky Trading Super Fund

Investment Movement Report

As at 30 June 2022

Investment	Opening Balance		Additions		Disposals			Closing Balance		
	Units	Cost	Units	Cost	Units	Cost	Accounting Profit/(Loss)	Units	Cost	Market Value
Bank Accounts										
NAB Cash Account 301528327		18,945.93		582,167.96		(599,407.98)			1,705.91	1,705.91
NAB High Interest Account 1470249-004		56,551.65		313,142.01		(255,333.36)			114,360.30	114,360.30
		75,497.58		895,309.97		(854,741.34)			116,066.21	116,066.21
Shares in Listed Companies (Australian)										
AKE.AX - Allkem Limited			3,000.00	19,515.60	(3,000.00)	(19,515.60)	14,806.92		0.00	
AWC.AX - Alumina Limited			10,000.00	17,114.95	(10,000.00)	(17,114.95)	(279.06)		0.00	
ANZ.AX - Australia And New Zealand Banking Group Limited	50.00	793.45						50.00	793.45	1,101.50
BHP.AX1 - BHPJOP			2,000.00	84,673.20	(1,000.00)	(44,279.95)	3,183.48	1,000.00	40,393.25	41,250.00
BLD.AX - Boral Limited.	3,000.00	14,954.95			(3,000.00)	(14,954.95)	7,182.33		0.00	
CGF.AX - Challenger Limited			4,000.00	23,082.74	(3,900.00)	(22,505.67)	(644.17)	100.00	577.07	684.00
XJOKOV.AX1 - Citigroup Global Markets Aus Pty Ltd			3,000.00	25,340.25	(3,000.00)	(25,340.25)	30,574.06		0.00	
CBA.AXW - Commonwealth Bank Of Australia.	20.00	1,178.95						20.00	1,178.95	1,807.60
XJOKCY.AX - CREDIT SUISSE INVESTMENT SERVICES (AUSTRALIA) LIMITED										

Blue Sky Trading Super Fund

Investment Movement Report

As at 30 June 2022

Investment	Opening Balance		Additions		Disposals			Closing Balance		
	Units	Cost	Units	Cost	Units	Cost	Accounting Profit/(Loss)	Units	Cost	Market Value
	1,000.00	15,864.95	2,000.00	25,489.90	(3,000.00)	(41,354.85)	(27,839.80)		0.00	
EDV.AX - Endeavour Group Limited	3,000.00	18,945.15						3,000.00	18,945.15	22,710.00
IHL.AX - Incannex Healthcare Limited	70,000.00	4,280.47			(70,000.00)	(4,280.46)	26,885.39		0.01	
IDX.AX - Integral Diagnostics Limited	5,000.00	15,223.62	969.00	3,333.36				5,969.00	18,556.98	18,086.07
ORE.AX - Orocobre Limited	3,000.00	19,515.60			(3,000.00)	(19,515.60)			0.00	
RIO.AX1 - RIOJOB			500.00	59,021.93	(500.00)	(59,021.93)	630.47		0.00	
TOP.AX - Thorney Opportunities Ltd - Ordinary Fully Paid	30,000.00	16,664.95			(30,000.00)	(16,664.95)	(169.90)		0.00	
WBC.AX13 - WBCJOC			2,000.00	47,909.95	(2,000.00)	(47,909.95)	151.90		0.00	
WSA.AX - Western Areas Limited			5,000.00	15,714.95	(5,000.00)	(15,714.95)	1,870.10		0.00	
WBC.AX - Westpac Banking Corporation	50.00	755.45						50.00	755.45	975.00
WOW.AX - Woolworths Group Limited			1,000.00	37,039.60				1,000.00	37,039.60	35,600.00
ZLD.AX - Zelda Therapeutics Limited	100,000.00	6,014.95			(100,000.00)	(6,014.95)	(2,229.90)		0.00	
Z1P.AX - Zip Co Limited.										

Blue Sky Trading Super Fund

Investment Movement Report

As at 30 June 2022

Investment	Opening Balance		Additions		Disposals			Closing Balance		Market Value
	Units	Cost	Units	Cost	Units	Cost	Accounting Profit/(Loss)	Units	Cost	
			3,500.00	25,045.02	(3,500.00)	(25,045.02)	(4,551.42)		0.00	
		114,192.49		383,281.45		(379,234.03)	49,570.40		118,239.91	122,214.17
Shares in Listed Companies (Overseas)										
ICLN.NDQ - BlackRock Institutional Trust Company N.A. - iShares Global Clean Energy ETF	500.00	20,289.03						500.00	20,289.03	13,826.40
		20,289.03							20,289.03	13,826.40
Units in Listed Unit Trusts (Australian)										
FUEL.AX - Betashares Global Energy Companies Etf - Currency Hedged	5,000.00	19,315.43						5,000.00	19,315.43	28,300.00
IOZ.AX4 - IOZJCA			5,000.00	138,508.18				5,000.00	138,508.18	135,500.00
IOZ.AX1 - Ishares Core S&p/asx 200 Etf	2,056.00	56,646.41	83.00	2,507.33				2,139.00	59,153.74	57,966.90
ISO.AX - Ishares S&p/asx Small Ordinaries Etf	5,000.00	26,521.20	42.00	246.54				5,042.00	26,767.74	22,083.96
SFY.AX - Spdr S&p/Asx 50 Fund - Exchange Traded Fund Units Fully Paid	5,393.00	264,760.45	237.00	15,384.62				5,630.00	280,145.07	331,100.30
		367,243.49		156,646.67					523,890.16	574,951.16
		577,222.59		1,435,238.09		(1,233,975.37)	49,570.40		778,485.31	827,057.94

80611 - Instalment Warrant Loans

2022 Financial Year

Preparer Desiree Yutuc

Reviewer Steven Lee

Status Completed

Account Code	Description	CY Balance	LY Balance	Change
BHPJOP	BHPJOP	(\$28,864.10)		100%
IOZJCA	IOZJCA	(\$101,410.50)		100%
RIOJOB	RIOJOB			0%
WBCJOC	WBCJOC			0%
TOTAL		CY Balance	LY Balance	
		(\$130,274.60)		

Supporting Documents

◦ General Ledger [Report](#)

Standard Checklist

Attach all source documentation and confirmations of Liability

Blue Sky Trading Super Fund

General Ledger

As at 30 June 2022

Transaction Date	Description	Units	Debit	Credit	Balance \$
Instalment Warrant Loans (80611)					
<u>BHPJOP (BHPJOP)</u>					
12/05/2022	BUY BHPJOP.ASX 1000 AUD 10.39 111310292 NT1470249-002			33,875.00	33,875.00 CR
26/05/2022			5,377.60		28,497.40 CR
14/06/2022	SELL BHPJOP.ASX 1000 AUD 18.71 112967961 NT1470249-002		28,497.40		0.00 DR
22/06/2022	BUY BHPJOP.ASX 1000 AUD 11.56 113630727 NT1470249-002			28,818.30	28,818.30 CR
30/06/2022				45.80	28,864.10 CR
			33,875.00	62,739.10	28,864.10 CR
<u>IOZJCA (IOZJCA)</u>					
30/06/2022	BUY IOZJCA.CXA 5000 AUD 7.42 114071175 NT1470249-002			101,378.50	101,378.50 CR
30/06/2022				32.00	101,410.50 CR
				101,410.50	101,410.50 CR
<u>RIOJOB (RIOJOB)</u>					
03/03/2022	BUY RIOJOB.ASX 500 AUD 43.85 107267535 NT1470249-002			37,079.40	37,079.40 CR
10/03/2022			429.00		36,650.40 CR
14/06/2022	SELL RIOJOB.ASX 500 AUD 45 112968267 NT1470249-002		36,650.40		0.00 DR
			37,079.40	37,079.40	0.00 DR
<u>WBCJOC (WBCJOC)</u>					
04/05/2022	BUY WBCJOC.ASX 2000 AUD 6.49 110801690 NT1470249-002			34,915.00	34,915.00 CR
07/06/2022	SELL WBCJOC.ASX 2000 AUD 6.5 112716161 NT1470249-002		34,915.00		0.00 DR
			34,915.00	34,915.00	0.00 DR
Total Debits:			105,869.40		
Total Credits:				236,144.00	

85000 - Income Tax Payable/Refundable

2022 Financial Year

Preparer Desiree Yutuc

Reviewer Steven Lee

Status Completed

Account Code	Description	CY Balance	LY Balance	Change
85000	Income Tax Payable/Refundable	\$7,714.58	\$1,963.56	292.89%
TOTAL		CY Balance	LY Balance	
		\$7,714.58	\$1,963.56	

Supporting Documents

- Non Deductible Expense Reconciliation [Report](#)
- Exempt Pension Reconciliation [Report](#)
- Statement of Taxable Income [Report](#)
- Tax Reconciliation Report [Report](#)
- ATO_Income Tax.pdf

Standard Checklist

- Attach Actuarial Certificate (if applicable)
- Attach any other Tax reconciliations
- Attach copy of Exempt Pension Reconciliation (if applicable)
- Attach copy of Non Deductible Expense Reconciliation (if applicable)
- Attach copy of Statement of Taxable Income
- Attach copy of Tax Reconciliation Report
- Confirm Transactions in ATO Portal

Blue Sky Trading Super Fund

Statement of Taxable Income

For the year ended 30 June 2022

	2022
	\$
Benefits accrued as a result of operations	25,900.56
Less	
Realised Accounting Capital Gains	49,570.40
Accounting Trust Distributions	27,700.03
	<u>77,270.43</u>
Add	
Decrease in MV of investments	62,057.89
Franking Credits	16,071.81
Foreign Credits	47.77
Net Capital Gains	12,826.00
Taxable Trust Distributions	25,610.14
Distributed Foreign income	399.60
	<u>117,013.21</u>
SMSF Annual Return Rounding	(3.34)
	<u>65,640.00</u>
Taxable Income or Loss	<u>65,640.00</u>
Income Tax on Taxable Income or Loss	9,846.00
Less	
Franking Credits	16,071.81
Foreign Credits	47.77
	<u>(6,273.58)</u>
TAX PAYABLE	<u>(6,273.58)</u>
Less	
TFN Credits	1,441.00
	<u>(7,714.58)</u>
CURRENT TAX OR REFUND	<u>(7,714.58)</u>
Supervisory Levy	259.00
	<u>(7,455.58)</u>
AMOUNT DUE OR REFUNDABLE	<u>(7,455.58)</u>



Australian Government
Australian Taxation Office

Agent SUPERHELP AUSTRALIA PTY LTD
Client THE TRUSTEE FOR BLUE SKY
 TRADING SUPER FUND
ABN 15 176 797 610
TFN 940 434 899

Income tax 551

Date generated	27 April 2023
Overdue	\$0.00
Not yet due	\$0.00
Balance	\$0.00

Transactions

4 results found - from **27 April 2021** to **27 April 2023** sorted by **processed date** ordered **newest to oldest**

Processed date	Effective date	Description	Debit (DR)	Credit (CR)	Balance
27 Jun 2022	30 Jun 2022	EFT refund for Income Tax for the period from 01 Jul 20 to 30 Jun 21	\$1,704.56		\$0.00
27 Jun 2022	14 Jun 2022	Tax return Self Man Superfund - Income Tax for the period from 01 Jul 20 to 30 Jun 21		\$1,704.56	\$1,704.56 CR
8 Jun 2021	11 Jun 2021	EFT refund for Income Tax for the period from 01 Jul 19 to 30 Jun 20	\$2,393.32		\$0.00
8 Jun 2021	8 Jun 2021	Tax return Self Man Superfund - Income Tax for the period from 01 Jul 19 to 30 Jun 20		\$2,393.32	\$2,393.32 CR

Blue Sky Trading Super Fund

Exempt Current Pension Income Reconciliation

For The Period 01 July 2021 - 30 June 2022

	Date	Account Code	Account Description	Taxable Amount	Actuary/Pool %	Exempt Amount
Label A						
Final calculations 01 July 2021 - 30 June 2022			Net Capital Gains	12,825.87	0.00 %	0.00
Segment - 01 July 2021 to 30 June 2022						
Label C						
	30/07/2021	25000/NAB1470249004	NAB High Interest Account 1470249-004	20.41		
	30/07/2021	25000/NAB301528327	NAB Cash Account 301528327	0.39		
	31/08/2021	25000/NAB301528327	NAB Cash Account 301528327	0.06		
	31/08/2021	25000/NAB1470249004	NAB High Interest Account 1470249-004	4.03		
	30/09/2021	25000/NAB1470249004	NAB High Interest Account 1470249-004	1.14		
	29/10/2021	25000/NAB1470249004	NAB High Interest Account 1470249-004	3.19		
	30/11/2021	25000/NAB301528327	NAB Cash Account 301528327	0.15		
	30/11/2021	25000/NAB1470249004	NAB High Interest Account 1470249-004	5.13		
	31/12/2021	25000/NAB1470249004	NAB High Interest Account 1470249-004	9.29		
	31/12/2021	25000/NAB301528327	NAB Cash Account 301528327	0.13		
	31/01/2022	25000/NAB301528327	NAB Cash Account 301528327	0.03		
	31/01/2022	25000/NAB1470249004	NAB High Interest Account 1470249-004	5.63		
	28/02/2022	25000/NAB1470249004	NAB High Interest Account 1470249-004	11.60		
	28/02/2022	25000/NAB301528327	NAB Cash Account 301528327	0.09		
	31/03/2022	25000/NAB301528327	NAB Cash Account 301528327	0.06		
	31/03/2022	25000/NAB1470249004	NAB High Interest Account 1470249-004	8.07		
	29/04/2022	25000/NAB1470249004	NAB High Interest Account 1470249-004	8.57		
	29/04/2022	25000/NAB301528327	NAB Cash Account 301528327	0.08		
	31/05/2022	25000/NAB301528327	NAB Cash Account 301528327	0.06		

Blue Sky Trading Super Fund**Exempt Current Pension Income Reconciliation**

For The Period 01 July 2021 - 30 June 2022

	Date	Account Code	Account Description	Taxable Amount	Actuary/Pool %	Exempt Amount
Label C						
	31/05/2022	25000/NAB1470249004	NAB High Interest Account 1470249-004	2.35		
	30/06/2022	25000/NAB301528327	NAB Cash Account 301528327	0.60		
	30/06/2022	25000/NAB1470249004	NAB High Interest Account 1470249-004	57.60		
			Total	138.66	0.000 %	0.00
Label D1						
	22/12/2021	23900/ICLN.NDQ	BlackRock Institutional Trust Company N.A.	79.89		
	10/01/2022	23900/ICLN.NDQ	BlackRock Institutional Trust Company N.A.	8.50		
	21/06/2022	23900/ICLN.NDQ	BlackRock Institutional Trust Company N.A.	99.07		
	30/06/2022	23800/ISO.AX	Ishares S&p/asx Small Ordinaries Etf	59.14		
	30/06/2022	23800/IOZ.AX1	Ishares Core S&p/asx 200 Etf	57.24		
	30/06/2022	23800/FUEL.AX	Betashares Global Energy Companies Etf -	6.52		
	30/06/2022	23800/SFY.AX	Spdr S&p/Asx 50 Fund - Exchange Traded	271.08		
	30/06/2022	23800/IOZ.AX4	IOZJCA	25.26		
			Total	606.70	0.000 %	0.00
Label K						
	01/07/2021	23900/ANZ.AX	Australia And New Zealand Banking Group	35.00		
	15/09/2021	23900/AWC.AX	Alumina Limited	464.83		
	22/09/2021	23900/CGF.AX	Challenger Limited	420.00		
	22/09/2021	23900/EDV.AX	Endeavour Group Limited	210.00		
	29/09/2021	23900/CBA.AXW	Commonwealth Bank Of Australia.	40.00		
	06/10/2021	23900/IDX.AX	Integral Diagnostics Limited	350.00		
	16/12/2021	23900/ANZ.AX	Australia And New Zealand Banking Group	36.00		

Blue Sky Trading Super Fund

Exempt Current Pension Income Reconciliation

For The Period 01 July 2021 - 30 June 2022

	Date	Account Code	Account Description	Taxable Amount	Actuary/Pool %	Exempt Amount
Label K						
	21/12/2021	23900/WBC.AX	Westpac Banking Corporation	30.00		
	10/03/2022	23900/RIO.AX1	RIOJOB	429.00		
	17/03/2022	23900/AWC.AX	Alumina Limited	390.00		
	22/03/2022	23900/CGF.AX	Challenger Limited	11.50		
	28/03/2022	23900/EDV.AX	Endeavour Group Limited	375.00		
	30/03/2022	23900/CBA.AXW	Commonwealth Bank Of Australia.	35.00		
	04/04/2022	23900/IDX.AX	Integral Diagnostics Limited	200.00		
	13/04/2022	23900/WOW.AX	Woolworths Group Limited	390.00		
	22/04/2022	23900/RIO.AX1	RIOJOB	2,885.20		
	26/05/2022	23900/BHP.AX1	BHPJOP	5,377.60		
	24/06/2022	23900/WBC.AX	Westpac Banking Corporation	30.50		
	24/06/2022	23900/WBC.AX13	WBCJOC	1,220.00		
			Total	12,929.63	0.000 %	0.00
Label L						
	01/07/2021	23900/ANZ.AX	Australia And New Zealand Banking Group	15.00		
	15/09/2021	23900/AWC.AX	Alumina Limited	199.21		
	22/09/2021	23900/CGF.AX	Challenger Limited	180.00		
	22/09/2021	23900/EDV.AX	Endeavour Group Limited	90.00		
	29/09/2021	23900/CBA.AXW	Commonwealth Bank Of Australia.	17.14		
	06/10/2021	23900/IDX.AX	Integral Diagnostics Limited	150.00		
	16/12/2021	23900/ANZ.AX	Australia And New Zealand Banking Group	15.43		
	21/12/2021	23900/WBC.AX	Westpac Banking Corporation	12.86		

Blue Sky Trading Super Fund

Exempt Current Pension Income Reconciliation

For The Period 01 July 2021 - 30 June 2022

	Date	Account Code	Account Description	Taxable Amount	Actuary/Pool %	Exempt Amount
Label L						
	10/03/2022	23900/RIO.AX1	RIOJOB	183.86		
	17/03/2022	23900/AWC.AX	Alumina Limited	167.14		
	22/03/2022	23900/CGF.AX	Challenger Limited	4.93		
	28/03/2022	23900/EDV.AX	Endeavour Group Limited	160.71		
	30/03/2022	23900/CBA.AXW	Commonwealth Bank Of Australia.	15.00		
	04/04/2022	23900/IDX.AX	Integral Diagnostics Limited	85.71		
	13/04/2022	23900/WOW.AX	Woolworths Group Limited	167.14		
	22/04/2022	23900/RIO.AX1	RIOJOB	1,236.51		
	26/05/2022	23900/BHP.AX1	BHPJOP	2,304.69		
	24/06/2022	23900/WBC.AX	Westpac Banking Corporation	13.07		
	24/06/2022	23900/WBC.AX13	WBCJOC	522.86		
			Total	5,541.26	0.000 %	0.00
Label M						
	30/06/2022	23800/ISO.AX	Ishares S&p/asx Small Ordinaries Etf	607.65		
	30/06/2022	23800/IOZ.AX1	Ishares Core S&p/asx 200 Etf	4,213.31		
	30/06/2022	23800/SFY.AX	Spdr S&p/Asx 50 Fund - Exchange Traded	27,893.90		
	30/06/2022	23800/IOZ.AX4	IOZJCA	3,425.83		
			Total	36,140.69	0.000 %	0.00
					Total Segment ECPI *	0.00

Blue Sky Trading Super Fund

Exempt Current Pension Income Reconciliation

For The Period 01 July 2021 - 30 June 2022

Date	Account Code	Account Description	Taxable Amount	Actuary/Pool %	Exempt Amount
				SMSF Annual Return Rounding	0.00
				Total ECPI	0.00

* Total Segment ECPI does not include ECPI amounts from Label A. The total ECPI from Label A is shown separately at the start of the report.

Blue Sky Trading Super Fund

Tax Reconciliation Report

For the year ended 30 June 2022

Tax Return Label	Date	Account Code	Account Name	Amount \$
A - Net capital gain				
				12,825.87
Sub-Total				12,825.87
Ignore Cents				0.87
Total				12,825.00
C - Income - Gross interest				
	30/07/2021	25000/NAB1470249004	NAB High Interest Account 1470249-004	20.41
	30/07/2021	25000/NAB301528327	NAB Cash Account 301528327	0.39
	31/08/2021	25000/NAB1470249004	NAB High Interest Account 1470249-004	4.03
	31/08/2021	25000/NAB301528327	NAB Cash Account 301528327	0.06
	30/09/2021	25000/NAB1470249004	NAB High Interest Account 1470249-004	1.14
	29/10/2021	25000/NAB1470249004	NAB High Interest Account 1470249-004	3.19
	30/11/2021	25000/NAB1470249004	NAB High Interest Account 1470249-004	5.13
	30/11/2021	25000/NAB301528327	NAB Cash Account 301528327	0.15
	31/12/2021	25000/NAB1470249004	NAB High Interest Account 1470249-004	9.29
	31/12/2021	25000/NAB301528327	NAB Cash Account 301528327	0.13
	31/01/2022	25000/NAB1470249004	NAB High Interest Account 1470249-004	5.63
	31/01/2022	25000/NAB301528327	NAB Cash Account 301528327	0.03
	28/02/2022	25000/NAB1470249004	NAB High Interest Account 1470249-004	11.60
	28/02/2022	25000/NAB301528327	NAB Cash Account 301528327	0.09
	31/03/2022	25000/NAB1470249004	NAB High Interest Account 1470249-004	8.07
	31/03/2022	25000/NAB301528327	NAB Cash Account 301528327	0.06
	29/04/2022	25000/NAB1470249004	NAB High Interest Account 1470249-004	8.57
	29/04/2022	25000/NAB301528327	NAB Cash Account 301528327	0.08
	31/05/2022	25000/NAB1470249004	NAB High Interest Account 1470249-004	2.35
	31/05/2022	25000/NAB301528327	NAB Cash Account 301528327	0.06
	30/06/2022	25000/NAB1470249004	NAB High Interest Account 1470249-004	57.60
	30/06/2022	25000/NAB301528327	NAB Cash Account 301528327	0.60
Sub-Total				138.66
Ignore Cents				0.66
Total				138.00
D1 - Income - Gross foreign income				
	22/12/2021	23900/ICLN.NDQ	BlackRock Institutional Trust Company N.A. - iShares Global Clean...	79.89
	10/01/2022	23900/ICLN.NDQ	BlackRock Institutional Trust Company N.A. - iShares Global Clean...	8.50
	21/06/2022	23900/ICLN.NDQ	BlackRock Institutional Trust Company N.A. - iShares Global Clean...	99.07

Blue Sky Trading Super Fund

Tax Reconciliation Report

For the year ended 30 June 2022

Tax Return Label	Date	Account Code	Account Name	Amount \$
D1 - Income - Gross foreign income				
	30/06/2022	23800/FUEL.AX	Betashares Global Energy Companies Etf - Currency Hedged	6.52
	30/06/2022	23800/IOZ.AX1	Ishares Core S&p/asx 200 Etf	57.24
	30/06/2022	23800/IOZ.AX4	IOZJCA	25.26
	30/06/2022	23800/SFY.AX	Spdr S&p/Asx 50 Fund - Exchange Traded Fund Units Fully Paid	271.08
	30/06/2022	23800/ISO.AX	Ishares S&p/asx Small Ordinaries Etf	59.14
Sub-Total				606.70
Ignore Cents				0.70
Total				606.00
D - Income - Net foreign income				
	22/12/2021	23900/ICLN.NDQ	BlackRock Institutional Trust Company N.A. - iShares Global Clean...	79.89
	10/01/2022	23900/ICLN.NDQ	BlackRock Institutional Trust Company N.A. - iShares Global Clean...	8.50
	21/06/2022	23900/ICLN.NDQ	BlackRock Institutional Trust Company N.A. - iShares Global Clean...	99.07
	30/06/2022	23800/FUEL.AX	Betashares Global Energy Companies Etf - Currency Hedged	6.52
	30/06/2022	23800/IOZ.AX1	Ishares Core S&p/asx 200 Etf	57.24
	30/06/2022	23800/IOZ.AX4	IOZJCA	25.26
	30/06/2022	23800/SFY.AX	Spdr S&p/Asx 50 Fund - Exchange Traded Fund Units Fully Paid	271.08
	30/06/2022	23800/ISO.AX	Ishares S&p/asx Small Ordinaries Etf	59.14
Sub-Total				606.70
Ignore Cents				0.70
Total				606.00
K - Franked dividend amount				
	01/07/2021	23900/ANZ.AX	Australia And New Zealand Banking Group Limited	35.00
	15/09/2021	23900/AWC.AX	Alumina Limited	464.83
	22/09/2021	23900/EDV.AX	Endeavour Group Limited	210.00
	22/09/2021	23900/CGF.AX	Challenger Limited	420.00
	29/09/2021	23900/CBA.AXW	Commonwealth Bank Of Australia.	40.00
	06/10/2021	23900/IDX.AX	Integral Diagnostics Limited	350.00
	16/12/2021	23900/ANZ.AX	Australia And New Zealand Banking Group Limited	36.00
	21/12/2021	23900/WBC.AX	Westpac Banking Corporation	30.00
	10/03/2022	23900/RIO.AX1	RIOJOB	429.00
	17/03/2022	23900/AWC.AX	Alumina Limited	390.00
	22/03/2022	23900/CGF.AX	Challenger Limited	11.50
	28/03/2022	23900/EDV.AX	Endeavour Group Limited	375.00
	30/03/2022	23900/CBA.AXW	Commonwealth Bank Of Australia.	35.00
	04/04/2022	23900/IDX.AX	Integral Diagnostics Limited	200.00
	13/04/2022	23900/WOW.AX	Woolworths Group Limited	390.00
	22/04/2022	23900/RIO.AX1	RIOJOB	2,885.20

Blue Sky Trading Super Fund

Tax Reconciliation Report

For the year ended 30 June 2022

Tax Return Label	Date	Account Code	Account Name	Amount \$
K - Franked dividend amount				
	26/05/2022	23900/BHP.AX1	BHPJOP	5,377.60
	24/06/2022	23900/WBC.AX	Westpac Banking Corporation	30.50
	24/06/2022	23900/WBC.AX13	WBCJOC	1,220.00
Sub-Total				12,929.63
Ignore Cents				0.63
Total				12,929.00
L - Income - Dividend franking credit				
	01/07/2021	23900/ANZ.AX	Australia And New Zealand Banking Group Limited	15.00
	15/09/2021	23900/AWC.AX	Alumina Limited	199.21
	22/09/2021	23900/EDV.AX	Endeavour Group Limited	90.00
	22/09/2021	23900/CGF.AX	Challenger Limited	180.00
	29/09/2021	23900/CBA.AXW	Commonwealth Bank Of Australia.	17.14
	06/10/2021	23900/IDX.AX	Integral Diagnostics Limited	150.00
	16/12/2021	23900/ANZ.AX	Australia And New Zealand Banking Group Limited	15.43
	21/12/2021	23900/WBC.AX	Westpac Banking Corporation	12.86
	10/03/2022	23900/RIO.AX1	RIOJOB	183.86
	17/03/2022	23900/AWC.AX	Alumina Limited	167.14
	22/03/2022	23900/CGF.AX	Challenger Limited	4.93
	28/03/2022	23900/EDV.AX	Endeavour Group Limited	160.71
	30/03/2022	23900/CBA.AXW	Commonwealth Bank Of Australia.	15.00
	04/04/2022	23900/IDX.AX	Integral Diagnostics Limited	85.71
	13/04/2022	23900/WOW.AX	Woolworths Group Limited	167.14
	22/04/2022	23900/RIO.AX1	RIOJOB	1,236.51
	26/05/2022	23900/BHP.AX1	BHPJOP	2,304.69
	24/06/2022	23900/WBC.AX	Westpac Banking Corporation	13.07
	24/06/2022	23900/WBC.AX13	WBCJOC	522.86
Sub-Total				5,541.26
Ignore Cents				0.26
Total				5,541.00
M - Gross trust distributions				
	30/06/2022	23800/IOZ.AX1	Ishares Core S&p/asx 200 Etf	4,213.31
	30/06/2022	23800/IOZ.AX4	IOZJCA	3,425.83
	30/06/2022	23800/SFY.AX	Spdr S&p/Asx 50 Fund - Exchange Traded Fund Units Fully Paid	27,893.90
	30/06/2022	23800/ISO.AX	Ishares S&p/asx Small Ordinaries Etf	607.65
Sub-Total				36,140.69
Ignore Cents				0.69
Total				36,140.00
W - GROSS INCOME (Sum of labels A to U)				68,179.00

Blue Sky Trading Super Fund

Tax Reconciliation Report

For the year ended 30 June 2022

Tax Return Label	Date	Account Code	Account Name	Amount
W - GROSS INCOME (Sum of labels A to U)				
Sub-Total				68,179.00
Ignore Cents				0.00
Total				68,179.00
V - TOTAL ASSESSABLE INCOME (W less Y)				
Sub-Total				68,179.00
Ignore Cents				0.00
Total				68,179.00
A1 - Expenses - Interest expenses within Australia				
	07/06/2022	37900	Interest Paid	161.80
	14/06/2022	37900	Interest Paid	271.00
	14/06/2022	37900	Interest Paid	520.00
	30/06/2022	37900	Interest Paid	45.80
	30/06/2022	37900	Interest Paid	32.00
Sub-Total				1,030.60
Ignore Cents				0.60
Total				1,030.00
H1 - Expenses - SMSF auditor fee				
	22/06/2022	30700	Auditor's Remuneration	550.00
Sub-Total				550.00
Ignore Cents				0.00
Total				550.00
J1 - Expenses - Management and administration expenses				
	22/06/2022	30100	Accountancy Fees	700.00
	30/06/2022	30400	ATO Supervisory Levy	259.00
Sub-Total				959.00
Ignore Cents				0.00
Total				959.00
N - TOTAL DEDUCTIONS				
Sub-Total				2,539.00
Ignore Cents				0.00
Total				2,539.00
O - TAXABLE INCOME OR LOSS				
Sub-Total				65,640.00
Ignore Cents				0.00
Total				65,640.00
Z - TOTAL SMSF EXPENSES				
				2,539.00

Blue Sky Trading Super Fund

Tax Reconciliation Report

For the year ended 30 June 2022

Tax Return Label	Date	Account Code	Account Name	Amount \$
Z - TOTAL SMSF EXPENSES				
Sub-Total				2,539.00
Ignore Cents				0.00
Total				2,539.00
A - Taxable income				
				65,640.00
Sub-Total				65,640.00
Ignore Cents				0.00
Total				65,640.00
T1 - Tax on taxable income				
				9,846.00
Sub-Total				9,846.00
Ignore Cents				0.00
Total				9,846.00
B - Gross Tax				
				9,846.00
Sub-Total				9,846.00
Ignore Cents				0.00
Total				9,846.00
C1 - Foreign income tax offset				
	22/12/2021	23900/ICLN.NDQ	BlackRock Institutional Trust Company N.A. - iShares Global Clean...	11.98
	10/01/2022	23900/ICLN.NDQ	BlackRock Institutional Trust Company N.A. - iShares Global Clean...	1.27
	21/06/2022	23900/ICLN.NDQ	BlackRock Institutional Trust Company N.A. - iShares Global Clean...	14.88
	30/06/2022	23800/FUEL.AX	Betashares Global Energy Companies Etf - Currency Hedged	6.09
	30/06/2022	23800/IOZ.AX1	Ishares Core S&p/asx 200 Etf	1.86
	30/06/2022	23800/IOZ.AX4	IOZJCA	0.68
	30/06/2022	23800/SFY.AX	Spdr S&p/Asx 50 Fund - Exchange Traded Fund Units Fully Paid	0.22
	30/06/2022	23800/ISO.AX	Ishares S&p/asx Small Ordinaries Etf	10.79
Sub-Total				47.77
Ignore Cents				0.00
Total				47.77
C - Non-refundable non-carry forward tax offsets				
				47.77
Sub-Total				47.77
Ignore Cents				0.00
Total				47.77
T2 - SUBTOTAL				

Blue Sky Trading Super Fund

Tax Reconciliation Report

For the year ended 30 June 2022

Tax Return Label	Date	Account Code	Account Name	Amount \$
T2 - SUBTOTAL				
				9,798.23
Sub-Total				9,798.23
Ignore Cents				0.00
Total				9,798.23
T3 - SUBTOTAL 2				
				9,798.23
Sub-Total				9,798.23
Ignore Cents				0.00
Total				9,798.23
E1 - Complying fund's franking credits tax offset				
	01/07/2021	23900/ANZ.AX	Australia And New Zealand Banking Group Limited	15.00
	15/09/2021	23900/AWC.AX	Alumina Limited	199.21
	22/09/2021	23900/EDV.AX	Endeavour Group Limited	90.00
	22/09/2021	23900/CGF.AX	Challenger Limited	180.00
	29/09/2021	23900/CBA.AXW	Commonwealth Bank Of Australia.	17.14
	06/10/2021	23900/IDX.AX	Integral Diagnostics Limited	150.00
	16/12/2021	23900/ANZ.AX	Australia And New Zealand Banking Group Limited	15.43
	21/12/2021	23900/WBC.AX	Westpac Banking Corporation	12.86
	10/03/2022	23900/RIO.AX1	RIOJOB	183.86
	17/03/2022	23900/AWC.AX	Alumina Limited	167.14
	22/03/2022	23900/CGF.AX	Challenger Limited	4.93
	28/03/2022	23900/EDV.AX	Endeavour Group Limited	160.71
	30/03/2022	23900/CBA.AXW	Commonwealth Bank Of Australia.	15.00
	04/04/2022	23900/IDX.AX	Integral Diagnostics Limited	85.71
	13/04/2022	23900/WOW.AX	Woolworths Group Limited	167.14
	22/04/2022	23900/RIO.AX1	RIOJOB	1,236.51
	26/05/2022	23900/BHP.AX1	BHPJOP	2,304.69
	24/06/2022	23900/WBC.AX	Westpac Banking Corporation	13.07
	24/06/2022	23900/WBC.AX13	WBCJOC	522.86
	30/06/2022	23800/IOZ.AX1	Ishares Core S&p/asx 200 Etf	1,158.37
	30/06/2022	23800/IOZ.AX4	IOZJCA	928.46
	30/06/2022	23800/SFY.AX	Spdr S&p/Asx 50 Fund - Exchange Traded Fund Units Fully Paid	8,272.36
	30/06/2022	23800/ISO.AX	Ishares S&p/asx Small Ordinaries Etf	171.36
Sub-Total				16,071.81
Ignore Cents				0.00
Total				16,071.81
E - Refundable tax offsets				
				16,071.81

Blue Sky Trading Super Fund

Tax Reconciliation Report

For the year ended 30 June 2022

Tax Return Label	Date	Account Code	Account Name	Amount \$
E - Refundable tax offsets				
Sub-Total				16,071.81
Ignore Cents				0.00
Total				16,071.81
H3 - Credit for tax withheld – where ABN or TFN not quoted (non-individual)				
	30/06/2022	23800/IOZ.AX4	IOZJCA	1,441.00
Sub-Total				1,441.00
Ignore Cents				0.00
Total				1,441.00
H - Eligible credits				
				1,441.00
Sub-Total				1,441.00
Ignore Cents				0.00
Total				1,441.00
I - Remainder of refundable tax offsets				
				6,273.58
Sub-Total				6,273.58
Ignore Cents				0.00
Total				6,273.58
L - Supervisory levy				
				259.00
Sub-Total				259.00
Ignore Cents				0.00
Total				259.00
S - AMOUNT DUE OR REFUNDABLE				
				(7,455.58)
Sub-Total				(7,455.58)
Ignore Cents				0.00
Total				(7,455.58)

Blue Sky Trading Super Fund

Pension Non Deductible Expense Report

For The Period 01 July 2021 - 30 June 2022

	Date	Account Code	Account Description	Amount	Expense %	Deductible	Non Deductible	
Segment - 01 July 2021 to 30 June 2022								
Label A								
	30/06/2022	37900	Interest Paid	32.00				
	30/06/2022	37900	Interest Paid	45.80				
	14/06/2022	37900	Interest Paid	520.00				
	14/06/2022	37900	Interest Paid	271.00				
	07/06/2022	37900	Interest Paid	161.80				
			Total	1,030.60	0.000 %	1,030.60	0.00	
Label H								
	22/06/2022	30700	Auditor's Remuneration	550.00				
			Total	550.00	0.000 %	550.00	0.00	
Label J								
	22/06/2022	30100	Accountancy Fees	700.00				
			Total	700.00	0.000 %	700.00	0.00	
	30/06/2022	30400	ATO Supervisory Levy	259.00				
			Total	259.00	0.000 %	259.00	0.00	
						Label Total	959.00	0.00
						Total Segment Expenses	2,539.60	0.00

Blue Sky Trading Super Fund
Pension Non Deductible Expense Report

For The Period 01 July 2021 - 30 June 2022

Date	Account Code	Account Description	Amount	Expense %	Deductible	Non Deductible
				Total Expenses *	2,539.60	0.00

* General expense percentage - 0.000 %

* Investment expense percentage - 0.000 %

88000 - Sundry Creditors

2022 Financial Year

Preparer Desiree Yutuc

Reviewer Steven Lee

Status Completed

Account Code	Description	CY Balance	LY Balance	Change
88000	Sundry Creditors		(\$18,945.15)	100%
TOTAL		CY Balance	LY Balance	
			(\$18,945.15)	

Supporting Documents

◦ General Ledger [Report](#)

Standard Checklist

Attach all source documentation and confirmations of Liability

Blue Sky Trading Super Fund

General Ledger

As at 30 June 2022

Transaction Date	Description	Units	Debit	Credit	Balance \$
Sundry Creditors (88000)					
<u>Sundry Creditors (88000)</u>					
01/07/2021	Opening Balance				18,945.15 CR
05/07/2021	BUY EDV.ASX 3000 AUD 6.31 92276185 NT1470249-002		18,945.15		0.00 DR
			18,945.15		0.00 DR

Total Debits: 18,945.15

Total Credits: 0.00

89000 - Deferred Tax Liability/Asset

2022 Financial Year

Preparer Desiree Yutuc

Reviewer Steven Lee

Status Completed

Account Code	Description	CY Balance	LY Balance	Change
89000	Deferred Tax Liability/Asset	(\$5,247.77)	(\$6,434.13)	(18.44)%
TOTAL		CY Balance	LY Balance	
		(\$5,247.77)	(\$6,434.13)	

Supporting Documents

- Deferred Tax Reconciliation Report [Report](#)

Standard Checklist

- Attach all source documentation and confirmations of Liability
- Attach copy of Deferred Tax Reconciliation Report

Blue Sky Trading Super Fund

Deferred Tax Reconciliation

For The Period 01 July 2021 - 30 June 2022

Investment Code	Investment Name	Revaluation/Tax Deferred	Permanent Difference (Non-Assessable)	Temporary Difference (Assessable)	Temporary Difference (Accumulation Portion)
Revaluations					
FUEL.AX	Betashares Global Energy Companies Etf - Currency Hedged	5,300.00	1,766.67	3,533.33	3,533.33
ICLN.NDQ	BlackRock Institutional Trust Company N.A. - iShares Global Clean Energy ETF	(1,776.15)	(592.05)	(1,184.10)	(1,184.10)
BHP.AX1	BHPJOP	856.75	285.58	571.17	571.17
BLD.AX	Boral Limited.	(7,095.05)	(2,365.02)	(4,730.03)	(4,730.03)
TOP.AX	Thorney Opportunities Ltd - Ordinary Fully Paid	314.95	104.98	209.97	209.97
ANZ.AX	Australia And New Zealand Banking Group Limited	(306.00)	(102.00)	(204.00)	(204.00)
ISO.AX	Ishares S&p/asx Small Ordinaries Etf	(7,362.58)	(2,454.19)	(4,908.39)	(4,908.39)
EDV.AX	Endeavour Group Limited	3,840.00	1,280.00	2,560.00	2,560.00
IDX.AX	Integral Diagnostics Limited	(11,247.29)	(3,749.10)	(7,498.19)	(7,498.19)
ZLD.AX	Zelda Therapeutics Limited	1,714.95	571.65	1,143.30	1,143.30
ORE.AX	Orocobre Limited	105.60	35.20	70.40	70.40
WOW.AX	Woolworths Group Limited	(1,439.60)	(479.87)	(959.73)	(959.73)
IHL.AX	Incannex Healthcare Limited	(13,219.54)	(4,406.51)	(8,813.03)	(8,813.03)
SFY.AX	Spdr S&p/Asx 50 Fund - Exchange Traded Fund Units Fully Paid	(36,662.94)	(12,220.98)	(24,441.96)	(24,441.96)
WBC.AX	Westpac Banking Corporation	(315.50)	(105.17)	(210.33)	(210.33)
IOZ.AX4	IOZJCA	(3,008.18)	(1,002.73)	(2,005.45)	(2,005.45)
CGF.AX	Challenger Limited	106.93	35.64	71.29	71.29
XJOKCY.AX	CREDIT SUISSE INVESTMENT SERVICES (AUSTRALIA) LIMITED	14,874.95	4,958.32	9,916.63	9,916.63
IOZ.AX1	Ishares Core S&p/asx 200 Etf	(6,549.39)	(2,183.13)	(4,366.26)	(4,366.26)
CBA.AXW	Commonwealth Bank Of Australia.	(189.80)	(63.27)	(126.53)	(126.53)
		(62,057.89)	(20,685.98)	(41,371.91)	(41,371.91)

Blue Sky Trading Super Fund

Deferred Tax Reconciliation

For The Period 01 July 2021 - 30 June 2022

Investment Code	Investment Name	Revaluation/Tax Deferred	Permanent Difference (Non-Assessable)	Temporary Difference (Assessable)	Temporary Difference (Accumulation Portion)
Tax Deferred Distributions					
IOZ.AX1	Ishares Core S&p/asx 200 Etf	0.42	0.00	0.42	0.42
IOZ.AX1	Ishares Core S&p/asx 200 Etf	0.04	0.00	0.04	0.04
IOZ.AX1	Ishares Core S&p/asx 200 Etf	0.68	0.00	0.68	0.68
IOZ.AX1	Ishares Core S&p/asx 200 Etf	75.48	0.00	75.48	75.48
IOZ.AX1	Ishares Core S&p/asx 200 Etf	0.98	0.00	0.98	0.98
IOZ.AX1	Ishares Core S&p/asx 200 Etf	1.25	0.00	1.25	1.25
IOZ.AX1	Ishares Core S&p/asx 200 Etf	0.38	0.00	0.38	0.38
IOZ.AX1	Ishares Core S&p/asx 200 Etf	0.53	0.00	0.53	0.53
IOZ.AX1	Ishares Core S&p/asx 200 Etf	0.98	0.00	0.98	0.98
IOZ.AX4	IOZJCA	54.63	0.00	54.63	54.63
ISO.AX	Ishares S&p/asx Small Ordinaries Etf	61.51	0.00	61.51	61.51
ISO.AX	Ishares S&p/asx Small Ordinaries Etf	0.52	0.00	0.52	0.52
SFY.AX	Spdr S&p/Asx 50 Fund - Exchange Traded Fund Units Fully Paid	114.07	0.00	114.07	114.07
SFY.AX	Spdr S&p/Asx 50 Fund - Exchange Traded Fund Units Fully Paid	64.37	0.00	64.37	64.37
SFY.AX	Spdr S&p/Asx 50 Fund - Exchange Traded Fund Units Fully Paid	2.45	0.00	2.45	2.45
SFY.AX	Spdr S&p/Asx 50 Fund - Exchange Traded Fund Units Fully Paid	2.51	0.00	2.51	2.51
SFY.AX	Spdr S&p/Asx 50 Fund - Exchange Traded Fund Units Fully Paid	4.51	0.00	4.51	4.51
SFY.AX	Spdr S&p/Asx 50 Fund - Exchange Traded Fund Units Fully Paid	2.64	0.00	2.64	2.64
SFY.AX	Spdr S&p/Asx 50 Fund - Exchange Traded Fund Units Fully Paid	2.96	0.00	2.96	2.96
SFY.AX	Spdr S&p/Asx 50 Fund - Exchange Traded Fund Units Fully Paid	2.57	0.00	2.57	2.57

Blue Sky Trading Super Fund

Deferred Tax Reconciliation

For The Period 01 July 2021 - 30 June 2022

Investment Code	Investment Name	Revaluation/Tax Deferred	Permanent Difference (Non-Assessable)	Temporary Difference (Assessable)	Temporary Difference (Accumulation Portion)
SFY.AX	Spdr S&p/Asx 50 Fund - Exchange Traded Fund Units Fully Paid	2.06	0.00	2.06	2.06
SFY.AX	Spdr S&p/Asx 50 Fund - Exchange Traded Fund Units Fully Paid	2.45	0.00	2.45	2.45
SFY.AX	Spdr S&p/Asx 50 Fund - Exchange Traded Fund Units Fully Paid	2.57	0.00	2.57	2.57
SFY.AX	Spdr S&p/Asx 50 Fund - Exchange Traded Fund Units Fully Paid	2.32	0.00	2.32	2.32
SFY.AX	Spdr S&p/Asx 50 Fund - Exchange Traded Fund Units Fully Paid	2.96	0.00	2.96	2.96
SFY.AX	Spdr S&p/Asx 50 Fund - Exchange Traded Fund Units Fully Paid	3.15	0.00	3.15	3.15
SFY.AX	Spdr S&p/Asx 50 Fund - Exchange Traded Fund Units Fully Paid	3.09	0.00	3.09	3.09
SFY.AX	Spdr S&p/Asx 50 Fund - Exchange Traded Fund Units Fully Paid	128.75	0.00	128.75	128.75
SFY.AX	Spdr S&p/Asx 50 Fund - Exchange Traded Fund Units Fully Paid	2.19	0.00	2.19	2.19
SFY.AX	Spdr S&p/Asx 50 Fund - Exchange Traded Fund Units Fully Paid	4.06	0.00	4.06	4.06
SFY.AX	Spdr S&p/Asx 50 Fund - Exchange Traded Fund Units Fully Paid	2.51	0.00	2.51	2.51
SFY.AX	Spdr S&p/Asx 50 Fund - Exchange Traded Fund Units Fully Paid	6.50	0.00	6.50	6.50
SFY.AX	Spdr S&p/Asx 50 Fund - Exchange Traded Fund Units Fully Paid	3.73	0.00	3.73	3.73
		559.81	0.00	559.81	559.81
Total		(61,498.08)	(20,685.98)	(40,812.10)	(40,812.10)

Deferred Tax Liability (Asset) Summary

Opening Balance	6,434.13
Current Year Transactions	(6,121.82)
Total Capital Losses	0.00
Total Tax Losses	0.00
Deferred Tax WriteBacks/Adjustment	0.00
Capital Loss carried forward recouped	4,935.46
Tax Loss carried forward recouped	0.00
Closing Balance	<hr/> 5,247.77 <hr/>

A - Financial Statements

2022 Financial Year

Preparer Desiree Yutuc

Reviewer Steven Lee

Status Completed

Supporting Documents

No supporting documents

Standard Checklist

- Attach copy of Financial Statements
- Attach copy of SMSF Annual Return

B - Permanent Documents

2022 Financial Year

Preparer Desiree Yutuc

Reviewer Steven Lee

Status Completed

Supporting Documents

- Fund Summary Report Report

Standard Checklist

- Attach latest copy of ASIC annual company statement (if corporate trustee)
- Ensure latest copies of ATO Trustee Declarations and ATO confirmation that the fund is a regulated fund is attached
- Ensure latest copies of trustee consents, member consents and registers are attached
- Ensure latest copy of trust deed (including amendments) are attached
- Use [Australian Business Register](#) to ensure details are correct
- Use [Super Fund Lookup](#) to check the eligibility to receive rollovers and contributions

Blue Sky Trading Super Fund

Fund Summary Report

As at 30 June 2022

Fund Details

Date Formed: 04/09/2012
Tax File Number: Provided
ABN: 15176797610

Period: 01/07/2021 - 30/06/2022
Fund Type: SMSF
GST Registered: No

Postal Address:

9 Knight Street
Erskineville, New South Wales 2043

Physical Address:

9 Knight Street
Erskineville, New South Wales 2043

Members

Number of Members: 2

Name	Age	Member Accounts	Pension Accounts	Tax File Number	Beneficiary Details
Saunders, Craig Anthony	51	1	0	Provided	Not Provided
Saunders, Vanessa Jane	50	1	0	Provided	Not Provided

Fund Relationships

Relationship Type	Contact
Accountant	Superhelp Australia Pty Limited
Auditor	Super Audits Pty Ltd
Fund Contact	Saunders, Craig Anthony
Tax Agent	Superhelp Australia Pty Ltd
Trustee	Saunders, Craig Anthony
Trustee	Saunders, Vanessa Jane

C - Other Documents

2022 Financial Year

Preparer Desiree Yutuc

Reviewer Steven Lee

Status Completed

Supporting Documents

- Investment_Strategy.pdf

Standard Checklist

- Attach copy of any SOAs issued during the Financial Year
- Attach copy of Investment Strategy
- Attach signed Engagement Letter
- Attach signed Trustee Representation Letter
- Attach Trustee Minutes prepared during the year

Blue Sky Trading Superfund

The SMSF Investment Strategy is detailed below.

Investment Objectives

The objective of the Fund is to maximise benefits for the purposes of providing Retirement Benefits to the Fund Members in accordance with the Trust Deed governing the Fund's operations. The Investment Objectives which have been considered by the Trustees of the Fund in formulating the Investment Strategy include:

The Trustee will act prudently to pursue the maximum rate of return possible, subject to acceptable risk and diversification parameters.

The Trustee will take into account the number of years to retirement of the Members when considering investment options.

The Trustee will establish a tolerance within the Fund to short term fluctuations in income and capital values given the profile of the Member's ages.

The Trustees will have proper regard to the risks associated with the investments given the Funds Objectives and cash flow requirements.

The Trustee will invest to ensure sufficient liquidity is retained within the Fund to meet benefit payments and other liabilities as they fall due.

The Trustees before investing in a particular asset will have proper regard to the balance between the risk and return, so as to maximize the rate of return on Member's entitlements subject to an appropriate level of risk.

Investment Review

The Investment Objectives of the Fund will be reviewed annually and at such other times as a significant event occurs which affects the Fund.

Investment Strategy

With regard to the investment objectives outlined above the Trustees have adopted to pursue an Investment Strategy aimed at accumulating over the long term some or all of the following asset classes:

ASX Listed Securities, with or without borrowings

ASX Listed and Exchange Traded Options

ASX Listed Warrants

International Listed Securities

Australian and International CFDs

Australian and International Managed Funds, with or without borrowings

Cash

Term Deposits

Bonds

Debentures

Other Cash Based Investments

Property Investment with or without borrowings

Physical Metals and Commodities

Foreign Exchange

Other Assets that the Trustee considers appropriate to the extent permitted by the Trust Deed and Superannuation Law.

Percentage Investment Range

The Trustees consider that no specific percentage range for each of the above asset classes should be adopted but that each asset class should be considered on its own investment merits having regard to an appropriate degree of **diversification**.

Single Asset Investment Strategy

A single asset strategy may be adopted by the Fund if the asset proposed to be invested in is considered by the Trustee to satisfy a core purpose of the Fund's Investment Objectives and provided that the Trustee is satisfied that no other benefit (excepting incidental benefits) is conferred upon members or associated parties.

Arms Length Basis

All investments by the Fund shall be on an arms-length basis and will be acquired, maintained or disposed of on commercial terms at market rates of returns.

Insurance Consideration

The Trustees note the requirement for the Fund to consider insurance for the benefit of Members. The Trustees also note the insurance policy can be issued from the Fund, another Superannuation Fund or in the Member's personal capacity. The Trustees will consider insurance and implement a suitable insurance strategy as appropriate for their circumstance from time to time.


Maximising Member Returns

The Trustee considers that this Investment Strategy will fulfil the principal objective of maximising member returns having regard to risk and is consistent with the investment objectives of the Fund.

Signed:



Craig Saunders



Vanessa Saunders

Date - 30/06/2022

Minutes of the meeting of the Trustees of the Blue Sky Trading SMSF, held on 30 June 2022, at 9 Knight Street, Erskineville NSW

PRESENT: Craig and Vanessa Saunders

APPROVAL OF PREVIOUS MINUTES: It was resolved that the minutes of the previous meeting be signed as a true and correct record.

ALLOCATION OF CONTRIBUTIONS: It was resolved that the contributions received during the year be allocated to members as follows:

Member Name / Contribution Type	Amount
Mr Craig Saunders Member	\$0.00
Mrs Vanessa Saunders Member	\$0.00

The contributions will be subject to normal preservation and payment rules.

PAYMENT OF BENEFITS: No payments of benefits were made during the period.

ACCEPTANCE OF ROLLOVERS: The trustee has ensured that any rollovers made to the fund meet the requirements of the fund's deed.

The trustee has resolved to accept the following rollovers on behalf of the members:

Member Name	Amount
Craig Saunders	\$0.00
Vanessa Saunders	\$ 0.00

PURCHASE OF ASSETS: It was resolved that the purchase of any & all assets made during the year ended 30 June 2022 are in line with the investment strategy of the fund.

DISPOSAL OF ASSETS: It was resolved the disposal of any & all assets made during the year ended 30 June 2022, are in line with the investment strategy of the fund.

ALLOCATION OF NET INCOME: It was resolved that the income of the fund be proportionally allocated to members based on the members' daily weighted average balances.

REPORTS AND STATEMENTS:

The Financial Reports consisting of Statement of Financial Position, Operating Statement and Notes to the Financial Statements, Trustee's Declaration, Compilation Report, Auditor's Report and Member Statement for the period ended 30 June 2021, were tabled for consideration at the meeting.

It was resolved that the financial statements be adopted in their present format and that the statement by the trustees attached to the financial reports be signed by the Trustees.

INCOME TAX RETURN: The completed Self-Managed Superannuation Fund Annual Return for the financial year ended 30 June 2021 was tabled for consideration at the meeting.

It was resolved that:

1. the particulars contained in the 2021 income tax return and the relevant records used to ascertain the taxable income, as shown, derived by the fund from all sources during the year of income are true and correct and;
2. the fund satisfies the statutory requirements and conditions applicable to be classified as a 'Regulated Superannuation Fund/Complying Superannuation Fund' for the year of income and;
3. the income tax return be adopted in its present format and that the Return be signed by the Trustees.

REVIEW OF INVESTMENT STRATEGY: The fund's investment performance for the year ended 30 June 2022 and existing investment strategy have been reviewed by the Trustees, after considering:

1. the risk involved in making, holding and realising, and the likely return from, the fund's investments having regard to its objectives;
2. the composition of the fund's investments as a whole, including the extent to which the investments are diverse or involve the funds being exposed to risks from inadequate diversification;
3. the liquidity of the fund's investments;
4. the ability of the fund to discharge its existing and prospective liabilities;
5. whether the fund should hold a contract of insurance that provides insurance cover for members of the fund; and
6. the effect of the fund's investments on the above requirements and all matters relating to the prudential nature of the investment being continuously monitored, regularly reviewed and to make sure they adhere to fund's investment objectives and relevant legislation. It was resolved that the aims and objectives of the investment strategy were being achieved and that the said investment strategy requires no further modification or adoption at this time.

TRUSTEE STATUS: Each of the trustee(s) confirmed that they are qualified to act as trustee(s) of the fund and that they are not disqualified persons for this purpose.

AUDITOR: It was resolved that SMSF Audit Australia Pty Ltd, of PO Box 588 Hurstville NSW 1481 act as the auditor of the fund for the next financial year.

TAX AGENT: It was resolved that Super Help Australia Pty Ltd PO Box 208 Hurstville NSW 1481 act as the tax agent of the fund for the next financial year.

CLOSURE: There being no further business the meeting was closed.



..... Dated: 30/06/2022

Craig Saunders

Chairperson

Blue Sky Trading SMSF

D - Pension Documentation

2022 Financial Year

Preparer Desiree Yutuc

Reviewer Steven Lee

Status Completed

Supporting Documents

- Transfer Balance Account Summary [Report](#)

Standard Checklist

- Attach Actuarial Certificate
- Attach documentation supporting any pensions commenced during the financial year
- Attach documentation supporting any pensions commuted during the financial year
- Ensure correct Transfer Balance Account Reports have been lodged with the ATO

Blue Sky Trading Super Fund

Transfer Balance Account Summary

For The Period 01 July 2021 - 30 June 2022

Member	Pension Type	Date	Lodgment Date	Transaction Type	Event Type	Debit	Credit	Balance	Cap Limit	Remaining Cap
--------	--------------	------	---------------	------------------	------------	-------	--------	---------	-----------	---------------

Craig Anthony
Saunders

Vanessa Jane
Saunders

E - Estate Planning

2022 Financial Year

Preparer Desiree Yutuc

Reviewer Steven Lee

Status Completed

Supporting Documents

No supporting documents

Standard Checklist

- Attach Death Benefit Nominations (if applicable)
- Attach Life Insurance Policies (if applicable)
- Attach Reversionary Pension documentation (if applicable)
- Attach SMSF Will (if applicable)
- Review current Estate planning to ensure it matches wishes of members