

Options: Not summarised, Excluding NIL Balances
From 01/07/2019 To 30/06/2020

Client Code: RMT102

Last Year	Account	Description	Debit	Credit
	197	Managed funds		
(19.61)	19701	Advance international sharemarket fund	-	
(806.64)	19702	APN property for income fund		361.84
(2342.70)	19703	Colonial future leaders fund		68.54
(294.10)	19707	Colonial property securities fund		46.99
(4212.71)	19708	Colonial geared share fund	-	
(1530.34)	19709	Hotel Investment Trust No 1	-	
(322.39)	19710	Perpetual international fund	-	
(3598.16)	19712	ING emerging companies trust		121.43
(693.36)	19715	Perpetual industrial share fund		9.36
-	19720	Netwealth managed portfolio		11683.65
(9472.25)	198	Dividends received		9695.19
	199	Interest received		
(873.40)	19901	Macquarie CMT		337.81
-	19902	Netwealth managed portfolio		2692.72
	204	Movement in Net Market Values		
(3356.00)	20402	Shares in listed equities	-	
(3208.18)	20403	Managed funds	110566.60	
28982.18	20433	Managed funds	1388.52	
550.00	301	Administration Costs	275.00	
215.07	309	Bank charges	-	
-	344	Adviser fees	1228.14	
259.00	364	Filing fees	259.00	
	550	SUPERANNUATION FUND		
(723.59)	55002	Profit Earned This Year	-	
723.59	55003	Distribution to Members		88699.73
	551	ROBERT MARK TAYLOR		
(230745.58)	55101	Balance at beginning of year		238914.99
(356.89)	55102	Allocated profits	43619.47	
(1711.95)	55105	Income tax expense on earnings		6381.95
(20000.00)	55107	Contributions from employer		20000.00
1076.57	55110	Income tax expense on contributions	827.79	
-	55111	Superannuation surcharge payments	6000.00	
12822.87	55112	Insurance premiums paid	14481.42	
	552	TINA TAYLOR		
(237088.30)	55201	Balance at Beginning of Year		246916.06
(366.70)	55202	Allocated earnings	45080.26	
(1759.01)	55205	Income tax expense on earnings		6595.68

From First to Last by Account
Options: Not summarised, Excluding NIL Balances
Client Code: RMT102 From 01/07/2019 To 30/06/2020

Last Year	Account	Description	Debit	Credit
(10000.00)	55207	Contributions from employer		10000.00
1359.18	55210	Income tax expense on contributions	1337.02	
-	55211	Superannuation surcharge payments	3000.00	
938.77	55212	Insurance Premiums Paid	1086.55	
106204.95	680	Cash at bank	15397.96	
-	681	Netwealth portfolio account	13630.73	
	789	Interest bearing securities		
-	78950	Principal global credit opportunities fund	8941.98	
	790	Property securities		
21349.41	79002	APN property for income fund	16399.19	
23504.82	79007	Colonial property securities fund	20634.39	
-	79060	SGH property income fund	16770.27	
-	79080	Zurich property securities fund	17587.09	
	791	Small Cap domestic equities		
24331.62	79103	Colonial future leaders fund	10498.05	
-	79110	Aberdeen small companies fund	21659.78	
-	79150	Pengana emerging companies fund	29352.77	
	795	Large Cap domestic equities		
68284.34	79508	Colonial geared share fund	40483.37	
170022.00	79510	ANZ Bank Ltd	124645.68	
7508.00	79550	Telstra Ltd	-	
10866.00	79560	Woolworths Ltd	-	
	796	International equities		
-	79610	Arrowstreet global equity fund (hedged)	22035.01	
-	79640	Magellan high conviction fund	32440.75	
-	79670	Walter Scott global equity fund (hedged)	9653.97	
-	79680	BBUS equities strong bear hedge	5520.00	
	799	Managed funds		
15417.98	79910	Perpetual international fund	-	
27983.10	79912	ING emerging companies trust	-	
9667.38	79915	Perpetual industrial share fund	-	
2693.76	904	Provision for income tax	183.63	
1389.33	913	Income in advance	-	
(3391.65)	944	Provision for deferred tax liability	7541.55	
	999	Jobstream Selection Account		
22.00	99901	Jobstream Selection Account	22.00	

From First to Last by Account
Options: Not summarised, Excluding NIL Balances
Client Code: RMT102 From 01/07/2019 To 30/06/2020

Last Year	Account	Description	Debit	Credit
(22.00)	99999	Clearing balance		22.00
<u>(723.59)</u>		Total	<u>642547.94</u>	<u>642547.94</u>

NET LOSS THIS YEAR 88699.73
NET PROFIT LAST YEAR 723.59

No. of Accounts: 62
No. of Entries: 129

Client Code: RMT102 From First to Last by Account
From 01/07/2019 To 30/06/2020

Date	Type Gp	Ref.	Debit	Credit	Balance
197	Managed funds				
19702	APN property for income fund				
LY Closing Balance					(806.64)
30/06/2020	Jnl	1		361.84	(361.84)
			mbl cash receipts & pmts for the year		
Closing Balance			0.00	361.84	(361.84)
19703	Colonial future leaders fund				
LY Closing Balance					(2342.70)
30/06/2020	Jnl	2		68.54	(68.54)
			income reinvested during the year		
Closing Balance			0.00	68.54	(68.54)
19707	Colonial property securities fund				
LY Closing Balance					(294.10)
30/06/2020	Jnl	1		46.99	(46.99)
			mbl cash receipts & pmts for the year		
Closing Balance			0.00	46.99	(46.99)
19712	ING emerging companies trust				
LY Closing Balance					(3598.16)
30/06/2020	Jnl	1		17.54	(17.54)
			mbl cash receipts & pmts for the year		
30/06/2020	Jnl	2		103.89	(121.43)
			income reinvested during the year		
Closing Balance			0.00	121.43	(121.43)
19715	Perpetual industrial share fund				
LY Closing Balance					(693.36)
30/06/2020	Jnl	1		9.36	(9.36)
			mbl cash receipts & pmts for the year		
Closing Balance			0.00	9.36	(9.36)
19720	Netwealth managed portfolio				
LY Closing Balance					0.00
30/06/2020	Jnl	5		11683.65	(11683.65)
			netwealth cash receipts & pmts for the year		
Closing Balance			0.00	11683.65	(11683.65)

Client Code: RMT102 From First to Last by Account
From 01/07/2019 To 30/06/2020

Date	Type	Gp	Ref.	Debit	Credit	Balance
198 Dividends received						
						LY Closing Balance (9472.25)
30/06/2020	Jnl		1		4821.60	(4821.60)
						mbl cash receipts & pmts for the year anz div
30/06/2020	Jnl		1		156.00	(4977.60)
						mbl cash receipts & pmts for the year
30/06/2020	Jnl		1		186.39	(5163.99)
						mbl cash receipts & pmts for the year
30/06/2020	Jnl		1		4531.20	(9695.19)
						mbl cash receipts & pmts for the year
				Closing Balance 0.00	9695.19	(9695.19)
199 Interest received						
19901 Macquarie CMT						
						LY Closing Balance (873.40)
30/06/2020	Jnl		1		337.81	(337.81)
						mbl cash receipts & pmts for the year
				Closing Balance 0.00	337.81	(337.81)
19902 Netwealth managed portfolio						
						LY Closing Balance 0.00
30/06/2020	Jnl		5		25.60	(25.60)
						netwealth cash receipts & pmts for the year
30/06/2020	Jnl		5		13.12	(38.72)
						netwealth cash receipts & pmts for the year
30/06/2020	Jnl		5		5.74	(44.46)
						netwealth cash receipts & pmts for the year
30/06/2020	Jnl		6		2648.26	(2692.72)
						income reinvested during the year
				Closing Balance 0.00	2692.72	(2692.72)
204 Movement in Net Market Values						
20403 Managed funds						
						LY Closing Balance (3208.18)
30/06/2020	Jnl		8	110566.60		110566.60
						revaluation of investments to market value at year end
				Closing Balance 110566.60	0.00	110566.60

Client Code: RMT102
From First to Last by Account
From 01/07/2019 To 30/06/2020

Date	Type Gp	Ref.	Debit	Credit	Balance
20433 Managed funds					
					28982.18
LY Closing Balance					
30/06/2020	Jnl	1		19.61	(19.61)
					mbl cash receipts & pmts for the year
30/06/2020	Jnl	5	537.83		518.22
					profit on disposal of investments during the year
30/06/2020	Jnl	7	870.30		1388.52
					profit on disposal of investments during the year
Closing Balance			1408.13	19.61	1388.52
301 Administration Costs					
LY Closing Balance					550.00
30/06/2020	Jnl	1	275.00		275.00
					mbl cash receipts & pmts for the year
Closing Balance			275.00	0.00	275.00
344 Adviser fees					
LY Closing Balance					0.00
30/06/2020	Jnl	5	1228.14		1228.14
					netwealth cash receipts & pmts for the year
Closing Balance			1228.14	0.00	1228.14
364 Filing fees					
LY Closing Balance					259.00
30/06/2020	Jnl	1	259.00		259.00
					mbl cash receipts & pmts for the year
Closing Balance			259.00	0.00	259.00
550 SUPERANNUATION FUND					
55001 Unallocated Benefits Brought Forward					
Opening Balance					0.00
01/07/2019	Jnl			723.59	(723.59)
					Year end balance forward
01/07/2019	Jnl		723.59		0.00
					Year end balance forward
Closing Balance			723.59	723.59	0.00
55002 Profit Earned This Year					
Opening Balance					(723.59)
01/07/2019	Jnl		723.59		0.00
					Year end balance forward : Profit distribution
Closing Balance			723.59	0.00	0.00

Client Code: RMT102 From First to Last by Account
From 01/07/2019 To 30/06/2020

Date	Type Gp	Ref.	Debit	Credit	Balance
55003 Distribution to Members					
					723.59
					Opening Balance
01/07/2019	Jnl			723.59	0.00
					Year end balance forward
30/06/2020	Jnl	9		88699.73	(88699.73)
					allocation of net earnings to members for the year
			0.00	89423.32	(88699.73)
					Closing Balance
551 ROBERT MARK TAYLOR					
55101 Balance at beginning of year					
					(230745.58)
					Opening Balance
01/07/2019	Jnl			356.89	(231102.47)
					Year end balance forward
01/07/2019	Jnl			1711.95	(232814.42)
					Year end balance forward
01/07/2019	Jnl			20000.00	(252814.42)
					Year end balance forward
01/07/2019	Jnl		1076.57		(251737.85)
					Year end balance forward
01/07/2019	Jnl		12822.87		(238914.98)
					Year end balance forward
30/06/2020	Jnl	10		0.01	(238914.99)
					tax expense for the year
			13899.44	22068.85	(238914.99)
					Closing Balance
55102 Allocated profits					
					(356.89)
					Opening Balance
01/07/2019	Jnl		356.89		0.00
					Year end balance forward
30/06/2020	Jnl	9	43619.47		43619.47
					allocation of net earnings to members for the year
			43976.36	0.00	43619.47
					Closing Balance
55105 Income tax expense on earnings					
					(1711.95)
					Opening Balance
01/07/2019	Jnl		1711.95		0.00
					Year end balance forward
30/06/2020	Jnl	10		6381.95	(6381.95)
					tax expense for the year
			1711.95	6381.95	(6381.95)
					Closing Balance

Client Code: RMT102
From First to Last by Account
From 01/07/2019 To 30/06/2020

Date	Type Gp	Ref.	Debit	Credit	Balance
55107 Contributions from employer					
					Opening Balance (20000.00)
01/07/2019	Jnl		20000.00		0.00
					Year end balance forward
30/06/2020	Jnl	1		5518.58	(5518.58)
					mbl cash receipts & pmts for the year
30/06/2020	Jnl	3		14481.42	(20000.00)
					rmt life ins premium paid via emp cont
			20000.00	20000.00	(20000.00)
55110 Income tax expense on contributions					
					Opening Balance 1076.57
01/07/2019	Jnl			1076.57	0.00
					Year end balance forward
30/06/2020	Jnl	10	827.79		827.79
					tax expense for the year
			827.79	1076.57	827.79
55111 Superannuation surcharge payments					
					Opening Balance 0.00
30/06/2020	Jnl	1	3000.00		3000.00
					mbl cash receipts & pmts for the year
30/06/2020	Jnl	1	3000.00		6000.00
					mbl cash receipts & pmts for the year
			6000.00	0.00	6000.00
55112 Insurance premiums paid					
					Opening Balance 12822.87
01/07/2019	Jnl			12822.87	0.00
					Year end balance forward
30/06/2020	Jnl	3	14481.42		14481.42
					rmt life ins premium paid via emp cont
			14481.42	12822.87	14481.42
552 TINA TAYLOR					
55201 Balance at Beginning of Year					
					Opening Balance (237088.30)
01/07/2019	Jnl			366.70	(237455.00)
					Year end balance forward
01/07/2019	Jnl			1759.01	(239214.01)
					Year end balance forward
01/07/2019	Jnl			10000.00	(249214.01)
					Year end balance forward
01/07/2019	Jnl		1359.18		(247854.83)
					Year end balance forward
01/07/2019	Jnl		938.77		(246916.06)
					Year end balance forward
			2297.95	12125.71	(246916.06)
Closing Balance					

Client Code: RMT102 From First to Last by Account
From 01/07/2019 To 30/06/2020

Date	Type Gp	Ref.	Debit	Credit	Balance
55202 Allocated earnings					
					Opening Balance (366.70)
01/07/2019	Jnl		366.70		0.00
					Year end balance forward
30/06/2020	Jnl	9	45080.26		45080.26
					allocation of net earnings to members for the year
			Closing Balance 45446.96	0.00	45080.26
55205 Income tax expense on earnings					
					Opening Balance (1759.01)
01/07/2019	Jnl		1759.01		0.00
					Year end balance forward
30/06/2020	Jnl	10		6595.68	(6595.68)
					tax expense for the year
			Closing Balance 1759.01	6595.68	(6595.68)
55207 Contributions from employer					
					Opening Balance (10000.00)
01/07/2019	Jnl		10000.00		0.00
					Year end balance forward
30/06/2020	Jnl	4		10000.00	(10000.00)
					tt anz in specie cont
			Closing Balance 10000.00	10000.00	(10000.00)
55210 Income tax expense on contributions					
					Opening Balance 1359.18
01/07/2019	Jnl			1359.18	0.00
					Year end balance forward
30/06/2020	Jnl	10	1337.02		1337.02
					tax expense for the year
			Closing Balance 1337.02	1359.18	1337.02
55211 Superannuation surcharge payments					
					Opening Balance 0.00
30/06/2020	Jnl	1	1500.00		1500.00
					mbl cash receipts & pmts for the year
30/06/2020	Jnl	1	1500.00		3000.00
					mbl cash receipts & pmts for the year
			Closing Balance 3000.00	0.00	3000.00
55212 Insurance Premiums Paid					
					Opening Balance 938.77
01/07/2019	Jnl			938.77	0.00
					Year end balance forward
30/06/2020	Jnl	1	1086.55		1086.55
					mbl cash receipts & pmts for the year

Client Code: RMT102
From First to Last by Account
From 01/07/2019 To 30/06/2020

Date	Type Gp	Ref.	Debit	Credit	Balance
55212	Insurance Premiums Paid : Continued				
Closing Balance			1086.55	938.77	1086.55
680	Cash at bank				
Opening Balance					106204.95
30/06/2020	Jnl	1		90806.99	15397.96
			mbl cash receipts & pmts for the year		
Closing Balance			0.00	90806.99	15397.96
681	Netwealth portfolio account				
Opening Balance					0.00
30/06/2020	Jnl	1	74000.00		74000.00
			mbl cash receipts & pmts for the year		
30/06/2020	Jnl	1	50000.00		124000.00
			mbl cash receipts & pmts for the year		
30/06/2020	Jnl	5		110369.27	13630.73
			netwealth cash receipts & pmts for the year		
Closing Balance			124000.00	110369.27	13630.73
789	Interest bearing securities				
78950	Principal global credit opportunities fund				
Opening Balance					0.00
30/06/2020	Jnl	5	9000.00		9000.00
			netwealth cash receipts & pmts for the year		
30/06/2020	Jnl	8		58.02	8941.98
			revaluation of investments to market value at year end		
Closing Balance			9000.00	58.02	8941.98
790	Property securities				
79002	APN property for income fund				
Opening Balance					21349.41
30/06/2020	Jnl	8		4950.22	16399.19
			revaluation of investments to market value at year end		
Closing Balance			0.00	4950.22	16399.19
79007	Colonial property securities fund				
Opening Balance					23504.82
30/06/2020	Jnl	6	2648.26		26153.08
			income reinvested during the year		
30/06/2020	Jnl	8		5518.69	20634.39
			revaluation of investments to market value at year end		

Client Code: RMT102 From First to Last by Account
From 01/07/2019 To 30/06/2020

Date	Type Gp	Ref.	Debit	Credit	Balance
Closing Balance			2648.26	5518.69	20634.39
79060	SGH property income fund				
Opening Balance					0.00
30/06/2020	Jnl	5	25000.00		25000.00
			netwealth cash receipts & pmts for the year		
30/06/2020	Jnl	8		8229.73	16770.27
			revaluation of investments to market value at year end		
Closing Balance			25000.00	8229.73	16770.27
79080	Zurich property securities fund				
Opening Balance					0.00
30/06/2020	Jnl	5	25000.00		25000.00
			netwealth cash receipts & pmts for the year		
30/06/2020	Jnl	8		7412.91	17587.09
			revaluation of investments to market value at year end		
Closing Balance			25000.00	7412.91	17587.09
791	Small Cap domestic equities				
79103	Colonial future leaders fund				
Opening Balance					24331.62
30/06/2020	Jnl	2	68.54		24400.16
			income reinvested during the year		
30/06/2020	Jnl	5		9000.00	15400.16
			netwealth cash receipts & pmts for the year		
30/06/2020	Jnl	7		4637.72	10762.44
			profit on disposal of investments during the year		
30/06/2020	Jnl	8		264.39	10498.05
			revaluation of investments to market value at year end		
Closing Balance			68.54	13902.11	10498.05
79110	Aberdeen small companies fund				
Opening Balance					0.00
30/06/2020	Jnl	5	12500.00		12500.00
			netwealth cash receipts & pmts for the year		
30/06/2020	Jnl	5	12500.00		25000.00
			netwealth cash receipts & pmts for the year		
30/06/2020	Jnl	8		3340.22	21659.78
			revaluation of investments to market value at year end		
Closing Balance			25000.00	3340.22	21659.78

Client Code: RMT102
From First to Last by Account
From 01/07/2019 To 30/06/2020

Date	Type Gp	Ref.	Debit	Credit	Balance
79150 Pengana emerging companies fund					
Opening Balance					0.00
30/06/2020	Jnl	5	15000.00		15000.00
			netwealth cash receipts & pmts for the year		
30/06/2020	Jnl	5	9000.00		24000.00
			netwealth cash receipts & pmts for the year		
30/06/2020	Jnl	5	9000.00		33000.00
			netwealth cash receipts & pmts for the year		
30/06/2020	Jnl	8		3647.23	29352.77
			revaluation of investments to market value at year end		
Closing Balance			33000.00	3647.23	29352.77
795 Large Cap domestic equities					
79508 Colonial geared share fund					
Opening Balance					68284.34
30/06/2020	Jnl	5		20300.00	47984.34
			netwealth cash receipts & pmts for the year		
30/06/2020	Jnl	7	2570.65		50554.99
			profit on disposal of investments during the year		
30/06/2020	Jnl	8		10071.62	40483.37
			revaluation of investments to market value at year end		
Closing Balance			2570.65	30371.62	40483.37
79510 ANZ Bank Ltd					
Opening Balance					170022.00
30/06/2020	Jnl	4	10000.00		180022.00
			tt anz in specie cont		
30/06/2020	Jnl	8		55376.32	124645.68
			revaluation of investments to market value at year end		
Closing Balance			10000.00	55376.32	124645.68
79550 Telstra Ltd					
Opening Balance					7508.00
30/06/2020	Jnl	5		7575.75	(67.75)
			netwealth cash receipts & pmts for the year		
30/06/2020	Jnl	5	18.50		(49.25)
			netwealth cash receipts & pmts for the year		
30/06/2020	Jnl	7		2492.75	(2542.00)
			profit on disposal of investments during the year		

Client Code: RMT102 From First to Last by Account
From 01/07/2019 To 30/06/2020

Date	Type	Gp	Ref.	Debit	Credit	Balance
79550 Telstra Ltd : Continued						
30/06/2020	Jnl		8	2542.00		0.00
				revaluation of investments to market value at year end		
Closing Balance				2560.50	10068.50	0.00
79560 Woolworths Ltd						
Opening Balance						10866.00
30/06/2020	Jnl		5		12841.32	(1975.32)
				netwealth cash receipts & pmts for the year		
30/06/2020	Jnl		5	18.50		(1956.82)
				netwealth cash receipts & pmts for the year		
30/06/2020	Jnl		7	1247.82		(709.00)
				profit on disposal of investments during the year		
30/06/2020	Jnl		8	709.00		0.00
				revaluation of investments to market value at year end		
Closing Balance				1975.32	12841.32	0.00
796 International equities						
79610 Arrowstreetglobal equity fund (hedged)						
Opening Balance						0.00
30/06/2020	Jnl		5	25000.00		25000.00
				netwealth cash receipts & pmts for the year		
30/06/2020	Jnl		8		2964.99	22035.01
				revaluation of investments to market value at year end		
Closing Balance				25000.00	2964.99	22035.01
79640 Magellan high conviction fund						
Opening Balance						0.00
30/06/2020	Jnl		5	20000.00		20000.00
				netwealth cash receipts & pmts for the year		
30/06/2020	Jnl		5	17000.00		37000.00
				netwealth cash receipts & pmts for the year		
30/06/2020	Jnl		8		4559.25	32440.75
				revaluation of investments to market value at year end		
Closing Balance				37000.00	4559.25	32440.75

Client Code: RMT102 From First to Last by Account
From 01/07/2019 To 30/06/2020

Date	Type Gp	Ref.	Debit	Credit	Balance
79670	Walter Scott global equity fund (hedged)				
Opening Balance					0.00
30/06/2020	Jnl	5	10000.00		10000.00
			netwealth cash receipts & pmts for the year		
30/06/2020	Jnl	8		346.03	9653.97
			revaluation of investments to market value at year end		
Closing Balance			10000.00	346.03	9653.97
79680	BBUS equities strong bear hedge				
Opening Balance					0.00
30/06/2020	Jnl	5	3300.00		3300.00
			netwealth cash receipts & pmts for the year		
30/06/2020	Jnl	5	3170.00		6470.00
			netwealth cash receipts & pmts for the year		
30/06/2020	Jnl	5	37.00		6507.00
			netwealth cash receipts & pmts for the year		
30/06/2020	Jnl	8		987.00	5520.00
			revaluation of investments to market value at year end		
Closing Balance			6507.00	987.00	5520.00
799	Managed funds				
79910	Perpetual international fund				
Opening Balance					15417.98
30/06/2020	Jnl	5		4200.00	11217.98
			netwealth cash receipts & pmts for the year		
30/06/2020	Jnl	5		10647.89	570.09
			netwealth cash receipts & pmts for the year		
30/06/2020	Jnl	7	2331.90		2901.99
			profit on disposal of investments during the year		
30/06/2020	Jnl	8		2901.99	0.00
			revaluation of investments to market value at year end		
Closing Balance			2331.90	17749.88	0.00
79912	ING emerging companies trust				
Opening Balance					27983.10
30/06/2020	Jnl	1		25416.88	2566.22
			mbl cash receipts & pmts for the year		
30/06/2020	Jnl	2	103.89		2670.11
			income reinvested during the year		
30/06/2020	Jnl	5	851.50		3521.61
			profit on disposal of investments		

Client Code: RMT102 From First to Last by Account
From 01/07/2019 To 30/06/2020

Date	Type Gp	Ref.	Debit	Credit	Balance
79912	ING emerging companies trust : Continued				
	during the year				
30/06/2020	Jnl	8		3521.61	0.00
	revaluation of investments to market value at year end				
Closing Balance			955.39	28938.49	0.00
79915	Perpetual industrial share fund				
Opening Balance					9667.38
30/06/2020	Jnl	5		10109.80	(442.42)
	netwealth cash receipts & pmts for the year				
30/06/2020	Jnl	7	109.80		(332.62)
	profit on disposal of investments during the year				
30/06/2020	Jnl	8	332.62		0.00
	revaluation of investments to market value at year end				
Closing Balance			442.42	10109.80	0.00
904	Provision for income tax				
Opening Balance					2693.76
30/06/2020	Jnl	1		3000.76	(307.00)
	mbl cash receipts & pmts for the year				
30/06/2020	Jnl	1	304.00		(3.00)
	mbl cash receipts & pmts for the year Sept 2019 payg				
30/06/2020	Jnl	1	307.00		304.00
	mbl cash receipts & pmts for the year June 2019 payg				
30/06/2020	Jnl	10		120.37	183.63
	tax expense for the year				
Closing Balance			611.00	3121.13	183.63
913	Income in advance				
Opening Balance					1389.33
30/06/2020	Jnl	5		1389.33	0.00
	profit on disposal of investments during the year				
Closing Balance			0.00	1389.33	0.00
944	Provision for deferred tax liability				
Opening Balance					(3391.65)
30/06/2020	Jnl	10	10933.20		7541.55
	tax expense for the year				
Closing Balance			10933.20	0.00	7541.55
999	Jobstream Selection Account				

Client Code: RMT102
From First to Last by Account
From 01/07/2019 To 30/06/2020

Date	Type Gp	Ref.	Debit	Credit	Balance
99901	Jobstream Selection Account				
Opening Balance					22.00
Closing Balance			0.00	0.00	22.00
99999	Clearing balance				
Opening Balance					(22.00)
Closing Balance			0.00	0.00	(22.00)
	Debits			635612.68	
	Credits			635612.68	
	No. of Accounts			57.00	
	No. of Entries			129.00	

Client Code: RMT102

Date	Type	Grp	Ref	Account	Description	Amount	Bal2	Narration
01/07/2019	Jnl			55002	Profit Earned This Year	723.59	-	Year end balance forward : Profit distribution
01/07/2019	Jnl			55001	Unallocated Benefits Brought Forward	(723.59)	-	Year end balance forward
01/07/2019	Jnl			55003	Distribution to Members	(723.59)	-	Year end balance forward
01/07/2019	Jnl			55001	Unallocated Benefits Brought Forward	723.59	-	Year end balance forward
01/07/2019	Jnl			55102	Allocated profits	356.89	-	Year end balance forward
01/07/2019	Jnl			55101	Balance at beginning of year	(356.89)	-	Year end balance forward
01/07/2019	Jnl			55105	Income tax expense on earnings	1711.95	-	Year end balance forward
01/07/2019	Jnl			55101	Balance at beginning of year	(1711.95)	-	Year end balance forward
01/07/2019	Jnl			55107	Contributions from employer	20000.00	-	Year end balance forward
01/07/2019	Jnl			55101	Balance at beginning of year	(20000.00)	-	Year end balance forward
01/07/2019	Jnl			55110	Income tax expense on contributions	(1076.57)	-	Year end balance forward
01/07/2019	Jnl			55101	Balance at beginning of year	1076.57	-	Year end balance forward
01/07/2019	Jnl			55112	Insurance premiums paid	(12822.87)	-	Year end balance forward
01/07/2019	Jnl			55101	Balance at beginning of year	12822.87	-	Year end balance forward
01/07/2019	Jnl			55202	Allocated earnings	366.70	-	Year end balance forward
01/07/2019	Jnl			55201	Balance at Beginning of Year	(366.70)	-	Year end balance forward
01/07/2019	Jnl			55205	Income tax expense on earnings	1759.01	-	Year end balance forward
01/07/2019	Jnl			55201	Balance at Beginning of Year	(1759.01)	-	Year end balance forward
01/07/2019	Jnl			55207	Contributions from employer	10000.00	-	Year end balance forward
01/07/2019	Jnl			55201	Balance at Beginning of Year	(10000.00)	-	Year end balance forward
01/07/2019	Jnl			55210	Income tax expense on contributions	(1359.18)	-	Year end balance forward
01/07/2019	Jnl			55201	Balance at Beginning of Year	1359.18	-	Year end balance forward

Client Code: RMT102

Date	Type	Grp	Ref	Account	Description	Amount	Bal2	Narration
01/07/2019	Jnl			55212	Insurance Premiums Paid	(938.77)	-	Year end balance forward
01/07/2019	Jnl			55201	Balance at Beginning of Year	938.77	-	Year end balance forward
30/06/2020	Jnl	1		680	Cash at bank	(90806.99)	-	mbl cash receipts & pmts for the year
30/06/2020	Jnl	1		19901	Macquarie CMT	(337.81)	-	mbl cash receipts & pmts for the year
30/06/2020	Jnl	1		55107	Contributions from employer	(5518.58)	-	mbl cash receipts & pmts for the year
30/06/2020	Jnl	1		55111	Superannuation surcharge payments	3000.00	-	mbl cash receipts & pmts for the year
30/06/2020	Jnl	1		55211	Superannuation surcharge payments	1500.00	-	mbl cash receipts & pmts for the year
30/06/2020	Jnl	1		19712	ING emerging companies trust	(17.54)	-	mbl cash receipts & pmts for the year
30/06/2020	Jnl	1		79912	ING emerging companies trust	(25416.88)	-	mbl cash receipts & pmts for the year
30/06/2020	Jnl	1		681	Netwealth portfolio account	74000.00	-	mbl cash receipts & pmts for the year
30/06/2020	Jnl	1		55212	Insurance Premiums Paid	1086.55	-	mbl cash receipts & pmts for the year
30/06/2020	Jnl	1		198	Dividends received	(4821.60)	-	mbl cash receipts & pmts for the year
30/06/2020	Jnl	1		681	Netwealth portfolio account	50000.00	-	mbl cash receipts & pmts for the year
30/06/2020	Jnl	1		301	Administration Costs	275.00	-	mbl cash receipts & pmts for the year
30/06/2020	Jnl	1		364	Filing fees	259.00	-	mbl cash receipts & pmts for the year
30/06/2020	Jnl	1		904	Provision for income tax	(3000.76)	-	mbl cash receipts & pmts for the year
30/06/2020	Jnl	1		20433	Managed funds	(19.61)	-	mbl cash receipts & pmts for the year

Client Code: RMT102

Date	Type	Grp	Ref	Account	Description	Amount	Bal2	Narration
30/06/2020	Jnl		1	904	Provision for income tax	304.00	-	mbl cash receipts & pmts for the year
30/06/2020	Jnl		1	198	Dividends received	(156.00)	-	mbl cash receipts & pmts for the year
30/06/2020	Jnl		1	198	Dividends received	(186.39)	-	mbl cash receipts & pmts for the year
30/06/2020	Jnl		1	55111	Superannuation surcharge payments	3000.00	-	mbl cash receipts & pmts for the year
30/06/2020	Jnl		1	55211	Superannuation surcharge payments	1500.00	-	mbl cash receipts & pmts for the year
30/06/2020	Jnl		1	904	Provision for income tax	307.00	-	mbl cash receipts & pmts for the year
30/06/2020	Jnl		1	198	Dividends received	(4531.20)	-	mbl cash receipts & pmts for the year
30/06/2020	Jnl		1	19702	APN property for income fund	(361.84)	-	mbl cash receipts & pmts for the year
30/06/2020	Jnl		1	19707	Colonial property securities fund	(46.99)	-	mbl cash receipts & pmts for the year
30/06/2020	Jnl		1	19715	Perpetual industrial share fund	(9.36)	-	mbl cash receipts & pmts for the year
30/06/2020	Jnl		2	79103	Colonial future leaders fund	68.54	-	income reinvested during the year
30/06/2020	Jnl		2	19703	Colonial future leaders fund	(68.54)	-	income reinvested during the year
30/06/2020	Jnl		2	79912	ING emerging companies trust	103.89	-	income reinvested during the year
30/06/2020	Jnl		2	19712	ING emerging companies trust	(103.89)	-	income reinvested during the year
30/06/2020	Jnl		3	55112	Insurance premiums paid	14481.42	-	mnt life ins premium paid via emp cont
30/06/2020	Jnl		3	55107	Contributions from			

Client Code: RMT102

Date	Type	Grp	Ref	Account	Description	Amount	Bal2	Narration
30/06/2020	Jnl		4	79510	employer	(14481.42)	-	rmt life ins premium paid via emp cont
30/06/2020	Jnl		4	55207	ANZ Bank Ltd Contributions from employer	10000.00	-	tt anz in specie cont
30/06/2020	Jnl		5	79912	ING emerging companies trust	(10000.00)	-	tt anz in specie cont
30/06/2020	Jnl		5	913	Income in advance	851.50	-	profit on disposal of investments during the year
30/06/2020	Jnl		5	20433	Managed funds	(1389.33)	-	profit on disposal of investments during the year
30/06/2020	Jnl		5	681	Netwealth portfolio account	537.83	-	profit on disposal of investments during the year
30/06/2020	Jnl		5	79508	Colonial geared share fund	(110369.27)	-	netwealth cash receipts & pmts for the year
30/06/2020	Jnl		5	79915	Perpetual industrial share fund	(20300.00)	-	netwealth cash receipts & pmts for the year
30/06/2020	Jnl		5	79910	Perpetual international fund	(10109.80)	-	netwealth cash receipts & pmts for the year
30/06/2020	Jnl		5	79550	Telstra Ltd	(4200.00)	-	netwealth cash receipts & pmts for the year
30/06/2020	Jnl		5	79560	Woolworths Ltd	(7575.75)	-	netwealth cash receipts & pmts for the year
30/06/2020	Jnl		5	79150	Pengana emerging companies fund	(12841.32)	-	netwealth cash receipts & pmts for the year
30/06/2020	Jnl		5	79610	Arrowstreetglobal equity fund (hedged)	15000.00	-	netwealth cash receipts & pmts for the year
30/06/2020	Jnl		5	79550	Teistra Ltd	25000.00	-	netwealth cash receipts & pmts for the year
30/06/2020	Jnl		5	79560	Woolworths Ltd	18.50	-	netwealth cash receipts & pmts for the year
30/06/2020	Jnl		5	79060	SGH property income fund	18.50	-	netwealth cash receipts & pmts for the year
30/06/2020	Jnl		5	78950	Principal global credit opportunities	25000.00	-	netwealth cash receipts & pmts for the year

Client Code: RMT102

Date	Type	Grp	Ref	Account	Description	Amount	Bal2	Narration
30/06/2020	Jnl	5	5	79080	fund	9000.00	-	netwealth cash receipts & pmts for the year
30/06/2020	Jnl	5	5	79110	Zurich property securities fund	25000.00	-	netwealth cash receipts & pmts for the year
30/06/2020	Jnl	5	5	79110	Aberdeen small companies fund	12500.00	-	netwealth cash receipts & pmts for the year
30/06/2020	Jnl	5	5	79640	Magellan high conviction fund	20000.00	-	netwealth cash receipts & pmts for the year
30/06/2020	Jnl	5	5	79150	Pengana emerging companies fund	9000.00	-	netwealth cash receipts & pmts for the year
30/06/2020	Jnl	5	5	79110	Aberdeen small companies fund	12500.00	-	netwealth cash receipts & pmts for the year
30/06/2020	Jnl	5	5	79640	Magellan high conviction fund	17000.00	-	netwealth cash receipts & pmts for the year
30/06/2020	Jnl	5	5	79103	Colonial future leaders fund	(9000.00)	-	netwealth cash receipts & pmts for the year
30/06/2020	Jnl	5	5	79910	Perpetual international fund	(10647.89)	-	netwealth cash receipts & pmts for the year
30/06/2020	Jnl	5	5	79680	BBUS equities strong bear hedge	3300.00	-	netwealth cash receipts & pmts for the year
30/06/2020	Jnl	5	5	79680	BBUS equities strong bear hedge	3170.00	-	netwealth cash receipts & pmts for the year
30/06/2020	Jnl	5	5	79670	Walter Scott global equity fund (hedged)	10000.00	-	netwealth cash receipts & pmts for the year
30/06/2020	Jnl	5	5	79150	Pengana emerging companies fund	9000.00	-	netwealth cash receipts & pmts for the year
30/06/2020	Jnl	5	5	79680	BBUS equities strong bear hedge	37.00	-	netwealth cash receipts & pmts for the year
30/06/2020	Jnl	5	5	19902	Netwealth managed portfolio	(25.60)	-	netwealth cash receipts & pmts for the year

Client Code: RMT102

Date	Type	Grp	Ref	Account	Description	Amount	Bal2	Narration
30/06/2020	Jnl	5	5	19720	Netwealth managed portfolio	(11683.65)	-	for the year
30/06/2020	Jnl	5	5	19902	Netwealth managed portfolio	(13.12)	-	netwealth cash receipts & pmts for the year
30/06/2020	Jnl	5	5	344	Adviser fees	1228.14	-	netwealth cash receipts & pmts for the year
30/06/2020	Jnl	5	5	19902	Netwealth managed portfolio	(5.74)	-	netwealth cash receipts & pmts for the year
30/06/2020	Jnl	6	6	79007	Colonial property securities fund	2648.26	-	income reinvested during the year
30/06/2020	Jnl	6	6	19902	Netwealth managed portfolio	(2648.26)	-	income reinvested during the year
30/06/2020	Jnl	7	7	79103	Colonial future leaders fund	(4637.72)	-	profit on disposal of investments during the year
30/06/2020	Jnl	7	7	79508	Colonial geared share fund	2570.65	-	profit on disposal of investments during the year
30/06/2020	Jnl	7	7	79910	Perpetual international fund	2331.90	-	profit on disposal of investments during the year
30/06/2020	Jnl	7	7	79915	Perpetual industrial share fund	109.80	-	profit on disposal of investments during the year
30/06/2020	Jnl	7	7	79550	Telstra Ltd	(2492.75)	-	profit on disposal of investments during the year
30/06/2020	Jnl	7	7	79560	Woolworths Ltd	1247.82	-	profit on disposal of investments during the year
30/06/2020	Jnl	7	7	20433	Managed funds	870.30	-	profit on disposal of investments during the year
30/06/2020	Jnl	8	8	79110	Aberdeen small companies fund	(3340.22)	-	revaluation of investments to market value at year end
30/06/2020	Jnl	8	8	79002	APN property for income fund	(4950.22)	-	revaluation of investments to market value at year end
30/06/2020	Jnl	8	8	79610	Arrowstreetglobal			

Client Code: RMT102

Date	Type	Grp	Ref	Account	Description	Amount	Bal2	Narration
30/06/2020	Jnl	8	8	79510	equity fund (hedged)	(2964.99)	-	revaluation of investments to market value at year end
30/06/2020	Jnl	8	8	79680	ANZ Bank Ltd	(55376.32)	-	revaluation of investments to market value at year end
30/06/2020	Jnl	8	8	79680	BBUS equities strong bear hedge	(987.00)	-	revaluation of investments to market value at year end
30/06/2020	Jnl	8	8	79007	Colonial property securities fund	(5518.69)	-	revaluation of investments to market value at year end
30/06/2020	Jnl	8	8	79103	Colonial future leaders fund	(264.39)	-	revaluation of investments to market value at year end
30/06/2020	Jnl	8	8	79508	Colonial geared share fund	(10071.62)	-	revaluation of investments to market value at year end
30/06/2020	Jnl	8	8	79640	Magellan high conviction fund	(4559.25)	-	revaluation of investments to market value at year end
30/06/2020	Jnl	8	8	79150	Pengana emerging companies fund	(3647.23)	-	revaluation of investments to market value at year end
30/06/2020	Jnl	8	8	78950	Principal global credit opportunities fund	(58.02)	-	revaluation of investments to market value at year end
30/06/2020	Jnl	8	8	79060	SGH property income fund	(8229.73)	-	revaluation of investments to market value at year end
30/06/2020	Jnl	8	8	79670	Walter Scott global equity fund (hedged)	(346.03)	-	revaluation of investments to market value at year end
30/06/2020	Jnl	8	8	79080	Zurich property securities fund	(7412.91)	-	revaluation of investments to market value at year end
30/06/2020	Jnl	8	8	79550	Telstra Ltd	2542.00	-	revaluation of investments to market value at year end
30/06/2020	Jnl	8	8	79560	Woolworths Ltd	709.00	-	revaluation of investments to market value at year end
30/06/2020	Jnl	8	8	79910	Perpetual international fund	(2901.99)	-	revaluation of investments to market value at year end
30/06/2020	Jnl	8	8	79912	ING emerging		-	revaluation of investments to market value at year end

Client Code: RMT102

Date	Type	Grp	Ref	Account	Description	Amount	Bal12	Narration
30/06/2020	Jnl		8	79915	companies trust	(3521.61)	-	revaluation of investments to market value at year end
30/06/2020	Jnl		8	20403	Perpetual industrial share fund	332.62	-	revaluation of investments to market value at year end
30/06/2020	Jnl		9	55003	Managed funds	110566.60	-	revaluation of investments to market value at year end
30/06/2020	Jnl		9	55102	Distribution to Members	(88699.73)	-	allocation of net earnings to members for the year
30/06/2020	Jnl		9	55202	Allocated profits	43619.47	-	allocation of net earnings to members for the year
30/06/2020	Jnl		10	944	Allocated earnings	45080.26	-	allocation of net earnings to members for the year
30/06/2020	Jnl		10	55110	Provision for deferred tax liability	10933.20	-	tax expense for the year
30/06/2020	Jnl		10	55210	Income tax expense on contributions	827.79	-	tax expense for the year
30/06/2020	Jnl		10	55105	Income tax expense on contributions	1337.02	-	tax expense for the year
30/06/2020	Jnl		10	55205	Income tax expense on earnings	(6381.95)	-	tax expense for the year
30/06/2020	Jnl		10	904	Income tax expense on earnings	(6595.68)	-	tax expense for the year
30/06/2020	Jnl		10	55101	Provision for income tax	(120.37)	-	tax expense for the year
30/06/2020	Jnl		10	55101	Balance at beginning of year	(0.01)	-	tax expense for the year

Debits: 635612.68
Credits: (635612.68)
Total: -

No. Trans: 129

LUCKY DAY SUPERANNUATION FUND
MEMBERS ACCOUNTS
AS AT 30 JUNE 2020

MEMBER	ROBERT MARK TAYLOR	TINA TAYLOR	TOTAL
OPENING BALANCE	238,914.99	246,916.06	485,831.05
EMPLOYER CONTRIBUTIONS	20,000.00	10,000.00	30,000.00
MEMBER CONTRIBUTIONS	0.00	0.00	0.00
TAX APPLICABLE TO CONTRIBUTIONS	-827.79	-1,337.02	-2,164.80
SURCHARGE ON CONTRIBUTIONS	-6,000.00	-3,000.00	-9,000.00
BENEFITS TRANSFERRED IN	0.00	0.00	0.00
SHARE OF PROFIT	-43,619.47	-45,080.26	-88,699.73
TAX APPLICABLE TO PROFIT	6,381.95	6,595.68	12,977.64
INSURANCE PREMIUMS PAID	-14,481.42	-1,086.55	-15,567.97
BENEFITS PAID OUT	0.00	0.00	0.00
TOTAL MEMBERS ACCOUNT	200,368.26	213,007.92	413,376.18
REPRESENTED BY			
TAX FREE COMPONENT			
CONTRIBUTIONS SEGMENT	0.00	0.00	0.00
CRYSTALLISED SEGMENT	0.00	1,155.29	1,155.29
TAXABLE COMPONENT			
TAXED ELEMENT	200,368.26	211,852.63	412,220.89
UNTAXED ELEMENT (INSURANCE COMPONE	3,540,703.91	897,928.14	4,438,632.05
TOTAL MEMBERS BENEFIT	3,741,072.17	1,110,936.06	4,852,008.23
ELIGIBLE SERVICE PERIOD			
DATE OF BIRTH	28/06/1969	11/12/1971	
AGE - 30 JUNE 2020	51	48	
PERIOD START DATE	01-May-92	04-Jan-93	
PRE JUNE 1983 DAYS	0	0	
POST JUNE 1983 DAYS	10,287	10,039	
TOTAL SERVICE DAYS - 30/06/20	10,287	10,039	
MEMBERS RBL LIMIT - LUMP SUM	648,946.00	648,946.00	
EXCESS BENEFITS	0.00	0.00	
MEMBERS RBL LIMIT - PENSION	1,297,886.00	1,297,886.00	
EXCESS BENEFITS	0.00	0.00	

KEY NOTES & FORMULAS

CONTRIBUTIONS SEGMENT			
OPENING BALANCE - 01/07/2019	0.00		0.00
EXTERNAL FUND TRANSFERS	0.00		0.00
MEMBERS CONTRIBUTIONS	0.00		0.00
LESS: BENEFITS PAID/ TRANSFERS OUT	0.00		0.00
	0.00		0.00
CRYSTALLISED SEGMENT			
UNDEDUCTED CONTRIBUTIONS - PRE 1/7/07	0.00		1,155.29
PRE JULY 1983 COMPONENT - PRE 1/7/07	0.00		0.00
EXTERNAL FUND TRANSFERS	0.00		0.00
CGT EXEMPT COMPONENT	0.00		0.00
CONCESSIONAL COMPONENT	0.00		0.00
POST JUNE 1994 INVALIDITY COMPONENT	0.00		0.00
LESS: BENEFITS PAID/ TRANSFERS OUT	0.00		0.00
	0.00		1,155.29
TAXABLE COMPONENT (TAXED ELEMENT)			
MEMBERS ACCOUNT BALANCE - 30/06/20	200,368.26		213,007.92
LESS: CONTRIBUTIONS SEGMENT	0.00		0.00
LESS: CRYSTALLISED SEGMENT	0.00		-1,155.29
	200,368.26		211,852.63

NOTES

The following link should be used to verify the calculation of the crystallised segment as at 30 June 2007
<http://calculators.ato.gov.au/scripts/axos/axos.asp?CONTEXT=&KBS=SCC.xr4&go=ok>

LUCKY DAY SUPERANNUATION FUND
MEMBERS ACCOUNTS
AS AT 30 JUNE 2020

EARNINGS RATE	2020	2019	2018	2017	2016	2015	2014
OPENING BALANCE OF FUND	485,831.05	467,833.89	399,637.50	347,128.73	345,479.52	318,763.28	246,766.94
NET FUND EARNINGS							
EARNINGS FOR YEAR	-88,699.73	723.59	51,847.58	37,903.38	-22,626.88	13,274.75	36,003.89
TAX APPLICABLE TO EARNINGS	12,977.64	3,470.96	440.66	-43.48	6,241.16	3,787.15	-145.46
NET FUND EARNINGS	-75,722.09	4,194.55	52,288.24	37,859.90	-16,385.72	17,061.90	35,858.43
AVERAGE EARNING RATE	-15.59%	0.90%	13.08%	10.91%	-4.74%	5.35%	14.53%
AVERAGE 5 YEAR RATE	0.91%	5.10%	7.83%	9.92%	8.11%	10.48%	12.87%

TAL

Superannuation

Annual Statement

1 July 2019 to 30 June 2020

Life Insured	: Robert Mark Taylor	Commencement date	: 07/05/2008
Policy number	: 3419273		
Adviser	: Lowe Financial - M. Taylor		
Adviser number	: 14601		
Policy Owner	: Lucky Day Superannuation Fund		
Issuer	: TAL Life Limited		
AFSL	: 237848	ABN	: 70 050 109 450

Insurance Benefits as at 30 June 2020

Robert Mark Taylor's Benefits	\$
Death Sum Insured	3540703.91

Summary

	\$
Withdrawal Value as at 01/07/2019	0.00
Total Premiums and Rollovers	14481.42
Total Insurance Premiums	(14481.42)
Withdrawal Value as at 30/06/2020	0.00
Total Policy Fees (included in total insurance premiums paid)	95.55

TAL Life Limited

ABN 70 050 109 450 | AFSL 237848
GPO Box 5380, Sydney NSW 2001
Level 16, 363 George Street
Sydney NSW 2000

Customer Service
P 1300 209 088
F 1300 351 133
E customerservice@tal.com.au

W tal.com.au

Superannuation

Annual Statement

Life Insured : Robert Mark Taylor

Policy number : 3419273

Transaction listing

Date	Transaction	Amount \$
14/05/2020	Premium	14481.42
14/05/2020	Insurance Premium	(14481.42)

TAL

Superannuation

Annual Statement

1 July 2019 to 30 June 2020

Life Insured	: Tina Taylor	Commencement date	: 31/01/2008
Policy number	: 3419266		
Adviser	: Lowe Financial - M. Taylor		
Adviser number	: 14601		
Policy Owner	: Lucky Day Superannuation Fund		
Issuer	: TAL Life Limited		
AFSL	: 237848	ABN	: 70 050 109 450

Insurance Benefits as at 30 June 2020

Tina Taylor's Benefits	\$
Death Sum Insured	897928.14

Summary

	\$
Withdrawal Value as at 01/07/2019	0.00
Total Premiums and Rollovers	1086.55
Total Insurance Premiums	(1086.55)
Withdrawal Value as at 30/06/2020	0.00
Total Policy Fees (included in total insurance premiums paid)	95.55

TAL Life Limited

ABN 70 050 109 450 | AFSL 237848
GPO Box 5380, Sydney NSW 2001
Level 16, 363 George Street
Sydney NSW 2000

Customer Service
P 1300 209 088
F 1300 351 133
E customerservice@tal.com.au

W tal.com.au

Superannuation

Annual Statement

Life Insured : Tina Taylor

Policy number : 3419266

Transaction listing

Date	Transaction	Amount \$
20/01/2020	Premium	1086.55
20/01/2020	Insurance Premium	(1086.55)

LUCKY DAY SUPER FUND
 INCOME TAX EXPENSE CALCULATION WORKSHEET
 FOR THE PERIOD ENDED 30 JUNE 2020

DESCRIPTION	INCOME TAX EXPENSE		PROVISION FOR TAX	FUTURE INCOME TAX BENEFIT		PROVISION FOR DEFERRED TAX		
	EXPENSE			OPENING BALANCE	MOVEMENT	OPENING BALANCE	MOVEMENT	CLOSING BALANCE
ACCRUED BENEFITS FROM OPERATIONS	-74,268.00		74,268.00					
PERMANENT DIFFERENCES								
PENALTIES & FINES	0.00		0.00					
IMPUTATION CREDITS	4,989.00		-4,989.00					
FOREIGN TAX CREDITS	197.00		-197.00					
WITHHOLDING TAX	0.00		0.00					
NON ASSESSABLE PORTION OF TRUST DISTRIBUTIONS	0.00		0.00					
NON ASSESSABLE TRUST								
CAPITAL GAINS	-6,029.00		6,029.00					
NON ASSESSABLE PORTION OF REALISED CAPITAL GAINS	1,153.00		-1,153.00					
MEMBER CONTRIBUTIONS	0.00		0.00					
1/3 DISCOUNT ON UNREALISED CAPITAL GAINS	36,444.00		-36,444.00					
TIMING DIFFERENCES								
TAX DEFERRED TRUST DIST			1,235.00					
UNREALISED CAPITAL GAINS			-110,567.00			-22,611.00	72,888.00	50,277.00
CAPITAL LOSSES								
OPENING BALANCE			0.00			0.00	0.00	0.00
CLOSING BALANCE								
less PERMANENT DIFFERENCE DISC ON UNREALISED CAP GAINS			36,444.00					
TOTAL ASSESSABLE INCOME	-37,514.00		-35,374.00	0.00	0.00	-22,611.00	72,888.00	50,277.00
TAX PAYABLE AT 15%	-5,627.10		-5,306.10	0.00	0.00	-3,391.65	10,933.20	7,541.55
IMPUTATION CREDITS	-4,988.82		4,988.82					
FOREIGN TAX CREDITS	-196.91		196.91					
TFN TAX	0.00		0.00					
TOTAL TAX PAYABLE	-10,812.83		-120.37	0.00	0.00	-3,391.65	10,933.20	7,541.55

MANAGED FUND TAX ADJUSTMENTS	IMPUTATION CREDITS	FOREIGN TAX CREDITS	TAX FREE INCOME	TAX DEF INCOME	DISCOUNT CAP GAINS	TFN TAX
B/FWD PREVIOUS YEAR	0.00	0.00	0.00	0.00	0.00	0.00
ADVANCE MANAGED FUNDS	0.00	0.00	0.00	0.00	0.00	0.00
APN MANAGED FUNDS	4.83	0.68	0.00	208.11	0.00	0.00
NETWEALTH MANAGED PORTFOLIO	1,308.97	184.08	0.00	1,182.35	6,028.96	0.00
COLONIAL MANAGED FUNDS - NO 1	0.40	0.02	0.00	36.63	0.00	0.00
COLONIAL MANAGED FUNDS - NO 2	48.21	3.07	0.00	41.94	0.00	0.00
ING MANAGED FUNDS	80.23	6.88	0.00	1.47	0.00	0.00
PERPETUAL FUNDS MANAGEMENT	11.02	2.18	0.00	0.00	0.00	0.00
DIRECT EQUITIES	3,535.16	0.00	0.00	0.00	0.00	0.00
C/FWD END OF YEAR	0.00	0.00	0.00	0.00	0.00	0.00
TOTALS	4,988.82	196.91	0.00	1,470.50	6,028.96	0.00

DEFERRED TAX LIABILITY PROOF

ASSETS - MARKET VALUE @ 30/06/2020

DIRECT EQUITIES	0.00
UNLISTED TRUSTS	0.00
MANAGED FUNDS	376,622.30
TOTAL ASSETS - MARKET VALUE	376,622.30

ASSETS - COST

DIRECT EQUITIES	175,603.00
UNLISTED TRUSTS	0.00
MANAGED FUNDS	281,715.10
TOTAL ASSETS - COST	457,318.10

NET INCREMENT TO 30/06/2020

-80,695.80

TAX DEFERRED INCOME C/FWD

TOTAL

	YEAR PRE 2017	YEAR 2017	YEAR 2018	YEAR 2019	YEAR 2020	REDEEMED	TOTAL
--	------------------	--------------	--------------	--------------	--------------	----------	-------

ADVANCE MANAGED FUNDS

0.00

APN MANAGED FUNDS

1,793.41

NETWEALTH MANAGED PORTFOLIO

1,182.35

COLONIAL MANAGED FUNDS - NO 1

2,067.25

COLONIAL MANAGED FUNDS - NO 2

194.84

ING MANAGED FUNDS

-0.00

PERPETUAL FUNDS MANAGEMENT

43.12

DIRECT EQUITIES

0.00

TOTALS

5,280.97

TOTAL UNREALISED INCOME

-75,414.83

CGT CONCESSION APPLIED - 1/3

-25,138.28

TOTAL UNREALISED TAXABLE INCOME

-50,276.55

TAX RATE APPLIED - 15%

-7,541.48

DIFFERENCE

0.07



Australian Government
Australian Taxation Office

Agent STIRLING WARTON TAYLOR PTY LIMITED

Client LUCKY DAY SUPERANNUATION FUND

ABN 89 369 328 769

TFN 771 555 834

Income tax 551

Date generated	21/12/2020
Overdue	\$0.00
Not yet due	\$0.00
Balance	\$0.00

Transactions

2 results found - from **01 July 2019** to **21 December 2020** sorted by **processed date** ordered **newest to oldest**

Processed date	Effective date	Description	Debit (DR)	Credit (CR)	Balance
1 Nov 2019	6 Nov 2019	EFT refund for Income Tax for the period from 01 Jul 18 to 30 Jun 19	\$2,741.76		\$0.00
1 Nov 2019	1 Nov 2019	Tax return Self Man Superfund - Income Tax for the period from 01 Jul 18 to 30 Jun 19		\$2,741.76	\$2,741.76 CR



Australian Government
Australian Taxation Office

Agent STIRLING WARTON TAYLOR PTY
LIMITED

Client LUCKY DAY SUPERANNUATION
FUND

ABN 89 369 328 769

TFN 771 555 834

Activity statement 001

Date generated	21/12/2020
Overdue	\$0.00
Not yet due	\$0.00
Balance	\$0.00

Transactions

5 results found - from **01 July 2019** to **21 December 2020** sorted by **processed date** ordered **newest to oldest**

Processed date	Effective date	Description	Debit (DR)	Credit (CR)	Balance
3 Nov 2019	28 Oct 2019	Original Activity Statement for the period ending 30 Sep 19 - PAYG Instalments	\$304.00		\$0.00
21 Oct 2019	21 Oct 2019	Payment		\$304.00	\$304.00 CR
4 Aug 2019	29 Jul 2019	Original Activity Statement for the period ending 30 Jun 19 - PAYG Instalments	\$307.00		\$0.00
29 Jul 2019	29 Jul 2019	Payment		\$307.00	\$307.00 CR
27 Jul 2019	1 Jul 2019	General interest charge			\$0.00



Australian Government
Australian Taxation Office

PAYG Instalments report 2020

Tax Agent 72517001
Last Updated 12/12/2020

TFN	Client Name	Quarter 1 (\$)	Quarter 2 (\$)	Quarter 3 (\$)	Quarter 4 (\$)	Total Instalment (\$)
771555834	LUCKY DAY SUPERANNUATION FUND	304.00	Not Applicable	Not Applicable	Not Applicable	304.00

Total No of Clients: 1



Macquarie Cash Management Account

MACQUARIE BANK LIMITED
ABN 46 008 583 542 AFSL 237502

enquiries 1800 806 310
transact@macquarie.com
www.macquarie.com.au

GPO Box 2520
Sydney, NSW 2001

1 Shelley Street
Sydney, NSW 2000



016 47382

LUCKY DAY PTY LTD
GPO BOX 7019
SYDNEY NSW 2001

account balance **\$15,397.96**
as at 30 Jun 20

account name LUCKY DAY PTY LTD ATF
LUCKY DAY SUPERANNUATION FUND
account no. 119950905

transaction	description	debits	credits	balance
31.05.20	OPENING BALANCE			15,397.36
30.06.20	Interest		0.60	15,397.96
	CLOSING BALANCE AS AT 30 JUN 20	0.00	0.60	15,397.96

* Stepped interest rates for the period 1 June to 30 June: balances \$0.00 to \$4,999.99 earned 0.05% balances \$5,000.00 and above earned 0.05%pa (30 days)

annual interest summary 2019/2020

INTEREST PAID	337.81
TOTAL INCOME PAID	337.81

how to make a transaction

online
Log in to www.macquarie.com.au/personal

by phone
Call 133 275 to make a phone transaction

transfers from another bank account
Transfer funds from another bank to this account:
BSB 182 222
ACCOUNT NO. 119950905

deposits using BPay
From another bank



Billers code: 20206
Ref: 119 950 905

continued on next



MACQUARIE

Macquarie Cash Management Account

MACQUARIE BANK LIMITED
ABN 46 008 583 542 AFSL 237502enquiries 1800 806 310
transact@macquarie.com
www.macquarie.com.auGPO Box 2520
Sydney, NSW 2001

016 23438

LUCKY DAY PTY LTD
GPO BOX 7019
SYDNEY NSW 20011 Shelley Street
Sydney, NSW 2000account balance **\$15,397.36**
as at 31 May 20account name LUCKY DAY PTY LTD ATF
LUCKY DAY SUPERANNUATION FUND
account no. 119950905

transaction	description	debits	credits	balance
30.04.20	OPENING BALANCE			14,378.15
18.05.20	Deposit swl rmt super		5,518.58	19,896.73
19.05.20	Cheque CHEQUE WITHDRAWAL 000138	1,500.00		18,396.73
19.05.20	Cheque CHEQUE WITHDRAWAL 000137	3,000.00		15,396.73
29.05.20	Interest MACQUARIE CMA INTEREST PAID*		0.63	15,397.36
	CLOSING BALANCE AS AT 31 MAY 20	4,500.00	5,519.21	15,397.36

* Stepped interest rates for the period 1 May to 31 May: balances \$0.00 to \$4,999.99 earned 0.05% balances \$5,000.00 and above earned 0.05%pa (31 days)

how to make a transaction

online

Log in to www.macquarie.com.au/personal

by phone

Call 133 275 to make a phone transaction

transfers from another bank account

Transfer funds from another bank to this account:

BSB 182 222

ACCOUNT NO. 119950905

deposits using BPay

From another bank



Biller code: 20206

Ref: 119 950 905

continued on next



Macquarie Cash Management Account

MACQUARIE BANK LIMITED
ABN 46 008 583 542 AFSL 237502

enquiries 1800 806 310
transact@macquarie.com
www.macquarie.com.au

GPO Box 2520
Sydney, NSW 2001



LUCKY DAY PTY LTD
GPO BOX 7019
SYDNEY NSW 2001

1 Shelley Street
Sydney, NSW 2000

account balance **\$14,378.15**
as at 30 Apr 20

account name LUCKY DAY PTY LTD ATF
LUCKY DAY SUPERANNUATION FUND
account no. 119950905

transaction	description	debits	credits	balance
31.03.20	OPENING BALANCE			14,377.55
30.04.20	Interest MACQUARIE CMA INTEREST PAID*		0.60	14,378.15
	CLOSING BALANCE AS AT 30 APR 20	0.00	0.60	14,378.15

* Stepped interest rates as at 30 April 2020: balances \$0.00 to \$4,999.99 earned 0.05%; balances \$5,000.00 and above earned 0.05%

how to make a transaction

online
Log in to www.macquarie.com.au/personal

by phone
Call 133 275 to make a phone transaction

transfers from another bank account
Transfer funds from another bank to this account:
BSB 182 222
ACCOUNT NO. 119950905

deposits using BPay
From another bank



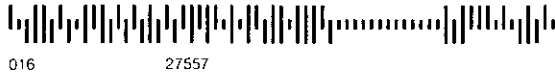
Bill code: 20206
Ref: 119 950 905

continued on next



MACQUARIE

Macquarie Cash Management Account

MACQUARIE BANK LIMITED
ABN 46 008 583 542 AFSL 237502enquiries 1800 806 310
transact@macquarie.com
www.macquarie.com.auGPO Box 2520
Sydney, NSW 2001

016 27557

LUCKY DAY PTY LTD
GPO BOX 7019
SYDNEY NSW 20011 Shelley Street
Sydney, NSW 2000account balance **\$14,377.55**
as at 31 Mar 20account name LUCKY DAY PTY LTD ATF
LUCKY DAY SUPERANNUATION FUND
account no. 119950905

transaction	description	debits	credits	balance
29.02.20	OPENING BALANCE			14,375.28
31.03.20	Interest		2.27	14,377.55
	CLOSING BALANCE AS AT 31 MAR 20	0.00	2.27	14,377.55

* Stepped interest rates as at 31 March 2020: balances \$0.00 to \$4,999.99 earned 0.05%; balances \$5,000.00 and above earned 0.05%

how to make a transaction

online

Log in to www.macquarie.com.au/personal

by phone

Call 133 275 to make a phone transaction

transfers from another bank account

Transfer funds from another bank to this account:
BSB 182 222
ACCOUNT NO. 119950905

deposits using BPay

From another bank

Biller code: 20206
Ref: 119 950 905

continued on next



Macquarie Cash Management Account

MACQUARIE BANK LIMITED
ABN 46 008 583 542 AFSL 237502

enquiries 1800 806 310
transact@macquarie.com
www.macquarie.com.au

GPO Box 2520
Sydney, NSW 2001



LUCKY DAY PTY LTD
GPO BOX 7019
SYDNEY NSW 2001

1 Shelley Street
Sydney, NSW 2000

account balance **\$14,375.28**
as at 29 Feb 20

account name LUCKY DAY PTY LTD ATF
LUCKY DAY SUPERANNUATION FUND
account no. 119950905

transaction	description	debits	credits	balance
31.01.20	OPENING BALANCE			14,371.22
28.02.20	Interest		4.06	14,375.28
	CLOSING BALANCE AS AT 29 FEB 20	0.00	4.06	14,375.28

* Stepped interest rates as at 29 February 2020: balances \$0.00 to \$4,999.99 earned 0.00%; balances \$5,000.00 and above earned 0.55%

how to make a transaction

online
Log in to www.macquarie.com.au/personal

by phone
Call 133 275 to make a phone transaction


transfers from another bank account
Transfer funds from another bank to this account:
BSB 182 222
ACCOUNT NO. 119950905

deposits using BPay
From another bank



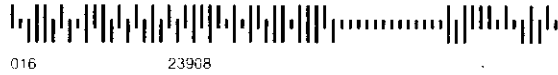
Bill code: 20206
Ref: 119 950 905

continued on next



MACQUARIE

Macquarie Cash Management Account

MACQUARIE BANK LIMITED
ABN 46 008 583 542 AFSL 237502enquiries 1800 806 310
transact@macquarie.com
www.macquarie.com.auGPO Box 2520
Sydney, NSW 2001

016 23908

LUCKY DAY PTY LTD
GPO BOX 7019
SYDNEY NSW 20011 Shelley Street
Sydney, NSW 2000account balance **\$14,371.22**
as at 31 Jan 20account name LUCKY DAY PTY LTD ATF
LUCKY DAY SUPERANNUATION FUND
account no. 119950905

transaction	description	debits	credits	balance
31.12.19	OPENING BALANCE			64,000.06
20.01.20	Cheque CHEQUE WITHDRAWAL 000136	1,086.55		62,913.51
22.01.20	Deposit ONEPATHFM LTD 1163963FREBATE		0.12	62,913.63
22.01.20	Deposit ONEPATHFM LTD 1163963FREBATE		17.42	62,931.05
22.01.20	Deposit ONEPATHFM LTD 1163963 WTHDWL		25,416.88	88,347.93
24.01.20	Direct debit NETWEALTH INVEST CASE1134630	64,000.00		24,347.93
31.01.20	Interest MACQUARIE CMA INTEREST PAID*		23.29	24,371.22
31.01.20	Direct debit NETWEALTH INVEST CASE1137798	10,000.00		14,371.22

how to make a transaction

online

Log in to www.macquarie.com.au/personal

by phone

Call 133 275 to make a phone transaction

transfers from another bank account

Transfer funds from another bank to this account:

BSB 182 222

ACCOUNT NO. 119950905

deposits using BPay

From another bank



Biller code: 20206

Ref: 119 950 905

continued on next



MACQUARIE

Macquarie Cash Management Account

MACQUARIE BANK LIMITED

ABN 46 008 583 542

AFSL 237502

enquiries 1800 806 310
transact@macquarie.com
www.macquarie.com.auGPO Box 2520
Sydney, NSW 2001

016

47565

LUCKY DAY PTY LTD
GPO BOX 7019
SYDNEY NSW 20011 Shelley Street
Sydney, NSW 2000account balance **\$64,000.06**
as at 31 Dec 19account name LUCKY DAY PTY LTD ATF
LUCKY DAY SUPERANNUATION FUND
account no. 119950905

transaction	description	debits	credits	balance
30.11.19	OPENING BALANCE			59,152.08
18.12.19	Deposit ANZ DIVIDEND A068/00458717		4,821.60	63,973.68
31.12.19	Interest MACQUARIE CMA INTEREST PAID*		26.38	64,000.06
	CLOSING BALANCE AS AT 31 DEC 19	0.00	4,847.98	64,000.06

how to make a transaction

online

Log in to www.macquarie.com.au/personal

by phone

Call 133 275 to make a phone transaction

transfers from another bank account

Transfer funds from another bank to this account:

BSB 182 222

ACCOUNT NO. 119950905

deposits using BPay

From another bank



Billers code: 20206

Ref: 119 950 905

continued on next



Macquarie Cash Management Account

MACQUARIE BANK LIMITED
ABN 46 008 583 542 AFSL 237502

enquiries 1800 806 310
fax 1800 550 140
www.macquarie.com.au

GPO Box 2520
Sydney, NSW 2001



016 23698

LUCKY DAY PTY LTD
GPO BOX 7019
SYDNEY NSW 2001

1 Shelley Street
Sydney, NSW 2000

account balance **\$59,152.08**
as at 30 Nov 19

account name LUCKY DAY PTY LTD ATF
LUCKY DAY SUPERANNUATION FUND
account no. 119950905

transaction	description	debits	credits	balance
31.10.19	OPENING BALANCE			106,549.46
06.11.19	Deposit ATO ATO001000012036873		2,741.76	109,291.22
11.11.19	Deposit APNFM LTD CLRACC 10027530 Distribut		90.46	109,381.68
20.11.19	Cheque CHEQUE WITHDRAWAL 000135	275.00		109,106.68
29.11.19	Interest MACQUARIE CMA INTEREST PAID*		45.40	109,152.08
29.11.19	Direct debit NETWEALTH INVEST CASE1099868	50,000.00		59,152.08
	CLOSING BALANCE AS AT 30 NOV 19	50,275.00	2,877.62	59,152.08

* Stepped interest rates as at 30 November 2019: balances \$0.00 to \$4,999.99 earned 0.00%; balances \$5,000.00 and above earned 0.55%

how to make a transaction

online

Log in to www.macquarie.com.au/personal

by phone

Call 133 275 to make a phone transaction

transfers from another bank account

Transfer funds from another bank to this account:
BSB 182 222
ACCOUNT NO. 119950905


deposits using BPay

From another bank



Bill code: 20206
Ref: 119 950 905

continued on next



MACQUARIE

Macquarie Cash Management Account

MACQUARIE BANK LIMITED
ABN 46 008 583 542 AFSL 237502enquiries 1800 806 310
fax 1800 550 140
www.macquarie.com.auGPO Box 2520
Sydney, NSW 2001LUCKY DAY PTY LTD
GPO BOX 7019
SYDNEY NSW 20011 Shelley Street
Sydney, NSW 2000account balance **\$106,549.46**
as at 31 Oct 19account name LUCKY DAY PTY LTD ATF
LUCKY DAY SUPERANNUATION FUND
account no. 119950905

transaction	description	debits	credits	balance
30.09.19	OPENING BALANCE			106,684.47
10.10.19	Deposit APNFM LTD CLRACC 10027530 Distribut		90.46	106,774.93
14.10.19	Deposit PIML UT Distribu AC720025014		9.36	106,784.29
21.10.19	Cheque CHEQUE WITHDRAWAL 000134	304.00		106,480.29
31.10.19	Interest MACQUARIE CMA INTEREST PAID*		49.56	106,529.85
31.10.19	Deposit DEPOSIT		19.61	106,549.46
CLOSING BALANCE AS AT 31 OCT 19		304.00	168.99	106,549.46

* Stepped interest rates as at 31 October 2019: balances \$0.00 to \$4,999.99 earned 0.00%; balances \$5,000.00 and above earned 0.55%

how to make a transaction

online

Log in to www.macquarie.com.au/personal

by phone

Call 133 275 to make a phone transaction

transfers from another bank account


Transfer funds from another bank to this account:
BSB 182 222
ACCOUNT NO. 119950905

deposits using BPay

From another bank

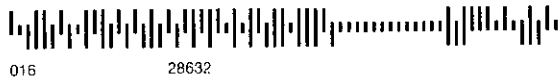
Bill code: 20206
Ref: 119 950 905

continued on next



MACQUARIE

Macquarie Cash Management Account

MACQUARIE BANK LIMITED
ABN 46 008 583 542 AFSL 237502enquiries 1800 806 310
fax 1800 550 140
www.macquarie.com.auGPO Box 2520
Sydney, NSW 2001

016

28632

LUCKY DAY PTY LTD
GPO BOX 7019
SYDNEY NSW 20011 Shelley Street
Sydney, NSW 2000account balance **\$106,684.47**
as at 30 Sep 19account name LUCKY DAY PTY LTD ATF
LUCKY DAY SUPERANNUATION FUND
account no. 119950905

transaction	description	debits	credits	balance
31.08.19	OPENING BALANCE			106,138.02
10.09.19	Deposit APNFM LTD CLRACC 10027530 Distribut		90.46	106,228.48
16.09.19	Deposit Col First State DD001090005154422		46.99	106,275.47
26.09.19	Deposit TLS FNL DIV 001232945392		156.00	106,431.47
30.09.19	Interest MACQUARIE CMA INTEREST PAID*		66.61	106,498.08
30.09.19	Deposit WOW FNL DIV 001233815642		186.39	106,684.47
	CLOSING BALANCE AS AT 30 SEP 19	0.00	546.45	106,684.47

* Stepped interest rates as at 30 September 2019: balances \$0.00 to \$4,999.99 earned 0.00%; balances \$5,000.00 and above earned 0.80%

how to make a transaction

online

Log in to www.macquarie.com.au/personal

by phone

Call 133 275 to make a phone transaction

transfers from another bank account

Transfer funds from another bank to this account:
BSB 182 222
ACCOUNT NO. 119950905

deposits using BPay

From another bank



Billers code: 20206

Ref: 119 950 905

continued on next



Macquarie Cash Management Account

MACQUARIE BANK LIMITED
ABN 46 008 583 542 AFSL 237502

enquiries 1800 806 310
fax 1800 550 140
www.macquarie.com.au

GPO Box 2520
Sydney, NSW 2001



LUCKY DAY PTY LTD
GPO BOX 7019
SYDNEY NSW 2001

1 Shelley Street
Sydney, NSW 2000

account balance **\$106,138.02**
as at 31 Aug 19

account name LUCKY DAY PTY LTD ATF
LUCKY DAY SUPERANNUATION FUND
account no. 119950905

transaction	description	debits	credits	balance
31.07.19	OPENING BALANCE			90,489.32
12.08.19	Deposit APNFM LTD CLRACC 10027530 Distribut		90.46	90,579.78
13.08.19	Cheque CHEQUE WITHDRAWAL 000132	3,000.00		87,579.78
20.08.19	Cheque CHEQUE WITHDRAWAL 000133	1,500.00		86,079.78
28.08.19	Deposit DEPOSIT		20,000.00	106,079.78
30.08.19	Interest MACQUARIE CMA INTEREST PAID*		58.24	106,138.02
	CLOSING BALANCE AS AT 31 AUG 19	4,500.00	20,148.70	106,138.02

* Stepped interest rates as at 31 August 2019: balances \$0.00 to \$4,999.99 earned 0.00%; balances \$5,000.00 and above earned 0.80%

how to make a transaction

online
Log in to www.macquarie.com.au/personal

by phone
Call 133 275 to make a phone transaction

transfers from another bank account
Transfer funds from another bank to this account:
BSB 182 222
ACCOUNT NO. 119950905

deposits using BPay
From another bank



Biller code: 20206
Ref: 119 950 905

continued on next



Macquarie Cash Management Account

MACQUARIE BANK LIMITED
ABN 46 008 583 542 AFSL 237502

enquiries 1800 806 310
fax 1800 550 140
www.macquarie.com.au

GPO Box 2520
Sydney, NSW 2001



016 25372

LUCKY DAY PTY LTD
GPO BOX 7019
SYDNEY NSW 2001

1 Shelley Street
Sydney, NSW 2000

account balance **\$90,489.32**
as at 31 Jul 19

account name LUCKY DAY PTY LTD ATF
LUCKY DAY SUPERANNUATION FUND
account no. 119950905

transaction	description	debits	credits	balance
30.06.19	OPENING BALANCE			81,129.04
01.07.19	Deposit ANZ DIVIDEND A067/00459558		4,531.20	85,660.24
03.07.19	Deposit Col First State DD001090005154422		4,379.51	90,039.75
10.07.19	Deposit APNFM LTD CLRACC 10027530 Distribut		90.46	90,130.21
11.07.19	Deposit PIML UT Distribu AC720025014		605.94	90,736.15
29.07.19	Cheque CHEQUE WITHDRAWAL 000131	307.00		90,429.15
31.07.19	Interest MACQUARIE CMA INTEREST PAID*		60.17	90,489.32

how to make a transaction

online
Log in to www.macquarie.com.au/personal

by phone
Call 133 275 to make a phone transaction

transfers from another bank account
Transfer funds from another bank to this account:
BSB 182 222
ACCOUNT NO. 119950905

deposits using BPay
From another bank



Billers code: 20206
Ref: 119 950 905

continued on next

APN | Property Group

12 August 2020

Lucky Day Pty Ltd
 ATF Lucky Day Superannuation Fund
 c/o Integrity Financial Planners Pty Ltd
 GPO Box 7019
 SYDNEY NSW 2007

Attribution Managed Investment Trust Member Annual Statement for the year ended 30 June 2020

APN Property for Income Fund | (ARSN 090 467 208)

Investor number: 10027530

Part A: Your details

Australian tax file number (TFN)	Provided
Country of tax residency	Australia

Part B: Summary of 2020 tax return (supplementary section) items

Tax return for individuals (supplementary section)

	Tax return	Total amount (\$)
Share of net income from trusts, including unfranked dividends less net capital gains, foreign income and franked distributions	13U	138.6108
Franked distributions from trusts	13C	16.1109
Share of franking credit from franked dividends	13Q	4.8335
Share of credit for tax file number amounts withheld from unit trust distributions	13R	--
Net capital gain	18A	--
Total current year capital gains (grossed up amount)	18H	--
Assessable foreign source income	20E	4.5248
Other net foreign source income	20M	4.5248
Foreign income tax offsets	20O	0.6792

Part C AMMA: Components of an Attribution

Table 1: Australian income

		Attribution (\$)	Tax Paid (\$)
Interest		7.0548	
Dividends – unfranked amount		0.0470	
Other taxable Australian income		131.5093	
Total Non-primary production income	13U	138.6108	
Dividends: Franked amount (grossed up) (Franked distributions)	13C / 13Q	16.1109	4.8335

Table 2: Capital gains

		Attribution (\$)
Capital gains discount - Taxable Australian property		--
Capital gains discount - Non-Taxable Australian property		--
Capital gains other - Taxable Australian property		--
Capital gains other - Non-Taxable Australian property		--
Net capital gain	18A	--
AMIT CGT gross up amount		--
Total capital gains	18H	--

Table 3: Foreign income

		Attribution (\$)	Tax offset (\$)
Other net foreign source income	20M / 20O	4.5248	0.6792
Assessable foreign source income	20E	4.5248	
Total foreign income (C)		4.5248	0.6792

Table 4: Other non-attributable amounts (includes tax-deferred)

	Amount (\$)
Other non-attributable amounts (includes tax-deferred)*	208.1058

Table 5: Cash distribution details

		Amount (\$)
Gross cash distribution		361.8400
TFN amounts withheld	13R	--
Net cash distribution		361.8400

Table 6: Cost base details

	Amount (\$)
AMIT cost base net amount - excess* (reduction in cost base)	(208.1062)
AMIT cost base net amount - shortfall* (increase in cost base)	--

Please retain this statement for income tax purposes. A guide to your 2020 return information is enclosed for your information.

* Tax-free amounts and tax-deferred amounts (including returns of capital) are included in Other non-attributable amounts and reflected in the calculation for AMIT cost base net amount – excess or shortfall shown in Table 6.

APN Property Group Limited
ABN 90 109 045 038

Level 30, 101 Collins Street
Melbourne, Victoria 3000 Australia

Responsible Entity:
APN Funds Management Limited
ABN 60 000 674 479 ARSN No 237500

T +61 (0) 3 8655 1000
F +61 (0) 3 8655 1010
Investor Services 1800 996 456
Adviser Services 1300 027 636
W www.apngroup.com.au
E apnpg@apngroup.com.au

Correspondence to:
PO Box 18011
Melbourne Collins Street East
Victoria 3003

APN | Property Group

26 November 2019

Lucky Day Pty Ltd
ATF Lucky Day Superannuation Fund
c/o Integrity Financial Planners Pty Ltd
GPO Box 7019
SYDNEY NSW 2007

Transaction Statement

APN Property for Income Fund | Investor number 10027530
ARSN 090 467 208

Dear Investor

Thank you for your transaction request in the APN Property for Income Fund. Details of your transaction received are set out below:

Date	Type	Amount	Price	Units	Unit Balance
25 Nov 19	Transfer Out	\$22,103.25	\$2.5451	8,684.63	0.00
To: <i>Netwealth Investments Limited A/C Wrap Services</i>					

APN Online

With [APN Online](#), enjoy secure and convenient access to your transaction statements. Additionally, APN Online allows you to access and update your account details. Enquire about APN Online today by phone or email us on apnpg@apngroup.com.au to find out how easy it is to access.

If you have any questions regarding your investment please contact APN Investor Services on 1800 996 456 and quote your investor number.

Yours sincerely

APN Property Group Limited



Huey Tran
Head of Investor Services



Billor Code: 777706

Ref: 10275303

Telephone & Internet Banking - BPAY®

Contact your bank or financial institution to make this payment from your cheque, savings, debit, or transaction account. More info: www.bpay.com.au

Managed Investment Funds
2019/20 Tax Return Information Statement

Account number: 090 005154422
Account type: Super fund
Account name: Lucky Day Pty Ltd
 Lucky Day Superannuation Fund
 Lucky Day Superannuation Fund
TFN/ABN: Provided

18016 | 0000007 | 50863 | 001



Lucky Day Pty Ltd
 C/- Stirling Securities P/L
 GPO Box 7019
 SYDNEY NSW 2001

If you have any questions about this statement, please talk to your financial adviser or accountant. The information shown on this statement is also provided to the Australian Taxation Office (ATO).

Part A

Summary of 2020 tax return items

Tax return	Amount (\$)	Tax return label
Interest income	0.00	10L
TFN amounts withheld (Interest)	0.00	10M
Non-primary production income	10.25	13U
Franked distributions from trusts	0.51	13C
Share of franking credits – franked dividends	0.40	13Q
TFN amounts withheld (Trust Distribution)	0.00	13R
Total current year capital gains	0.00	18H
Net capital gain	0.00	18A
Controlled Foreign Company (CFC) income	0.00	19K
Assessable foreign source income	0.02	20E
Other net foreign source income	0.02	20M
Australian franking credits from a New Zealand franking company	0.00	20F
Foreign Income Tax Offset	0.02	20O

Part B

Capital gains tax information – additional information for item 18	Amount (\$)
Capital gains - discount method (grossed-up amount)	0.00
Capital gains - other than discount method	0.00
Total current year capital gains	0.00

Notes


The cost base of your units in Attribution Managed Investment Trusts (AMITs) can be adjusted both upward and downward. Your cost base is adjusted at the end of each income year by the 'AMIT cost base net amount'. For all AMIT attribution, distribution and cost-base adjustment information, **go to Part C of the individual AMMA statement.**

Keeping your account details up-to-date

Please ensure that all account details, including your address information shown at the top of this statement are correct. Contact Investor Services on 13 13 36, Monday to Friday, between 8am to 7pm, Sydney - Australian Eastern Standard Time to inform us of any changes to your account.

PLEASE RETAIN THIS STATEMENT FOR INCOME TAX PURPOSES

Use this statement, together with the tax guide, to help you complete your tax return. Tax guides are also available on our website at colonialfirststate.com.au.



Part C

Total - interest

Interest income

Taxable income (\$)

0.00

Total - components of distribution/attribution

	Cash distribution (\$)	Tax paid/Franking credit (\$)	Attribution/Taxable amount (\$)
Australian income			
Dividends - unfranked not CFI*	0.00		0.00
Dividends - unfranked CFI*	0.00		0.00
Interest	0.92		0.92
Interest exempt from non-resident withholding	0.00		0.00
Other income	9.33		9.33
Non-primary production income	10.25		10.25
Dividends - franked amount	0.11	0.40	0.51
Capital gains			
Discounted capital gain TAP^	0.00		0.00
Discounted capital gain NTAP^	0.00		0.00
Capital gains - other TAP^	0.00		0.00
Capital gains - other NTAP^	0.00		0.00
Capital gain	0.00		0.00
CGT gross-up amount (AMIT)			0.00
Other capital gains distribution (AMIT)	0.00		
CGT concession amount (non-AMIT)	0.00		
Total current year/distributed capital gains	0.00		
Foreign income			
Other net foreign source income	0.00	0.02	0.02
Assessable foreign income	0.00	0.02	0.02
Australian franking credits from a New Zealand franking company		0.00	0.00
CFC income	0.00		0.00
Total foreign income	0.00	0.02	0.02

Notes

* CFI = Conduit foreign income. CFI unfranked dividend income is paid from Australian companies and the income has been declared to be CFI income. CFI income is exempt from non-resident withholding tax.

^ TAP = Taxable Australian Property. NTAP = Non-Taxable Australian Property.

PLEASE RETAIN THIS STATEMENT FOR INCOME TAX PURPOSES

Use this statement, together with the tax guide, to help you complete your tax return. Tax guides are also available on our website at colonialfirststate.com.au.

Part C - continued

	Cash distribution (\$)	Attribution/Amount (\$)
Other non-assessable amounts		
Net exempt income	0.00	0.00
Non-assessable non-exempt	0.00	0.00
Other non-attributable amounts (AMIT)	36.63	
Tax free amounts (non-AMITs)	0.00	
Tax deferred amounts (non-AMITs)	0.00	
Gross cash distribution	46.99	
(Includes interest income)		
Other deductions from distribution		
Less: TFN amounts withheld	0.00	
Less: Non-resident withholding tax(12H)	0.00	
Less Other non-resident withholding	0.00	
Net cash distribution	46.99	
(Includes interest income)		

Do you hold any other investments with Colonial First State?

You will receive a separate Tax Return Information Statement if you have an investment in any other Colonial First State product.

If you intend to complete a myTax return, please check the information against this statement

Colonial First State is participating in the ATO's project to pre-fill managed fund distribution information into the myTax online tax return portal. If you complete a myTax return, you should ensure that any information that is pre-filled matches this distribution statement. To find out more about myTax visit the ATO website.

PLEASE RETAIN THIS STATEMENT FOR INCOME TAX PURPOSES

Use this statement, together with the tax guide, to help you complete your tax return. Tax guides are also available on our website at colonialfirststate.com.au.

Attribution managed investment trust member annual statement (AMMA)

Part C

Components of attribution

Investment option: Property Securities Fund(FSF0012AU)

	Cash distribution (\$)	Tax paid/Franking credit (\$)	Attribution (\$)
Australian income			
Dividends - unfranked not CFI	0.00		0.00
Dividends - unfranked CFI	0.00		0.00
Interest	0.92		0.92
Interest exempt from non-resident withholding	0.00		0.00
Other income	9.33		9.33
Non-primary production income	10.25		10.25
Dividends - franked amount	0.11	0.40	0.51
Capital gains			
Discounted capital gain TAP	0.00		0.00
Discounted capital gain NTAP	0.00		0.00
Capital gains - other TAP	0.00		0.00
Capital gains - other NTAP	0.00		0.00
Capital gain	0.00		0.00
CGT gross-up amount (AMIT)			0.00
Other capital gains distribution (AMIT)	0.00		0.00
Total current year capital gains	0.00		0.00
Foreign income			
Other net foreign source income	0.00	0.02	0.02
Assessable foreign income	0.00	0.02	0.02
Australian franking credits from a New Zealand franking company		0.00	0.00
CFC income	0.00		0.00
Total foreign income	0.00	0.02	0.02

PLEASE RETAIN THIS STATEMENT FOR INCOME TAX PURPOSES

Use this statement, together with the tax guide, to help you complete your tax return. Tax guides are also available on our website at colonialfirststate.com.au.

Attribution managed investment trust member annual statement (AMMA) continued

Part C

Components of attribution

Investment option: Property Securities Fund(FSF0012AU)

	Cash distribution (\$)	Attribution/Amount (\$)
Other non-assessable amounts		
Net exempt income	0.00	0.00
Non-assessable non-exempt	0.00	0.00
Other non-attributable amounts (AMIT)	36.63	
Gross cash distribution	46.99	
Other deductions from distribution		
Less: TFN amounts withheld	0.00	
Less: Non-resident withholding tax (12 H)	0.00	
Less Other non-resident withholding	0.00	
Net cash distribution	46.99	

Other Amount (\$)

AMIT Cost Base Adjustment Amounts

AMIT cost base net decrease amount - (excess)	36.63
AMIT cost base net increase amount - (short fall)	0.00

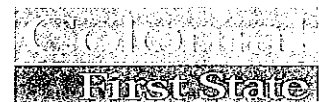
PLEASE RETAIN THIS STATEMENT FOR INCOME TAX PURPOSES

Use this statement, together with the tax guide, to help you complete your tax return. Tax guides are also available on our website at colonialfirststate.com.au.

FirstRate Term Deposits, FirstRate Saver, FirstRate Investment Deposits and FirstChoice Margin Lending (made available through Colonial First State's FirstChoice Investments and FirstChoice Wholesale Investments product range) are products of the Commonwealth Bank of Australia ABN 48 123 123 124 AFSL 234945 (the Bank), administered by Colonial First State.

Colonial First State Investments Limited ABN 98 002 348 352, AFS Licence 232468 (Colonial First State) is the issuer of interests in FirstChoice Personal Super, FirstChoice Wholesale Personal Super, FirstChoice Pension, FirstChoice Wholesale Pension and FirstChoice Employer Super from the Colonial First State FirstChoice Superannuation Trust ABN 26 458 298 557 and interests in the Rollover & Superannuation Fund and the Personal Pension Plan from the Colonial First State Rollover & Superannuation Fund ABN 88 854 638 840 and interests in the Colonial First State Pooled Superannuation Trust ABN 51 982 884 624.

Investor Services 13 13 36
colonialfirststate.com.au



11 Harbour Street
Sydney NSW 2000
Investor Services 13 13 36
Facsimile 02 9303 3200



Managed Investment Funds Statement

Your details



Lucky Day Pty Ltd
C/- Stirling Securities P/L
GPO Box 7019
SYDNEY NSW 2001

Statement period	1 July 2019 to 27 November 2019
Account number	090 005154422
Account name	Lucky Day Pty Ltd Lucky Day Superannuation Fund
Email address	Not recorded
TFN/ABN held	Yes
Adviser details	Mark Taylor Integrity Financial Planners Pty Ltd

Your account balance

Your opening account balance as at: 30 June 2019
Your closing account balance as at: 27 November 2019

\$91,789.17
\$0.00

Total investment return for the period (including distributions):

\$112,461.75

This equals the total amount of your distribution(s) + the change in investment value over the period.

Your account valuation

Investment option name	Option code	Units	Unit price \$	Value \$
Account value				0.00

Colonial First State Investments Limited ABN 98 002 348 352, AFS Licence 232468 (Colonial First State) is the issuer of interests in FirstChoice Personal Super, FirstChoice Wholesale Personal Super, FirstChoice Pension, FirstChoice Wholesale Pension and FirstChoice Employer Super from the Colonial First State FirstChoice Superannuation Trust ABN 26 458 298 557 and interests in the Rollover & Superannuation Fund and the Personal Pension Plan from the Colonial First State Rollover & Superannuation Fund ABN 88 854 638 840 and interests in the Colonial First State Pooled Superannuation Trust ABN 51 982 884 624.

Investor Services 13 13 36
 colonialfirststate.com.au

Managed Investment Funds Statement

090 005154

Your account summary

Opening balance at 30 June 2019	\$91,789.17
Your investments	
Distributions	\$93.98
Your withdrawals	
Withdrawals	-\$204,156.94
Distribution payments	-\$93.98
Change in investment value *	\$112,367.77
<i>The increase or decrease in the value of your investment over the statement period.</i>	
Closing balance at 27 November 2019	\$0.00

* Understanding your statement

Need more information? To help give you a clearer understanding of how we calculate your 'change in investment value' and the fees you're paying, we've put together a handy guide called 'How to read your statement'. To view the guide go to colonialfirststate.com.au and click on 'latest news'.

Your distribution information

Investment option(s)		Units	Dist'n per unit \$	Value \$
Property Securities	15 September	23,493.0842	0.0020	46.99
Property Securities	15 September	23,493.0842	0.0020	46.99

Distribution option: Direct Credit

Your nominated bank account for distribution payment is 182-222 119950905

Your future investment selection

The investment allocation shown below will be used for all future transactions unless you tell us otherwise. This means any additional contributions you make to your account will be invested in line with the allocation outlined below.

Investment option(s)	% Allocation
Property Securities Fund	100.00

To change your future investment selection, please log in to FirstNet and select Investment allocation or call us on 13 13 36. We recommend you speak to your financial adviser before making any changes to your account.

Colonial First State Investments Limited ABN 98 002 348 352, AFS Licence 232468 (Colonial First State) is the issuer of interests in FirstChoice Personal Super, FirstChoice Wholesale Personal Super, FirstChoice Pension, FirstChoice Wholesale Pension and FirstChoice Employer Super from the Colonial First State FirstChoice Superannuation Trust ABN 26 458 298 557 and interests in the Rollover & Superannuation Fund and the Personal Pension Plan from the Colonial First State Rollover & Superannuation Fund ABN 88 854 638 840 and interests in the Colonial First State Pooled Superannuation Trust ABN 51 982 884 624.

 Investor Services 13 13 36
 colonialfirststate.com.au

Managed Investment Funds Statement

090 005154422

Your account transactions

Date	Transaction	Amount \$	Unit Price \$	Units	Value \$
Investment summary - Property Securities					
30 Jun 2019	Opening balance		1.0005	23,493.0842	23,504.83
15 Sep 2019	Distribution	46.99			
	Distribution paid	-46.99			
	Distribution	46.99			
	Distribution paid	-46.99			
27 Nov 2019	Transfer	-24,277.75	1.0334	23,493.0842	
	Transfer	-24,277.75	1.0334	23,493.0842	
	Change in investment value				25,050.67
27 Nov 2019	Closing balance		0.0000	0.0000	0.00

Investment summary - Geared Share Fund

30 Jun 2019	Opening balance		2.6664	25,609.1891	68,284.34
27 Nov 2019	Transfer	-77,800.72	3.0380	25,609.1891	
	Transfer	-77,800.72	3.0380	25,609.1891	
	Change in investment value				87,317.10
27 Nov 2019	Closing balance		0.0000	0.0000	0.00

Your fee summary

Fees charged

This is the amount of fees (including adjustments) that have been deducted from your account this period as detailed in "Your account summary" of this statement.

\$0.00

Other management costs

This approximate amount has been deducted from your investment and includes all the other management costs that were not paid directly out of your account.

\$1,073.24

These other management costs are reflected in the daily unit price and are paid monthly.

Total fees you paid

This approximate amount includes all the fees and costs which affected your investment during the period.

\$1,073.24

Colonial First State Investments Limited ABN 98 002 348 352, AFS Licence 232468 (Colonial First State) is the issuer of interests in FirstChoice Personal Super, FirstChoice Wholesale Personal Super, FirstChoice Pension, FirstChoice Wholesale Pension and FirstChoice Employer Super from the Colonial First State FirstChoice Superannuation Trust ABN 26 458 298 557 and interests in the Rollover & Superannuation Fund and the Personal Pension Plan from the Colonial First State Rollover & Superannuation Fund ABN 88 854 638 840 and interests in the Colonial First State Pooled Superannuation Trust ABN 51 982 884 624.

Investor Services 13 13 36
colonialfirststate.com.au



Colonial First State Investments Limited
GPO Box 3956 Sydney NSW 2001

Investor Services

colonialfirststate.com.au

28 November 2019



Lucky Day Pty Ltd
C/- Stirling Securities P/L
GPO Box 7019
SYDNEY NSW 2001

Managed Investment Funds
Account number: 0900 0515 4422

Your transfer has been completed

Dear Sir / Madam

Your investment has been transferred as requested. Details of this transfer are:

Original owner (transferor)

Account number 0900 0515 4422
Account name LUCKY DAY PTY LTD

New owner (transferee)

Account Name NETWEALTH INVESTMENTS LIMITED

Date of transfer 27/11/2019

Investment option(s) transferred	Units	Value
Property Securities	23,493.0842	\$24,277.75
Total value of transfer		\$24,277.75

If you would like to discuss this please contact your financial adviser or call us on 13 13 36, Monday to Friday, 8am to 7pm Sydney Time.

Yours sincerely

Scott Henricks
General Manager Client Operations

t0001940a-9687924-0000025

Colonial First State Investments Limited ABN 98 002 348 352, AFS Licence 232468 (Colonial First State) is the issuer of interests in FirstChoice Personal Super, FirstChoice Wholesale Personal Super, FirstChoice Pension, FirstChoice Wholesale Pension and FirstChoice Employer Super from the Colonial First State FirstChoice Superannuation Trust ABN 26 458 298 557 and interests in the Rollover & Superannuation Fund and the Personal Pension Plan from the Colonial First State Rollover & Superannuation Fund ABN 88 854 638 840 and interests in the Colonial First State Pooled Superannuation Trust ABN 51 982 884 624.





Colonial First State Investments Limited
GPO Box 3956 Sydney NSW 2001

Investor Services 13 13 36

colonialfirststate.com.au

28 November 2019



Lucky Day Pty Ltd
C/- Stirling Securities P/L
GPO Box 7019
SYDNEY NSW 2001

Managed Investment Funds
Account number: 0900 0515 4422

Your transfer has been completed

Dear Sir / Madam

Your investment has been transferred as requested. Details of this transfer are:

Original owner (transferor)

Account number 0900 0515 4422
Account name LUCKY DAY PTY LTD

New owner (transferee)

Account Name NETWEALTH INVESTMENTS LIMITED

Date of transfer 27/11/2019

Investment option(s) transferred	Units	Value
Geared Share Fund	25,609.1891	\$77,800.72
Total value of transfer		\$77,800.72

If you would like to discuss this please contact your financial adviser or call us on 13 13 36, Monday to Friday, 8am to 7pm Sydney Time.

Yours sincerely

Scott Henricks
General Manager Client Operations

t0001940a-9687924-0000024

Colonial First State Investments Limited ABN 98 002 348 352, AFS Licence 232468 (Colonial First State) is the issuer of interests in FirstChoice Personal Super, FirstChoice Wholesale Personal Super, FirstChoice Pension, FirstChoice Wholesale Pension and FirstChoice Employer Super from the Colonial First State FirstChoice Superannuation Trust ABN 26 458 298 557 and interests in the Rollover & Superannuation Fund and the Personal Pension Plan from the Colonial First State Rollover & Superannuation Fund ABN 88 854 638 840 and interests in the Colonial First State Pooled Superannuation Trust ABN 51 982 884 624.



13 13 36

Managed Investment Funds
2019/20 Tax Return Information Statement

Account number: 090 005329602
Account type: Super fund
Account name: Lucky Day Pty Ltd
 Lucky Day Superannuation Fund
 Lucky Day Superannuation Fund
 A/C
TFN/ABN: Provided

18016 | 0000006 | 50868 | 001



Lucky Day Pty Ltd
 C/- Stirling Securities P/L
 GPO Box 7019
 SYDNEY NSW 2001

If you have any questions about this statement, please talk to your financial adviser or accountant. The information shown on this statement is also provided to the Australian Taxation Office (ATO).

Part A

Summary of 2020 tax return items

Tax return	Amount (\$)	Tax return label
Interest income	0.00	10L
TFN amounts withheld (Interest)	0.00	10M
Non-primary production income	2.20	13U
Franked distributions from trusts	69.41	13C
Share of franking credits – franked dividends	48.21	13Q
TFN amounts withheld (Trust Distribution)	0.00	13R
Total current year capital gains	0.00	18H
Net capital gain	0.00	18A
Controlled Foreign Company (CFC) income	0.00	19K
Assessable foreign source income	6.27	20E
Other net foreign source income	6.27	20M
Australian franking credits from a New Zealand franking company	0.00	20F
Foreign Income Tax Offset	3.07	20O

Part B

Capital gains tax information – additional information for item 18	Amount (\$)
Capital gains - discount method (grossed-up amount)	0.00
Capital gains - other than discount method	0.00
Total current year capital gains	0.00

Notes

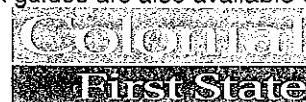
The cost base of your units in Attribution Managed Investment Trusts (AMITs) can be adjusted both upward and downward. Your cost base is adjusted at the end of each income year by the 'AMIT cost base net amount'. For all AMIT attribution, distribution and cost-base adjustment information, go to Part C of the individual AMMA statement.

Keeping your account details up-to-date

Please ensure that all account details, including your address information shown at the top of this statement are correct. Contact Investor Services on 13 13 36, Monday to Friday, between 8am to 7pm, Sydney - Australian Eastern Standard Time to inform us of any changes to your account.

PLEASE RETAIN THIS STATEMENT FOR INCOME TAX PURPOSES

Use this statement, together with the tax guide, to help you complete your tax return. Tax guides are also available on our website at colonialfirststate.com.au.



Part C

Total - interest

Taxable income (\$)

Interest income

0.00

Total - components of distribution/attribution

	Cash distribution (\$)	Tax paid/Franking credit (\$)	Attribution/ Taxable amount (\$)
Australian income			
Dividends - unfranked not CFI*	0.94		0.94
Dividends - unfranked CFI*	0.26		0.26
Interest	0.26		0.26
Interest exempt from non-resident withholding	0.00		0.00
Other income	0.74		0.74
Non-primary production income	2.20		2.20
Dividends - franked amount	21.20	48.21	69.41
Capital gains			
Discounted capital gain TAP^	0.00		0.00
Discounted capital gain NTAP^	0.00		0.00
Capital gains - other TAP^	0.00		0.00
Capital gains - other NTAP^	0.00		0.00
Capital gain	0.00		0.00
CGT gross-up amount (AMIT)			0.00
Other capital gains distribution (AMIT)	0.00		
CGT concession amount (non-AMIT)	0.00		
Total current year/distributed capital gains	0.00		
Foreign income			
Other net foreign source income	3.20	3.07	6.27
Assessable foreign income	3.20	3.07	6.27
Australian franking credits from a New Zealand franking company		0.00	0.00
CFC income	0.00		0.00
Total foreign income	3.20	3.07	6.27

Notes

* CFI = Conduit foreign income. CFI unfranked dividend income is paid from Australian companies and the income has been declared to be CFI income. CFI income is exempt from non-resident withholding tax.

^ TAP = Taxable Australian Property. NTAP = Non-Taxable Australian Property.

PLEASE RETAIN THIS STATEMENT FOR INCOME TAX PURPOSES

Use this statement, together with the tax guide, to help you complete your tax return. Tax guides are also available on our website at colonialfirststate.com.au.

Part C - continued

	Cash distribution (\$)	Attribution/Amount (\$)
Other non-assessable amounts		
Net exempt income	0.00	0.00
Non-assessable non-exempt	0.00	0.00
Other non-attributable amounts (AMIT)	41.94	
Tax free amounts (non-AMITs)	0.00	
Tax deferred amounts (non-AMITs)	0.00	
Gross cash distribution	68.54	
(Includes interest income)		
Other deductions from distribution		
Less: TFN amounts withheld	0.00	
Less: Non-resident withholding tax(12H)	0.00	
Less Other non-resident withholding	0.00	
Net cash distribution	68.54	
(Includes interest income)		

Do you hold any other investments with Colonial First State?

You will receive a separate Tax Return Information Statement if you have an investment in any other Colonial First State product.

If you intend to complete a myTax return, please check the information against this statement

Colonial First State is participating in the ATO's project to pre-fill managed fund distribution information into the myTax online tax return portal. If you complete a myTax return, you should ensure that any information that is pre-filled matches this distribution statement. To find out more about myTax visit the ATO website.

PLEASE RETAIN THIS STATEMENT FOR INCOME TAX PURPOSES

Use this statement, together with the tax guide, to help you complete your tax return. Tax guides are also available on our website at colonialfirststate.com.au.

Attribution managed investment trust member annual statement (AMMA)

Part C

Components of attribution

Investment option: Future Leaders Fund(FSF0007AU)

	Cash distribution (\$)	Tax paid/Franking credit (\$)	Attribution (\$)
Australian income			
Dividends - unfranked not CFI	0.94		0.94
Dividends - unfranked CFI	0.26		0.26
Interest	0.26		0.26
Interest exempt from non-resident withholding	0.00		0.00
Other income	0.74		0.74
Non-primary production income	2.20		2.20
Dividends - franked amount	21.20	48.21	69.41
Capital gains			
Discounted capital gain TAP	0.00		0.00
Discounted capital gain NTAP	0.00		0.00
Capital gains - other TAP	0.00		0.00
Capital gains - other NTAP	0.00		0.00
Capital gain	0.00		0.00
CGT gross-up amount (AMIT)			0.00
Other capital gains distribution (AMIT)	0.00		0.00
Total current year capital gains	0.00		0.00
Foreign income			
Other net foreign source income	3.20	3.07	6.27
Assessable foreign income	3.20	3.07	6.27
Australian franking credits from a New Zealand franking company		0.00	0.00
CFC income	0.00		0.00
Total foreign income	3.20	3.07	6.27

PLEASE RETAIN THIS STATEMENT FOR INCOME TAX PURPOSES

Use this statement, together with the tax guide, to help you complete your tax return. Tax guides are also available on our website at colonialfirststate.com.au.

Attribution managed investment trust member annual statement (AMMA) continued

Part C

Components of attribution

Investment option: Future Leaders Fund(FSF0007AU)

	Cash distribution (\$)	Attribution/Amount (\$)
Other non-assessable amounts		
Net exempt income	0.00	0.00
Non-assessable non-exempt	0.00	0.00
Other non-attributable amounts (AMIT)	41.94	
Gross cash distribution	68.54	
Other deductions from distribution		
Less: TFN amounts withheld	0.00	
Less: Non-resident withholding tax (12 H)	0.00	
Less Other non-resident withholding	0.00	
Net cash distribution	68.54	

	Other Amount (\$)
AMIT Cost Base Adjustment Amounts	
AMIT cost base net decrease amount - (excess)	41.94
AMIT cost base net increase amount - (short fall)	0.00

PLEASE RETAIN THIS STATEMENT FOR INCOME TAX PURPOSES

Use this statement, together with the tax guide, to help you complete your tax return. Tax guides are also available on our website at colonialfirststate.com.au.

FirstRate Term Deposits, FirstRate Saver, FirstRate Investment Deposits and FirstChoice Margin Lending (made available through Colonial First State's FirstChoice Investments and FirstChoice Wholesale Investments product range) are products of the Commonwealth Bank of Australia ABN 48 123 123 124 AFSL 234945 (the Bank), administered by Colonial First State.

Colonial First State Investments Limited ABN 98 002 348 352, AFS Licence 232468 (Colonial First State) is the issuer of interests in FirstChoice Personal Super, FirstChoice Wholesale Personal Super, FirstChoice Pension, FirstChoice Wholesale Pension and FirstChoice Employer Super from the Colonial First State FirstChoice Superannuation Trust ABN 26 458 298 557 and interests in the Rollover & Superannuation Fund and the Personal Pension Plan from the Colonial First State Rollover & Superannuation Fund ABN 88 854 638 840 and interests in the Colonial First State Pooled Superannuation Trust ABN 51 982 884 624.

Investor Services 13 13 36
 colonialfirststate.com.au



Your adviser:
 MARK TAYLOR

Customer Services
 347 Kent Street Sydney NSW 2000
 GPO Box 5306 Sydney NSW 2001
 Telephone 133 665



016/1877

Lucky Day Pty Ltd ATF Lucky Day Super Fund
C/- Stirling Securities P/L
PO Box 7019
SYDNEY NSW 2001

AMIT MEMBER ANNUAL STATEMENT¹: PERIOD 01/07/2019 TO 30/06/2020

Investor Name(s): Lucky Day Pty Ltd ATF Lucky Day Super Fund

Investor Number: 1163963

TFN: Provided

Trust Details: OnePath Emerging Companies Trust

TAX RETURN INFORMATION

The following information is applicable to Australian tax resident individuals only.

Tax Return (Supplementary Section)	Amount	Tax Return Label
Franked Distributions	80.23	13 C
Franking credits	80.23	13 Q
Total current year capital gains	#	18 H
Net capital gain	#	18 A
Assessable foreign income	6.88	20 E
Other net foreign source income	6.88	20 M
Foreign income tax offset	6.88	20 O
Other income	119.96	24 V

Important tax notes

The information shown above should be included in your 2020 tax return. We recommend you contact your tax adviser if you have any questions about your individual tax circumstances.

As there has been a withdrawal of units from your investment you will need to refer to your Tax Guide 2020 for an explanation of how to calculate these items.

¹ This statement was previously called the Consolidated Tax Statement.

DETAILED BREAKDOWN OF DISTRIBUTION COMPONENTS

	Cash distribution \$	Tax credits \$	Taxable amount \$
OnePath Emerging Companies Trust			
ABN 98 660 130 096			
<i>Income and tax credits</i>			
Franked Distributions			
- Franking Credit		80.23	80.23
Foreign Income			
- Foreign Income Tax Offset		6.88	6.88
Other non-assessable amounts	1.47		
Total Distribution	1.47		
<hr/>			
Management fee rebates	119.96		
<hr/>			
AMIT cost base adjustment - increase / (decrease) ²	(1.47)		

Notes

² Please refer to the Tax Guide for further details.

Total 121.43

Reinvest 103.89,
cash 17.54.



OnePath Funds Management Limited
 ABN 21 003 002 800
 AFSL 238342



R02
 Lucky Day Pty Ltd ATF Lucky Day Super
 Fund
 C/- Stirling Securities P/L
 PO Box 7019
 SYDNEY NSW 2001

Adviser details

Mark Taylor
 Integrity Financial Plan
 P 02 8236 7500

Customer Services

347 Kent Street Sydney NSW 2000
 GPO Box 5306 Sydney NSW 2001
 P 133 665
 E customer@onepath.com.au

OneAnswer Investment Portfolio

FINAL STATEMENT - 1 JANUARY 2020 TO 20 JANUARY 2020

Investor name(s): Lucky Day Pty Ltd ATF Lucky Day Super Fund
Investor number: 1163963

TRANSACTIONS

OnePath Emerging Companies Trust

Date	Transaction	Amount (\$)	Unit price (\$)	Units	Balance (\$)
	Balance carried forward		3.60690	6,666.6657	24,046.00
01/01/20	Re-investment	1.47	3.60510	0.4078	
20/01/20	Rebate	0.12			
20/01/20	Rebate	17.42			
20/01/20	Redemption	-25,416.88	3.81230	-6,667.0735	
20/01/20	Closing balance			0.0000	0.00

FEEES AND COSTS SUMMARY

AMOUNT (\$)*

DIRECT FEES

0.00

These amounts have been deducted directly from your account and are reflected as transactions on this statement.

Establishment fee	The total establishment fees you paid	N/A
Contribution fee	The total contribution fees you paid	0.00
Withdrawal fee	The total withdrawal fees you paid	0.00
Exit fee	The total exit fees you paid	0.00
Management costs	The total management costs you paid	0.00
Switching fee	The total switching fees you paid	0.00
Adviser service fees**	The total adviser service fees you paid	0.00
Other fees and costs	The total other fees and costs you paid	0.00



AMIT Member Annual Statement

Please retain this statement for income tax purposes.



016

7108/003621/A0061/94502/A

Lucky Day Pty Ltd ATF Lucky Day S/F
C/- Stirling Securities (NSW) P/L
GPO BOX 7019
SYDNEY NSW 2001

Perpetual WealthFocus Investment Funds

Client number	324399223
Account number	AC720025014
Issue date	13 July 2020
Reporting period	01 July 2019 - 30 June 2020
Client services	1800 022 033

Adviser Robert Taylor

Account name Lucky Day Pty Ltd As Trustee For Lucky Day Superannuation Fund

Part A - Your details

Account name	Lucky Day Pty Ltd As Trustee For Lucky Day Superannuation Fund
Investor type	Superannuation fund
Tax File Number (TFN)	TFN provided
Account status	Closed

Part B - Tax return information

This summary applies to resident individuals who hold their investment on capital account. Part C has information for all taxpayers. Use the information in this statement in preference to any amounts automatically downloaded using myTax or your tax agent's pre-filing service.

	Tax return reference	Amount
Partnerships and trusts		
Non-primary production income		
Share of net income from trusts, less net capital gains,		
foreign income and franked distributions	13U	\$1.36
Franked distributions from trusts	13C	\$16.63
Share of credits from income and tax offsets		
Franking credits	13Q	\$11.02
Foreign source income		
Assessable foreign source income	20E	\$4.57
Other net foreign source income	20M	\$4.57
Foreign income tax offset	20O	\$2.18

7108/003621/A

L003621

7108/003621/A^4502/A/WFI_TAX_JUNE_2020_AusTaxUT_102061588_WealthFocusInvestmentFunds

Part C - Detailed information

Perpetual WealthFocus Investment Funds - Perpetual Industrial Share

	Distribution / cash	Franking credits / tax offsets	Attributed amount in excess of distribution	Attributed amount
Australian income				
Interest	\$0.33			\$0.33
Dividends unfranked	\$0.39			\$0.39
Dividends - conduit foreign income (CFI)	\$0.53			\$0.53
Other income	\$0.11			\$0.11
Non-primary production income	\$1.36			\$1.36
Dividends franked	\$5.61	\$11.02		\$16.63
Franked distributions from trusts	\$5.61	\$11.02		\$16.63
Foreign income				
Assessable foreign income	\$2.39	\$2.18		\$4.57
Total foreign source income	\$2.39	\$2.18		\$4.57
Gross distribution	\$9.36			
Attributed amount in excess of distributions			\$0.00	
Net distribution	\$9.36			



Full Withdrawal Statement

Lucky Day Pty Ltd ATF Lucky Day S/F
 C/- Stirling Securities (NSW) P/L
 GPO BOX 7019
 SYDNEY NSW 2001

Perpetual WealthFocus Investment Funds

Client number	324399223
Account number	AC720025014
Issue date	26 November 2019
Reporting Period	01 July 2019 - 25 November 2019
Client services	1800 022 033
Account name	Lucky Day Pty Ltd As Trustee For Lucky Day Superannuation Fund

Adviser Robert Taylor

Account summary

Opening Balance		\$25,083.63
Additions		
Total additions		\$0.00
Deductions		
Transfer of units	\$26,109.30	
Total deductions		\$26,109.30
Net growth/loss		\$1,025.67
Closing balance		\$0.00

Withdrawal details

Effective date	25/11/2019
Gross withdrawal amount	\$16,073.10
Net withdrawal amount	\$16,073.10

Payment details

Transferred to Netwealth Investments Limited (Wrap services)	\$16,073.10
--------------------------------------------------------------	-------------

Transactions

Perpetual Global Share

Effective date	Transaction	Addition/ deduction	Transaction amount	Unit price	Units	Unit balance
01/07/2019	Opening balance		\$15,418.57	\$1.643		9,384.041
25/11/2019	Transfer of units	-\$16,073.10	-\$16,073.10	\$1.713	-9,384.041	0.000
25/11/2019	Net Growth/Loss		\$654.53			
25/11/2019	Closing balance		\$0.00	\$1.713		0.000

Perpetual Industrial Share

Effective date	Transaction	Addition/ deduction	Transaction amount	Unit price	Units	Unit balance
01/07/2019	Opening balance		\$9,665.06	\$1.450		6,667.166

5000002/B97101/45080/FullWithdrawalUT_101834863_WealthFocusInvestmentFunds

1000002

Transactions *(continued)*

Effective date	Transaction	Addition/ deduction	Transaction amount	Unit price	Units	Unit balance
01/07/2019	Distribution paid out	\$605.94				
01/10/2019	Distribution paid out	\$9.36				
25/11/2019	Transfer of units	-\$10,036.20	-\$10,036.20	\$1.505	-6,667.166	0
25/11/2019	Net Growth/Loss		\$371.14			
25/11/2019	Closing balance		\$0.00	\$1.505		0.000

Fees and costs summary

Investments	Direct fees ¹	Member advice fees	Indirect costs of your investment ²	Management fee and commission rebates ³	Total fees and costs you paid ⁴
Perpetual Global Share	\$0.00	\$0.00	\$129.47	\$0.00	\$129.47
Perpetual Industrial Share	\$0.00	\$0.00	\$79.40	\$0.00	\$79.40
Total	\$0.00	\$0.00	\$208.87	\$0.00	\$208.87

The total fees you paid do not include the buy-sell fee, because it is not reasonably practicable for us to include the buy-sell spread fee that you incurred during the period.

1 These amounts have been deducted from your account and are reflected as transactions on this statement.

2 This approximate amount has been deducted from your investment and covers amounts that have reduced the return on your investment but are not charged to you directly as a fee.

3 This includes management fee rebates awaiting reinvestment or payment.

4 This approximate amount includes all the fees and costs which affected your investment during the period.

Return on investment summary

Investments	Distributions received	Net growth/loss	Total management fee and commission rebates	Return on investment
Perpetual Global Share	\$0.00	\$654.53	\$0.00	\$654.53
Perpetual Industrial Share	\$615.30	\$371.14	\$0.00	\$986.44
Totals	\$615.30	\$1,025.67	\$0.00	\$1,641.97

All Registry communications to:
Link Market Services Limited
Locked Bag A14
Sydney South NSW 1235
Telephone: +61 1300 368 664
ASX Code: WOW

Email: woolworths@linkmarketservices.com.au
Website: www.linkmarketservices.com.au



016 019883

LUCKY DAY PTY LTD
<LUCKY DAY SUPER FUND A/C>
GPO BOX 7019
SYDNEY NSW 2001

Key Details

Payment date: 30 September 2019
Record date: 4 September 2019
SRN/HIN: I40186429895
TFN/ABN Status: NOT QUOTED

FY19 Final Dividend Statement

This dividend is 100% franked with Australian franking credits at the company tax rate of 30%.

Description	Dividend rate per share	Participating holding	Unfranked amount	Franked amount	Total amount	Franking credit
Final Dividend	57 cents	327	\$0.00	\$186.39	\$186.39	\$79.88
Total payment amount:					\$186.39	

Payment Instructions

Bank Name: MACQUARIE BANK

BSB: 182-222

ACC: *****0905

ACCOUNT NAME: LUCKY DAY PTY LTD

Payment Reference Number: 001233815642

The payment has been made into the above account. If this account has been closed and you have not received your payment, please login to Link Market Services website www.linkmarketservices.com.au to update your details. Once your details have been updated, payment will be made within 4 weeks.

The Woolworths Group Limited 2019 Annual Report is available on our website at www.woolworthsgroup.com.au

BE MORE SUSTAINABLE AND GO ELECTRONIC

Please consider receiving your shareholder communications electronically.

Change your communication preference to receive all dividend statements, notifications of company results announcements and special offers by email.

Call +61 1300 368 664 or go to investorcentre.linkmarketservices.com.au to provide your email address.

Retain this statement to assist in preparing your tax return.



016/08630
LUCKY DAY PTY LTD
 <LUCKY DAY SUPER FUND A/C>
 GPO BOX 7019
 SYDNEY NSW 2001

Telstra Share Registrar
 C/- Link Market Services Limited
 PO Box A942, SYDNEY SOUTH NSW 1234

T (Australia): 1300 88 66 77
 T (Overseas): +61 2 8280 7756
 E: telstra@linkmarketservices.com.au
 W: www.linkmarketservices.com.au/telstra

For the period ended 30 June 2019

The dividend payment of Telstra Corporation Limited for the period ended 30 June 2019 includes a final ordinary dividend of 5 cents per share and a final special dividend of 3 cents per share, both 100% franked at the company tax rate of 30%. This total dividend amount and franking credit may need to be disclosed as assessable income on your Australian Tax Return. Please keep this statement for your tax records as a fee will be charged for a replacement.

Final ordinary dividend 5 cents per share and Final special dividend 3 cents per share	8 cents	1,950	\$0.00	\$156.00	\$156.00	\$66.86
----------------------------------------------------------------------------------------	---------	-------	--------	----------	----------	---------

Your dividend payment has been credited to your nominated account (listed below):

BSB: 182-222

Account Number: *****0905

Account Name: LUCKY DAY PTY LTD

Direct Credit: 001232945392

Reference Number: (a unique code for your dividend payment which will appear on your bank statement)

A payment has been made into the above account. If this account is not valid, please visit www.linkmarketservices.com.au/telstra to update your details. Once your details have been updated, a payment will be made within 15 business days.

Dividend Reinvestment Plan (DRP)

If you're a resident of Australia or New Zealand, you can choose to have your dividends reinvested into additional Telstra shares under our Dividend Reinvestment Plan (DRP).

To register for the DRP please go to www.linkmarketservices.com.au/telstra. For more information on our DRP, including the DRP rules, visit www.telstra.com/drp.

Dividend Payment Summary

HIN/SRN: 140186429887
Record Date: 29 August 2019

Share Class: Ordinary
Payment Date: 26 September 2019

TFN/ABN Status: Not Quoted

Update your details online at www.linkmarketservices.com.au/telstra

Telstra Corporation Limited
 ACN 051 775 556
 ABN 33 051 775 5556



043317 016 ANZ



LUCKY DAY PTY LTD
<LUCKY DAY SUPER FUND A/C>
GPO BOX 7019
SYDNEY NSW 2001



shareholder.anz.com
anzshareregistry@computershare.com.au



Computershare Investor Services Pty Limited
GPO Box 2975 Melbourne
Victoria 3001 Australia



1800 113 399 (within Australia)
0800 174 007 (within New Zealand)
+61 3 9415 4010 (outside Australia)

Securityholder Reference Number (SRN)

I 0014047310

Share Class Ordinary
Record Date 14 May 2019
Payment Date 1 July 2019

Payment in Australian dollars

Interim Dividend

The details of your **Interim Dividend** of A\$0.80 per share for the half year ended 31 March 2019 are set out below.

Number of Shares	Dividend Amount	Net Amount	Net Amount	Net Amount
5,664	A\$4,531.20	A\$4,531.20	A\$1,941.94	NZ\$509.76

The dividend is 100% franked at the Australian company tax rate of 30%. A NZ Imputation Credit has been attached to the above dividend. For NZ taxpayers, your NZ gross income will include the aggregate of the Net Amount and the NZ Imputation Credit which should be included in your income tax return.

Shareholders should obtain their own professional advice on the tax implications of the dividend and retain this document to assist in tax return preparation.

MACQUARIE BANK LTD

BSB: 182-222
Account number: 119950905
Payment reference: 459558

MACQUARIE BANK LTD
119950905

If payment cannot be made to the above account, you will be notified and your entitlement will be held pending receipt of updated direct credit instructions.



UPCOMING
EVENTS

31 October 2019
Full Year Results announced

Annual General Meeting (AGM) - 31 October 2019