
Workpapers - 2022 Financial Year

Peter Kruger Super Fund

Preparer: Shelley Lian

Reviewer: Steven Lee

Printed: 16 June 2023

Lead Schedule

2022 Financial Year

Code	Workpaper	CY Balance	LY Balance	Change	Status
23800	Distributions Received		(\$390.40)	100%	Ready for Review
23900	Dividends Received	(\$4,796.40)	(\$5,799.02)	(17.29)%	Ready for Review
24200	Contributions	(\$120,676.74)	(\$45,094.58)	167.61%	Ready for Review
24700	Changes in Market Values of Investments	\$522,796.09	(\$199,767.33)	(361.7)%	Ready for Review
24800	Changes in Market Values of Other Assets		\$0.64	100%	Ready for Review
25000	Interest Received	(\$1.46)		100%	Ready for Review
26500	Other Investment Income	(\$18,530.68)	(\$5,142.03)	260.38%	Ready for Review
30100	Accountancy Fees	\$1,225.00	\$895.00	36.87%	Ready for Review
30400	ATO Supervisory Levy	\$259.00	\$259.00	0%	Ready for Review
30700	Auditor's Remuneration	\$550.00	\$450.00	22.22%	Ready for Review
30800	ASIC Fees	\$56.00	\$55.00	1.82%	Ready for Review
33400	Depreciation	\$1,918.63	\$5,960.00	(67.81)%	Ready for Review
37500	Investment Expenses	\$6,022.49	\$11,697.20	(48.51)%	Ready for Review
37900	Interest Paid	\$3.40	\$692.90	(99.51)%	Ready for Review
39000	Life Insurance Premiums	\$7,818.78	\$7,607.61	2.78%	Ready for Review
48500	Income Tax Expense	(\$39,871.54)	\$21,510.70	(285.36)%	Ready for Review
49000	Profit/Loss Allocation Account	(\$356,772.57)	\$207,065.31	(272.3)%	Ready for Review

Code	Workpaper	CY Balance	LY Balance	Change	Status
50000	Members	(\$209,826.45)	(\$566,599.02)	(62.97)%	Ready for Review
60400	Bank Accounts	\$2,012.79	\$22,700.10	(91.13)%	Ready for Review
70040	Cryptocurrency	\$170,109.57		100%	Ready for Review
74700	Managed Investments (Australian)	\$0.43	\$183,561.24	(100)%	Ready for Review
76550	Plant and Equipment (at written down value) - Unitised		\$1,918.63	100%	Ready for Review
77600	Shares in Listed Companies (Australian)		\$163,926.16	100%	Ready for Review
77700	Shares in Listed Companies (Overseas)		\$213,249.59	100%	Ready for Review
78200	Units in Listed Unit Trusts (Australian)			0%	Ready for Review
85000	Income Tax Payable /Refundable	(\$14,471.39)	(\$12,211.82)	18.5%	Ready for Review
86000	PAYG Payable		(\$918.00)	100%	Ready for Review
89000	Deferred Tax Liability/Asset	\$52,175.05	(\$5,626.88)	(1027.25)%	Ready for Review
A	Financial Statements				Ready for Review
B	Permanent Documents				Ready for Review
C	Other Documents				Ready for Review
D	Pension Documentation				Ready for Review
E	Estate Planning				Ready for Review

23800 - Distributions Received

2022 Financial Year

Preparer Shelley Lian

Reviewer Steven Lee

Status Ready for Review

Account Code	Description	CY Balance	LY Balance	Change
107933701	Cryptocurrency			0%
SHKDPKrugerSaxo	Saxo Trading Account (CFD, Options and Cash)			0%
TCL.AX	Transurban Group		(\$390.40)	100%
TOTAL		CY Balance	LY Balance	
			(\$390.40)	

Supporting Documents

- Distribution Reconciliation Report [Report](#)

Standard Checklist

- Attach a copy of all Tax Statements
- Attach a copy of Distribution Reconciliation Report
- Ensure all Distributions have been reviewed on [Distribution Tax Automation](#)

Peter Kruger Super Fund
Distribution Reconciliation Report

For The Period 01 July 2021 - 30 June 2022

Date	Payment Received	Non Primary Production Income (A) * ₁		Interest/ Other	Franking Credits	Distributed Capital Gains (B) * ₂					Foreign Income * ₃		Non-Assessable			Taxable Income
		Franked	Unfranked			Discounted (After Discount)	Rate * ₅	CGT Concession	Indexed	Other	Foreign Income	Foreign Credits	Tax Exempt	Tax Free	Tax Deferred / AMIT * ₆	
Managed Investments (Australian)																
SHKDPKrugerSaxo Saxo Trading Account (CFD, Options and Cash)																
30/06/2022	0.00						S									0.00
30/06/2022	0.00						S									0.00
	0.00															0.00
	0.00															0.00

Peter Kruger Super Fund

Distribution Reconciliation Report

For The Period 01 July 2021 - 30 June 2022

Date	Payment Received	Non Primary Production Income (A) * ₁		Interest/ Other	Franking Credits	Discounted (After Discount)	Distributed Capital Gains (B) * ₂				Foreign Income * ₃		Non-Assessable			Taxable Income
		Franked	Unfranked				Rate * ₅	CGT Concession	Indexed	Other	Foreign Income	Foreign Credits	Tax Exempt	Tax Free	Tax Deferred / AMIT * ₆	
TOTAL	0.00															0.00

Total Distributed Gains

Discount Rate	Discounted	Gross
Superfund 1/3	0.00	0.00
Individual 50%(I)	0.00	0.00
Total	0.00	0.00

*₁ Summary of Non Primary Production Income (A)

Tax Label	Franked	Unfranked	Interest/Other	Less Other Deduction	Income Before Credits * ₇	Franking Credits	Total Including Credits
11M Gross trust distributions					0.00		0.00

*₂ Forms part of the Net Capital Gains calculation for Tax Label 11A.

*₃ Forms part of the Foreign Credits calculation for Tax Label 11D, D1, 13C1.

*₄ Taxable Income is designed to match Tax Statement provided by Fund Manager.

Taxable Income in the SMSF Annual Return will be different due to application of Capital Losses in Net Capital Gain calculation and application of different discount method.

*₅ This is the discount rate selected for the transaction. "S" being Super Funds at 1/3 and "I" being Individual at 50%.

*₆ AMIT cost base net increase is reflected as negative amount i.e. negative tax deferred and AMIT cost base net decrease is reflected as positive amount i.e. positive tax deferred.

*₇ Sum of Income Before Credits reconciles with Taxable Trust Distributions in Statement of Taxable Income.

^ Variance between Payment Received and Net Cash Distribution.

23900 - Dividends Received

2022 Financial Year

Preparer Shelley Lian

Reviewer Steven Lee

Status Ready for Review

Account Code	Description	CY Balance	LY Balance	Change
AMGN.NDQ4	AMGEN Inc.		(\$186.58)	100%
BSL.AX	Bluescope Steel Limited		(\$145.20)	100%
CSL.AX	CSL Limited		(\$202.80)	100%
CSR.AX	CSR Limited	(\$2,311.20)	(\$1,203.75)	92%
FDX.NYE2	Fedex Corp	(\$108.32)	(\$361.66)	(70.05)%
ILU.AX	Iluka Resources Limited	(\$793.80)		100%
JBH.AX	Jb Hi-fi Limited	(\$1,219.80)	(\$837.00)	45.73%
MTS.AX	Metcash Limited - Ordinary Fully Paid		(\$14.63)	100%
NVDA.NDQ10	NVIDIA Corp	(\$23.28)		100%
QCOM.NDQ9	Qualcomm, Inc.		(\$366.08)	100%
RIO.AX	RIO Tinto Limited		(\$2,316.65)	100%
SEK.AX	Seek Limited	(\$340.00)		100%
TSN.NYE1	Tyson Foods, Inc. - Ordinary Shares - Class A		(\$164.67)	100%
TOTAL		CY Balance	LY Balance	
		(\$4,796.40)	(\$5,799.02)	

Supporting Documents

- Investment Income Comparison Report [Report](#)
- Dividend Reconciliation Report [Report](#)
- Saxo ShareDividends_8518797_2021-07-01_2022-06-30.xlsx

- USD_Div_2022WP.xlsx

Standard Checklist

- Attach copies of all dividend statements
- Attach copy of Dividend Reconciliation Report
- Attach copy of Investment Income Comparison Report

Peter Kruger Super Fund

Dividend Reconciliation Report

For The Period 01 July 2021 - 30 June 2022

Date	Net Payment Received	Australian Income			Foreign Income			Withheld		
		Unfranked	Franked	Franking Credits	Foreign Income	Foreign Credits	NZ Credits	TFN Withheld	Non-Resident	LIC Deduction
Shares in Listed Companies (Australian)										
CSR.AX CSR Limited										
02/07/2021	2,311.20	0.00	2,311.20	990.51						
	2,311.20	0.00	2,311.20	990.51						
ILU.AX Iluka Resources Limited										
06/10/2021	793.80	0.00	793.80	340.20						
	793.80	0.00	793.80	340.20						
JBH.AX Jb Hi-fi Limited										
10/09/2021	1,219.80	0.00	1,219.80							
	1,219.80	0.00	1,219.80							
SEK.AX Seek Limited										
05/10/2021	340.00	0.00	340.00							
	340.00	0.00	340.00							
	4,664.80	0.00	4,664.80	1,330.71						
Shares in Listed Companies (Overseas)										
FDX.NYE Fedex Corp										
12/07/2021	108.32				108.32	19.10				

Peter Kruger Super Fund

Dividend Reconciliation Report

For The Period 01 July 2021 - 30 June 2022

Date	Net Payment Received	Australian Income			Foreign Income			Withheld		
		Unfranked	Franked	Franking Credits	Foreign Income	Foreign Credits	NZ Credits	TFN Withheld	Non-Resident	LIC Deduction
	108.32				108.32	19.10				
NVDA.NDQ NVIDIA Corp										
01/07/2021	11.45				11.45	2.02				
23/09/2021	11.83				11.83	2.08				
	23.28				23.28	4.10				
	131.60				131.60	23.20				
TOTAL	4,796.40	0.00	4,664.80	1,330.71	131.60	23.20				

Tax Return Reconciliation

	Totals	Tax Return Label
Unfranked	0.00	J
Franked Dividends	4,664.80	K
Franking Credits	1,330.71	L

Peter Kruger Super Fund

Investment Income Comparison Report

As at 30 June 2022

Investment	Ledger Data			ASX & UUT Data							
	Transaction Date	Income Amount	Franking Credit	Date Payable	Ex Div/Dist Date	Units On Hand	45 Day Qualified	Amount per share/unit	Estimated Income	Estimated Franking*	
Reconciled											
Shares in Listed Companies (Australian)											
CSR.AX	CSR Limited	02/07/2021	2,311.20	990.51	02/07/2021	28/05/2021	9,630.00	9,630.00	0.2400	2,311.20	990.51
ILU.AX	Iluka Resources Limited	06/10/2021	793.80	340.20	06/10/2021	07/09/2021	6,615.00	6,615.00	0.1200	793.80	340.20
JBH.AX	Jb Hi-fi Limited	10/09/2021	1,219.80		10/09/2021	26/08/2021	1,140.00	0.00	1.0700	1,219.80	0.00
SEK.AX	Seek Limited	05/10/2021	340.00		05/10/2021	08/09/2021	1,700.00	0.00	0.2000	340.00	0.00
			4,664.80	1,330.71					1.6300	4,664.80	1,330.71
Unreconciled											
Shares in Listed Companies (Overseas)											
FDX.NYE	Fedex Corp	12/07/2021	108.32								
NVDA.NDQ	NVIDIA Corp	01/07/2021	11.45								
NVDA.NDQ	NVIDIA Corp	23/09/2021	11.83								
			131.60								
			4,796.40	1,330.71					1.6300	4,664.80	1,330.71

*Franking credit is estimated using 45 day qualified units. The estimation might not be accurate for preference shares and hedging arrangements.

Account ID	Iban	Client Curr	Instrument	Instrument Type	Posting Dat	Pay Date	Holding	Dividend	ur Conversion	Dividend ar	Withholdinç	Withholdinç	Residential	Residential	Fee amoun	Total Tax (Booked Amount (AUD)
36000/111999	AUD	CSR Ltd	CSR:xasx	Dividend R	02-Jul-2021	02-Jul-2021	9630	AUD 0.15	1	AUD 1,396.	0.00%	AUD 0.00	0.00%	AUD 0.00	AUD 0.00	0	1396.35
36000/111999	AUD	CSR Ltd	CSR:xasx	Dividend R	02-Jul-2021	02-Jul-2021	9630	AUD 0.10	1	AUD 914.8	0.00%	AUD 0.00	0.00%	AUD 0.00	AUD 0.00	0	914.85
36000/111999	AUD	JB HI-FI	JBH:xasx	Cash Divid	10-Sep-2021	10-Sep-2021	1140	AUD 1.07	1	AUD 1,219.	0.00%	AUD 0.00	0.00%	AUD 0.00	AUD 0.00	0	1219.8
36000/111999	AUD	SEEK Ltd	SEK:xasx	Cash Divid	05-Oct-2021	05-Oct-2021	1700	AUD 0.20	1	AUD 340.0	0.00%	AUD 0.00	0.00%	AUD 0.00	AUD 0.00	0	340
36000/111999	AUD	Iluka Resou	ILU:xasx	Dividend R	06-Oct-2021	06-Oct-2021	6615	AUD 0.12	1	AUD 793.8	0.00%	AUD 0.00	0.00%	AUD 0.00	AUD 0.00	0	793.8
36000/111999US	AUD	NVidia Corç	NVDA:xnas	Cash Divid	01-Jul-2021	01-Jul-2021	63	USD 0.16	1.338445	USD 10.08	15.00%	-USD 1.51	0.00%	USD 0.00	USD 0.00	-2.02	11.47
36000/111999US	AUD	FedEx Corp	FDX:xnys	Cash Divid	12-Jul-2021	12-Jul-2021	127	USD 0.75	1.336558	USD 95.25	15.00%	-USD 14.29	0.00%	USD 0.00	USD 0.00	-19.1	108.21
36000/111999US	AUD	NVidia Corç	NVDA:xnas	Cash Divid	23-Sep-2021	23-Sep-2021	252	USD 0.04	1.370597	USD 10.08	15.00%	-USD 1.51	0.00%	USD 0.00	USD 0.00	-2.07	11.75

Instrument	Code	Date	Holding	USD				AUD			
				Gross	Tax	Net	Forex rate	Gross	Tax	Net	
NVidia Corp.	NVDA:xnas	7/1/2021	63	\$ 10.08	\$ 1.51	\$ 8.57	0.75	\$ 13.47	\$ 2.02	\$ 11.45	
FedEx Corp.	FDX:xnys	7/12/2021	127	\$ 95.25	\$ 14.29	\$ 80.96	0.75	\$ 127.44	\$ 19.12	\$ 108.32	
NVidia Corp.	NVDA:xnas	9/23/2021	252	\$ 10.08	\$ 1.51	\$ 8.57	0.72	\$ 13.91	\$ 2.08	\$ 11.83	

24200 - Contributions

2022 Financial Year

Preparer Shelley Lian

Reviewer Steven Lee

Status Ready for Review

Account Code	Description	CY Balance	LY Balance	Change
KRUPET00002A	(Contributions) Kruger, Peter - Accumulation (Accumulation)	(\$120,676.74)	(\$45,094.58)	167.61%
TOTAL		CY Balance	LY Balance	
		(\$120,676.74)	(\$45,094.58)	

Supporting Documents

- Contributions Breakdown Report [Report](#)
- SuperStream Contribution Data Report [Report](#)
- Peter Kruger Super Fund Records 2021-2022.xlsx

Standard Checklist

- Attach copies of S290-170 notices (if necessary)
- Attach copy of Contributions Breakdown Report
- Attach SuperStream Contribution Data Report
- Check Fund is registered for SuperStream (if necessary)
- Ensure all Contributions have been allocated from Bank Accounts
- Ensure Work Test is satisfied if members are over 65

Peter Kruger Super Fund

Contributions Breakdown Report

For The Period 01 July 2021 - 30 June 2022

Summary

Member	D.O.B	Age (at 30/06/2021)	Total Super Balance (at 30/06/2021) *1	Concessional	Non-Concessional	Other	Reserves	Total
Kruger, Peter	Provided	59	566,599.02	25,342.42	95,334.32	0.00	0.00	120,676.74
All Members				25,342.42	95,334.32	0.00	0.00	120,676.74

*1 TSB can include information external to current fund's transaction records. The amount is per individual across all funds.

Contribution Caps

Member	Contribution Type	Contributions	Cap	Current Position
Kruger, Peter	Concessional	25,342.42	27,500.00	2,157.58 Below Cap
	Non-Concessional	95,334.32	110,000.00	14,665.68 Below Cap

Carry Forward Unused Concessional Contribution Cap

Member	2017	2018	2019	2020	2021	2022	Current Position
Kruger, Peter							
Concessional Contribution Cap	35,000.00	25,000.00	25,000.00	25,000.00	25,000.00	27,500.00	
Concessional Contribution	0.00	3,012.95	24,060.36	23,931.61	45,094.58	25,342.42	
Unused Concessional Contribution	0.00	0.00	939.64	1,068.39	0.00	2,157.58	
Cumulative Carry Forward Unused	N/A	N/A	0.00	939.64	2,008.03	0.00	
Maximum Cap Available	35,000.00	25,000.00	25,000.00	25,939.64	27,008.03	27,500.00	2,157.58 Below Cap
Total Super Balance	0.00	0.00	280,613.19	309,767.93	359,533.71	566,599.02	

NCC Bring Forward Caps

Member	Bring Forward Cap	2019	2020	2021	2022	Total	Current Position
Kruger, Peter	N/A	0.00	0.00	0.00	95,334.32	N/A	Bring Forward Not Triggered

Kruger, Peter

Date	Transaction Description	Ledger Data				SuperStream Data					
		Contribution Type	Concessional	Non-Concession	Other	Reserves	Contribution	Employer	Concessional	Non-Concess	Other
15/07/2021	Direct Credit 361578 QUICKSUPER QUICKSPR3006000 816	Employer	1,906.50				Employer	W.W. WEDDERBURN PTY. LIMITED	1,906.50		
18/08/2021	Direct Credit 361578 QUICKSUPER QUICKSPR3027860 849	Employer	2,920.60				Employer	W.W. WEDDERBURN PTY. LIMITED	2,920.60		
16/09/2021	Direct Credit 361578 QUICKSUPER QUICKSPR3046764 278	Employer	1,953.84				Employer	W.W. WEDDERBURN PTY. LIMITED	1,953.84		
19/10/2021	Direct Credit 361578 QUICKSUPER QUICKSPR3067474 140	Employer	1,953.84				Employer	W.W. WEDDERBURN PTY. LIMITED	1,953.84		
17/11/2021	Direct Credit 361578 QUICKSUPER QUICKSPR3086899 975	Employer	1,953.84				Employer	W.W. WEDDERBURN PTY. LIMITED	1,953.84		
22/11/2021	Transfer from NetBank Peter after tax CO	Personal - Non-Concessional		4,066.32							
23/11/2021	Transfer from NetBank Peter contribution	Personal - Non-Concessional		42,025.00							
23/11/2021	Transfer from NetBank Peter Contribution	Personal - Non-Concessional		49,243.00							
16/12/2021	Direct Credit 361578 QUICKSUPER QUICKSPR3106777 225	Employer	1,953.84				Employer	W.W. WEDDERBURN PTY. LIMITED	1,953.84		
17/01/2022	Direct Credit 361578 QUICKSUPER QUICKSPR3125328 428	Employer	2,930.76				Employer	W.W. WEDDERBURN PTY. LIMITED	2,930.76		
16/02/2022	Direct Credit 361578	Employer	1,953.84				Employer	W.W. WEDDERBURN	1,953.84		

	QUICKSUPER QUICKSPR3145962 621					PTY. LIMITED			
17/03/2022	Direct Credit 361578 QUICKSUPER QUICKSPR3166683 849	Employer	1,953.84		Employer	W.W. WEDDERBURN PTY. LIMITED	1,953.84		
20/04/2022	Direct Credit 361578 QUICKSUPER QUICKSPR3189308 177	Employer	1,953.84		Employer	W.W. WEDDERBURN PTY. LIMITED	1,953.84		
18/05/2022	Direct Credit 361578 QUICKSUPER QUICKSPR3209050 553	Employer	1,953.84		Employer	W.W. WEDDERBURN PTY. LIMITED	1,953.84		
16/06/2022	Direct Credit 361578 QUICKSUPER QUICKSPR3230145 075	Employer	1,953.84		Employer	W.W. WEDDERBURN PTY. LIMITED	1,953.84		
Total - Kruger, Peter			25,342.42	95,334.32	0.00		0.00	25,342.42	0.00
Total for All Members			25,342.42	95,334.32	0.00		0.00		

Peter Kruger Super Fund

SuperStream Contribution Data Report

For The Period 01 July 2021 - 30 June 2022

Transaction Date	Reference	Employer Org	Pay Period	Employer	Personal - NCC	Spouse & Child	Other Family & Friends	Any Other	Total
Kruger, Peter									
15/07/2021	QUICKSPR3006000816	W.W. WEDDERBURN PTY. LIMITED	24/05/2021 - 20/06/2021	1,906.50	0.00	0.00	0.00	0.00	1,906.50
18/08/2021	QUICKSPR3027860849	W.W. WEDDERBURN PTY. LIMITED	21/06/2021 - 01/08/2021	2,920.60	0.00	0.00	0.00	0.00	2,920.60
16/09/2021	QUICKSPR3046764278	W.W. WEDDERBURN PTY. LIMITED	02/08/2021 - 29/08/2021	1,953.84	0.00	0.00	0.00	0.00	1,953.84
19/10/2021	QUICKSPR3067474140	W.W. WEDDERBURN PTY. LIMITED	30/08/2021 - 26/09/2021	1,953.84	0.00	0.00	0.00	0.00	1,953.84
17/11/2021	QUICKSPR3086899975	W.W. WEDDERBURN PTY. LIMITED	27/09/2021 - 24/10/2021	1,953.84	0.00	0.00	0.00	0.00	1,953.84
16/12/2021	QUICKSPR3106777225	W.W. WEDDERBURN PTY. LIMITED	25/10/2021 - 21/11/2021	1,953.84	0.00	0.00	0.00	0.00	1,953.84
17/01/2022	QUICKSPR3125328428	W.W. WEDDERBURN PTY. LIMITED	22/11/2021 - 02/01/2022	2,930.76	0.00	0.00	0.00	0.00	2,930.76
16/02/2022	QUICKSPR3145962621	W.W. WEDDERBURN PTY. LIMITED	03/01/2022 - 30/01/2022	1,953.84	0.00	0.00	0.00	0.00	1,953.84
17/03/2022	QUICKSPR3166683849	W.W. WEDDERBURN PTY. LIMITED	31/01/2022 - 27/02/2022	1,953.84	0.00	0.00	0.00	0.00	1,953.84
20/04/2022	QUICKSPR3189308177	W.W. WEDDERBURN PTY. LIMITED	28/02/2022 - 27/03/2022	1,953.84	0.00	0.00	0.00	0.00	1,953.84
18/05/2022	QUICKSPR3209050553	W.W. WEDDERBURN PTY. LIMITED	28/03/2022 - 24/04/2022	1,953.84	0.00	0.00	0.00	0.00	1,953.84
16/06/2022	QUICKSPR3230145075	W.W. WEDDERBURN PTY. LIMITED	25/04/2022 - 22/05/2022	1,953.84	0.00	0.00	0.00	0.00	1,953.84
				25,342.42	0.00	0.00	0.00	0.00	25,342.42
				25,342.42	0.00	0.00	0.00	0.00	25,342.42

*Data last updated: 16/05/2023

Customer Records
For the Year Ended [6/30/2022](#)

Super Fund Name [Peter Kruger Super Fund](#)
ABN [61887872187](#)
TFN [498835077](#)

Company Name [Peter Kruger Super Pty Ltd](#)
CAN [624 742 623](#)

Go To...

Contributions & Rollover [Contributions & Rollovers](#)

Income [Income](#)

Expenses [Expense](#)

Investments [Investments](#)

EOY Asset Values [EOY Asset Values](#)

INPUT AREA

Superhelp Australia
PH - 1300736453
info@superhelp.com.au

Saxo Trading
HSBC account
BSB - 342011
Account - 451747163
Ref ID - 8518797

SF360 user name - pkruger@bigpond.net.au

Please note:

- You do not need to complete this form if you make notes on the bank statements for each transaction.
- You do not need to complete investment purchases and sales if you have a summary statement from the provider.
- Please do not show EOY asset values for **listed shares and managed funds**. We get these details from our own database.

Fund Name: Peter Kruger Super Fund
 Year Ended: 30-Jun-22

INPUT AREA

Member Contributions / Rollovers

Types	Information to be provided	
Rollover	<i>Rollover Benefit Statements</i>	
PC - Personal Undeducted Contribution		Personal contributions that are not claimed as deductions in personal tax returns. May be eligible for Govt. Co-contributions.
PCT - Personal Deducted Contribution	<i>A notice of intent to claim a deduction (ATO NAT 71121)</i>	Personal contributions that are claimed as deductions in personal tax returns - allowed only if the 10% rule is satisfied
EC - Employer Contribution	<i>PAYG Summary</i>	Employer contributions (not self-employed). If you are self-employed, choose this option only if you own a company.
SS - Salary Sacrificed Contribution		Salary sacrifice (not self-employed). If you are self-employed, choose this option only if you own a company.

Please note:

Self-employed (e.g. sole trader)

Super contributions are personal contributions.

If you meet the 10% rule and intend to claim a tax deductions for self employed contributions, the contributions are PCT (Personal Deducted Contributions). Please fill in the the ATO form (i.e. A notice of intent to claim a deduction)

Self-employed (e.g. owning a company)

Super contributions made by the company are treated as employer contributions (i.e. eligible as tax deductions for the company).

Deposit Date	Member	Type	Amount	Notes
15-Jul-21	Peter Kruger	EC - Employer Contribution	1,906.50	
18-Aug-21	Peter Kruger	EC - Employer Contribution	2,920.60	
16-Sep-21	Peter Kruger	EC - Employer Contribution	1,953.84	
19-Oct-21	Peter Kruger	EC - Employer Contribution	1,953.84	
17-Nov-21	Peter Kruger	EC - Employer Contribution	1,953.84	
22-Nov-21	Peter Kruger	PC - Personal Undeducted Contribution	4,066.32	
23-Nov-21	Peter Kruger	PC - Personal Undeducted Contribution	42,025.00	
23-Nov-21	Peter Kruger	PC - Personal Undeducted Contribution	49,243.00	
16-Dec-21	Peter Kruger	EC - Employer Contribution	1,953.84	
17-Jan-22	Peter Kruger	EC - Employer Contribution	2,930.76	

Date	Description	Amount	Written Evidence?	Paid by member?	Member Name (only if it was paid personally and it's to be treated as a contribution)
2-Jul-21	Clearview Life Insurance	733.08	Yes	No	
28-Jul-21	PAYG Tax	918.00	Yes	No	
3-Aug-21	Clearview Life Insurance	733.08	Yes	No	
20-Aug-21	SuperHelp Tax Audit deposit	550.00	Yes	No	
2-Sep-21	Clearview Life Insurance	733.08	Yes	No	
27-Sep-21	Bitgear - Grypto wallet and storage capsule	430.00	Yes	No	
5-Oct-21	Clearview Life Insurance	733.08	Yes	No	
28-Oct-21	PAYG Tax	1,153.00	Yes	No	
2-Nov-21	Clearview Life Insurance	733.08	Yes	No	
19-Nov-21	Crypto Tax Calculator	249.00	Yes	No	
22-Nov-21	ASIC Company extract	9.00	Yes	No	
2-Dec-21	Clearview Life Insurance	733.08	Yes	No	
5-Jan-22	Clearview Life Insurance	733.08	Yes	No	
2-Feb-22	Clearview Life Insurance	733.08	Yes	No	
28-Feb-22	PAYG Tax	1,153.00	Yes	No	
2-Mar-22	Clearview Life Insurance	733.08	Yes	No	
28-Apr-22	PAYG Tax	1,153.00	Yes	No	
1-May-22	ASIC Company Fee	56.00	Yes	No	
6-May-22	Clearview Life Insurance	814.04	Yes	No	
27-May-22	SuperHelp Tax Audit balance	1,225.00	Yes	No	
2-Jun-22	Clearview Life Insurance	407.02	Yes	No	
17-Jun-22	Income tax	12,470.82	Yes	No	
Total		27,185.60			

Item No.	Payment Date	Type of Income	Source	Franked Dividend	Unfranked Dividend	Other Income	Tax Withheld	Total Payment	Franking Credit	Notes
1	1-Jul-21	Interest	CBA			0.03		\$0.03	0.00	
2	1-Aug-21	Interest	CBA			0.03		\$0.03	0.00	
3	1-Sep-21	Interest	CBA			0.03		\$0.03	0.00	
5	1-Oct-21	Interest	CBA			0.33		\$0.33	0.00	
6	1-Nov-21	Interest	CBA			1.04		\$1.04	0.00	
7									0.00	
8									0.00	
9									0.00	
10									0.00	
11									0.00	
12									0.00	
13									0.00	
14									0.00	
15									0.00	
16									0.00	
17									0.00	
18									0.00	
19									0.00	
20									0.00	
21									0.00	
22									0.00	
23									0.00	
24									0.00	
25									0.00	
26									0.00	
27									0.00	
28									0.00	
29									0.00	
30									0.00	
31									0.00	
32									0.00	
33									0.00	
34									0.00	
35									0.00	
36									0.00	
37									0.00	
38									0.00	
39									0.00	
40									0.00	
41									0.00	
42									0.00	
43									0.00	
44									0.00	
45									0.00	
46									0.00	
47									0.00	
48									0.00	
Total				0.00		1.46	0.00	1.46	0.00	

Item No.	Asset	No. of Shares	Price as at 30/6/2022	Total Value as at 30/6/2022
2				0.00
3				0.00
4				0.00
5				0.00
6				0.00
7				0.00
8				0.00
9				0.00
10				0.00
11				0.00
12				0.00
13				0.00
14				0.00
15				0.00
16				0.00
17				0.00
18				0.00
19				0.00
20				0.00
21				0.00
22				0.00
23				0.00
24				0.00
25				0.00
26				0.00
27				0.00
28				0.00
29				0.00
30				0.00
31				0.00
32				0.00
33				0.00
34				0.00
35				0.00
36				0.00
37				0.00
Total				0.00

24700 - Changes in Market Values of Investments

2022 Financial Year

Preparer Shelley Lian

Reviewer Steven Lee

Status Ready for Review

Account Code	Description	CY Balance	LY Balance	Change
24700	Changes in Market Values of Investments	\$522,796.09	(\$199,767.33)	(361.7)%
TOTAL		CY Balance	LY Balance	
		\$522,796.09	(\$199,767.33)	

Supporting Documents

- Net Capital Gains Reconciliation [Report](#)
- Market Movement [Report](#)
- Realised Capital Gain Report [Report](#)
- Saxo TradesExecuted_8518797_2021-07-01_2022-06-30.xlsx
- CTC Report Summary - 1st July 2021 - 30th June 2022 (6).pdf
- Saxo_2022WP.xlsx
- Crypto Tax Calculation_2022CGTWP.xlsx

Standard Checklist

- Attach copies of Source Documentation (Contract Notes, Broker Statements, Chess Statements, Contracts of Sale, Managed Fund Statements etc)
- Attach copy of Market Movement report
- Attach copy of Net Capital Gains Reconciliation
- Attach copy of Realised Capital Gain Report
- Ensure all Asset Disposals have been entered
- Ensure all Market Values have been entered for June 30
- Ensure all Tax Deferred Distributions have been entered

Peter Kruger Super Fund

Market Movement Report

As at 30 June 2022

Investment	Date	Description	Unrealised				Realised			Total
			Units	Accounting Cost Movement	Market Movement	Depreciation	Balance	Consideration	Accounting Cost Base	
AMZN.NDQ1 - Amazon.com Inc.										
	01/07/2021	Opening Balance	11.00	0.00	0.00	0.00	50,334.88	0.00	0.00	0.00
	02/08/2021	Disposal	(11.00)	(45,390.42)	0.00	0.00	4,944.46	50,038.95	45,390.42	4,648.53
	02/08/2021	Writeback	0.00	0.00	(4,944.46)	0.00	0.00	0.00	0.00	0.00
	30/06/2022		0.00	(45,390.42)	(4,944.46)	0.00	0.00	50,038.95	45,390.42	4,648.53
ANZ.AX - Australia And New Zealand Banking Group Limited										
	01/07/2021	Opening Balance	0.00	0.00	0.00	0.00	0.00	0.00	0.00	0.00
	02/07/2021	Purchase	1,883.00	53,346.49	0.00	0.00	53,346.49	0.00	0.00	0.00
	15/07/2021	Disposal	(1,883.00)	(53,346.49)	0.00	0.00	0.00	51,876.02	53,346.49	(1,470.47)
	30/06/2022		0.00	0.00	0.00	0.00	0.00	51,876.02	53,346.49	(1,470.47)
BSL.AX - Bluescope Steel Limited										
	01/07/2021	Opening Balance	0.00	0.00	0.00	0.00	0.00	0.00	0.00	0.00
	21/09/2021	Purchase	2,365.00	50,667.37	0.00	0.00	50,667.37	0.00	0.00	0.00
	29/09/2021	Disposal	(2,365.00)	(50,667.37)	0.00	0.00	0.00	46,445.48	50,667.37	(4,221.89)
	30/06/2022		0.00	0.00	0.00	0.00	0.00	46,445.48	50,667.37	(4,221.89)
CBA.AX1 - Commonwealth Bank Of Australia.										
	29/09/2021	Purchase	365.00	37,481.88	0.00	0.00	37,481.88	0.00	0.00	0.00
	04/10/2021	Disposal	(365.00)	(37,481.88)	0.00	0.00	0.00	37,474.39	37,481.88	(7.49)
	30/06/2022		0.00	0.00	0.00	0.00	0.00	37,474.39	37,481.88	(7.49)
CSR.AX - CSR Limited										
	01/07/2021	Opening Balance	9,630.00	0.00	0.00	0.00	55,468.80	0.00	0.00	0.00
	04/10/2021	Disposal	(9,630.00)	(40,675.15)	0.00	0.00	14,793.65	53,986.78	40,675.15	13,311.63
	04/10/2021	Writeback	0.00	0.00	(14,793.65)	0.00	0.00	0.00	0.00	0.00
	30/06/2022		0.00	(40,675.15)	(14,793.65)	0.00	0.00	53,986.78	40,675.15	13,311.63
FDX.NYE2 - Fedex Corp										
	01/07/2021	Opening Balance	127.00	0.00	0.00	0.00	50,396.27	0.00	0.00	0.00
	03/08/2021	Disposal	(127.00)	(44,424.14)	0.00	0.00	5,972.13	47,392.17	44,424.14	2,968.03
	03/08/2021	Writeback	0.00	0.00	(5,972.13)	0.00	0.00	0.00	0.00	0.00
	30/06/2022		0.00	(44,424.14)	(5,972.13)	0.00	0.00	47,392.17	44,424.14	2,968.03
FMG.AX - Fortescue Metals Group Ltd										
	01/07/2021	Opening Balance	2,220.00	0.00	0.00	0.00	51,814.80	0.00	0.00	0.00
	04/08/2021	Disposal	(2,220.00)	(49,816.04)	0.00	0.00	1,998.76	53,757.99	49,816.04	3,941.95
	04/08/2021	Writeback	0.00	0.00	(1,998.76)	0.00	0.00	0.00	0.00	0.00

Peter Kruger Super Fund
Market Movement Report

As at 30 June 2022

Investment	Date	Description	Unrealised				Realised			Total
			Units	Accounting Cost Movement	Market Movement	Depreciation	Balance	Consideration	Accounting Cost Base	
	30/06/2022		0.00	(49,816.04)	(1,998.76)	0.00	0.00	53,757.99	49,816.04	3,941.95
GOOGL.NDQ10 - Alphabet Inc - Ordinary Shares - Class A										
	01/07/2021	Opening Balance	14.00	0.00	0.00	0.00	45,470.95	0.00	0.00	0.00
	21/09/2021	Disposal	(14.00)	(30,854.28)	0.00	0.00	14,616.67	54,067.40	30,854.28	23,213.12
	21/09/2021	Writeback	0.00	0.00	(14,616.67)	0.00	0.00	0.00	0.00	0.00
	30/06/2022		0.00	(30,854.28)	(14,616.67)	0.00	0.00	54,067.40	30,854.28	23,213.12
ILU.AX - Iluka Resources Limited										
	01/07/2021	Opening Balance	0.00	0.00	0.00	0.00	0.00	0.00	0.00	0.00
	15/07/2021	Purchase	6,615.00	57,845.58	0.00	0.00	57,845.58	0.00	0.00	0.00
	04/10/2021	Disposal	(6,615.00)	(57,845.58)	0.00	0.00	0.00	58,821.69	57,845.58	976.11
	30/06/2022		0.00	0.00	0.00	0.00	0.00	58,821.69	57,845.58	976.11
JBH.AX - Jb Hi-fi Limited										
	01/07/2021	Opening Balance	0.00	0.00	0.00	0.00	0.00	0.00	0.00	0.00
	04/08/2021	Purchase	1,140.00	55,954.80	0.00	0.00	55,954.80	0.00	0.00	0.00
	27/08/2021	Disposal	(1,140.00)	(55,954.80)	0.00	0.00	0.00	51,995.21	55,954.80	(3,959.59)
	30/06/2022		0.00	0.00	0.00	0.00	0.00	51,995.21	55,954.80	(3,959.59)
NVDA.NDQ10 - NVIDIA Corp										
	01/07/2021	Opening Balance	63.00	0.00	0.00	0.00	67,047.49	0.00	0.00	0.00
	20/07/2021	Disposal	(63.00)	(45,811.28)	0.00	0.00	21,236.21	48,286.52	45,811.28	2,475.24
	20/07/2021	Purchase	252.00	48,286.52	0.00	0.00	69,522.73	0.00	0.00	0.00
	20/07/2021	Writeback	0.00	0.00	(4,247.24)	0.00	65,275.49	0.00	0.00	0.00
	01/10/2021	Disposal	(252.00)	(48,286.52)	0.00	0.00	16,988.97	72,022.31	48,286.52	23,735.79
	01/10/2021	Writeback	0.00	0.00	(16,988.97)	0.00	0.00	0.00	0.00	0.00
	30/06/2022		0.00	(45,811.28)	(21,236.21)	0.00	0.00	120,308.83	94,097.80	26,211.03
SEK.AX - Seek Limited										
	01/09/2021	Purchase	1,700.00	55,494.87	0.00	0.00	55,494.87	0.00	0.00	0.00
	21/09/2021	Disposal	(1,700.00)	(55,494.87)	0.00	0.00	0.00	48,424.35	55,494.87	(7,070.52)
	30/06/2022		0.00	0.00	0.00	0.00	0.00	48,424.35	55,494.87	(7,070.52)

Peter Kruger Super Fund

Market Movement Report

As at 30 June 2022

Investment	Date	Description	Unrealised				Realised			Total
			Units	Accounting Cost Movement	Market Movement	Depreciation	Balance	Consideration	Accounting Cost Base	
SHKDPKSOFTWARE - DSS Trading Program										
	01/07/2021	Opening Balance	1.00	0.00	0.00	0.00	1,918.63	0.00	0.00	0.00
	30/06/2022	Depreciation	0.00	0.00	0.00	(1,918.63)	0.00	0.00	0.00	0.00
	30/06/2022		1.00	0.00	0.00	(1,918.63)	0.00	0.00	0.00	0.00
SHKDPKrugerSaxo - Saxo Trading Account (CFD, Options and Cash)										
	01/07/2021	Opening Balance	1.00	0.00	0.00	0.00	183,561.24	0.00	0.00	0.00
	30/06/2022	Revaluation	0.00	0.00	0.00	0.00	183,561.24	0.00	0.00	0.00
	30/06/2022	Revaluation	0.00	0.00	0.00	0.00	183,561.24	0.00	0.00	0.00
	30/06/2022	Return Of Capital	0.00	(172,485.98)	0.00	0.00	11,075.26			
	30/06/2022	Return Of Capital	0.00	(11,063.00)	0.00	0.00	12.26			
	30/06/2022	Revaluation	0.00	0.00	11,063.00	0.00	11,075.26	0.00	0.00	0.00
	30/06/2022	Revaluation	0.00	0.00	(11,063.00)	0.00	12.26	0.00	0.00	0.00
	30/06/2022	Revaluation	0.00	0.00	(11.83)	0.00	0.43	0.00	0.00	0.00
	30/06/2022		1.00	(183,548.98)	(11.83)	0.00	0.43	0.00	0.00	0.00
SHKDSsoftware - SPA3ETF Software										
	01/07/2021	Opening Balance	1.00	0.00	0.00	0.00	0.00	0.00	0.00	0.00
	30/06/2022		1.00	0.00	0.00	0.00	0.00	0.00	0.00	0.00
SHSAPETES001CRYPTO - Cryptocurrency										
	24/09/2021	Purchase	1.00	10,000.00	0.00	0.00	10,000.00	0.00	0.00	0.00
	25/09/2021	Instalment	0.00	20,000.00	0.00	0.00	30,000.00	0.00	0.00	0.00
	25/09/2021	Instalment	0.00	30,000.00	0.00	0.00	60,000.00	0.00	0.00	0.00
	01/10/2021	Instalment	0.00	54,000.00	0.00	0.00	114,000.00	0.00	0.00	0.00
	05/10/2021	Instalment	0.00	100,000.00	0.00	0.00	214,000.00	0.00	0.00	0.00
	06/10/2021	Instalment	0.00	100,000.00	0.00	0.00	314,000.00	0.00	0.00	0.00
	07/10/2021	Instalment	0.00	100,000.00	0.00	0.00	414,000.00	0.00	0.00	0.00
	08/10/2021	Instalment	0.00	100,000.00	0.00	0.00	514,000.00	0.00	0.00	0.00
	09/10/2021	Instalment	0.00	43,000.00	0.00	0.00	557,000.00	0.00	0.00	0.00
	23/11/2021	Instalment	0.00	97,000.00	0.00	0.00	654,000.00	0.00	0.00	0.00
	17/12/2021	Instalment	0.00	2,500.00	0.00	0.00	656,500.00	0.00	0.00	0.00
	01/02/2022	Instalment	0.00	2,500.00	0.00	0.00	659,000.00	0.00	0.00	0.00
	16/06/2022	Return Of Capital	0.00	(9,065.61)	0.00	0.00	649,934.39			
	30/06/2022	Revaluation	0.00	0.00	17,869.56	0.00	667,803.95	0.00	0.00	0.00
	30/06/2022	Revaluation	0.00	0.00	(497,694.38)	0.00	170,109.57	0.00	0.00	0.00

Peter Kruger Super Fund

Market Movement Report

As at 30 June 2022

Investment	Date	Description	Unrealised				Realised			Total	
			Units	Accounting Cost Movement	Market Movement	Depreciation	Balance	Consideration	Accounting Cost Base		Accounting Profit/(loss)
	30/06/2022		1.00	649,934.39	(479,824.82)	0.00	170,109.57	0.00	0.00	0.00	
TCL.AX - Transurban Group											
	01/07/2021	Opening Balance	0.00	0.00	0.00	0.00	0.00	0.00	0.00	0.00	
	01/09/2021	Purchase	3,896.00	55,562.47	0.00	0.00	55,562.47	0.00	0.00	0.00	
	04/10/2021	Disposal	(3,896.00)	(55,562.47)	0.00	0.00	0.00	55,313.44	55,562.47	(249.03)	
	30/06/2022		0.00	0.00	0.00	0.00	0.00	55,313.44	55,562.47	(249.03)	
WOR.AX - Worley Limited											
	01/07/2021	Opening Balance	4,736.00	0.00	0.00	0.00	56,642.56	0.00	0.00	0.00	
	27/08/2021	Disposal	(4,736.00)	(50,954.37)	0.00	0.00	5,688.19	47,886.15	50,954.37	(3,068.22)	
	27/08/2021	Writeback	0.00	0.00	(5,688.19)	0.00	0.00	0.00	0.00	0.00	
	30/06/2022		0.00	(50,954.37)	(5,688.19)	0.00	0.00	47,886.15	50,954.37	(3,068.22)	
Total Market Movement					(549,086.72)					55,223.19	(493,863.53)

Peter Kruger Super Fund

Capital Gains Reconciliation Report

For The Period 01 July 2021 - 30 June 2022

	Total	Discounted	Indexed	Other	Notional
Losses available to offset					
Carried forward from prior losses	0.00				
Carried forward from prior losses - Collectables	0.00				
Current year capital losses	20,047.21				
Current year capital losses - Collectables	0.00				
Total Losses Available	20,047.21				
Total Losses Available - Collectables	0.00				
Capital Gains					
Capital gains from disposal of assets	75,270.40	13,311.63	0.00	61,958.77	0.00
Capital gains from disposal of assets - Collectables	0.00	0.00	0.00	0.00	0.00
Capital gains from trust distributions	45,607.00	0.00	0.00	45,607.00	0.00
Capital Gains Before Losses applied	120,877.40	13,311.63	0.00	107,565.77	0.00
Losses and discount applied					
Losses applied	20,047.21	0.00	0.00	20,047.21	0.00
Losses applied - Collectables	0.00	0.00	0.00	0.00	0.00
Capital gains after losses applied	100,830.19	13,311.63	0.00	87,518.56	0.00
Capital gains after losses applied - Collectables	0.00	0.00	0.00	0.00	0.00
CGT Discount applied	4,437.21				
CGT Discount applied - Collectables	0.00				

Peter Kruger Super Fund

Capital Gains Reconciliation Report

For The Period 01 July 2021 - 30 June 2022

	Total	Discounted	Indexed	Other	Notional
Net Capital Gain					
Net capital gain	96,392.98				
Net capital gain - Collectables	0.00				
Total Net Capital Gain (11A)	96,392.98				
Net Capital Losses Carried Forward to later income					
Net Capital Losses Carried Forward to later income years	0.00				
Net Capital Losses Carried Forward to later income years - Collectables	0.00				
Total Net Capital Losses Carried Forward to later income years (14V)	0.00				

Note

Refer to Realised Gains Report for details of Disposals at a Security level

Refer to Distribution Reconciliation Report for Trust Distribution details at a Security level

Peter Kruger Super Fund

Realised Capital Gains Report

For The Period 01 July 2021 - 30 June 2022

Investment		Accounting Treatment				Tax Treatment						
Purchase Contract Date	Disposal Contract Date	Units	Cost	Proceeds	Accounting Profit/(Loss)	Adjusted Cost Base	Reduced Cost Base	Indexed Cost Base	Indexed Gains	Discounted Gains (Gross)	Other Gains	Capital Loss
Managed Investments (Australian)												
SHKDPKrugerSaxo - Saxo Trading Account (CFD, Options and Cash)												
		0.00	0.00	0.00	0.00	0.00	0.00	0.00	0.00	0.00	16,633.00	0.00
		0.00	0.00	0.00	0.00	0.00	0.00	0.00	0.00	0.00	16,633.00	0.00
		0.00	0.00	0.00	0.00	0.00	0.00	0.00	0.00	0.00	28,974.00	0.00
		0.00	0.00	0.00	0.00	0.00	0.00	0.00	0.00	0.00	28,974.00	0.00
		0.00	0.00	0.00	0.00	0.00	0.00	0.00	0.00	0.00	45,607.00	0.00
Shares in Listed Companies (Australian)												
ANZ.AX - Australia And New Zealand Banking Group Limited												
02/07/2021	15/07/2021	1,883.00	53,346.49	51,876.02	(1,470.47)	53,346.49	53,346.49	0.00	0.00	0.00	0.00	(1,470.47)
		1,883.00	53,346.49	51,876.02	(1,470.47)	53,346.49	53,346.49	0.00	0.00	0.00	0.00	(1,470.47)
BSL.AX - Bluescope Steel Limited												
21/09/2021	29/09/2021	2,365.00	50,667.37	46,445.48	(4,221.89)	50,667.37	50,667.37	0.00	0.00	0.00	0.00	(4,221.89)
		2,365.00	50,667.37	46,445.48	(4,221.89)	50,667.37	50,667.37	0.00	0.00	0.00	0.00	(4,221.89)
CBA.AX1 - Commonwealth Bank Of Australia.												
29/09/2021	04/10/2021	365.00	37,481.88	37,474.39	(7.49)	37,481.88	37,481.88	0.00	0.00	0.00	0.00	(7.49)
		365.00	37,481.88	37,474.39	(7.49)	37,481.88	37,481.88	0.00	0.00	0.00	0.00	(7.49)
CSR.AX - CSR Limited												
21/09/2020	04/10/2021	9,630.00	40,675.15	53,986.78	13,311.63	40,675.15	40,675.15	0.00	0.00	13,311.63	0.00	0.00
		9,630.00	40,675.15	53,986.78	13,311.63	40,675.15	40,675.15	0.00	0.00	13,311.63	0.00	0.00
FMG.AX - Fortescue Metals Group Ltd												

Peter Kruger Super Fund

Realised Capital Gains Report

For The Period 01 July 2021 - 30 June 2022

Investment		Accounting Treatment				Tax Treatment						
Purchase Contract Date	Disposal Contract Date	Units	Cost	Proceeds	Accounting Profit/(Loss)	Adjusted Cost Base	Reduced Cost Base	Indexed Cost Base	Indexed Gains	Discounted Gains (Gross)	Other Gains	Capital Loss
Shares in Listed Companies (Australian)												
21/05/2021	04/08/2021	2,220.00	49,816.04	53,757.99	3,941.95	49,816.04	49,816.04	0.00	0.00	0.00	3,941.95	0.00
		2,220.00	49,816.04	53,757.99	3,941.95	49,816.04	49,816.04	0.00	0.00	0.00	3,941.95	0.00
ILU.AX - Iluka Resources Limited												
15/07/2021	04/10/2021	6,615.00	57,845.58	58,821.69	976.11	57,845.58	57,845.58	0.00	0.00	0.00	976.11	0.00
		6,615.00	57,845.58	58,821.69	976.11	57,845.58	57,845.58	0.00	0.00	0.00	976.11	0.00
JBH.AX - Jb Hi-fi Limited												
04/08/2021	27/08/2021	1,140.00	55,954.80	51,995.21	(3,959.59)	55,954.80	55,954.80	0.00	0.00	0.00	0.00	(3,959.59)
		1,140.00	55,954.80	51,995.21	(3,959.59)	55,954.80	55,954.80	0.00	0.00	0.00	0.00	(3,959.59)
SEK.AX - Seek Limited												
01/09/2021	21/09/2021	1,700.00	55,494.87	48,424.35	(7,070.52)	55,494.87	55,494.87	0.00	0.00	0.00	0.00	(7,070.52)
		1,700.00	55,494.87	48,424.35	(7,070.52)	55,494.87	55,494.87	0.00	0.00	0.00	0.00	(7,070.52)
WOR.AX - Worley Limited												
25/05/2021	27/08/2021	4,736.00	50,954.37	47,886.15	(3,068.22)	50,954.37	50,954.37	0.00	0.00	0.00	0.00	(3,068.22)
		4,736.00	50,954.37	47,886.15	(3,068.22)	50,954.37	50,954.37	0.00	0.00	0.00	0.00	(3,068.22)
		30,654.00	452,236.55	450,668.06	(1,568.49)	452,236.55	452,236.55	0.00	0.00	13,311.63	4,918.06	(19,798.18)
Shares in Listed Companies (Overseas)												
AMZN.NDQ1 - Amazon.com Inc.												
13/05/2021	02/08/2021	11.00	45,390.42	50,038.95	4,648.53	45,390.42	45,390.42	0.00	0.00	0.00	4,648.53	0.00
		11.00	45,390.42	50,038.95	4,648.53	45,390.42	45,390.42	0.00	0.00	0.00	4,648.53	0.00
FDX.NYE2 - Fedex Corp												

Peter Kruger Super Fund

Realised Capital Gains Report

For The Period 01 July 2021 - 30 June 2022

Investment		Accounting Treatment				Tax Treatment						
Purchase Contract Date	Disposal Contract Date	Units	Cost	Proceeds	Accounting Profit/(Loss)	Adjusted Cost Base	Reduced Cost Base	Indexed Cost Base	Indexed Gains	Discounted Gains (Gross)	Other Gains	Capital Loss
Shares in Listed Companies (Overseas)												
15/03/2021	03/08/2021	127.00	44,424.14	47,392.17	2,968.03	44,424.14	44,424.14	0.00	0.00	0.00	2,968.03	0.00
		127.00	44,424.14	47,392.17	2,968.03	44,424.14	44,424.14	0.00	0.00	0.00	2,968.03	0.00
GOOGL.NDQ10 - Alphabet Inc - Ordinary Shares - Class A												
21/10/2020	21/09/2021	14.00	30,854.28	54,067.40	23,213.12	30,854.28	30,854.28	0.00	0.00	0.00	23,213.12	0.00
		14.00	30,854.28	54,067.40	23,213.12	30,854.28	30,854.28	0.00	0.00	0.00	23,213.12	0.00
NVDA.NDQ10 - NVIDIA Corp												
13/05/2021	20/07/2021	63.00	45,811.28	48,286.52	2,475.24	45,811.28	45,811.28	0.00	0.00	0.00	2,475.24	0.00
		63.00	45,811.28	48,286.52	2,475.24	45,811.28	45,811.28	0.00	0.00	0.00	2,475.24	0.00
20/07/2021	01/10/2021	252.00	48,286.52	72,022.31	23,735.79	48,286.52	48,286.52	0.00	0.00	0.00	23,735.79	0.00
		252.00	48,286.52	72,022.31	23,735.79	48,286.52	48,286.52	0.00	0.00	0.00	23,735.79	0.00
		467.00	214,766.64	271,807.35	57,040.71	214,766.64	214,766.64	0.00	0.00	0.00	57,040.71	0.00
Units in Listed Unit Trusts (Australian)												
TCL.AX - Transurban Group												
01/09/2021	04/10/2021	3,896.00	55,562.47	55,313.44	(249.03)	55,562.47	55,562.47	0.00	0.00	0.00	0.00	(249.03)
		3,896.00	55,562.47	55,313.44	(249.03)	55,562.47	55,562.47	0.00	0.00	0.00	0.00	(249.03)
		3,896.00	55,562.47	55,313.44	(249.03)	55,562.47	55,562.47	0.00	0.00	0.00	0.00	(249.03)
		35,017.00	722,565.66	777,788.85	55,223.19	722,565.66	722,565.66	0.00	0.00	13,311.63	107,565.77	(20,047.21)

REPORT SUMMARY

1st July 2021 - 30th June 2022

Generated at: 10th June 2023, 12:28:19 pm

Generated for: Peter Kruger Super Fund

REPORT DETAILS

Country:	Australia
Currency:	AUD
Inventory Method:	First in First Out
Cost Basis Tracking:	Universal

CAPITAL GAINS

Short Term Capital Gains	\$141,578.58
Long Term Capital Gains	\$0.00
Total Capital Losses	-\$197,565.55
Total Net Capital Gains	-\$55,986.97

INCOME

Airdrop	\$346.62
Income	\$10.00
Interest	\$0.00
Staking	\$17,777.80
Royalty	\$0.00
Total Net Income	\$18,134.42

TRADING PROFIT AND LOSS

Trading Profit	\$2,223.82
Trading Loss	-\$12,895.95
Margin Fee	-\$2,312.86
Total Net PnL	-\$12,984.98

OVERALL GAINS

Total Net Capital Gains	-\$55,986.97
Total Net Income	\$18,134.42
Total Net PnL	-\$12,984.98
Total Net Gains	-\$50,837.53

UNDISCLOSED GAINS

Gains from Personal Use Assets	\$0.00
--------------------------------	--------

Total Net Undisclosed Gains	\$0.00
------------------------------------	---------------

REPORT WARNINGS

We have identified issues with the transactions ledger at the time this report was generated. This may impact this report's accuracy. Follow the in-app tips to filter and resolve these issues.

Missing Purchase History Issues

2

'Missing Purchase History' issues occur when more crypto assets have been sold than were originally purchased. It suggests that some acquisition records may be missing, uncategorized or categorized incorrectly.

Report Details

Please note this report is a high level summary of your trading activity. You should also download the other (relevant) reports to obtain detailed information on your trading activity.

All fiat values and prices are in AUD unless otherwise stated. Where shown, market prices are determined using the average market value at the time of the acquisition/disposal unless the price is otherwise provided by the trading platform (or is manually overridden). All dates and times are in the "Australia/Brisbane" timezone.

Important Note: Some gains may be undisclosed as a result of selected user settings while generating this report.

The summary report's accuracy can also be impacted by whether issues have been completely reconciled beforehand or not.

Please visit <https://app.cryptotaxcalculator.io/reconciliation> to see any outstanding reconciliation suggestions.

Report Summary

Currency	Proceeds	Cost (ex Fees)	Fees	Capital Gains	Other Income	Total Gains
Terra Luna C... (LUNC)	101,483.97	46,428.32	348.2	54,707.46	1,297.03	56,004.5
Fantom (FTM)	146,008.73	119,937.59	29.97	26,041.17	0	26,041.17
Bitcoin (BTC)	297,707.39	272,444.27	762.75	24,500.37	10	24,510.37
Tomb Shares (TSHARE)	183.01	332.52	0.106687	-149.62	10,955.78	10,806.15
Anchor Protocol (ANC)	41,174.76	37,392.6	18.61	3,763.54	431.54	4,195.08
Tomb (TOMB)	75,663.15	75,020.34	1.88	640.93	2,936.89	3,577.81
Solana (SOL)	1,303.64	1,307.75	13.1	-17.22	1,687.32	1,670.11
Shiba Inu (SHIB)	1,792.29	991.64	0	800.65	0	800.65
Raydium (RAY)	0	0	0	0	392.34	392.34
anc-ust_lp (ANC-UST_LP)	24,421.92	24,077.28	0.68946	343.95	0	343.95
Tether (USDT)	192,048.9	191,462.87	309.41	276.61	0	276.61
Dogecoin (DOGE)	5,762.66	5,494.5	5.5	262.66	0	262.66
888crypto.pro (888CRYPTO.P-RO)	0	0	0	0	216.49	216.49
MonkeyBucks (MBS)	0	0	0	0	129.83	129.83
Coin98 (C98)	8,827.78	8,752.53	16.89	58.36	0	58.36
Huobi Token (HT)	28,238.19	28,203.1	0.104579	34.99	0	34.99
USD Coin (USDC)	1,310.96	1,293.93	0.00633387	17.02	0	17.02
srm_locked (SRM_LOCKED)	0.146873	0.192939	0	-0.04606654	10.45	10.4
Serum Locked (SRM_LOCKED)	0.296864	1.02	0	-0.722972	10.41	9.69
SolChicks (CHICKS)	0	0	0	0	0.051845	0.051845

DISCLAIMER: Calculated results shown in this report are based on the information you provided at the time of calculation. You should use these results as an estimate and for guidance purposes only. Although we try to ensure the accuracy of these results, errors may occur. Make sure you verify the results. If you have any uncertainty, speak to your tax professional.

Report Summary

Currency	Proceeds	Cost (ex Fees)	Fees	Capital Gains	Other Income	Total Gains
ECOMI (OMI)	0	0	0	0	0	0
Nahmii (NII)	0	0	0	0	0	0
Star Atlas (ATLAS)	0	0	0	0	0	0
Saber (SBR)	0	0	0	0	0	0
Prism (PRISM)	0	0	0	0	0	0
Alien Worlds (TLM)	0	0	0	0	0	0
Polygon (MATIC)	0	0	0	0	0	0
tomb-v2-lp (TOMB-V2-LP)	0	0	0	0	0	0
Theta Fuel (TFUEL)	0	0	0	0	0	0
COTI	0	0	0	0	0	0
Render Token (RNDR)	0	0	0	0	0	0
Algorand (ALGO)	0	0	0	0	0	0
SuperFarm (SUPER)	0	0	0	0	0	0
Numbers Protocol (NUM)	0	0	0	0	0	0
StarLaunch (STARS)	0	0	0	0	0	0
THORChain (RUNE)	0	0	0	0	0	0
Theta Network (THETA)	0	0	0	0	0	0
Synesis One (SNS)	0	0	0	0	0	0
Boba Network (BOBA)	0	0	0	0	0	0
Qredo (QRDO)	0	0	0	0	0	0

DISCLAIMER: Calculated results shown in this report are based on the information you provided at the time of calculation. You should use these results as an estimate and for guidance purposes only. Although we try to ensure the accuracy of these results, errors may occur. Make sure you verify the results. If you have any uncertainty, speak to your tax professional.

Report Summary

Currency	Proceeds	Cost (ex Fees)	Fees	Capital Gains	Other Income	Total Gains
Thetan Arena (THG)	0	0	0	0	0	0
Polkadot (DOT)	0	0	0	0	0	0
1inch (1INCH)	0	0	0	0	0	0
Arweave (AR)	0	0	0	0	0	0
Injective Pr... (INJ)	0	0	0	0	0	0
FTX Token (FTT)	0	0	0	0	0	0
Vulcan Forged (PYR)	0	0	0	0	0	0
TinyBits (TINY)	0	0	0	0	0	0
Moonriver (MOVR)	0	0	0	0	0	0
Kusama (KSM)	0	0	0	0	0	0
Luna2 (LUNA2)	0	0	0	0	0	0
Australian D... (AUD)	0	0	0	0	-0.00000134	-0.00000134
Hydrazine (N2H4)	0	0	0.02090947	-0.02090947	-0.0115046	-0.03241407
AstroSwap (ASTRO)	0	0	0	0	-0.252527	-0.252527
Litecoin (LTC)	14.26	26.64	0	-12.38	0	-12.38
Point (POINT)	177.92	197.3	0	-19.38	0	-19.38
AnchorUST (AUST)	24,441.1	24,717.78	0	-276.68	0	-276.68
TerraUSD (UST)	61,488.2	61,845.15	2.01	-358.96	56.55	-302.41
Bonded Luna (BLUNA)	21,679.3	22,584.49	1.03	-906.22	0	-906.22
dYdX (DYDX)	2,952.86	4,132.33	0	-1,179.47	0	-1,179.47

DISCLAIMER: Calculated results shown in this report are based on the information you provided at the time of calculation. You should use these results as an estimate and for guidance purposes only. Although we try to ensure the accuracy of these results, errors may occur. Make sure you verify the results. If you have any uncertainty, speak to your tax professional.

Report Summary

Currency	Proceeds	Cost (ex Fees)	Fees	Capital Gains	Other Income	Total Gains
TRON (TRX)	11,368.06	12,576.45	0	-1,208.39	0	-1,208.39
SAND	15,564.79	17,093	0	-1,528.21	0	-1,528.21
Zilliqa (ZIL)	5,986.29	8,466.3	13.99	-2,494	0	-2,494
BNB	25,476.58	28,204.52	0.141023	-2,728.09	0	-2,728.09
Avalanche (AVAX)	3,204.26	9,598.47	95.98	-6,490.2	0	-6,490.2
Ethereum (ETH)	166,867.86	174,152.25	251.87	-7,536.26	0	-7,536.26
Enjin Coin (ENJ)	17,900.06	28,353.02	0	-10,452.96	0	-10,452.96
US Dollar (USD)	209,720.11	208,822.6	33.22	864.29	-12,984.98	-12,120.7
Cardano (ADA)	27,440.04	41,429.3	130.66	-14,119.92	0	-14,119.92
Chainlink (LINK)	29,523.71	46,097.03	326.73	-16,900.05	0	-16,900.05
splp (SPLP)	22,921.57	124,841.75	0	-101,920.18	0	-101,920.18
Totals				-55,986.98	5,149.44	-50,837.55

DISCLAIMER: Calculated results shown in this report are based on the information you provided at the time of calculation. You should use these results as an estimate and for guidance purposes only. Although we try to ensure the accuracy of these results, errors may occur. Make sure you verify the results. If you have any uncertainty, speak to your tax professional.

Report Balances

Currency	Opening Balance	Quantity Traded	Quantity Income	Closing Balance
Terra Luna C... (LUNC)	0	829.31957	12.84	-45.78311516
Fantom (FTM)	0	46,146.04978895	0	83.52641727
Bitcoin (BTC)	0	3.76897097	0.00016223	0.13079128
Tomb Shares (TSHARE)	0	0.01584909	1.32	1.30772065
Anchor Protocol (ANC)	0	7,666.913453	87.11	0
Tomb (TOMB)	0	44,107.26386934	1,489.87	0.0061501
Solana (SOL)	0	6.1943884	11.12	328.79591515
Shiba Inu (SHIB)	0	27,100,488.96451016	0	0
Raydium (RAY)	0	0	68.21	599.66776211
anc-ust_lp (ANC-UST_LP)	0	8,719.989162	0	-4,359.994581
Tether (USDT)	0	139,718.71566583	0	-23.00861553
Dogecoin (DOGE)	0	16,229.60407387	0	0
888crypto.pro (888CRYPTO.PRO)	0	0	1,500,000	1,500,000
MonkeyBucks (MBS)	0	0	49.76	529.650448
Coin98 (C98)	0	1,841.439	0	-0.0045
Huobi Token (HT)	0	2,256.908368	0	-0.016736
USD Coin (USDC)	0	935.35019	0	3.142718
srm_locked (SRM_LOCKED)	0	0.01904311	1.06	1.0391163
Serum Locked (SRM_LOCKED)	0	0.0982587	1.05	860.95103007
SolChicks (CHICKS)	0	0	2	2

DISCLAIMER: Calculated results shown in this report are based on the information you provided at the time of calculation. You should use these results as an estimate and for guidance purposes only. Although we try to ensure the accuracy of these results, errors may occur. Make sure you verify the results. If you have any uncertainty, speak to your tax professional.

Report Balances

Currency	Opening Balance	Quantity Traded	Quantity Income	Closing Balance
ECOMI (OMI)	0	0	0	881,457.12758705
Nahmii (NII)	0	0	0	95,367.69566958
Star Atlas (ATLAS)	0	0	0	32,528.033114
Saber (SBR)	0	0	0	26,709.46403895
Prism (PRISM)	0	0	0	26,057.1168
Alien Worlds (TLM)	0	0	0	16,838.83496156
Polygon (MATIC)	0	0	0	14,147.71344655
tomb-v2-lp (TOMB-V2-LP)	0	0	0	12,517.02050525
Theta Fuel (TFUEL)	0	0	0	6,408.0521
COTI	0	0	0	5,950.02765937
Render Token (RNDR)	0	0	0	5,371.24922122
Algorand (ALGO)	0	0	0	3,004.92987551
SuperFarm (SUPER)	0	0	0	2,851.999
Numbers Protocol (NUM)	0	0	0	2,272
StarLaunch (STARS)	0	0	0	1,569.7523551
THORChain (RUNE)	0	0	0	1,438.43352554
Theta Network (THETA)	0	0	0	1,170.21131551
Synesis One (SNS)	0	0	0	1,167.5429
Boba Network (BOBA)	0	0	0	963.8278
Qredo (QRDO)	0	0	0	834

DISCLAIMER: Calculated results shown in this report are based on the information you provided at the time of calculation. You should use these results as an estimate and for guidance purposes only. Although we try to ensure the accuracy of these results, errors may occur. Make sure you verify the results. If you have any uncertainty, speak to your tax professional.

Report Balances

Currency	Opening Balance	Quantity Traded	Quantity Income	Closing Balance
Thetan Arena (THG)	0	0	0	598.984
Polkadot (DOT)	0	0	0	581.53869834
1inch (1INCH)	0	0	0	500.27273756
Arweave (AR)	0	0	0	378.4339
Injective Pr... (INJ)	0	0	0	282.93736235
FTX Token (FTT)	0	0	0	195.22810175
Vulcan Forged (PYR)	0	0	0	180.8081
TinyBits (TINY)	0	0	0	100.040758
Moonriver (MOVR)	0	0	0	76.687
Kusama (KSM)	0	0	0	45.75273026
Luna2 (LUNA2)	0	0	0.00000006	0.00000006
Australian D... (AUD)	0	0	0.00000134	0
Hydrazine (N2H4)	0	309.73027	336.99	27.263367
AstroSwap (ASTRO)	0	0	5.82	5.818044
Litecoin (LTC)	0	0.1	0	16.25158205
Point (POINT)	0	145.07546772	0	85.02453228
AnchorUST (AUST)	0	14,924.748686	0	0.246782
TerraUSD (UST)	0	45,181.160875	42.05	13,317.617801
Bonded Luna (BLUNA)	0	179.956852	0	0
dYdX (DYDX)	0	136.07061308	0	0

DISCLAIMER: Calculated results shown in this report are based on the information you provided at the time of calculation. You should use these results as an estimate and for guidance purposes only. Although we try to ensure the accuracy of these results, errors may occur. Make sure you verify the results. If you have any uncertainty, speak to your tax professional.

Report Balances

Currency	Opening Balance	Quantity Traded	Quantity Income	Closing Balance
TRON (TRX)	0	134,703.41680208	0	0
SAND	0	4,320	0	0
Zilliqa (ZIL)	0	61,478.393	0	0
BNB	0	50.6602533	0	-0.0005066
Avalanche (AVAX)	0	103.37193183	0	119.42237631
Ethereum (ETH)	0	32.23085246	0	8.96642881
Enjin Coin (ENJ)	0	13,431	0	0
US Dollar (USD)	0	153,012.32600787	12,328.16	45,219.60219167
Cardano (ADA)	0	13,393	0	4,373.53457369
Chainlink (LINK)	0	1,219.0125213	0	1,202.31066032
splp (SPLP)	0	11,144.03045821	0	0

Per Crypto Tax Calculator report summary for FY2022

Total net capital gains	- 55,986.97
Total Net PnL	- <u>12,984.98</u>
Total net gain/loss	- <u><u>68,971.95</u></u>

Trade ID	Account ID	Instrument	TradeTime	B/S	Open/Close	Amount	Price	Trade Value	Spread	Cos	Booked	Amount
2.07E+09	36000/111!	Woolworths	02-Jul-2021	Sold	Close	-1190	37.53452	44666.08		0	-1805.53	
2.07E+09	36000/111!	Endeavour	02-Jul-2021	Sold	Close	-1190	6.294303	7490.22		0	7482.73	
2.07E+09	36000/111!	Australia &	02-Jul-2021	Bought	Open	1883	28.29945	-53287.9		0	-53346.5	
2.08E+09	36000/111!	Australia &	15-Jul-2021	Sold	Close	-1883	27.58	51933.14		0	51876.02	
2.08E+09	36000/111!	Iluka Resou	15-Jul-2021	Bought	Open	6615	8.735	-57782		0	-57845.6	
2.09E+09	36000/111!	Fortescue	10-Aug-202	Sold	Close	-2220	24.24198	53817.19		0	53757.99	
2.09E+09	36000/111!	JB HI-FI (I	04-Aug-202	Bought	Open	1140	49.02923	-55893.3		0	-55954.8	
2.11E+09	36000/111!	JB HI-FI (I	27-Aug-202	Sold	Close	-1140	45.65	52041		0	51995.21	
2.11E+09	36000/111!	Worley Ltd	27-Aug-202	Sold	Close	-4736	10.12	47928.32		0	47886.15	
2.11E+09	36000/111!	SEEK Ltd (I	01-Sep-202	Bought	Open	1700	32.61534	-55446.1		0	-55494.9	
2.11E+09	36000/111!	Transurban	01-Sep-202	Bought	Open	3896	14.24888	-55513.6		0	-55562.5	
2.13E+09	36000/111!	SEEK Ltd (I	21-Sep-202	Sold	Close	-1700	28.51	48467		0	48424.35	
2.13E+09	36000/111!	Bluescope	21-Sep-202	Bought	Open	2365	21.405	-50622.8		0	-50667.4	
2.13E+09	36000/111!	*Delisted 2	23-Sep-202	Bought	Open	432	0	0		0	0	
5E+09	36000/111!	*Delisted 2	28-Sep-202	Sold	Close	-432	0.93	401.76		0	396.26	
5E+09	36000/111!	Bluescope	29-Sep-202	Sold	Close	-2365	19.65598	46486.39		0	46445.48	
5E+09	36000/111!	Commonwe	29-Sep-202	Bought	Open	365	102.5998	-37448.9		0	-37481.9	
5.01E+09	36000/111!	Commonwe	04-Oct-202	Sold	Close	-365	102.76	37507.4		0	37474.39	
5.01E+09	36000/111!	CSR Ltd (IS	04-Oct-202	Sold	Close	-9630	5.611042	54034.33		0	53986.78	
5.01E+09	36000/111!	Macquarie	04-Oct-202	Sold	Close	-288	178.88	51517.44		0	9626.34	
5.01E+09	36000/111!	Iluka Resou	04-Oct-202	Sold	Close	-6615	8.9	58873.5		0	58821.69	
5.01E+09	36000/111!	Ramsay He	04-Oct-202	Sold	Close	-633	68.71	43493.43		0	1329.62	
5.01E+09	36000/111!	Transurban	04-Oct-202	Sold	Close	-3896	14.21	55362.16		0	55313.44	
2.08E+09	36000/111!	NVidia Cor	20-Jul-2021	Sold	Close	-63	561.35	35365.05		0	0	
2.08E+09	36000/111!	NVidia Cor	20-Jul-2021	Bought	Open	252	140.3375	-35365.1		0	0	
2.09E+09	36000/111!	Take-Two I	28-Jul-2021	Bought	Open	275	168.17	-46246.8		0	-46.25	
2.09E+09	36000/111!	Activision	28-Jul-2021	Sold	Close	-286	84.94	24292.84		0	5372.53	
2.09E+09	36000/111!	Intel Corp.	02-Aug-202	Bought	Open	855	54	-46170		0	-46.17	
2.09E+09	36000/111!	Amazon.com	02-Aug-202	Sold	Close	-11	3353.1	36884.1		0	36847.03	
2.09E+09	36000/111!	United Airl	03-Aug-202	Bought	Open	1000	46.11	-46110		0	-46.11	
2.09E+09	36000/111!	FedEx Corp	03-Aug-202	Sold	Close	-127	276.28	35087.56		0	35052.29	
2.09E+09	36000/111!	Take-Two I	04-Aug-202	Sold	Close	-275	161.08	44297		0	-1994.05	
2.09E+09	36000/111!	The Walt D	04-Aug-202	Bought	Open	266	172.49	-45882.3		0	-45.88	
2.1E+09	36000/111!	Lam Resear	16-Aug-202	Sold	Close	-61	579.87	35372.07		0	14783.97	
2.1E+09	36000/111!	Boeing Co.	16-Aug-202	Bought	Open	190	229.79	-43660.1		0	-43.66	
2.1E+09	36000/111!	Boeing Co.	18-Aug-202	Sold	Close	-190	221.73	42128.7		0	-1573.53	
2.1E+09	36000/111!	Freeport-M	18-Aug-202	Bought	Open	1255	34.14	-42845.7		0	-42.85	
2.1E+09	36000/111!	Tesla Inc.	20-Aug-202	Bought	Open	63	682.85	-43019.6		0	-43.02	
2.1E+09	36000/111!	United Airl	20-Aug-202	Sold	Close	-1000	43.79	43790		0	-2363.79	
2.12E+09	36000/111!	Advanced M	10-Sep-202	Bought	Open	444	106.94	-47481.4		0	-47.48	
2.12E+09	36000/111!	Biogen Inc.	10-Sep-202	Sold	Close	-99	300.15	29714.85		0	3139.28	
2.13E+09	36000/111!	Alphabet Ir	21-Sep-202	Sold	Close	-14	2795	39130		0	39106.32	
2.13E+09	36000/111!	Freeport-M	21-Sep-202	Sold	Close	-1255	31.44	39457.2		0	-3427.96	
2.13E+09	36000/111!	Boston Scie	22-Sep-202	Bought	Open	875	43.43	-38001.3		0	-38	
2.13E+09	36000/111!	Baidu.com	23-Sep-202	Bought	Open	237	160.95	-38145.2		0	-38.15	
5.01E+09	36000/111!	Intel Corp.	01-Oct-202	Sold	Close	-855	53.73	45939.15		0	-276.79	
5.01E+09	36000/111!	Baidu.com	01-Oct-202	Sold	Close	-237	153.59	36400.83		0	-1780.72	
5.01E+09	36000/111!	Boston Scie	01-Oct-202	Sold	Close	-875	43.49	38053.75		0	14.45	
5.01E+09	36000/111!	Advanced M	01-Oct-202	Sold	Close	-444	102.6	45554.4		0	-1972.51	
5.01E+09	36000/111!	Gilead Scier	01-Oct-202	Sold	Close	-544	68.95	37508.8		0	3367.93	
5.01E+09	36000/111!	Tesla Inc.	01-Oct-202	Sold	Close	-63	778.4	49039.2		0	5970.61	
5.01E+09	36000/111!	Apple Inc.	01-Oct-202	Sold	Close	-316	141.8	44808.8		0	2514.79	
5.01E+09	36000/111!	The Walt D	01-Oct-202	Sold	Close	-266	172.68	45932.88		0	4.61	
5.01E+09	36000/111!	NVidia Cor	01-Oct-202	Sold	Close	-252	207.77	52358.04		0	52326.36	

Trade ID	Account ID	Instrument	Trade Type	Quantity	Price	Value	Settlement Date	Instrument	Trade Type	Quantity	Price	Value	Settlement Date	Instrument	Trade Type	Quantity	Price	Value	Settlement Date	Instrument	Trade Type	Quantity	Price	Value	Settlement Date
1.000-09	30000112	WVXWVW	BUY	100	45.00	4500.00	2021-09-01	WVXWVW	BUY	100	45.00	4500.00	2021-09-01	WVXWVW	BUY	100	45.00	4500.00	2021-09-01	WVXWVW	BUY	100	45.00	4500.00	2021-09-01
1.001-09	30000112	WVXWVW	BUY	100	45.00	4500.00	2021-09-01	WVXWVW	BUY	100	45.00	4500.00	2021-09-01	WVXWVW	BUY	100	45.00	4500.00	2021-09-01	WVXWVW	BUY	100	45.00	4500.00	2021-09-01
1.002-09	30000112	WVXWVW	BUY	100	45.00	4500.00	2021-09-01	WVXWVW	BUY	100	45.00	4500.00	2021-09-01	WVXWVW	BUY	100	45.00	4500.00	2021-09-01	WVXWVW	BUY	100	45.00	4500.00	2021-09-01
1.003-09	30000112	WVXWVW	BUY	100	45.00	4500.00	2021-09-01	WVXWVW	BUY	100	45.00	4500.00	2021-09-01	WVXWVW	BUY	100	45.00	4500.00	2021-09-01	WVXWVW	BUY	100	45.00	4500.00	2021-09-01
1.004-09	30000112	WVXWVW	BUY	100	45.00	4500.00	2021-09-01	WVXWVW	BUY	100	45.00	4500.00	2021-09-01	WVXWVW	BUY	100	45.00	4500.00	2021-09-01	WVXWVW	BUY	100	45.00	4500.00	2021-09-01

Related Tra	Related Pos	Date	Account ID	Value Date	Booking am	Instrument	Asset type	Booking am	Amount	Amount Acc	Amount Client	Currency
2.07E+09	1.97E+09	02-Jul-2021	36000/111502-Jul-2021	1.28E+10	Woolworths	CfdOnStock	P/L	-1761	-1760.86	-1760.86		
2.07E+09	1.97E+09	02-Jul-2021	36000/111502-Jul-2021	1.28E+10	Woolworths	CfdOnStock	Commission	-45	-44.67	-44.67		
2.07E+09	2.06E+09	02-Jul-2021	36000/111502-Jul-2021	1.28E+10	Endeavour	CfdOnStock	Commission	-7	-7.49	-7.49		
2.07E+09	2.06E+09	02-Jul-2021	36000/111502-Jul-2021	1.28E+10	Endeavour	CfdOnStock	P/L	7490	7490.22	7490.22		
2.07E+09	2.07E+09	02-Jul-2021	36000/111506-Jul-2021	1.28E+10	Australia &	Stock	Commission	-53	-53.29	-53.29		
2.07E+09	2.07E+09	02-Jul-2021	36000/111506-Jul-2021	1.28E+10	Australia &	Stock	Share Amou	-53288	-53287.9	-53287.9		
2.07E+09	2.07E+09	02-Jul-2021	36000/111506-Jul-2021	1.28E+10	Australia &	Stock	VAT on Con	-5	-5.33	-5.33		
2.07E+09	2.07E+09	02-Jul-2021	36000/111502-Jul-2021	1.28E+10	Cash inter- <i>r</i>	Cash	Cash Amou	15000	15000	15000		
2.08E+09	2.08E+09	15-Jul-2021	36000/111519-Jul-2021	1.29E+10	Australia &	Stock	Share Amou	51933	51933.14	51933.14		
2.08E+09	2.08E+09	15-Jul-2021	36000/111519-Jul-2021	1.29E+10	Australia &	Stock	Commission	-52	-51.93	-51.93		
2.08E+09	2.08E+09	15-Jul-2021	36000/111519-Jul-2021	1.29E+10	Australia &	Stock	VAT on Con	-5	-5.19	-5.19		
2.08E+09	2.08E+09	15-Jul-2021	36000/111519-Jul-2021	1.29E+10	Iluka Resou	Stock	VAT on Con	-6	-5.78	-5.78		
2.08E+09	2.08E+09	15-Jul-2021	36000/111519-Jul-2021	1.29E+10	Iluka Resou	Stock	Share Amou	-57782	-57782	-57782		
2.08E+09	2.08E+09	15-Jul-2021	36000/111519-Jul-2021	1.29E+10	Iluka Resou	Stock	Commission	-58	-57.78	-57.78		
2.09E+09	2.09E+09	04-Aug-2021	36000/111506-Aug-2021	1.32E+10	Fortescue	M Stock	Commission	-54	-53.82	-53.82		
2.09E+09	2.09E+09	04-Aug-2021	36000/111506-Aug-2021	1.32E+10	Fortescue	M Stock	Share Amou	53817	53817.19	53817.19		
2.09E+09	2.09E+09	04-Aug-2021	36000/111506-Aug-2021	1.32E+10	Fortescue	M Stock	VAT on Con	-5	-5.38	-5.38		
2.09E+09	2.09E+09	04-Aug-2021	36000/111506-Aug-2021	1.32E+10	JB HI-FI	Stock	Share Amou	-55893	-55893.3	-55893.3		
2.09E+09	2.09E+09	04-Aug-2021	36000/111506-Aug-2021	1.32E+10	JB HI-FI	Stock	Commission	-56	-55.89	-55.89		
2.09E+09	2.09E+09	04-Aug-2021	36000/111506-Aug-2021	1.32E+10	JB HI-FI	Stock	VAT on Con	-6	-5.59	-5.59		
2.11E+09	2.11E+09	27-Aug-2021	36000/111531-Aug-2021	1.35E+10	JB HI-FI	Stock	Commission	-42	-41.63	-41.63		
2.11E+09	2.11E+09	27-Aug-2021	36000/111531-Aug-2021	1.35E+10	JB HI-FI	Stock	VAT on Con	-4	-4.16	-4.16		
2.11E+09	2.11E+09	27-Aug-2021	36000/111531-Aug-2021	1.35E+10	JB HI-FI	Stock	Share Amou	52041	52041	52041		
2.11E+09	2.11E+09	27-Aug-2021	36000/111531-Aug-2021	1.35E+10	Worley Ltd	Stock	Commission	-38	-38.34	-38.34		
2.11E+09	2.11E+09	27-Aug-2021	36000/111531-Aug-2021	1.35E+10	Worley Ltd	Stock	Share Amou	47928	47928.32	47928.32		
2.11E+09	2.11E+09	27-Aug-2021	36000/111531-Aug-2021	1.35E+10	Worley Ltd	Stock	VAT on Con	-4	-3.83	-3.83		
2.11E+09	2.11E+09	01-Sep-2021	36000/111503-Sep-2021	1.36E+10	SEEK Ltd	Stock	Commission	-44	-44.36	-44.36		
2.11E+09	2.11E+09	01-Sep-2021	36000/111503-Sep-2021	1.36E+10	SEEK Ltd	Stock	Share Amou	-55446	-55446.1	-55446.1		
2.11E+09	2.11E+09	01-Sep-2021	36000/111503-Sep-2021	1.36E+10	SEEK Ltd	Stock	VAT on Con	-4	-4.44	-4.44		
2.11E+09	2.11E+09	01-Sep-2021	36000/111503-Sep-2021	1.36E+10	Transurban	Stock	Commission	-44	-44.41	-44.41		
2.11E+09	2.11E+09	01-Sep-2021	36000/111503-Sep-2021	1.36E+10	Transurban	Stock	Share Amou	-55514	-55513.6	-55513.6		
2.11E+09	2.11E+09	01-Sep-2021	36000/111503-Sep-2021	1.36E+10	Transurban	Stock	VAT on Con	-4	-4.44	-4.44		
2.13E+09	2.13E+09	21-Sep-2021	36000/111523-Sep-2021	1.38E+10	SEEK Ltd	Stock	VAT on Con	-4	-3.88	-3.88		
2.13E+09	2.13E+09	21-Sep-2021	36000/111523-Sep-2021	1.38E+10	SEEK Ltd	Stock	Share Amou	48467	48467	48467		
2.13E+09	2.13E+09	21-Sep-2021	36000/111523-Sep-2021	1.38E+10	SEEK Ltd	Stock	Commission	-39	-38.77	-38.77		
2.13E+09	2.13E+09	21-Sep-2021	36000/111523-Sep-2021	1.38E+10	Bluescope	Stock	Share Amou	-50623	-50622.8	-50622.8		
2.13E+09	2.13E+09	21-Sep-2021	36000/111523-Sep-2021	1.38E+10	Bluescope	Stock	Commission	-40	-40.5	-40.5		
2.13E+09	2.13E+09	21-Sep-2021	36000/111523-Sep-2021	1.38E+10	Bluescope	Stock	VAT on Con	-4	-4.05	-4.05		
2.13E+09	2.13E+09	23-Sep-2021	36000/111523-Sep-2021	1.39E+10	Cash inter- <i>r</i>	Cash	Cash Amou	46000	63122.6	63122.6		
2.13E+09	2.13E+09	23-Sep-2021	36000/111523-Sep-2021	1.39E+10	Cash depos	Cash	Cash Amou	-50000	-50000	-50000		
5E+09	5E+09	28-Sep-2021	36000/111530-Sep-2021	1.39E+10	*Delisted 2	Rights	VAT on Con	0	-0.5	-0.5		
5E+09	5E+09	28-Sep-2021	36000/111530-Sep-2021	1.39E+10	*Delisted 2	Rights	Commission	-5	-5	-5		
5E+09	5E+09	28-Sep-2021	36000/111530-Sep-2021	1.39E+10	*Delisted 2	Rights	Share Amou	402	401.76	401.76		
5E+09	5E+09	29-Sep-2021	36000/111501-Oct-2021	1.39E+10	Bluescope	Stock	Share Amou	46486	46486.39	46486.39		
5E+09	5E+09	29-Sep-2021	36000/111501-Oct-2021	1.39E+10	Bluescope	Stock	VAT on Con	-4	-3.72	-3.72		
5E+09	5E+09	29-Sep-2021	36000/111501-Oct-2021	1.39E+10	Bluescope	Stock	Commission	-37	-37.19	-37.19		
5E+09	5E+09	29-Sep-2021	36000/111501-Oct-2021	1.39E+10	Commonwe	Stock	Share Amou	-37449	-37448.9	-37448.9		
5E+09	5E+09	29-Sep-2021	36000/111501-Oct-2021	1.39E+10	Commonwe	Stock	VAT on Con	-3	-3	-3		
5E+09	5E+09	29-Sep-2021	36000/111501-Oct-2021	1.39E+10	Commonwe	Stock	Commission	-30	-29.96	-29.96		
5E+09	5E+09	30-Sep-2021	36000/111530-Sep-2021	1.39E+10	Cash inter- <i>r</i>	Cash	Cash Amou	40000	55223.49	55223.49		
5E+09	5E+09	30-Sep-2021	36000/111530-Sep-2021	1.39E+10	Cash depos	Cash	Cash Amou	-55000	-55000	-55000		
5.01E+09	5.01E+09	04-Oct-2021	36000/111501-Oct-2021	1.4E+10	Cash inter- <i>r</i>	Cash	Cash Amou	151369	206621.4	206621.4		
5.01E+09	5.01E+09	04-Oct-2021	36000/111505-Oct-2021	1.4E+10	Cash depos	Cash	Cash Amou	-217000	-217000	-217000		
5.01E+09	5.01E+09	04-Oct-2021	36000/111506-Oct-2021	1.4E+10	Commonwe	Stock	Share Amou	37507	37507.4	37507.4		
5.01E+09	5.01E+09	04-Oct-2021	36000/111506-Oct-2021	1.4E+10	Commonwe	Stock	VAT on Con	-3	-3	-3		
5.01E+09	5.01E+09	04-Oct-2021	36000/111506-Oct-2021	1.4E+10	Commonwe	Stock	Commission	-30	-30.01	-30.01		
5.01E+09	5.01E+09	04-Oct-2021	36000/111506-Oct-2021	1.4E+10	CSR Ltd	Stock	Commission	-43	-43.23	-43.23		
5.01E+09	5.01E+09	04-Oct-2021	36000/111506-Oct-2021	1.4E+10	CSR Ltd	Stock	Share Amou	54034	54034.33	54034.33		
5.01E+09	5.01E+09	04-Oct-2021	36000/111506-Oct-2021	1.4E+10	CSR Ltd	Stock	VAT on Con	-4	-4.32	-4.32		
5.01E+09	1.96E+09	04-Oct-2021	36000/111504-Oct-2021	1.4E+10	Macquarie	CfdOnStock	Commission	-52	-51.52	-51.52		
5.01E+09	1.96E+09	04-Oct-2021	36000/111504-Oct-2021	1.4E+10	Macquarie	CfdOnStock	P/L	9678	9677.86	9677.86		
5.01E+09	5.01E+09	04-Oct-2021	36000/111506-Oct-2021	1.4E+10	Iluka Resou	Stock	Commission	-47	-47.1	-47.1		
5.01E+09	5.01E+09	04-Oct-2021	36000/111506-Oct-2021	1.4E+10	Iluka Resou	Stock	Share Amou	58874	58873.5	58873.5		
5.01E+09	5.01E+09	04-Oct-2021	36000/111506-Oct-2021	1.4E+10	Iluka Resou	Stock	VAT on Con	-5	-4.71	-4.71		
5.01E+09	1.94E+09	04-Oct-2021	36000/111504-Oct-2021	1.4E+10	Ramsay He	CfdOnStock	Commission	-43	-43.49	-43.49		
5.01E+09	1.94E+09	04-Oct-2021	36000/111504-Oct-2021	1.4E+10	Ramsay He	CfdOnStock	P/L	1373	1373.11	1373.11		
5.01E+09	5.01E+09	04-Oct-2021	36000/111506-Oct-2021	1.4E+10	Transurban	Stock	Commission	-44	-44.29	-44.29		
5.01E+09	5.01E+09	04-Oct-2021	36000/111506-Oct-2021	1.4E+10	Transurban	Stock	Share Amou	55362	55362.16	55362.16		
5.01E+09	5.01E+09	04-Oct-2021	36000/111506-Oct-2021	1.4E+10	Transurban	Stock	VAT on Con	-4	-4.43	-4.43		
5.01E+09	5.01E+09	04-Oct-2021	36000/111504-Oct-2021	1.4E+10	Cash inter- <i>r</i>	Cash	Cash Amou	8176	11181.83	11181.83		
5.01E+09	5.01E+09	04-Oct-2021	36000/111505-Oct-2021	1.4E+10	Cash depos	Cash	Cash Amou	-205487	-205487	-205487		
5.01E+09	5.01E+09	04-Oct-2021	36000/111505-Oct-2021	1.4E+10	Cash depos	Cash	Cash Amou	-11182	-11181.8	-11181.8		
5.01E+09	5.01E+09	07-Oct-2021	36000/111507-Oct-2021	1.41E+10	Cash depos	Cash	Cash Amou	-11375	-11374.8	-11374.8		
5.03E+09	5.03E+09	01-Nov-2021	36000/111501-Nov-2021	1.44E+10	Cash depos	Cash	Cash Amou	-712	-711.86	-711.86		
5.04E+09	5.04E+09	08-Nov-2021	36000/111508-Nov-2021	1.45E+10	Cash inter- <i>r</i>	Cash	Cash Amou	10	10	10		
2.09E+09	2.09E+09	28-Jul-2021	36000/111528-Jul-2021	1.31E+10	Take-Two	I CfdOnStock	Commission	-46	-46.25	-62.7132		
2.09E+09	1.73E+09	28-Jul-2021	36000/111528-Jul-2021	1.31E+10	Activision	Ir CfdOnStock	P/L	5397	5396.82	7317.876		
2.09E+09	1.73E+09	28-Jul-2021	36000/111528-Jul-2021	1.31E+10	Activision	Ir CfdOnStock	Commission	-24	-24.29	-32.9363		
2.09E+09	2.09E+09	02-Aug-2021	36000/111502-Aug-2021	1.31E+10	Intel Corp.	CfdOnStock	Commission	-46	-46.17	-62.6997		
2.09E+09	2.09E+09	02-Aug-2021	36000/111504-Aug-2021	1.32E+10	Amazon.cor	Stock	Share Amou	36884	36884.1	50089.29		
2.09E+09												

2.09E+09	2.09E+09	02-Aug-20236000/111504-Aug-202	1.32E+10	Amazon.cor Stock	Exchange F	0	-0.19	-0.25802
2.09E+09	2.09E+09	03-Aug-20236000/111503-Aug-202	1.32E+10	United Airlir CfdOnStock	Commissior	-46	-46.11	-62.3427
2.09E+09	2.09E+09	03-Aug-20236000/111505-Aug-202	1.32E+10	FedEx Corp Stock	Exchange F	0	-0.18	-0.24337
2.09E+09	2.09E+09	03-Aug-20236000/111505-Aug-202	1.32E+10	FedEx Corp Stock	Commissior	-35	-35.09	-47.4432
2.09E+09	2.09E+09	03-Aug-20236000/111505-Aug-202	1.32E+10	FedEx Corp Stock	Share Amou	35088	35087.56	47439.86
2.09E+09	2.09E+09	04-Aug-20236000/111504-Aug-202	1.32E+10	Take-Two ICfdOnStock	Commissior	-44	-44.3	-60.0339
2.09E+09	2.09E+09	04-Aug-20236000/111504-Aug-202	1.32E+10	Take-Two ICfdOnStock	P/L	-1950	-1949.75	-2642.24
2.09E+09	2.09E+09	04-Aug-20236000/111504-Aug-202	1.32E+10	The Walt DiCfdOnStock	Commissior	-46	-45.88	-62.1751
2.1E+09	1.86E+09	16-Aug-20236000/111516-Aug-202	1.33E+10	Lam Resear CfdOnStock	P/L	14819	14819.34	20200.94
2.1E+09	1.86E+09	16-Aug-20236000/111516-Aug-202	1.33E+10	Lam Resear CfdOnStock	Commissior	-35	-35.37	-48.2145
2.1E+09	2.1E+09	16-Aug-20236000/111516-Aug-202	1.33E+10	Boeing Co. CfdOnStock	Commissior	-44	-43.66	-59.515
2.1E+09	2.1E+09	18-Aug-20236000/111518-Aug-202	1.34E+10	Boeing Co. CfdOnStock	Commissior	-42	-42.13	-58.2297
2.1E+09	2.1E+09	18-Aug-20236000/111518-Aug-202	1.34E+10	Boeing Co. CfdOnStock	P/L	-1531	-1531.4	-2116.61
2.1E+09	2.1E+09	18-Aug-20236000/111518-Aug-202	1.34E+10	Freeport-Mc CfdOnStock	Commissior	-43	-42.85	-59.2248
2.1E+09	2.1E+09	20-Aug-20236000/111520-Aug-202	1.34E+10	United Airlir CfdOnStock	Commissior	-43	-43.02	-60.3088
2.1E+09	2.09E+09	20-Aug-20236000/111520-Aug-202	1.34E+10	United Airlir CfdOnStock	Commissior	-44	-43.79	-61.3882
2.1E+09	2.09E+09	20-Aug-20236000/111520-Aug-202	1.34E+10	United Airlir CfdOnStock	P/L	-2320	-2320	-3252.36
2.12E+09	2.12E+09	10-Sep-20236000/111510-Sep-202	1.37E+10	Advanced MCfdOnStock	Commissior	-47	-47.48	-64.5854
2.12E+09	1.94E+09	10-Sep-20236000/111510-Sep-202	1.37E+10	Biogen Inc. CfdOnStock	Commissior	-30	-29.71	-40.4135
2.12E+09	1.94E+09	10-Sep-20236000/111510-Sep-202	1.37E+10	Biogen Inc. CfdOnStock	P/L	3169	3168.99	4310.666
2.13E+09	2.13E+09	21-Sep-20236000/111523-Sep-202	1.38E+10	Alphabet In Stock	Exchange F	0	-0.2	-0.27651
2.13E+09	2.13E+09	21-Sep-20236000/111523-Sep-202	1.38E+10	Alphabet In Stock	Share Amou	39130	39130	54100.14
2.13E+09	2.13E+09	21-Sep-20236000/111523-Sep-202	1.38E+10	Alphabet In Stock	Commissior	-23	-23.48	-32.4628
2.13E+09	2.1E+09	21-Sep-20236000/111521-Sep-202	1.38E+10	Freeport-Mc CfdOnStock	Commissior	-39	-39.46	-54.5564
2.13E+09	2.1E+09	21-Sep-20236000/111521-Sep-202	1.38E+10	Freeport-Mc CfdOnStock	P/L	-3388	-3388.5	-4684.85
2.13E+09	2.13E+09	22-Sep-20236000/111522-Sep-202	1.38E+10	Boston Scie CfdOnStock	Commissior	-38	-38	-52.4908
2.13E+09	2.13E+09	23-Sep-20236000/111523-Sep-202	1.39E+10	Cash inter-z Cash	Cash Amou	-46000	-46000	-63047.5
2.13E+09	2.13E+09	23-Sep-20236000/111523-Sep-202	1.39E+10	Baidu.com :CfdOnStock	Commissior	-38	-38.15	-52.2883
5E+09	5E+09	30-Sep-20236000/111530-Sep-202	1.39E+10	Cash inter-z Cash	Cash Amou	-40000	-40000	-55335.6
5.01E+09	2.09E+09	01-Oct-20236000/111501-Oct-202	1.4E+10	Intel Corp. CfdOnStock	P/L	-231	-230.85	-317.743
5.01E+09	2.09E+09	01-Oct-20236000/111501-Oct-202	1.4E+10	Intel Corp. CfdOnStock	Commissior	-46	-45.94	-63.2321
5.01E+09	2.13E+09	01-Oct-20236000/111501-Oct-202	1.4E+10	Baidu.com :CfdOnStock	Commissior	-36	-36.4	-50.1012
5.01E+09	2.13E+09	01-Oct-20236000/111501-Oct-202	1.4E+10	Baidu.com :CfdOnStock	P/L	-1744	-1744.32	-2400.89
5.01E+09	2.13E+09	01-Oct-20236000/111501-Oct-202	1.4E+10	Boston Scie CfdOnStock	P/L	52	52.5	72.26131
5.01E+09	2.13E+09	01-Oct-20236000/111501-Oct-202	1.4E+10	Boston Scie CfdOnStock	Commissior	-38	-38.05	-52.3722
5.01E+09	2.12E+09	01-Oct-20236000/111501-Oct-202	1.4E+10	Advanced MCfdOnStock	Commissior	-46	-45.55	-62.6953
5.01E+09	2.12E+09	01-Oct-20236000/111501-Oct-202	1.4E+10	Advanced MCfdOnStock	P/L	-1927	-1926.96	-2652.28
5.01E+09	1.97E+09	01-Oct-20236000/111501-Oct-202	1.4E+10	Gilead Scier CfdOnStock	Commissior	-38	-37.51	-51.629
5.01E+09	1.97E+09	01-Oct-20236000/111501-Oct-202	1.4E+10	Gilead Scier CfdOnStock	P/L	3405	3405.44	4687.268
5.01E+09	2.1E+09	01-Oct-20236000/111501-Oct-202	1.4E+10	Tesla Inc. CfdOnStock	P/L	6020	6019.65	8285.481
5.01E+09	2.1E+09	01-Oct-20236000/111501-Oct-202	1.4E+10	Tesla Inc. CfdOnStock	Commissior	-49	-49.04	-67.4989
5.01E+09	2.06E+09	01-Oct-20236000/111501-Oct-202	1.4E+10	Apple Inc. CfdOnStock	P/L	2560	2559.6	3523.048
5.01E+09	2.06E+09	01-Oct-20236000/111501-Oct-202	1.4E+10	Apple Inc. CfdOnStock	Commissior	-45	-44.81	-61.6767
5.01E+09	2.09E+09	01-Oct-20236000/111501-Oct-202	1.4E+10	The Walt DiCfdOnStock	P/L	51	50.54	69.56355
5.01E+09	2.09E+09	01-Oct-20236000/111501-Oct-202	1.4E+10	The Walt DiCfdOnStock	Commissior	-46	-45.93	-63.2183
5.01E+09	5.01E+09	01-Oct-20236000/111505-Oct-202	1.4E+10	NVidia Corp Stock	Commissior	-31	-31.41	-43.2329
5.01E+09	5.01E+09	01-Oct-20236000/111505-Oct-202	1.4E+10	NVidia Corp Stock	Share Amou	52358	52358.04	72065.91
5.01E+09	5.01E+09	01-Oct-20236000/111505-Oct-202	1.4E+10	NVidia Corp Stock	Exchange F	0	-0.27	-0.37163
5.01E+09	5.01E+09	04-Oct-20236000/111501-Oct-202	1.4E+10	Cash inter-z Cash	Cash Amou	-151369	-151369	-207723
5.01E+09	5.01E+09	04-Oct-20236000/111504-Oct-202	1.4E+10	Cash inter-z Cash	Cash Amou	-8176	-8176.27	-11220.2

	Value in AUD
CFD on stock	
AUD	16,633
USD	28,974
	<u>45,607</u>

Less:
30/06/2022 cost base of assets held 0

Booked Amount Client Currency		€
		-1805.53
		7482.73
		9626.34
		<u>1329.62</u>

Unit: 4 Sum: 16633.16

Account	Booked Amount Client Currency	Bo
! USD	-62.71	-
! USD	7284.94	-
! USD	-62.7	-
! USD	-62.34	-
! USD	-2702.27	-
! USD	-62.18	-
! USD	20152.72	1
! USD	-59.51	-
! USD	-2174.84	-
! USD	-59.22	-
! USD	-60.31	-
! USD	-3313.74	-
! USD	-64.59	-
! USD	4270.25	-
! USD	-4739.41	-
! USD	-52.49	-
! USD	-52.29	-
! USD	-380.98	-
! USD	-2450.99	-
! USD	19.89	-
! USD	-2714.97	-
! USD	4635.64	-
! USD	8217.98	-
! USD	3461.37	-
! USD	6.35	-

44 Count: 25 Sum: 28973.6

24800 - Changes in Market Values of Other Assets

2022 Financial Year

Preparer Shelley Lian

Reviewer Steven Lee

Status Ready for Review

Account Code	Description	CY Balance	LY Balance	Change
24800	Changes in Market Values of Other Assets		\$0.64	100%
TOTAL		CY Balance	LY Balance	
			\$0.64	

Supporting Documents

- General Ledger [Report](#)

Standard Checklist

- Attach all supporting Documentation
- Has the Fund received any non-arm's length income? If so, it may be taxed at 47%

Peter Kruger Super Fund

General Ledger

As at 30 June 2022

Transaction Date	Description	Units	Debit	Credit	Balance \$
					0.00 DR

Total Debits: 0.00

Total Credits: 0.00

25000 - Interest Received

2022 Financial Year

Preparer Shelley Lian

Reviewer Steven Lee

Status Ready for Review

Account Code	Description	CY Balance	LY Balance	Change
CBA10440552	CBA CDIA Account ***552	(\$1.46)		100%
TOTAL		CY Balance	LY Balance	
		(\$1.46)		

Supporting Documents

- Interest Reconciliation Report [Report](#)

Standard Checklist

- Attach Interest Reconciliation Report
- Ensure all interest has been recorded from Bank Statements
- Review Statements to ensure all TFN withheld has been input

Peter Kruger Super Fund
Interest Reconciliation Report

For The Period 01 July 2021 - 30 June 2022

Date	Payment Amount	Gross Interest	TFN Withheld	Foreign Income	Foreign Credits
Bank Accounts					
CBA10440552 CBA CDIA Account ***552					
01/07/2021	0.03	0.03			
01/08/2021	0.03	0.03			
01/09/2021	0.03	0.03			
01/10/2021	0.33	0.33			
01/11/2021	1.04	1.04			
	1.46	1.46			
	1.46	1.46			
TOTAL	1.46	1.46			

Tax Return Reconciliation

	Totals	Tax Return Label
Gross Interest	1.46	11C

26500 - Other Investment Income

2022 Financial Year

Preparer Shelley Lian

Reviewer Steven Lee

Status Ready for Review

Account Code	Description	CY Balance	LY Balance	Change
SHSAPETES001CRYPTO	Cryptocurrency	(\$18,134.42)		100%
SaxoAUDCash	Saxo Trading Cash Account AUD	(\$396.26)		100%
SaxoUSDCash	Saxo Trading Cash Account USD		(\$5,142.03)	100%
TOTAL		CY Balance	LY Balance	
		(\$18,530.68)	(\$5,142.03)	

Supporting Documents

- General Ledger [Report](#)
- CTC Income Report - 1st July 2021 - 30th June 2022.pdf

Standard Checklist

- Attach all source documentation

Peter Kruger Super Fund

General Ledger

As at 30 June 2022

Transaction Date	Description	Units	Debit	Credit	Balance \$
Other Investment Income (26500)					
<u>Saxo Trading Cash Account AUD (SaxoAUDCash)</u>					
28/09/2021	Shares			396.26	396.26 CR
				396.26	396.26 CR
<u>Cryptocurrency (SHSAPETES001CRYPTO)</u>					
30/06/2022	2022			18,134.42	18,134.42 CR
				18,134.42	18,134.42 CR
Total Debits:	0.00				
Total Credits:	18,530.68				

INCOME REPORT

1st July 2021 - 30th June 2022

Generated at: 10th June 2023, 12:29:59 pm

Generated for: Peter Kruger Super Fund

REPORT DETAILS

Country:	Australia
Currency:	AUD
Inventory Method:	First in First Out
Cost Basis Tracking:	Universal

REPORT SUMMARY

Airdrop	\$346.62
Income	\$10.00
Interest	\$0.00
Staking	\$17,777.80
Royalty	\$0.00
Total Income	\$18,134.42

Report Details

All fiat values and prices are in AUD unless otherwise stated. Where shown, market prices are determined using the average market value at the time of the acquisition/disposal unless the price is otherwise provided by the trading platform (or is manually overridden). All dates and times are in the "Australia/Brisbane" timezone.

*Please consult your tax professional to correctly identify the correct tax treatment of this amount based on your circumstances.

Taxable Income Events

Currency	Received	Trade Type	Quantity	Income
Bitcoin (BTC)	2021-09-23 10:24:06	Income	0.00016223	10
Solana (SOL)	2021-10-09 17:34:39	Staking Reward	0.00105062	0.228429
Solana (SOL)	2021-10-09 18:34:46	Staking Reward	0.00105062	0.228429
Solana (SOL)	2021-10-09 19:34:55	Staking Reward	0.00105062	0.228429
Solana (SOL)	2021-10-09 20:34:48	Staking Reward	0.00105062	0.228429
Solana (SOL)	2021-10-09 21:36:08	Staking Reward	0.00105062	0.228429
Solana (SOL)	2021-10-09 22:34:48	Staking Reward	0.00105062	0.228429
Solana (SOL)	2021-10-09 23:35:07	Staking Reward	0.00105062	0.228429
Solana (SOL)	2021-10-10 00:34:29	Staking Reward	0.00105062	0.228429
Solana (SOL)	2021-10-10 01:34:57	Staking Reward	0.00105062	0.228429
Solana (SOL)	2021-10-10 02:35:28	Staking Reward	0.00105062	0.228429
Solana (SOL)	2021-10-10 03:34:13	Staking Reward	0.00105062	0.228429
Solana (SOL)	2021-10-10 04:34:38	Staking Reward	0.00105062	0.228429
Solana (SOL)	2021-10-10 05:34:12	Staking Reward	0.00105062	0.228429
Solana (SOL)	2021-10-10 06:34:32	Staking Reward	0.00105062	0.228429
Solana (SOL)	2021-10-10 07:33:25	Staking Reward	0.00105062	0.228429
Solana (SOL)	2021-10-10 08:34:16	Staking Reward	0.00105062	0.228429
Solana (SOL)	2021-10-10 09:34:08	Staking Reward	0.00105062	0.228429
Solana (SOL)	2021-10-10 10:37:03	Staking Reward	0.00105062	0.226159
Solana (SOL)	2021-10-10 11:37:49	Staking Reward	0.00105062	0.226159

DISCLAIMER: Calculated results shown in this report are based on the information you provided at the time of calculation. You should use these results as an estimate and for guidance purposes only. Although we try to ensure the accuracy of these results, errors may occur. Make sure you verify the results. If you have any uncertainty, speak to your tax professional.

Taxable Income Events

Currency	Received	Trade Type	Quantity	Income
Solana (SOL)	2021-10-10 12:35:42	Staking Reward	0.00105062	0.226159
Solana (SOL)	2021-10-10 13:34:47	Staking Reward	0.00105062	0.226159
Solana (SOL)	2021-10-10 14:35:03	Staking Reward	0.00105062	0.226159
Solana (SOL)	2021-10-10 15:35:09	Staking Reward	0.00105062	0.226159
Solana (SOL)	2021-10-10 16:35:48	Staking Reward	0.00105062	0.226159
Solana (SOL)	2021-10-10 17:34:49	Staking Reward	0.00105062	0.226159
Solana (SOL)	2021-10-10 18:35:12	Staking Reward	0.00105062	0.226159
Solana (SOL)	2021-10-10 19:34:44	Staking Reward	0.00105062	0.226159
Solana (SOL)	2021-10-10 20:33:55	Staking Reward	0.00105062	0.226159
Solana (SOL)	2021-10-10 21:34:09	Staking Reward	0.00105062	0.226159
Solana (SOL)	2021-10-10 22:34:21	Staking Reward	0.00105062	0.226159
Solana (SOL)	2021-10-10 23:34:25	Staking Reward	0.00105062	0.226159
Solana (SOL)	2021-10-11 00:33:58	Staking Reward	0.00105062	0.226159
Solana (SOL)	2021-10-11 01:33:36	Staking Reward	0.00105062	0.226159
Solana (SOL)	2021-10-11 02:34:19	Staking Reward	0.00105062	0.226159
Solana (SOL)	2021-10-11 03:34:26	Staking Reward	0.00105062	0.226159
Solana (SOL)	2021-10-11 04:33:31	Staking Reward	0.00105062	0.226159
Solana (SOL)	2021-10-11 05:33:35	Staking Reward	0.00105062	0.226159
Solana (SOL)	2021-10-11 06:37:37	Staking Reward	0.00105062	0.226159
Solana (SOL)	2021-10-11 07:34:40	Staking Reward	0.00105062	0.226159

DISCLAIMER: Calculated results shown in this report are based on the information you provided at the time of calculation. You should use these results as an estimate and for guidance purposes only. Although we try to ensure the accuracy of these results, errors may occur. Make sure you verify the results. If you have any uncertainty, speak to your tax professional.

Taxable Income Events

Currency	Received	Trade Type	Quantity	Income
Solana (SOL)	2021-10-11 08:34:50	Staking Reward	0.00105062	0.226159
Solana (SOL)	2021-10-11 09:33:29	Staking Reward	0.00105062	0.226159
Solana (SOL)	2021-10-11 10:37:37	Staking Reward	0.00105062	0.210777
Solana (SOL)	2021-10-11 11:35:47	Staking Reward	0.00105062	0.210777
Solana (SOL)	2021-10-11 12:34:11	Staking Reward	0.00105062	0.210777
Solana (SOL)	2021-10-11 13:35:50	Staking Reward	0.00105062	0.210777
Solana (SOL)	2021-10-11 14:34:51	Staking Reward	0.00105062	0.210777
Solana (SOL)	2021-10-11 15:34:32	Staking Reward	0.00105062	0.210777
Solana (SOL)	2021-10-11 16:35:27	Staking Reward	0.00105062	0.210777
Solana (SOL)	2021-10-11 17:36:06	Staking Reward	0.00105062	0.210777
Solana (SOL)	2021-10-11 18:36:04	Staking Reward	0.00105062	0.210777
Solana (SOL)	2021-10-11 19:35:02	Staking Reward	0.00105062	0.210777
Solana (SOL)	2021-10-11 20:34:54	Staking Reward	0.00105062	0.210777
Solana (SOL)	2021-10-11 21:36:03	Staking Reward	0.00105062	0.210777
Solana (SOL)	2021-10-11 22:34:56	Staking Reward	0.00105062	0.210777
Solana (SOL)	2021-10-11 23:35:54	Staking Reward	0.00105062	0.210777
Solana (SOL)	2021-10-12 00:35:30	Staking Reward	0.00105062	0.210777
Solana (SOL)	2021-10-12 01:34:29	Staking Reward	0.00105062	0.210777
Solana (SOL)	2021-10-12 02:34:56	Staking Reward	0.00105062	0.210777
Solana (SOL)	2021-10-12 03:34:42	Staking Reward	0.00105062	0.210777

DISCLAIMER: Calculated results shown in this report are based on the information you provided at the time of calculation. You should use these results as an estimate and for guidance purposes only. Although we try to ensure the accuracy of these results, errors may occur. Make sure you verify the results. If you have any uncertainty, speak to your tax professional.

Taxable Income Events

Currency	Received	Trade Type	Quantity	Income
Solana (SOL)	2021-10-12 04:35:07	Staking Reward	0.00105062	0.210777
Solana (SOL)	2021-10-12 05:35:01	Staking Reward	0.00105062	0.210777
Solana (SOL)	2021-10-12 06:35:32	Staking Reward	0.00105062	0.210777
Solana (SOL)	2021-10-12 07:34:28	Staking Reward	0.00105062	0.210777
Solana (SOL)	2021-10-12 08:35:33	Staking Reward	0.00105062	0.210777
Solana (SOL)	2021-10-12 09:34:18	Staking Reward	0.00105062	0.210777
Solana (SOL)	2021-10-12 10:38:07	Staking Reward	0.00105062	0.206867
Solana (SOL)	2021-10-12 11:36:27	Staking Reward	0.00105062	0.206867
Solana (SOL)	2021-10-12 12:36:50	Staking Reward	0.00105062	0.206867
Solana (SOL)	2021-10-12 13:37:26	Staking Reward	0.00105062	0.206867
Solana (SOL)	2021-10-12 14:35:35	Staking Reward	0.00105062	0.206867
Solana (SOL)	2021-10-12 15:36:56	Staking Reward	0.00105062	0.206867
Solana (SOL)	2021-10-12 16:35:20	Staking Reward	0.00126641	0.249356
Solana (SOL)	2021-10-12 17:35:23	Staking Reward	0.00126641	0.249356
Solana (SOL)	2021-10-12 18:35:55	Staking Reward	0.00126641	0.249356
Solana (SOL)	2021-10-12 19:36:30	Staking Reward	0.00126641	0.249356
Solana (SOL)	2021-10-12 20:36:36	Staking Reward	0.00126641	0.249356
Solana (SOL)	2021-10-12 21:35:23	Staking Reward	0.00126641	0.249356
Solana (SOL)	2021-10-12 22:36:09	Staking Reward	0.00126641	0.249356
Solana (SOL)	2021-10-12 23:37:33	Staking Reward	0.00126641	0.249356

DISCLAIMER: Calculated results shown in this report are based on the information you provided at the time of calculation. You should use these results as an estimate and for guidance purposes only. Although we try to ensure the accuracy of these results, errors may occur. Make sure you verify the results. If you have any uncertainty, speak to your tax professional.

Taxable Income Events

Currency	Received	Trade Type	Quantity	Income
Solana (SOL)	2021-10-13 00:35:53	Staking Reward	0.00126641	0.249356
Solana (SOL)	2021-10-13 01:36:37	Staking Reward	0.00126641	0.249356
Solana (SOL)	2021-10-13 02:35:43	Staking Reward	0.00126641	0.249356
Solana (SOL)	2021-10-13 03:35:15	Staking Reward	0.00126641	0.249356
Solana (SOL)	2021-10-13 04:34:13	Staking Reward	0.00126641	0.249356
Solana (SOL)	2021-10-13 05:33:57	Staking Reward	0.00126641	0.249356
Solana (SOL)	2021-10-13 06:35:38	Staking Reward	0.00126641	0.249356
Solana (SOL)	2021-10-13 07:33:40	Staking Reward	0.00126641	0.249356
Solana (SOL)	2021-10-13 08:34:24	Staking Reward	0.00126641	0.249356
Solana (SOL)	2021-10-13 09:34:18	Staking Reward	0.00126641	0.249356
Solana (SOL)	2021-10-13 10:37:08	Staking Reward	0.00126641	0.26105
Solana (SOL)	2021-10-13 11:35:15	Staking Reward	0.00126641	0.26105
Solana (SOL)	2021-10-13 12:35:23	Staking Reward	0.00126641	0.26105
Serum (SRM)	2021-10-27 19:46:06	Staking Reward	0.00196319	0.01989045
srm_locked (SRM_LOCKED)	2021-10-27 19:46:06	Staking Reward	0.00196319	0.01989045
Solana (SOL)	2021-10-27 19:46:06	Staking Reward	0.0014381	0.381643
Serum (SRM)	2021-10-27 20:41:36	Staking Reward	0.00196319	0.01989045
srm_locked (SRM_LOCKED)	2021-10-27 20:41:36	Staking Reward	0.00196319	0.01989045
Solana (SOL)	2021-10-27 20:41:36	Staking Reward	0.0014381	0.381643
Serum (SRM)	2021-10-27 21:38:18	Staking Reward	0.00196319	0.01989045

DISCLAIMER: Calculated results shown in this report are based on the information you provided at the time of calculation. You should use these results as an estimate and for guidance purposes only. Although we try to ensure the accuracy of these results, errors may occur. Make sure you verify the results. If you have any uncertainty, speak to your tax professional.

Taxable Income Events

Currency	Received	Trade Type	Quantity	Income
srm_locked (SRM_LOCKED)	2021-10-27 21:38:18	Staking Reward	0.00196319	0.01989045
Solana (SOL)	2021-10-27 21:38:18	Staking Reward	0.0014381	0.381643
Serum (SRM)	2021-10-27 22:37:45	Staking Reward	0.00196319	0.01989045
srm_locked (SRM_LOCKED)	2021-10-27 22:37:45	Staking Reward	0.00196319	0.01989045
Solana (SOL)	2021-10-27 22:37:45	Staking Reward	0.0014381	0.381643
Serum (SRM)	2021-10-27 23:38:35	Staking Reward	0.00196319	0.01989045
srm_locked (SRM_LOCKED)	2021-10-27 23:38:35	Staking Reward	0.00196319	0.01989045
Solana (SOL)	2021-10-27 23:38:35	Staking Reward	0.0014381	0.381643
Serum (SRM)	2021-10-28 00:38:14	Staking Reward	0.00196319	0.01989045
srm_locked (SRM_LOCKED)	2021-10-28 00:38:14	Staking Reward	0.00196319	0.01989045
Solana (SOL)	2021-10-28 00:38:14	Staking Reward	0.0014381	0.381643
Serum (SRM)	2021-10-28 01:38:41	Staking Reward	0.00196319	0.01989045
srm_locked (SRM_LOCKED)	2021-10-28 01:38:41	Staking Reward	0.00196319	0.01989045
Solana (SOL)	2021-10-28 01:38:41	Staking Reward	0.0014381	0.381643
Serum (SRM)	2021-10-28 02:39:07	Staking Reward	0.00196319	0.01989045
srm_locked (SRM_LOCKED)	2021-10-28 02:39:07	Staking Reward	0.00196319	0.01989045
Solana (SOL)	2021-10-28 02:39:07	Staking Reward	0.0014381	0.381643
Serum (SRM)	2021-10-28 03:36:36	Staking Reward	0.00196319	0.01989045
srm_locked (SRM_LOCKED)	2021-10-28 03:36:36	Staking Reward	0.00196319	0.01989045
Solana (SOL)	2021-10-28 03:36:36	Staking Reward	0.0014381	0.381643

DISCLAIMER: Calculated results shown in this report are based on the information you provided at the time of calculation. You should use these results as an estimate and for guidance purposes only. Although we try to ensure the accuracy of these results, errors may occur. Make sure you verify the results. If you have any uncertainty, speak to your tax professional.

Taxable Income Events

Currency	Received	Trade Type	Quantity	Income
Serum (SRM)	2021-10-28 04:35:52	Staking Reward	0.00196319	0.01989045
srm_locked (SRM_LOCKED)	2021-10-28 04:35:52	Staking Reward	0.00196319	0.01989045
Solana (SOL)	2021-10-28 04:35:52	Staking Reward	0.0014381	0.381643
Serum (SRM)	2021-10-28 05:40:29	Staking Reward	0.00196319	0.01989045
srm_locked (SRM_LOCKED)	2021-10-28 05:40:29	Staking Reward	0.00196319	0.01989045
Solana (SOL)	2021-10-28 05:40:29	Staking Reward	0.0014381	0.381643
Serum (SRM)	2021-10-28 06:36:50	Staking Reward	0.00196319	0.01989045
srm_locked (SRM_LOCKED)	2021-10-28 06:36:50	Staking Reward	0.00196319	0.01989045
Solana (SOL)	2021-10-28 06:36:50	Staking Reward	0.0014381	0.381643
Serum (SRM)	2021-10-28 07:34:39	Staking Reward	0.00196319	0.01989045
srm_locked (SRM_LOCKED)	2021-10-28 07:34:39	Staking Reward	0.00196319	0.01989045
Solana (SOL)	2021-10-28 07:34:39	Staking Reward	0.0014381	0.381643
Serum (SRM)	2021-10-28 08:36:25	Staking Reward	0.00196319	0.01989045
srm_locked (SRM_LOCKED)	2021-10-28 08:36:25	Staking Reward	0.00196319	0.01989045
Solana (SOL)	2021-10-28 08:36:25	Staking Reward	0.0014381	0.381643
Serum (SRM)	2021-10-28 09:37:18	Staking Reward	0.00196319	0.01989045
srm_locked (SRM_LOCKED)	2021-10-28 09:37:18	Staking Reward	0.00196319	0.01989045
Solana (SOL)	2021-10-28 09:37:18	Staking Reward	0.0014381	0.381643
Serum (SRM)	2021-10-28 10:38:28	Staking Reward	0.00196319	0.01727852
srm_locked (SRM_LOCKED)	2021-10-28 10:38:28	Staking Reward	0.00196319	0.01727852

DISCLAIMER: Calculated results shown in this report are based on the information you provided at the time of calculation. You should use these results as an estimate and for guidance purposes only. Although we try to ensure the accuracy of these results, errors may occur. Make sure you verify the results. If you have any uncertainty, speak to your tax professional.

Taxable Income Events

Currency	Received	Trade Type	Quantity	Income
Solana (SOL)	2021-10-28 10:38:28	Staking Reward	0.0014381	0.34956
Serum (SRM)	2021-10-28 11:37:40	Staking Reward	0.00196319	0.01727852
srm_locked (SRM_LOCKED)	2021-10-28 11:37:40	Staking Reward	0.00196319	0.01727852
Solana (SOL)	2021-10-28 11:37:40	Staking Reward	0.0014381	0.34956
Serum (SRM)	2021-10-28 12:37:28	Staking Reward	0.00196319	0.01727852
srm_locked (SRM_LOCKED)	2021-10-28 12:37:28	Staking Reward	0.00196319	0.01727852
Solana (SOL)	2021-10-28 12:37:28	Staking Reward	0.0014381	0.34956
Serum (SRM)	2021-10-28 13:38:02	Staking Reward	0.00196319	0.01727852
srm_locked (SRM_LOCKED)	2021-10-28 13:38:02	Staking Reward	0.00196319	0.01727852
Solana (SOL)	2021-10-28 13:38:02	Staking Reward	0.0014381	0.34956
Serum (SRM)	2021-10-28 14:40:24	Staking Reward	0.00196319	0.01727852
srm_locked (SRM_LOCKED)	2021-10-28 14:40:24	Staking Reward	0.00196319	0.01727852
Solana (SOL)	2021-10-28 14:40:24	Staking Reward	0.0014381	0.34956
Serum (SRM)	2021-10-28 15:40:58	Staking Reward	0.00196319	0.01727852
srm_locked (SRM_LOCKED)	2021-10-28 15:40:58	Staking Reward	0.00196319	0.01727852
Solana (SOL)	2021-10-28 15:40:58	Staking Reward	0.0014381	0.34956
Serum (SRM)	2021-10-28 16:42:42	Staking Reward	0.00196319	0.01727852
srm_locked (SRM_LOCKED)	2021-10-28 16:42:42	Staking Reward	0.00196319	0.01727852
Solana (SOL)	2021-10-28 16:42:42	Staking Reward	0.0014381	0.34956
Serum (SRM)	2021-10-28 17:40:00	Staking Reward	0.00196319	0.01727852

DISCLAIMER: Calculated results shown in this report are based on the information you provided at the time of calculation. You should use these results as an estimate and for guidance purposes only. Although we try to ensure the accuracy of these results, errors may occur. Make sure you verify the results. If you have any uncertainty, speak to your tax professional.

Taxable Income Events

Currency	Received	Trade Type	Quantity	Income
srm_locked (SRM_LOCKED)	2021-10-28 17:40:00	Staking Reward	0.00196319	0.01727852
Solana (SOL)	2021-10-28 17:40:00	Staking Reward	0.0014381	0.34956
Serum (SRM)	2021-10-28 18:42:05	Staking Reward	0.00196319	0.01727852
srm_locked (SRM_LOCKED)	2021-10-28 18:42:05	Staking Reward	0.00196319	0.01727852
Solana (SOL)	2021-10-28 18:42:05	Staking Reward	0.0014381	0.34956
Serum (SRM)	2021-10-28 19:39:56	Staking Reward	0.00196319	0.01727852
srm_locked (SRM_LOCKED)	2021-10-28 19:39:56	Staking Reward	0.00196319	0.01727852
Solana (SOL)	2021-10-28 19:39:56	Staking Reward	0.0014381	0.34956
Serum (SRM)	2021-10-28 20:40:46	Staking Reward	0.00196319	0.01727852
srm_locked (SRM_LOCKED)	2021-10-28 20:40:46	Staking Reward	0.00196319	0.01727852
Solana (SOL)	2021-10-28 20:40:46	Staking Reward	0.0014381	0.34956
Serum (SRM)	2021-10-28 21:38:53	Staking Reward	0.00196319	0.01727852
srm_locked (SRM_LOCKED)	2021-10-28 21:38:53	Staking Reward	0.00196319	0.01727852
Solana (SOL)	2021-10-28 21:38:53	Staking Reward	0.0014381	0.34956
Serum (SRM)	2021-10-28 22:38:26	Staking Reward	0.00196319	0.01727852
srm_locked (SRM_LOCKED)	2021-10-28 22:38:26	Staking Reward	0.00196319	0.01727852
Solana (SOL)	2021-10-28 22:38:26	Staking Reward	0.0014381	0.34956
Serum (SRM)	2021-10-28 23:39:42	Staking Reward	0.00196319	0.01727852
srm_locked (SRM_LOCKED)	2021-10-28 23:39:42	Staking Reward	0.00196319	0.01727852
Solana (SOL)	2021-10-28 23:39:42	Staking Reward	0.0014381	0.34956

DISCLAIMER: Calculated results shown in this report are based on the information you provided at the time of calculation. You should use these results as an estimate and for guidance purposes only. Although we try to ensure the accuracy of these results, errors may occur. Make sure you verify the results. If you have any uncertainty, speak to your tax professional.

Taxable Income Events

Currency	Received	Trade Type	Quantity	Income
Serum (SRM)	2021-10-29 00:38:38	Staking Reward	0.00196319	0.01727852
srm_locked (SRM_LOCKED)	2021-10-29 00:38:38	Staking Reward	0.00196319	0.01727852
Solana (SOL)	2021-10-29 00:38:38	Staking Reward	0.0014381	0.34956
Serum (SRM)	2021-10-29 01:37:16	Staking Reward	0.00196319	0.01727852
srm_locked (SRM_LOCKED)	2021-10-29 01:37:16	Staking Reward	0.00196319	0.01727852
Solana (SOL)	2021-10-29 01:37:16	Staking Reward	0.0014381	0.34956
Serum (SRM)	2021-10-29 02:37:45	Staking Reward	0.00196319	0.01727852
srm_locked (SRM_LOCKED)	2021-10-29 02:37:45	Staking Reward	0.00196319	0.01727852
Solana (SOL)	2021-10-29 02:37:45	Staking Reward	0.0014381	0.34956
Serum (SRM)	2021-10-29 03:39:39	Staking Reward	0.00196319	0.01727852
srm_locked (SRM_LOCKED)	2021-10-29 03:39:39	Staking Reward	0.00196319	0.01727852
Solana (SOL)	2021-10-29 03:39:39	Staking Reward	0.0014381	0.34956
Serum (SRM)	2021-10-29 04:38:39	Staking Reward	0.00196319	0.01727852
srm_locked (SRM_LOCKED)	2021-10-29 04:38:39	Staking Reward	0.00196319	0.01727852
Solana (SOL)	2021-10-29 04:38:39	Staking Reward	0.0014381	0.34956
Serum (SRM)	2021-10-29 05:39:26	Staking Reward	0.00196319	0.01727852
srm_locked (SRM_LOCKED)	2021-10-29 05:39:26	Staking Reward	0.00196319	0.01727852
Solana (SOL)	2021-10-29 05:39:26	Staking Reward	0.0014381	0.34956
Serum (SRM)	2021-10-29 06:38:12	Staking Reward	0.00196319	0.01727852
srm_locked (SRM_LOCKED)	2021-10-29 06:38:12	Staking Reward	0.00196319	0.01727852

DISCLAIMER: Calculated results shown in this report are based on the information you provided at the time of calculation. You should use these results as an estimate and for guidance purposes only. Although we try to ensure the accuracy of these results, errors may occur. Make sure you verify the results. If you have any uncertainty, speak to your tax professional.

Taxable Income Events

Currency	Received	Trade Type	Quantity	Income
Solana (SOL)	2021-10-29 06:38:12	Staking Reward	0.0014381	0.34956
Serum (SRM)	2021-10-29 07:36:32	Staking Reward	0.00196319	0.01727852
srm_locked (SRM_LOCKED)	2021-10-29 07:36:32	Staking Reward	0.00196319	0.01727852
Solana (SOL)	2021-10-29 07:36:32	Staking Reward	0.0014381	0.34956
Serum (SRM)	2021-10-29 08:36:54	Staking Reward	0.00196319	0.01727852
srm_locked (SRM_LOCKED)	2021-10-29 08:36:54	Staking Reward	0.00196319	0.01727852
Solana (SOL)	2021-10-29 08:36:54	Staking Reward	0.0014381	0.34956
Serum (SRM)	2021-10-29 09:37:28	Staking Reward	0.00196319	0.01727852
srm_locked (SRM_LOCKED)	2021-10-29 09:37:28	Staking Reward	0.00196319	0.01727852
Solana (SOL)	2021-10-29 09:37:28	Staking Reward	0.0014381	0.34956
Serum (SRM)	2021-10-29 10:40:16	Staking Reward	0.00196319	0.01810243
srm_locked (SRM_LOCKED)	2021-10-29 10:40:16	Staking Reward	0.00196319	0.01810243
Solana (SOL)	2021-10-29 10:40:16	Staking Reward	0.0014381	0.373673
Serum (SRM)	2021-10-29 11:41:03	Staking Reward	0.00196319	0.01810243
srm_locked (SRM_LOCKED)	2021-10-29 11:41:03	Staking Reward	0.00196319	0.01810243
Solana (SOL)	2021-10-29 11:41:03	Staking Reward	0.0014381	0.373673
Serum (SRM)	2021-10-29 12:38:16	Staking Reward	0.00196319	0.01810243
srm_locked (SRM_LOCKED)	2021-10-29 12:38:16	Staking Reward	0.00196319	0.01810243
Solana (SOL)	2021-10-29 12:38:16	Staking Reward	0.0014381	0.373673
Serum (SRM)	2021-10-29 13:38:18	Staking Reward	0.00196319	0.01810243

DISCLAIMER: Calculated results shown in this report are based on the information you provided at the time of calculation. You should use these results as an estimate and for guidance purposes only. Although we try to ensure the accuracy of these results, errors may occur. Make sure you verify the results. If you have any uncertainty, speak to your tax professional.

Taxable Income Events

Currency	Received	Trade Type	Quantity	Income
srm_locked (SRM_LOCKED)	2021-10-29 13:38:18	Staking Reward	0.00196319	0.01810243
Solana (SOL)	2021-10-29 13:38:18	Staking Reward	0.0014381	0.373673
Serum (SRM)	2021-10-29 14:38:42	Staking Reward	0.00196319	0.01810243
srm_locked (SRM_LOCKED)	2021-10-29 14:38:42	Staking Reward	0.00196319	0.01810243
Solana (SOL)	2021-10-29 14:38:42	Staking Reward	0.0014381	0.373673
Serum (SRM)	2021-10-29 15:40:13	Staking Reward	0.00196319	0.01810243
srm_locked (SRM_LOCKED)	2021-10-29 15:40:13	Staking Reward	0.00196319	0.01810243
Solana (SOL)	2021-10-29 15:40:13	Staking Reward	0.0014381	0.373673
Serum (SRM)	2021-10-29 16:39:10	Staking Reward	0.00196319	0.01810243
srm_locked (SRM_LOCKED)	2021-10-29 16:39:10	Staking Reward	0.00196319	0.01810243
Solana (SOL)	2021-10-29 16:39:10	Staking Reward	0.0014381	0.373673
Serum (SRM)	2021-10-29 17:39:37	Staking Reward	0.00196319	0.01810243
srm_locked (SRM_LOCKED)	2021-10-29 17:39:37	Staking Reward	0.00196319	0.01810243
Solana (SOL)	2021-10-29 17:39:37	Staking Reward	0.0014381	0.373673
Serum (SRM)	2021-10-29 18:39:37	Staking Reward	0.00196319	0.01810243
srm_locked (SRM_LOCKED)	2021-10-29 18:39:37	Staking Reward	0.00196319	0.01810243
Solana (SOL)	2021-10-29 18:39:37	Staking Reward	0.0014381	0.373673
Serum (SRM)	2021-10-29 19:39:10	Staking Reward	0.00196319	0.01810243
srm_locked (SRM_LOCKED)	2021-10-29 19:39:10	Staking Reward	0.00196319	0.01810243
Solana (SOL)	2021-10-29 19:39:10	Staking Reward	0.0014381	0.373673

DISCLAIMER: Calculated results shown in this report are based on the information you provided at the time of calculation. You should use these results as an estimate and for guidance purposes only. Although we try to ensure the accuracy of these results, errors may occur. Make sure you verify the results. If you have any uncertainty, speak to your tax professional.

Taxable Income Events

Currency	Received	Trade Type	Quantity	Income
Serum (SRM)	2021-10-29 20:38:03	Staking Reward	0.00196319	0.01810243
srm_locked (SRM_LOCKED)	2021-10-29 20:38:03	Staking Reward	0.00196319	0.01810243
Solana (SOL)	2021-10-29 20:38:03	Staking Reward	0.0014381	0.373673
Serum (SRM)	2021-10-29 21:38:51	Staking Reward	0.00196319	0.01810243
srm_locked (SRM_LOCKED)	2021-10-29 21:38:51	Staking Reward	0.00196319	0.01810243
Solana (SOL)	2021-10-29 21:38:51	Staking Reward	0.0014381	0.373673
Serum (SRM)	2021-10-29 22:39:20	Staking Reward	0.00196319	0.01810243
srm_locked (SRM_LOCKED)	2021-10-29 22:39:20	Staking Reward	0.00196319	0.01810243
Solana (SOL)	2021-10-29 22:39:20	Staking Reward	0.0014381	0.373673
Serum (SRM)	2021-10-29 23:38:33	Staking Reward	0.00196319	0.01810243
srm_locked (SRM_LOCKED)	2021-10-29 23:38:33	Staking Reward	0.00196319	0.01810243
Solana (SOL)	2021-10-29 23:38:33	Staking Reward	0.0014381	0.373673
Serum (SRM)	2021-10-30 00:37:07	Staking Reward	0.00196319	0.01810243
srm_locked (SRM_LOCKED)	2021-10-30 00:37:07	Staking Reward	0.00196319	0.01810243
Solana (SOL)	2021-10-30 00:37:07	Staking Reward	0.0014381	0.373673
Serum (SRM)	2021-10-30 01:39:44	Staking Reward	0.00196319	0.01810243
srm_locked (SRM_LOCKED)	2021-10-30 01:39:44	Staking Reward	0.00196319	0.01810243
Solana (SOL)	2021-10-30 01:39:44	Staking Reward	0.0014381	0.373673
Serum (SRM)	2021-10-30 02:38:40	Staking Reward	0.00196319	0.01810243
srm_locked (SRM_LOCKED)	2021-10-30 02:38:40	Staking Reward	0.00196319	0.01810243

DISCLAIMER: Calculated results shown in this report are based on the information you provided at the time of calculation. You should use these results as an estimate and for guidance purposes only. Although we try to ensure the accuracy of these results, errors may occur. Make sure you verify the results. If you have any uncertainty, speak to your tax professional.

Taxable Income Events

Currency	Received	Trade Type	Quantity	Income
Solana (SOL)	2021-10-30 02:38:40	Staking Reward	0.0014381	0.373673
Serum (SRM)	2021-10-30 03:37:42	Staking Reward	0.00196319	0.01810243
srm_locked (SRM_LOCKED)	2021-10-30 03:37:42	Staking Reward	0.00196319	0.01810243
Solana (SOL)	2021-10-30 03:37:42	Staking Reward	0.0014381	0.373673
srm_locked (SRM_LOCKED)	2021-10-30 04:37:48	Staking Reward	0.00196319	0.01810243
Solana (SOL)	2021-10-30 04:37:48	Staking Reward	0.0014381	0.373673
Serum (SRM)	2021-10-30 05:37:25	Staking Reward	0.00196319	0.01810243
srm_locked (SRM_LOCKED)	2021-10-30 05:37:25	Staking Reward	0.00196319	0.01810243
Solana (SOL)	2021-10-30 05:37:25	Staking Reward	0.0014381	0.373673
Serum (SRM)	2021-10-30 06:37:42	Staking Reward	0.00196319	0.01810243
srm_locked (SRM_LOCKED)	2021-10-30 06:37:42	Staking Reward	0.00196319	0.01810243
Solana (SOL)	2021-10-30 06:37:42	Staking Reward	0.0014381	0.373673
Serum (SRM)	2021-10-30 07:36:09	Staking Reward	0.00196319	0.01810243
srm_locked (SRM_LOCKED)	2021-10-30 07:36:09	Staking Reward	0.00196319	0.01810243
Solana (SOL)	2021-10-30 07:36:09	Staking Reward	0.0014381	0.373673
Serum (SRM)	2021-10-30 08:37:16	Staking Reward	0.00196319	0.01810243
srm_locked (SRM_LOCKED)	2021-10-30 08:37:16	Staking Reward	0.00196319	0.01810243
Solana (SOL)	2021-10-30 08:37:16	Staking Reward	0.0014381	0.373673
Serum (SRM)	2021-10-30 09:36:47	Staking Reward	0.00196319	0.01810243
srm_locked (SRM_LOCKED)	2021-10-30 09:36:47	Staking Reward	0.00196319	0.01810243

DISCLAIMER: Calculated results shown in this report are based on the information you provided at the time of calculation. You should use these results as an estimate and for guidance purposes only. Although we try to ensure the accuracy of these results, errors may occur. Make sure you verify the results. If you have any uncertainty, speak to your tax professional.

Taxable Income Events

Currency	Received	Trade Type	Quantity	Income
Solana (SOL)	2021-10-30 09:36:47	Staking Reward	0.0014381	0.373673
Serum (SRM)	2021-10-30 10:39:50	Staking Reward	0.00196319	0.01927608
srm_locked (SRM_LOCKED)	2021-10-30 10:39:50	Staking Reward	0.00196319	0.01927608
Solana (SOL)	2021-10-30 10:39:50	Staking Reward	0.0014381	0.38196
Serum (SRM)	2021-10-30 11:39:15	Staking Reward	0.00196319	0.01927608
srm_locked (SRM_LOCKED)	2021-10-30 11:39:15	Staking Reward	0.00196319	0.01927608
Solana (SOL)	2021-10-30 11:39:15	Staking Reward	0.0014381	0.38196
Solana (SOL)	2021-10-30 12:38:23	Staking Reward	0.0014381	0.38196
Serum (SRM)	2021-10-30 12:38:23	Staking Reward	0.00196319	0.01927608
srm_locked (SRM_LOCKED)	2021-10-30 12:38:23	Staking Reward	0.00196319	0.01927608
Solana (SOL)	2021-10-30 13:38:48	Staking Reward	0.0014381	0.38196
Serum (SRM)	2021-10-30 13:38:48	Staking Reward	0.00196319	0.01927608
srm_locked (SRM_LOCKED)	2021-10-30 13:38:48	Staking Reward	0.00196319	0.01927608
Solana (SOL)	2021-10-30 14:38:40	Staking Reward	0.0014381	0.38196
Serum (SRM)	2021-10-30 14:38:40	Staking Reward	0.00196319	0.01927608
srm_locked (SRM_LOCKED)	2021-10-30 14:38:40	Staking Reward	0.00196319	0.01927608
Solana (SOL)	2021-10-30 15:37:38	Staking Reward	0.0014381	0.38196
Serum (SRM)	2021-10-30 15:37:38	Staking Reward	0.00196319	0.01927608
srm_locked (SRM_LOCKED)	2021-10-30 15:37:38	Staking Reward	0.00196319	0.01927608
Solana (SOL)	2021-10-30 16:38:17	Staking Reward	0.0014381	0.38196

DISCLAIMER: Calculated results shown in this report are based on the information you provided at the time of calculation. You should use these results as an estimate and for guidance purposes only. Although we try to ensure the accuracy of these results, errors may occur. Make sure you verify the results. If you have any uncertainty, speak to your tax professional.

Taxable Income Events

Currency	Received	Trade Type	Quantity	Income
Serum (SRM)	2021-10-30 16:38:17	Staking Reward	0.00196319	0.01927608
srm_locked (SRM_LOCKED)	2021-10-30 16:38:17	Staking Reward	0.00196319	0.01927608
Solana (SOL)	2021-10-30 17:37:55	Staking Reward	0.0014381	0.38196
Serum (SRM)	2021-10-30 17:37:55	Staking Reward	0.00196319	0.01927608
srm_locked (SRM_LOCKED)	2021-10-30 17:37:55	Staking Reward	0.00196319	0.01927608
Solana (SOL)	2021-10-30 18:39:29	Staking Reward	0.0014381	0.38196
Serum (SRM)	2021-10-30 18:39:29	Staking Reward	0.00196319	0.01927608
srm_locked (SRM_LOCKED)	2021-10-30 18:39:29	Staking Reward	0.00196319	0.01927608
Solana (SOL)	2021-10-30 19:37:43	Staking Reward	0.0014381	0.38196
Serum (SRM)	2021-10-30 19:37:43	Staking Reward	0.00196319	0.01927608
srm_locked (SRM_LOCKED)	2021-10-30 19:37:43	Staking Reward	0.00196319	0.01927608
Solana (SOL)	2021-10-30 20:38:35	Staking Reward	0.0014381	0.38196
Serum (SRM)	2021-10-30 20:38:35	Staking Reward	0.00196319	0.01927608
srm_locked (SRM_LOCKED)	2021-10-30 20:38:35	Staking Reward	0.00196319	0.01927608
Solana (SOL)	2021-10-30 21:38:20	Staking Reward	0.0014381	0.38196
Serum (SRM)	2021-10-30 21:38:20	Staking Reward	0.00196319	0.01927608
srm_locked (SRM_LOCKED)	2021-10-30 21:38:20	Staking Reward	0.00196319	0.01927608
Solana (SOL)	2021-10-30 22:38:01	Staking Reward	0.0014381	0.38196
Serum (SRM)	2021-10-30 22:38:01	Staking Reward	0.00196319	0.01927608
srm_locked (SRM_LOCKED)	2021-10-30 22:38:01	Staking Reward	0.00196319	0.01927608

DISCLAIMER: Calculated results shown in this report are based on the information you provided at the time of calculation. You should use these results as an estimate and for guidance purposes only. Although we try to ensure the accuracy of these results, errors may occur. Make sure you verify the results. If you have any uncertainty, speak to your tax professional.

Taxable Income Events

Currency	Received	Trade Type	Quantity	Income
Solana (SOL)	2021-10-30 23:40:33	Staking Reward	0.0014381	0.38196
Serum (SRM)	2021-10-30 23:40:33	Staking Reward	0.00196319	0.01927608
srm_locked (SRM_LOCKED)	2021-10-30 23:40:33	Staking Reward	0.00196319	0.01927608
Solana (SOL)	2021-10-31 00:39:26	Staking Reward	0.0014381	0.38196
Serum (SRM)	2021-10-31 00:39:26	Staking Reward	0.00196319	0.01927608
srm_locked (SRM_LOCKED)	2021-10-31 00:39:26	Staking Reward	0.00196319	0.01927608
Solana (SOL)	2021-10-31 01:38:24	Staking Reward	0.0014381	0.38196
Serum (SRM)	2021-10-31 01:38:24	Staking Reward	0.00196319	0.01927608
srm_locked (SRM_LOCKED)	2021-10-31 01:38:24	Staking Reward	0.00196319	0.01927608
Solana (SOL)	2021-10-31 02:38:14	Staking Reward	0.0014381	0.38196
Serum (SRM)	2021-10-31 02:38:14	Staking Reward	0.00196319	0.01927608
srm_locked (SRM_LOCKED)	2021-10-31 02:38:14	Staking Reward	0.00196319	0.01927608
Solana (SOL)	2021-10-31 03:38:04	Staking Reward	0.0014381	0.38196
Serum (SRM)	2021-10-31 03:38:04	Staking Reward	0.00196319	0.01927608
srm_locked (SRM_LOCKED)	2021-10-31 03:38:04	Staking Reward	0.00196319	0.01927608
Solana (SOL)	2021-10-31 04:37:16	Staking Reward	0.0014381	0.38196
Serum (SRM)	2021-10-31 04:37:16	Staking Reward	0.00196319	0.01927608
srm_locked (SRM_LOCKED)	2021-10-31 04:37:16	Staking Reward	0.00196319	0.01927608
Solana (SOL)	2021-10-31 05:37:00	Staking Reward	0.0014381	0.38196
Serum (SRM)	2021-10-31 05:37:00	Staking Reward	0.00196319	0.01927608

DISCLAIMER: Calculated results shown in this report are based on the information you provided at the time of calculation. You should use these results as an estimate and for guidance purposes only. Although we try to ensure the accuracy of these results, errors may occur. Make sure you verify the results. If you have any uncertainty, speak to your tax professional.

Taxable Income Events

Currency	Received	Trade Type	Quantity	Income
srm_locked (SRM_LOCKED)	2021-10-31 05:37:00	Staking Reward	0.00196319	0.01927608
Solana (SOL)	2021-10-31 06:37:00	Staking Reward	0.0014381	0.38196
Serum (SRM)	2021-10-31 06:37:00	Staking Reward	0.00196319	0.01927608
srm_locked (SRM_LOCKED)	2021-10-31 06:37:00	Staking Reward	0.00196319	0.01927608
Solana (SOL)	2021-10-31 07:36:55	Staking Reward	0.0014381	0.38196
Serum (SRM)	2021-10-31 07:36:55	Staking Reward	0.00196319	0.01927608
srm_locked (SRM_LOCKED)	2021-10-31 07:36:55	Staking Reward	0.00196319	0.01927608
Solana (SOL)	2021-10-31 08:41:10	Staking Reward	0.0014381	0.38196
Serum (SRM)	2021-10-31 08:41:10	Staking Reward	0.00196319	0.01927608
srm_locked (SRM_LOCKED)	2021-10-31 08:41:10	Staking Reward	0.00196319	0.01927608
Solana (SOL)	2021-10-31 09:38:18	Staking Reward	0.0014381	0.38196
Serum (SRM)	2021-10-31 09:38:18	Staking Reward	0.00196319	0.01927608
srm_locked (SRM_LOCKED)	2021-10-31 09:38:18	Staking Reward	0.00196319	0.01927608
Solana (SOL)	2021-10-31 10:40:51	Staking Reward	0.0014381	0.369635
Serum (SRM)	2021-10-31 10:40:51	Staking Reward	0.00196319	0.0189619
srm_locked (SRM_LOCKED)	2021-10-31 10:40:51	Staking Reward	0.00196319	0.0189619
Solana (SOL)	2021-10-31 11:39:55	Staking Reward	0.0014381	0.369635
Serum (SRM)	2021-10-31 11:39:55	Staking Reward	0.00196319	0.0189619
srm_locked (SRM_LOCKED)	2021-10-31 11:39:55	Staking Reward	0.00196319	0.0189619
Solana (SOL)	2021-10-31 12:41:29	Staking Reward	0.0014381	0.369635

DISCLAIMER: Calculated results shown in this report are based on the information you provided at the time of calculation. You should use these results as an estimate and for guidance purposes only. Although we try to ensure the accuracy of these results, errors may occur. Make sure you verify the results. If you have any uncertainty, speak to your tax professional.

Taxable Income Events

Currency	Received	Trade Type	Quantity	Income
Serum (SRM)	2021-10-31 12:41:29	Staking Reward	0.00196319	0.0189619
srm_locked (SRM_LOCKED)	2021-10-31 12:41:29	Staking Reward	0.00196319	0.0189619
Solana (SOL)	2021-10-31 13:39:04	Staking Reward	0.0014381	0.369635
Serum (SRM)	2021-10-31 13:39:04	Staking Reward	0.00196319	0.0189619
srm_locked (SRM_LOCKED)	2021-10-31 13:39:04	Staking Reward	0.00196319	0.0189619
Solana (SOL)	2021-10-31 14:39:51	Staking Reward	0.0014381	0.369635
Serum (SRM)	2021-10-31 14:39:51	Staking Reward	0.00196319	0.0189619
srm_locked (SRM_LOCKED)	2021-10-31 14:39:51	Staking Reward	0.00196319	0.0189619
Solana (SOL)	2021-10-31 15:39:34	Staking Reward	0.0014381	0.369635
Serum (SRM)	2021-10-31 15:39:34	Staking Reward	0.00196319	0.0189619
srm_locked (SRM_LOCKED)	2021-10-31 15:39:34	Staking Reward	0.00196319	0.0189619
Solana (SOL)	2021-10-31 16:40:08	Staking Reward	0.0014381	0.369635
Serum (SRM)	2021-10-31 16:40:08	Staking Reward	0.00196319	0.0189619
srm_locked (SRM_LOCKED)	2021-10-31 16:40:08	Staking Reward	0.00196319	0.0189619
Solana (SOL)	2021-10-31 17:38:19	Staking Reward	0.0014381	0.369635
Serum (SRM)	2021-10-31 17:38:19	Staking Reward	0.00196319	0.0189619
srm_locked (SRM_LOCKED)	2021-10-31 17:38:19	Staking Reward	0.00196319	0.0189619
Solana (SOL)	2021-10-31 18:39:52	Staking Reward	0.0014381	0.369635
Serum (SRM)	2021-10-31 18:39:52	Staking Reward	0.00196319	0.0189619
srm_locked (SRM_LOCKED)	2021-10-31 18:39:52	Staking Reward	0.00196319	0.0189619

DISCLAIMER: Calculated results shown in this report are based on the information you provided at the time of calculation. You should use these results as an estimate and for guidance purposes only. Although we try to ensure the accuracy of these results, errors may occur. Make sure you verify the results. If you have any uncertainty, speak to your tax professional.

Taxable Income Events

Currency	Received	Trade Type	Quantity	Income
Solana (SOL)	2021-10-31 19:39:24	Staking Reward	0.0014381	0.369635
Serum (SRM)	2021-10-31 19:39:24	Staking Reward	0.00196319	0.0189619
srm_locked (SRM_LOCKED)	2021-10-31 19:39:24	Staking Reward	0.00196319	0.0189619
Solana (SOL)	2021-10-31 20:39:00	Staking Reward	0.0014381	0.369635
Serum (SRM)	2021-10-31 20:39:00	Staking Reward	0.00196319	0.0189619
srm_locked (SRM_LOCKED)	2021-10-31 20:39:00	Staking Reward	0.00196319	0.0189619
Solana (SOL)	2021-10-31 21:39:35	Staking Reward	0.0014381	0.369635
Serum (SRM)	2021-10-31 21:39:35	Staking Reward	0.00196319	0.0189619
srm_locked (SRM_LOCKED)	2021-10-31 21:39:35	Staking Reward	0.00196319	0.0189619
Solana (SOL)	2021-10-31 22:39:48	Staking Reward	0.0014381	0.369635
Serum (SRM)	2021-10-31 22:39:48	Staking Reward	0.00196319	0.0189619
srm_locked (SRM_LOCKED)	2021-10-31 22:39:48	Staking Reward	0.00196319	0.0189619
Solana (SOL)	2021-10-31 23:42:42	Staking Reward	0.0014381	0.369635
Serum (SRM)	2021-10-31 23:42:42	Staking Reward	0.00196319	0.0189619
srm_locked (SRM_LOCKED)	2021-10-31 23:42:42	Staking Reward	0.00196319	0.0189619
Solana (SOL)	2021-11-01 00:40:23	Staking Reward	0.0014381	0.369635
Serum (SRM)	2021-11-01 00:40:23	Staking Reward	0.00196319	0.0189619
srm_locked (SRM_LOCKED)	2021-11-01 00:40:23	Staking Reward	0.00196319	0.0189619
Solana (SOL)	2021-11-01 01:38:44	Staking Reward	0.0014381	0.369635
Serum (SRM)	2021-11-01 01:38:44	Staking Reward	0.00196319	0.0189619

DISCLAIMER: Calculated results shown in this report are based on the information you provided at the time of calculation. You should use these results as an estimate and for guidance purposes only. Although we try to ensure the accuracy of these results, errors may occur. Make sure you verify the results. If you have any uncertainty, speak to your tax professional.

Taxable Income Events

Currency	Received	Trade Type	Quantity	Income
srm_locked (SRM_LOCKED)	2021-11-01 01:38:44	Staking Reward	0.00196319	0.0189619
Solana (SOL)	2021-11-01 02:38:38	Staking Reward	0.0014381	0.369635
Serum (SRM)	2021-11-01 02:38:38	Staking Reward	0.00196319	0.0189619
srm_locked (SRM_LOCKED)	2021-11-01 02:38:38	Staking Reward	0.00196319	0.0189619
Solana (SOL)	2021-11-01 03:37:26	Staking Reward	0.0014381	0.369635
Serum (SRM)	2021-11-01 03:37:26	Staking Reward	0.00196319	0.0189619
srm_locked (SRM_LOCKED)	2021-11-01 03:37:26	Staking Reward	0.00196319	0.0189619
Solana (SOL)	2021-11-01 04:38:20	Staking Reward	0.0014381	0.369635
Serum (SRM)	2021-11-01 04:38:20	Staking Reward	0.00196319	0.0189619
srm_locked (SRM_LOCKED)	2021-11-01 04:38:20	Staking Reward	0.00196319	0.0189619
Solana (SOL)	2021-11-01 05:36:12	Staking Reward	0.0014381	0.369635
Serum (SRM)	2021-11-01 05:36:12	Staking Reward	0.00196319	0.0189619
srm_locked (SRM_LOCKED)	2021-11-01 05:36:12	Staking Reward	0.00196319	0.0189619
Solana (SOL)	2021-11-01 06:36:08	Staking Reward	0.0014381	0.369635
Serum (SRM)	2021-11-01 06:36:08	Staking Reward	0.00196319	0.0189619
srm_locked (SRM_LOCKED)	2021-11-01 06:36:08	Staking Reward	0.00196319	0.0189619
Solana (SOL)	2021-11-01 07:36:02	Staking Reward	0.0014381	0.369635
Serum (SRM)	2021-11-01 07:36:02	Staking Reward	0.00196319	0.0189619
srm_locked (SRM_LOCKED)	2021-11-01 07:36:02	Staking Reward	0.00196319	0.0189619
Solana (SOL)	2021-11-01 08:36:51	Staking Reward	0.0014381	0.369635

DISCLAIMER: Calculated results shown in this report are based on the information you provided at the time of calculation. You should use these results as an estimate and for guidance purposes only. Although we try to ensure the accuracy of these results, errors may occur. Make sure you verify the results. If you have any uncertainty, speak to your tax professional.

Taxable Income Events

Currency	Received	Trade Type	Quantity	Income
Serum (SRM)	2021-11-01 08:36:51	Staking Reward	0.00196319	0.0189619
srm_locked (SRM_LOCKED)	2021-11-01 08:36:51	Staking Reward	0.00196319	0.0189619
Solana (SOL)	2021-11-01 09:36:03	Staking Reward	0.0014381	0.369635
Serum (SRM)	2021-11-01 09:36:03	Staking Reward	0.00196319	0.0189619
srm_locked (SRM_LOCKED)	2021-11-01 09:36:03	Staking Reward	0.00196319	0.0189619
Solana (SOL)	2021-11-01 10:39:06	Staking Reward	0.0014381	0.386502
Serum (SRM)	2021-11-01 10:39:06	Staking Reward	0.00196319	0.01889445
srm_locked (SRM_LOCKED)	2021-11-01 10:39:06	Staking Reward	0.00196319	0.01889445
Solana (SOL)	2021-11-01 11:38:50	Staking Reward	0.0014381	0.386502
Serum (SRM)	2021-11-01 11:38:50	Staking Reward	0.00196319	0.01889445
srm_locked (SRM_LOCKED)	2021-11-01 11:38:50	Staking Reward	0.00196319	0.01889445
Solana (SOL)	2021-11-01 12:42:18	Staking Reward	0.0014381	0.386502
Serum (SRM)	2021-11-01 12:42:18	Staking Reward	0.00196319	0.01889445
srm_locked (SRM_LOCKED)	2021-11-01 12:42:18	Staking Reward	0.00196319	0.01889445
Solana (SOL)	2021-11-01 13:38:30	Staking Reward	0.0014381	0.386502
Serum (SRM)	2021-11-01 13:38:30	Staking Reward	0.00196319	0.01889445
srm_locked (SRM_LOCKED)	2021-11-01 13:38:30	Staking Reward	0.00196319	0.01889445
Solana (SOL)	2021-11-01 14:38:39	Staking Reward	0.0014381	0.386502
Serum (SRM)	2021-11-01 14:38:39	Staking Reward	0.00196319	0.01889445
srm_locked (SRM_LOCKED)	2021-11-01 14:38:39	Staking Reward	0.00196319	0.01889445

DISCLAIMER: Calculated results shown in this report are based on the information you provided at the time of calculation. You should use these results as an estimate and for guidance purposes only. Although we try to ensure the accuracy of these results, errors may occur. Make sure you verify the results. If you have any uncertainty, speak to your tax professional.

Taxable Income Events

Currency	Received	Trade Type	Quantity	Income
Solana (SOL)	2021-11-01 15:37:36	Staking Reward	0.0014381	0.386502
Serum (SRM)	2021-11-01 15:37:36	Staking Reward	0.00196319	0.01889445
srm_locked (SRM_LOCKED)	2021-11-01 15:37:36	Staking Reward	0.00196319	0.01889445
Solana (SOL)	2021-11-01 16:37:57	Staking Reward	0.0014381	0.386502
Serum (SRM)	2021-11-01 16:37:57	Staking Reward	0.00196319	0.01889445
srm_locked (SRM_LOCKED)	2021-11-01 16:37:57	Staking Reward	0.00196319	0.01889445
Solana (SOL)	2021-11-01 17:39:52	Staking Reward	0.0014381	0.386502
Serum (SRM)	2021-11-01 17:39:52	Staking Reward	0.00196319	0.01889445
srm_locked (SRM_LOCKED)	2021-11-01 17:39:52	Staking Reward	0.00196319	0.01889445
Solana (SOL)	2021-11-01 18:38:44	Staking Reward	0.0014381	0.386502
Serum (SRM)	2021-11-01 18:38:44	Staking Reward	0.00196319	0.01889445
srm_locked (SRM_LOCKED)	2021-11-01 18:38:44	Staking Reward	0.00196319	0.01889445
Solana (SOL)	2021-11-01 19:38:32	Staking Reward	0.0014381	0.386502
Serum (SRM)	2021-11-01 19:38:32	Staking Reward	0.00196319	0.01889445
srm_locked (SRM_LOCKED)	2021-11-01 19:38:32	Staking Reward	0.00196319	0.01889445
Solana (SOL)	2021-11-01 20:38:41	Staking Reward	0.0014381	0.386502
Serum (SRM)	2021-11-01 20:38:41	Staking Reward	0.00196319	0.01889445
srm_locked (SRM_LOCKED)	2021-11-01 20:38:41	Staking Reward	0.00196319	0.01889445
Solana (SOL)	2021-11-01 21:37:35	Staking Reward	0.0014381	0.386502
Serum (SRM)	2021-11-01 21:37:35	Staking Reward	0.00196319	0.01889445

DISCLAIMER: Calculated results shown in this report are based on the information you provided at the time of calculation. You should use these results as an estimate and for guidance purposes only. Although we try to ensure the accuracy of these results, errors may occur. Make sure you verify the results. If you have any uncertainty, speak to your tax professional.

Taxable Income Events

Currency	Received	Trade Type	Quantity	Income
srm_locked (SRM_LOCKED)	2021-11-01 21:37:35	Staking Reward	0.00196319	0.01889445
Solana (SOL)	2021-11-01 22:38:58	Staking Reward	0.0014381	0.386502
Serum (SRM)	2021-11-01 22:38:58	Staking Reward	0.00196319	0.01889445
srm_locked (SRM_LOCKED)	2021-11-01 22:38:58	Staking Reward	0.00196319	0.01889445
Serum (SRM)	2021-11-01 23:39:10	Staking Reward	0.00196319	0.01889445
srm_locked (SRM_LOCKED)	2021-11-01 23:39:10	Staking Reward	0.00196319	0.01889445
Solana (SOL)	2021-11-02 00:38:16	Staking Reward	0.0014381	0.386502
Serum (SRM)	2021-11-02 00:38:16	Staking Reward	0.00196319	0.01889445
srm_locked (SRM_LOCKED)	2021-11-02 00:38:16	Staking Reward	0.00196319	0.01889445
Solana (SOL)	2021-11-02 01:38:14	Staking Reward	0.0014381	0.386502
Serum (SRM)	2021-11-02 01:38:14	Staking Reward	0.00196319	0.01889445
srm_locked (SRM_LOCKED)	2021-11-02 01:38:14	Staking Reward	0.00196319	0.01889445
Solana (SOL)	2021-11-02 02:37:12	Staking Reward	0.0014381	0.386502
Serum (SRM)	2021-11-02 02:37:12	Staking Reward	0.00196319	0.01889445
srm_locked (SRM_LOCKED)	2021-11-02 02:37:12	Staking Reward	0.00196319	0.01889445
Solana (SOL)	2021-11-02 03:37:27	Staking Reward	0.0014381	0.386502
Serum (SRM)	2021-11-02 03:37:27	Staking Reward	0.00196319	0.01889445
srm_locked (SRM_LOCKED)	2021-11-02 03:37:27	Staking Reward	0.00196319	0.01889445
Solana (SOL)	2021-11-02 04:37:13	Staking Reward	0.0014381	0.386502
Serum (SRM)	2021-11-02 04:37:13	Staking Reward	0.00196319	0.01889445

DISCLAIMER: Calculated results shown in this report are based on the information you provided at the time of calculation. You should use these results as an estimate and for guidance purposes only. Although we try to ensure the accuracy of these results, errors may occur. Make sure you verify the results. If you have any uncertainty, speak to your tax professional.

Taxable Income Events

Currency	Received	Trade Type	Quantity	Income
srm_locked (SRM_LOCKED)	2021-11-02 04:37:13	Staking Reward	0.00196319	0.01889445
Solana (SOL)	2021-11-02 05:37:20	Staking Reward	0.0014381	0.386502
Serum (SRM)	2021-11-02 05:37:20	Staking Reward	0.00196319	0.01889445
srm_locked (SRM_LOCKED)	2021-11-02 05:37:20	Staking Reward	0.00196319	0.01889445
Solana (SOL)	2021-11-02 06:37:12	Staking Reward	0.0014381	0.386502
Serum (SRM)	2021-11-02 06:37:12	Staking Reward	0.00196319	0.01889445
srm_locked (SRM_LOCKED)	2021-11-02 06:37:12	Staking Reward	0.00196319	0.01889445
Solana (SOL)	2021-11-02 07:35:11	Staking Reward	0.0014381	0.386502
Serum (SRM)	2021-11-02 07:35:11	Staking Reward	0.00196319	0.01889445
srm_locked (SRM_LOCKED)	2021-11-02 07:35:11	Staking Reward	0.00196319	0.01889445
Solana (SOL)	2021-11-02 08:35:31	Staking Reward	0.0014381	0.386502
Serum (SRM)	2021-11-02 08:35:31	Staking Reward	0.00196319	0.01889445
srm_locked (SRM_LOCKED)	2021-11-02 08:35:31	Staking Reward	0.00196319	0.01889445
Solana (SOL)	2021-11-02 09:35:22	Staking Reward	0.0014381	0.386502
Serum (SRM)	2021-11-02 09:35:22	Staking Reward	0.00196319	0.01889445
srm_locked (SRM_LOCKED)	2021-11-02 09:35:22	Staking Reward	0.00196319	0.01889445
Solana (SOL)	2021-11-02 10:39:46	Staking Reward	0.0014381	0.394798
Serum (SRM)	2021-11-02 10:39:46	Staking Reward	0.00196319	0.0199544
srm_locked (SRM_LOCKED)	2021-11-02 10:39:46	Staking Reward	0.00196319	0.0199544
Solana (SOL)	2021-11-02 11:37:41	Staking Reward	0.0014381	0.394798

DISCLAIMER: Calculated results shown in this report are based on the information you provided at the time of calculation. You should use these results as an estimate and for guidance purposes only. Although we try to ensure the accuracy of these results, errors may occur. Make sure you verify the results. If you have any uncertainty, speak to your tax professional.

Taxable Income Events

Currency	Received	Trade Type	Quantity	Income
Serum (SRM)	2021-11-02 11:37:41	Staking Reward	0.00196319	0.0199544
srm_locked (SRM_LOCKED)	2021-11-02 11:37:41	Staking Reward	0.00196319	0.0199544
Solana (SOL)	2021-11-02 12:38:11	Staking Reward	0.0014381	0.394798
Serum (SRM)	2021-11-02 12:38:11	Staking Reward	0.00196319	0.0199544
srm_locked (SRM_LOCKED)	2021-11-02 12:38:11	Staking Reward	0.00196319	0.0199544
Solana (SOL)	2021-11-02 13:36:58	Staking Reward	0.0014381	0.394798
Serum (SRM)	2021-11-02 13:36:58	Staking Reward	0.00196319	0.0199544
srm_locked (SRM_LOCKED)	2021-11-02 13:36:58	Staking Reward	0.00196319	0.0199544
Solana (SOL)	2021-11-02 14:37:07	Staking Reward	0.0014381	0.394798
Serum (SRM)	2021-11-02 14:37:07	Staking Reward	0.00196319	0.0199544
srm_locked (SRM_LOCKED)	2021-11-02 14:37:07	Staking Reward	0.00196319	0.0199544
Solana (SOL)	2021-11-02 15:37:32	Staking Reward	0.0014381	0.394798
Serum (SRM)	2021-11-02 15:37:32	Staking Reward	0.00196319	0.0199544
srm_locked (SRM_LOCKED)	2021-11-02 15:37:32	Staking Reward	0.00196319	0.0199544
Solana (SOL)	2021-11-02 16:37:48	Staking Reward	0.0014381	0.394798
Serum (SRM)	2021-11-02 16:37:48	Staking Reward	0.00196319	0.0199544
srm_locked (SRM_LOCKED)	2021-11-02 16:37:48	Staking Reward	0.00196319	0.0199544
Solana (SOL)	2021-11-02 17:36:48	Staking Reward	0.0014381	0.394798
Serum (SRM)	2021-11-02 17:36:48	Staking Reward	0.00196319	0.0199544
srm_locked (SRM_LOCKED)	2021-11-02 17:36:48	Staking Reward	0.00196319	0.0199544

DISCLAIMER: Calculated results shown in this report are based on the information you provided at the time of calculation. You should use these results as an estimate and for guidance purposes only. Although we try to ensure the accuracy of these results, errors may occur. Make sure you verify the results. If you have any uncertainty, speak to your tax professional.

Taxable Income Events

Currency	Received	Trade Type	Quantity	Income
Solana (SOL)	2021-11-02 18:37:14	Staking Reward	0.0014381	0.394798
Serum (SRM)	2021-11-02 18:37:14	Staking Reward	0.00196319	0.0199544
srm_locked (SRM_LOCKED)	2021-11-02 18:37:14	Staking Reward	0.00196319	0.0199544
Solana (SOL)	2021-11-02 19:38:25	Staking Reward	0.0014381	0.394798
Serum (SRM)	2021-11-02 19:38:25	Staking Reward	0.00196319	0.0199544
srm_locked (SRM_LOCKED)	2021-11-02 19:38:25	Staking Reward	0.00196319	0.0199544
Solana (SOL)	2021-11-02 20:39:36	Staking Reward	0.0014381	0.394798
Serum (SRM)	2021-11-02 20:39:36	Staking Reward	0.00196319	0.0199544
srm_locked (SRM_LOCKED)	2021-11-02 20:39:36	Staking Reward	0.00196319	0.0199544
Solana (SOL)	2021-11-02 21:37:10	Staking Reward	0.0014381	0.394798
Serum (SRM)	2021-11-02 21:37:10	Staking Reward	0.00196319	0.0199544
srm_locked (SRM_LOCKED)	2021-11-02 21:37:10	Staking Reward	0.00196319	0.0199544
Solana (SOL)	2021-11-02 22:35:58	Staking Reward	0.0014381	0.394798
Serum (SRM)	2021-11-02 22:35:58	Staking Reward	0.00196319	0.0199544
srm_locked (SRM_LOCKED)	2021-11-02 22:35:58	Staking Reward	0.00196319	0.0199544
Solana (SOL)	2021-11-02 23:37:05	Staking Reward	0.0014381	0.394798
Serum (SRM)	2021-11-02 23:37:05	Staking Reward	0.00196319	0.0199544
srm_locked (SRM_LOCKED)	2021-11-02 23:37:05	Staking Reward	0.00196319	0.0199544
Solana (SOL)	2021-11-03 00:37:22	Staking Reward	0.0014381	0.394798
Serum (SRM)	2021-11-03 00:37:22	Staking Reward	0.00196319	0.0199544

DISCLAIMER: Calculated results shown in this report are based on the information you provided at the time of calculation. You should use these results as an estimate and for guidance purposes only. Although we try to ensure the accuracy of these results, errors may occur. Make sure you verify the results. If you have any uncertainty, speak to your tax professional.

Taxable Income Events

Currency	Received	Trade Type	Quantity	Income
srm_locked (SRM_LOCKED)	2021-11-03 00:37:22	Staking Reward	0.00196319	0.0199544
Solana (SOL)	2021-11-03 01:37:44	Staking Reward	0.0014381	0.394798
Serum (SRM)	2021-11-03 01:37:44	Staking Reward	0.00196319	0.0199544
srm_locked (SRM_LOCKED)	2021-11-03 01:37:44	Staking Reward	0.00196319	0.0199544
Solana (SOL)	2021-11-03 02:38:11	Staking Reward	0.0014381	0.394798
Serum (SRM)	2021-11-03 02:38:11	Staking Reward	0.00196319	0.0199544
srm_locked (SRM_LOCKED)	2021-11-03 02:38:11	Staking Reward	0.00196319	0.0199544
Solana (SOL)	2021-11-03 03:37:12	Staking Reward	0.0014381	0.394798
Serum (SRM)	2021-11-03 03:37:12	Staking Reward	0.00196319	0.0199544
srm_locked (SRM_LOCKED)	2021-11-03 03:37:12	Staking Reward	0.00196319	0.0199544
Solana (SOL)	2021-11-03 04:37:17	Staking Reward	0.0014381	0.394798
Serum (SRM)	2021-11-03 04:37:17	Staking Reward	0.00196319	0.0199544
srm_locked (SRM_LOCKED)	2021-11-03 04:37:17	Staking Reward	0.00196319	0.0199544
Solana (SOL)	2021-11-03 05:37:27	Staking Reward	0.0014381	0.394798
Serum (SRM)	2021-11-03 05:37:27	Staking Reward	0.00196319	0.0199544
srm_locked (SRM_LOCKED)	2021-11-03 05:37:27	Staking Reward	0.00196319	0.0199544
Solana (SOL)	2021-11-03 06:36:24	Staking Reward	0.0014381	0.394798
Serum (SRM)	2021-11-03 06:36:24	Staking Reward	0.00196319	0.0199544
srm_locked (SRM_LOCKED)	2021-11-03 06:36:24	Staking Reward	0.00196319	0.0199544
Solana (SOL)	2021-11-03 07:37:35	Staking Reward	0.0014381	0.394798

DISCLAIMER: Calculated results shown in this report are based on the information you provided at the time of calculation. You should use these results as an estimate and for guidance purposes only. Although we try to ensure the accuracy of these results, errors may occur. Make sure you verify the results. If you have any uncertainty, speak to your tax professional.

Taxable Income Events

Currency	Received	Trade Type	Quantity	Income
Serum (SRM)	2021-11-03 07:37:35	Staking Reward	0.00196319	0.0199544
srm_locked (SRM_LOCKED)	2021-11-03 07:37:35	Staking Reward	0.00196319	0.0199544
Solana (SOL)	2021-11-03 08:37:53	Staking Reward	0.0014381	0.394798
Serum (SRM)	2021-11-03 08:37:53	Staking Reward	0.00196319	0.0199544
srm_locked (SRM_LOCKED)	2021-11-03 08:37:53	Staking Reward	0.00196319	0.0199544
Solana (SOL)	2021-11-03 09:39:08	Staking Reward	0.0014381	0.394798
Serum (SRM)	2021-11-03 09:39:08	Staking Reward	0.00196319	0.0199544
srm_locked (SRM_LOCKED)	2021-11-03 09:39:08	Staking Reward	0.00196319	0.0199544
Solana (SOL)	2021-11-03 10:42:26	Staking Reward	0.0014381	0.427679
Serum (SRM)	2021-11-03 10:42:26	Staking Reward	0.00196319	0.02046252
srm_locked (SRM_LOCKED)	2021-11-03 10:42:26	Staking Reward	0.00196319	0.02046252
Solana (SOL)	2021-11-03 11:42:43	Staking Reward	0.0014381	0.427679
Serum (SRM)	2021-11-03 11:42:43	Staking Reward	0.00196319	0.02046252
srm_locked (SRM_LOCKED)	2021-11-03 11:42:43	Staking Reward	0.00196319	0.02046252
Solana (SOL)	2021-11-03 12:41:59	Staking Reward	0.0014381	0.427679
Serum (SRM)	2021-11-03 12:41:59	Staking Reward	0.00196319	0.02046252
srm_locked (SRM_LOCKED)	2021-11-03 12:41:59	Staking Reward	0.00196319	0.02046252
Solana (SOL)	2021-11-03 13:41:48	Staking Reward	0.0014381	0.427679
Serum (SRM)	2021-11-03 13:41:48	Staking Reward	0.00196319	0.02046252
srm_locked (SRM_LOCKED)	2021-11-03 13:41:48	Staking Reward	0.00196319	0.02046252

DISCLAIMER: Calculated results shown in this report are based on the information you provided at the time of calculation. You should use these results as an estimate and for guidance purposes only. Although we try to ensure the accuracy of these results, errors may occur. Make sure you verify the results. If you have any uncertainty, speak to your tax professional.

Taxable Income Events

Currency	Received	Trade Type	Quantity	Income
Solana (SOL)	2021-11-03 14:42:28	Staking Reward	0.0014381	0.427679
Serum (SRM)	2021-11-03 14:42:28	Staking Reward	0.00196319	0.02046252
srm_locked (SRM_LOCKED)	2021-11-03 14:42:28	Staking Reward	0.00196319	0.02046252
Solana (SOL)	2021-11-03 15:42:50	Staking Reward	0.0014381	0.427679
Serum (SRM)	2021-11-03 15:42:50	Staking Reward	0.00196319	0.02046252
srm_locked (SRM_LOCKED)	2021-11-03 15:42:50	Staking Reward	0.00196319	0.02046252
Solana (SOL)	2021-11-03 16:41:42	Staking Reward	0.0014381	0.427679
Serum (SRM)	2021-11-03 16:41:42	Staking Reward	0.00196319	0.02046252
srm_locked (SRM_LOCKED)	2021-11-03 16:41:42	Staking Reward	0.00196319	0.02046252
Solana (SOL)	2021-11-03 17:41:21	Staking Reward	0.0014381	0.427679
Serum (SRM)	2021-11-03 17:41:21	Staking Reward	0.00196319	0.02046252
srm_locked (SRM_LOCKED)	2021-11-03 17:41:21	Staking Reward	0.00196319	0.02046252
Solana (SOL)	2021-11-03 18:41:54	Staking Reward	0.0014381	0.427679
Serum (SRM)	2021-11-03 18:41:54	Staking Reward	0.00196319	0.02046252
srm_locked (SRM_LOCKED)	2021-11-03 18:41:54	Staking Reward	0.00196319	0.02046252
Solana (SOL)	2021-11-03 19:42:11	Staking Reward	0.0014381	0.427679
Serum (SRM)	2021-11-03 19:42:11	Staking Reward	0.00196319	0.02046252
srm_locked (SRM_LOCKED)	2021-11-03 19:42:11	Staking Reward	0.00196319	0.02046252
Solana (SOL)	2021-11-03 20:40:46	Staking Reward	0.0014381	0.427679
Serum (SRM)	2021-11-03 20:40:46	Staking Reward	0.00196319	0.02046252

DISCLAIMER: Calculated results shown in this report are based on the information you provided at the time of calculation. You should use these results as an estimate and for guidance purposes only. Although we try to ensure the accuracy of these results, errors may occur. Make sure you verify the results. If you have any uncertainty, speak to your tax professional.

Taxable Income Events

Currency	Received	Trade Type	Quantity	Income
srm_locked (SRM_LOCKED)	2021-11-03 20:40:46	Staking Reward	0.00196319	0.02046252
Solana (SOL)	2021-11-03 21:41:55	Staking Reward	0.0014381	0.427679
Serum (SRM)	2021-11-03 21:41:55	Staking Reward	0.00196319	0.02046252
srm_locked (SRM_LOCKED)	2021-11-03 21:41:55	Staking Reward	0.00196319	0.02046252
Solana (SOL)	2021-11-03 22:46:10	Staking Reward	0.0014381	0.427679
Serum (SRM)	2021-11-03 22:46:10	Staking Reward	0.00196319	0.02046252
srm_locked (SRM_LOCKED)	2021-11-03 22:46:10	Staking Reward	0.00196319	0.02046252
Solana (SOL)	2021-11-03 23:45:33	Staking Reward	0.0014381	0.427679
Serum (SRM)	2021-11-03 23:45:33	Staking Reward	0.00196319	0.02046252
srm_locked (SRM_LOCKED)	2021-11-03 23:45:33	Staking Reward	0.00196319	0.02046252
Solana (SOL)	2021-11-04 00:41:59	Staking Reward	0.0014381	0.427679
Serum (SRM)	2021-11-04 00:41:59	Staking Reward	0.00196319	0.02046252
srm_locked (SRM_LOCKED)	2021-11-04 00:41:59	Staking Reward	0.00196319	0.02046252
Solana (SOL)	2021-11-04 01:40:39	Staking Reward	0.0014381	0.427679
Serum (SRM)	2021-11-04 01:40:39	Staking Reward	0.00196319	0.02046252
srm_locked (SRM_LOCKED)	2021-11-04 01:40:39	Staking Reward	0.00196319	0.02046252
Solana (SOL)	2021-11-04 02:43:07	Staking Reward	0.0014381	0.427679
Serum (SRM)	2021-11-04 02:43:07	Staking Reward	0.00196319	0.02046252
srm_locked (SRM_LOCKED)	2021-11-04 02:43:07	Staking Reward	0.00196319	0.02046252
Solana (SOL)	2021-11-04 03:40:24	Staking Reward	0.0014381	0.427679

DISCLAIMER: Calculated results shown in this report are based on the information you provided at the time of calculation. You should use these results as an estimate and for guidance purposes only. Although we try to ensure the accuracy of these results, errors may occur. Make sure you verify the results. If you have any uncertainty, speak to your tax professional.

Taxable Income Events

Currency	Received	Trade Type	Quantity	Income
Serum (SRM)	2021-11-04 03:40:24	Staking Reward	0.00196319	0.02046252
srm_locked (SRM_LOCKED)	2021-11-04 03:40:24	Staking Reward	0.00196319	0.02046252
Solana (SOL)	2021-11-04 04:45:03	Staking Reward	0.0014381	0.427679
Serum (SRM)	2021-11-04 04:45:03	Staking Reward	0.00196319	0.02046252
srm_locked (SRM_LOCKED)	2021-11-04 04:45:03	Staking Reward	0.00196319	0.02046252
Solana (SOL)	2021-11-04 05:42:49	Staking Reward	0.0014381	0.427679
Serum (SRM)	2021-11-04 05:42:49	Staking Reward	0.00196319	0.02046252
srm_locked (SRM_LOCKED)	2021-11-04 05:42:49	Staking Reward	0.00196319	0.02046252
Solana (SOL)	2021-11-04 06:40:03	Staking Reward	0.0014381	0.427679
Serum (SRM)	2021-11-04 06:40:03	Staking Reward	0.00196319	0.02046252
srm_locked (SRM_LOCKED)	2021-11-04 06:40:03	Staking Reward	0.00196319	0.02046252
Solana (SOL)	2021-11-04 07:38:26	Staking Reward	0.0014381	0.427679
Serum (SRM)	2021-11-04 07:38:26	Staking Reward	0.00196319	0.02046252
srm_locked (SRM_LOCKED)	2021-11-04 07:38:26	Staking Reward	0.00196319	0.02046252
Solana (SOL)	2021-11-04 08:39:09	Staking Reward	0.0014381	0.427679
Serum (SRM)	2021-11-04 08:39:09	Staking Reward	0.00196319	0.02046252
srm_locked (SRM_LOCKED)	2021-11-04 08:39:09	Staking Reward	0.00196319	0.02046252
Solana (SOL)	2021-11-04 09:38:12	Staking Reward	0.0014381	0.427679
Serum (SRM)	2021-11-04 09:38:12	Staking Reward	0.00196319	0.02046252
srm_locked (SRM_LOCKED)	2021-11-04 09:38:12	Staking Reward	0.00196319	0.02046252

DISCLAIMER: Calculated results shown in this report are based on the information you provided at the time of calculation. You should use these results as an estimate and for guidance purposes only. Although we try to ensure the accuracy of these results, errors may occur. Make sure you verify the results. If you have any uncertainty, speak to your tax professional.

Taxable Income Events

Currency	Received	Trade Type	Quantity	Income
Solana (SOL)	2021-11-04 10:43:52	Staking Reward	0.0014381	0.470638
Serum (SRM)	2021-11-04 10:43:52	Staking Reward	0.00196319	0.02314001
srm_locked (SRM_LOCKED)	2021-11-04 10:43:52	Staking Reward	0.00196319	0.02314001
Solana (SOL)	2021-11-04 11:40:51	Staking Reward	0.0014381	0.470638
Serum (SRM)	2021-11-04 11:40:51	Staking Reward	0.00196319	0.02314001
srm_locked (SRM_LOCKED)	2021-11-04 11:40:51	Staking Reward	0.00196319	0.02314001
Solana (SOL)	2021-11-04 12:40:45	Staking Reward	0.0014381	0.470638
Serum (SRM)	2021-11-04 12:40:45	Staking Reward	0.00196319	0.02314001
srm_locked (SRM_LOCKED)	2021-11-04 12:40:45	Staking Reward	0.00196319	0.02314001
Solana (SOL)	2021-11-04 13:39:20	Staking Reward	0.0014381	0.470638
Serum (SRM)	2021-11-04 13:39:20	Staking Reward	0.00196319	0.02314001
srm_locked (SRM_LOCKED)	2021-11-04 13:39:20	Staking Reward	0.00196319	0.02314001
Solana (SOL)	2021-11-04 14:40:19	Staking Reward	0.0014381	0.470638
Serum (SRM)	2021-11-04 14:40:19	Staking Reward	0.00196319	0.02314001
srm_locked (SRM_LOCKED)	2021-11-04 14:40:19	Staking Reward	0.00196319	0.02314001
Solana (SOL)	2021-11-04 15:41:18	Staking Reward	0.0014381	0.470638
Serum (SRM)	2021-11-04 15:41:18	Staking Reward	0.00196319	0.02314001
srm_locked (SRM_LOCKED)	2021-11-04 15:41:18	Staking Reward	0.00196319	0.02314001
Solana (SOL)	2021-11-04 16:41:34	Staking Reward	0.0014381	0.470638
Serum (SRM)	2021-11-04 16:41:34	Staking Reward	0.00196319	0.02314001

DISCLAIMER: Calculated results shown in this report are based on the information you provided at the time of calculation. You should use these results as an estimate and for guidance purposes only. Although we try to ensure the accuracy of these results, errors may occur. Make sure you verify the results. If you have any uncertainty, speak to your tax professional.

Taxable Income Events

Currency	Received	Trade Type	Quantity	Income
srm_locked (SRM_LOCKED)	2021-11-04 16:41:34	Staking Reward	0.00196319	0.02314001
Solana (SOL)	2021-11-04 17:40:33	Staking Reward	0.0014381	0.470638
Serum (SRM)	2021-11-04 17:40:33	Staking Reward	0.00196319	0.02314001
srm_locked (SRM_LOCKED)	2021-11-04 17:40:33	Staking Reward	0.00196319	0.02314001
Solana (SOL)	2021-11-04 18:40:55	Staking Reward	0.0014381	0.470638
Serum (SRM)	2021-11-04 18:40:55	Staking Reward	0.00196319	0.02314001
srm_locked (SRM_LOCKED)	2021-11-04 18:40:55	Staking Reward	0.00196319	0.02314001
Solana (SOL)	2021-11-04 19:40:33	Staking Reward	0.0014381	0.470638
Serum (SRM)	2021-11-04 19:40:33	Staking Reward	0.00196319	0.02314001
srm_locked (SRM_LOCKED)	2021-11-04 19:40:33	Staking Reward	0.00196319	0.02314001
Solana (SOL)	2021-11-04 20:40:57	Staking Reward	0.0014381	0.470638
Serum (SRM)	2021-11-04 20:40:57	Staking Reward	0.00196319	0.02314001
srm_locked (SRM_LOCKED)	2021-11-04 20:40:57	Staking Reward	0.00196319	0.02314001
Solana (SOL)	2021-11-04 21:39:59	Staking Reward	0.0014381	0.470638
Serum (SRM)	2021-11-04 21:39:59	Staking Reward	0.00196319	0.02314001
srm_locked (SRM_LOCKED)	2021-11-04 21:39:59	Staking Reward	0.00196319	0.02314001
Solana (SOL)	2021-11-04 22:39:15	Staking Reward	0.0014381	0.470638
Serum (SRM)	2021-11-04 22:39:15	Staking Reward	0.00196319	0.02314001
srm_locked (SRM_LOCKED)	2021-11-04 22:39:15	Staking Reward	0.00196319	0.02314001
Solana (SOL)	2021-11-04 23:38:53	Staking Reward	0.0014381	0.470638

DISCLAIMER: Calculated results shown in this report are based on the information you provided at the time of calculation. You should use these results as an estimate and for guidance purposes only. Although we try to ensure the accuracy of these results, errors may occur. Make sure you verify the results. If you have any uncertainty, speak to your tax professional.

Taxable Income Events

Currency	Received	Trade Type	Quantity	Income
Serum (SRM)	2021-11-04 23:38:53	Staking Reward	0.00196319	0.02314001
srm_locked (SRM_LOCKED)	2021-11-04 23:38:53	Staking Reward	0.00196319	0.02314001
Solana (SOL)	2021-11-05 00:39:08	Staking Reward	0.0014381	0.470638
Serum (SRM)	2021-11-05 00:39:08	Staking Reward	0.00196319	0.02314001
srm_locked (SRM_LOCKED)	2021-11-05 00:39:08	Staking Reward	0.00196319	0.02314001
Solana (SOL)	2021-11-05 01:42:42	Staking Reward	0.0014381	0.470638
Serum (SRM)	2021-11-05 01:42:42	Staking Reward	0.00196319	0.02314001
srm_locked (SRM_LOCKED)	2021-11-05 01:42:42	Staking Reward	0.00196319	0.02314001
Solana (SOL)	2021-11-05 02:41:15	Staking Reward	0.0014381	0.470638
Serum (SRM)	2021-11-05 02:41:15	Staking Reward	0.00196319	0.02314001
srm_locked (SRM_LOCKED)	2021-11-05 02:41:15	Staking Reward	0.00196319	0.02314001
Solana (SOL)	2021-11-05 03:40:10	Staking Reward	0.0014381	0.470638
Serum (SRM)	2021-11-05 03:40:10	Staking Reward	0.00196319	0.02314001
srm_locked (SRM_LOCKED)	2021-11-05 03:40:10	Staking Reward	0.00196319	0.02314001
Solana (SOL)	2021-11-05 04:39:19	Staking Reward	0.0014381	0.470638
Serum (SRM)	2021-11-05 04:39:19	Staking Reward	0.00196319	0.02314001
srm_locked (SRM_LOCKED)	2021-11-05 04:39:19	Staking Reward	0.00196319	0.02314001
Solana (SOL)	2021-11-05 05:38:49	Staking Reward	0.0014381	0.470638
Serum (SRM)	2021-11-05 05:38:49	Staking Reward	0.00196319	0.02314001
srm_locked (SRM_LOCKED)	2021-11-05 05:38:49	Staking Reward	0.00196319	0.02314001

DISCLAIMER: Calculated results shown in this report are based on the information you provided at the time of calculation. You should use these results as an estimate and for guidance purposes only. Although we try to ensure the accuracy of these results, errors may occur. Make sure you verify the results. If you have any uncertainty, speak to your tax professional.

Taxable Income Events

Currency	Received	Trade Type	Quantity	Income
Solana (SOL)	2021-11-05 06:38:31	Staking Reward	0.0014381	0.470638
Serum (SRM)	2021-11-05 06:38:31	Staking Reward	0.00196319	0.02314001
srm_locked (SRM_LOCKED)	2021-11-05 06:38:31	Staking Reward	0.00196319	0.02314001
Solana (SOL)	2021-11-05 07:37:55	Staking Reward	0.0014381	0.470638
Serum (SRM)	2021-11-05 07:37:55	Staking Reward	0.00196319	0.02314001
srm_locked (SRM_LOCKED)	2021-11-05 07:37:55	Staking Reward	0.00196319	0.02314001
Solana (SOL)	2021-11-05 08:38:03	Staking Reward	0.0014381	0.470638
Serum (SRM)	2021-11-05 08:38:03	Staking Reward	0.00196319	0.02314001
srm_locked (SRM_LOCKED)	2021-11-05 08:38:03	Staking Reward	0.00196319	0.02314001
Solana (SOL)	2021-11-05 09:38:30	Staking Reward	0.0014381	0.470638
Serum (SRM)	2021-11-05 09:38:30	Staking Reward	0.00196319	0.02314001
srm_locked (SRM_LOCKED)	2021-11-05 09:38:30	Staking Reward	0.00196319	0.02314001
Solana (SOL)	2021-11-05 10:40:54	Staking Reward	0.0014381	0.483301
Serum (SRM)	2021-11-05 10:40:54	Staking Reward	0.00196319	0.02160737
srm_locked (SRM_LOCKED)	2021-11-05 10:40:54	Staking Reward	0.00196319	0.02160737
Solana (SOL)	2021-11-05 11:40:47	Staking Reward	0.0014381	0.483301
Serum (SRM)	2021-11-05 11:40:47	Staking Reward	0.00196319	0.02160737
srm_locked (SRM_LOCKED)	2021-11-05 11:40:47	Staking Reward	0.00196319	0.02160737
Solana (SOL)	2021-11-05 12:39:54	Staking Reward	0.0014381	0.483301
Serum (SRM)	2021-11-05 12:39:54	Staking Reward	0.00196319	0.02160737

DISCLAIMER: Calculated results shown in this report are based on the information you provided at the time of calculation. You should use these results as an estimate and for guidance purposes only. Although we try to ensure the accuracy of these results, errors may occur. Make sure you verify the results. If you have any uncertainty, speak to your tax professional.

Taxable Income Events

Currency	Received	Trade Type	Quantity	Income
srm_locked (SRM_LOCKED)	2021-11-05 12:39:54	Staking Reward	0.00196319	0.02160737
Solana (SOL)	2021-11-05 13:40:11	Staking Reward	0.0014381	0.483301
Serum (SRM)	2021-11-05 13:40:11	Staking Reward	0.00196319	0.02160737
srm_locked (SRM_LOCKED)	2021-11-05 13:40:11	Staking Reward	0.00196319	0.02160737
Solana (SOL)	2021-11-05 14:39:39	Staking Reward	0.0014381	0.483301
Raydium (RAY)	2021-11-05 14:39:39	Staking Reward	0.0121337	0.201238
Serum (SRM)	2021-11-05 14:39:39	Staking Reward	0.00196319	0.02160737
srm_locked (SRM_LOCKED)	2021-11-05 14:39:39	Staking Reward	0.00196319	0.02160737
Solana (SOL)	2021-11-05 15:39:25	Staking Reward	0.0014381	0.483301
Raydium (RAY)	2021-11-05 15:39:25	Staking Reward	0.0121337	0.201238
Serum (SRM)	2021-11-05 15:39:25	Staking Reward	0.00196319	0.02160737
srm_locked (SRM_LOCKED)	2021-11-05 15:39:25	Staking Reward	0.00196319	0.02160737
Solana (SOL)	2021-11-05 16:39:43	Staking Reward	0.0014381	0.483301
Raydium (RAY)	2021-11-05 16:39:43	Staking Reward	0.0121337	0.201238
Serum (SRM)	2021-11-05 16:39:43	Staking Reward	0.00196319	0.02160737
srm_locked (SRM_LOCKED)	2021-11-05 16:39:43	Staking Reward	0.00196319	0.02160737
Solana (SOL)	2021-11-05 17:39:15	Staking Reward	0.0014381	0.483301
Raydium (RAY)	2021-11-05 17:39:15	Staking Reward	0.0121337	0.201238
Serum (SRM)	2021-11-05 17:39:15	Staking Reward	0.00196319	0.02160737
srm_locked (SRM_LOCKED)	2021-11-05 17:39:15	Staking Reward	0.00196319	0.02160737

DISCLAIMER: Calculated results shown in this report are based on the information you provided at the time of calculation. You should use these results as an estimate and for guidance purposes only. Although we try to ensure the accuracy of these results, errors may occur. Make sure you verify the results. If you have any uncertainty, speak to your tax professional.

Taxable Income Events

Currency	Received	Trade Type	Quantity	Income
Solana (SOL)	2021-11-05 18:38:04	Staking Reward	0.0014381	0.483301
Raydium (RAY)	2021-11-05 18:38:04	Staking Reward	0.0121337	0.201238
Serum (SRM)	2021-11-05 18:38:04	Staking Reward	0.00196319	0.02160737
srm_locked (SRM_LOCKED)	2021-11-05 18:38:04	Staking Reward	0.00196319	0.02160737
Solana (SOL)	2021-11-05 19:41:07	Staking Reward	0.0014381	0.483301
Raydium (RAY)	2021-11-05 19:41:07	Staking Reward	0.0121337	0.201238
Serum (SRM)	2021-11-05 19:41:07	Staking Reward	0.00196319	0.02160737
srm_locked (SRM_LOCKED)	2021-11-05 19:41:07	Staking Reward	0.00196319	0.02160737
Solana (SOL)	2021-11-05 20:40:11	Staking Reward	0.0014381	0.483301
Raydium (RAY)	2021-11-05 20:40:11	Staking Reward	0.0121337	0.201238
Serum (SRM)	2021-11-05 20:40:11	Staking Reward	0.00196319	0.02160737
srm_locked (SRM_LOCKED)	2021-11-05 20:40:11	Staking Reward	0.00196319	0.02160737
Solana (SOL)	2021-11-05 21:40:06	Staking Reward	0.0014381	0.483301
Raydium (RAY)	2021-11-05 21:40:06	Staking Reward	0.0121337	0.201238
Serum (SRM)	2021-11-05 21:40:06	Staking Reward	0.00196319	0.02160737
srm_locked (SRM_LOCKED)	2021-11-05 21:40:06	Staking Reward	0.00196319	0.02160737
Solana (SOL)	2021-11-05 22:40:22	Staking Reward	0.0014381	0.483301
Raydium (RAY)	2021-11-05 22:40:22	Staking Reward	0.0121337	0.201238
Serum (SRM)	2021-11-05 22:40:22	Staking Reward	0.00196319	0.02160737
srm_locked (SRM_LOCKED)	2021-11-05 22:40:22	Staking Reward	0.00196319	0.02160737

DISCLAIMER: Calculated results shown in this report are based on the information you provided at the time of calculation. You should use these results as an estimate and for guidance purposes only. Although we try to ensure the accuracy of these results, errors may occur. Make sure you verify the results. If you have any uncertainty, speak to your tax professional.

Taxable Income Events

Currency	Received	Trade Type	Quantity	Income
Solana (SOL)	2021-11-05 23:40:39	Staking Reward	0.0014381	0.483301
Raydium (RAY)	2021-11-05 23:40:39	Staking Reward	0.0121337	0.201238
Serum (SRM)	2021-11-05 23:40:39	Staking Reward	0.00196319	0.02160737
srm_locked (SRM_LOCKED)	2021-11-05 23:40:39	Staking Reward	0.00196319	0.02160737
Solana (SOL)	2021-11-06 00:41:11	Staking Reward	0.0014381	0.483301
Raydium (RAY)	2021-11-06 00:41:11	Staking Reward	0.0121337	0.201238
Serum (SRM)	2021-11-06 00:41:11	Staking Reward	0.00196319	0.02160737
srm_locked (SRM_LOCKED)	2021-11-06 00:41:11	Staking Reward	0.00196319	0.02160737
Solana (SOL)	2021-11-06 01:43:17	Staking Reward	0.0014381	0.483301
Raydium (RAY)	2021-11-06 01:43:17	Staking Reward	0.0121337	0.201238
Serum (SRM)	2021-11-06 01:43:17	Staking Reward	0.00196319	0.02160737
srm_locked (SRM_LOCKED)	2021-11-06 01:43:17	Staking Reward	0.00196319	0.02160737
Solana (SOL)	2021-11-06 02:39:49	Staking Reward	0.0014381	0.483301
Raydium (RAY)	2021-11-06 02:39:49	Staking Reward	0.0121337	0.201238
Serum (SRM)	2021-11-06 02:39:49	Staking Reward	0.00196319	0.02160737
srm_locked (SRM_LOCKED)	2021-11-06 02:39:49	Staking Reward	0.00196319	0.02160737
Solana (SOL)	2021-11-06 03:40:46	Staking Reward	0.0014381	0.483301
Raydium (RAY)	2021-11-06 03:40:46	Staking Reward	0.0121337	0.201238
Serum (SRM)	2021-11-06 03:40:46	Staking Reward	0.00196319	0.02160737
srm_locked (SRM_LOCKED)	2021-11-06 03:40:46	Staking Reward	0.00196319	0.02160737

DISCLAIMER: Calculated results shown in this report are based on the information you provided at the time of calculation. You should use these results as an estimate and for guidance purposes only. Although we try to ensure the accuracy of these results, errors may occur. Make sure you verify the results. If you have any uncertainty, speak to your tax professional.

Taxable Income Events

Currency	Received	Trade Type	Quantity	Income
Solana (SOL)	2021-11-06 04:40:14	Staking Reward	0.0014381	0.483301
Raydium (RAY)	2021-11-06 04:40:14	Staking Reward	0.0121337	0.201238
Serum (SRM)	2021-11-06 04:40:14	Staking Reward	0.00196319	0.02160737
srm_locked (SRM_LOCKED)	2021-11-06 04:40:14	Staking Reward	0.00196319	0.02160737
Solana (SOL)	2021-11-06 05:41:28	Staking Reward	0.0014381	0.483301
Raydium (RAY)	2021-11-06 05:41:28	Staking Reward	0.0121337	0.201238
Serum (SRM)	2021-11-06 05:41:28	Staking Reward	0.00196319	0.02160737
srm_locked (SRM_LOCKED)	2021-11-06 05:41:28	Staking Reward	0.00196319	0.02160737
Solana (SOL)	2021-11-06 06:39:48	Staking Reward	0.0014381	0.483301
Raydium (RAY)	2021-11-06 06:39:48	Staking Reward	0.0121337	0.201238
Serum (SRM)	2021-11-06 06:39:48	Staking Reward	0.00196319	0.02160737
srm_locked (SRM_LOCKED)	2021-11-06 06:39:48	Staking Reward	0.00196319	0.02160737
Solana (SOL)	2021-11-06 07:38:17	Staking Reward	0.0014381	0.483301
Raydium (RAY)	2021-11-06 07:38:17	Staking Reward	0.0121337	0.201238
Serum (SRM)	2021-11-06 07:38:17	Staking Reward	0.00196319	0.02160737
srm_locked (SRM_LOCKED)	2021-11-06 07:38:17	Staking Reward	0.00196319	0.02160737
Solana (SOL)	2021-11-06 08:39:23	Staking Reward	0.0014381	0.483301
Raydium (RAY)	2021-11-06 08:39:23	Staking Reward	0.0121337	0.201238
Serum (SRM)	2021-11-06 08:39:23	Staking Reward	0.00196319	0.02160737
srm_locked (SRM_LOCKED)	2021-11-06 08:39:23	Staking Reward	0.00196319	0.02160737

DISCLAIMER: Calculated results shown in this report are based on the information you provided at the time of calculation. You should use these results as an estimate and for guidance purposes only. Although we try to ensure the accuracy of these results, errors may occur. Make sure you verify the results. If you have any uncertainty, speak to your tax professional.

Taxable Income Events

Currency	Received	Trade Type	Quantity	Income
Solana (SOL)	2021-11-06 09:39:24	Staking Reward	0.0014381	0.483301
Raydium (RAY)	2021-11-06 09:39:24	Staking Reward	0.0121337	0.201238
Serum (SRM)	2021-11-06 09:39:24	Staking Reward	0.00196319	0.02160737
srm_locked (SRM_LOCKED)	2021-11-06 09:39:24	Staking Reward	0.00196319	0.02160737
Solana (SOL)	2021-11-06 10:42:02	Staking Reward	0.0014381	0.458367
Raydium (RAY)	2021-11-06 10:42:02	Staking Reward	0.0121337	0.190564
Serum (SRM)	2021-11-06 10:42:02	Staking Reward	0.00196319	0.02015944
srm_locked (SRM_LOCKED)	2021-11-06 10:42:02	Staking Reward	0.00196319	0.02015944
Solana (SOL)	2021-11-06 11:41:20	Staking Reward	0.0014381	0.458367
Raydium (RAY)	2021-11-06 11:41:20	Staking Reward	0.0121337	0.190564
Serum (SRM)	2021-11-06 11:41:20	Staking Reward	0.00196319	0.02015944
srm_locked (SRM_LOCKED)	2021-11-06 11:41:20	Staking Reward	0.00196319	0.02015944
Solana (SOL)	2021-11-06 12:40:42	Staking Reward	0.0014381	0.458367
Raydium (RAY)	2021-11-06 12:40:42	Staking Reward	0.0121337	0.190564
Serum (SRM)	2021-11-06 12:40:42	Staking Reward	0.00196319	0.02015944
srm_locked (SRM_LOCKED)	2021-11-06 12:40:42	Staking Reward	0.00196319	0.02015944
Solana (SOL)	2021-11-06 13:41:12	Staking Reward	0.0014381	0.458367
Raydium (RAY)	2021-11-06 13:41:12	Staking Reward	0.0121337	0.190564
Serum (SRM)	2021-11-06 13:41:12	Staking Reward	0.00196319	0.02015944
srm_locked (SRM_LOCKED)	2021-11-06 13:41:12	Staking Reward	0.00196319	0.02015944

DISCLAIMER: Calculated results shown in this report are based on the information you provided at the time of calculation. You should use these results as an estimate and for guidance purposes only. Although we try to ensure the accuracy of these results, errors may occur. Make sure you verify the results. If you have any uncertainty, speak to your tax professional.

Taxable Income Events

Currency	Received	Trade Type	Quantity	Income
Solana (SOL)	2021-11-06 14:41:05	Staking Reward	0.0014381	0.458367
Raydium (RAY)	2021-11-06 14:41:05	Staking Reward	0.0121337	0.190564
Serum (SRM)	2021-11-06 14:41:05	Staking Reward	0.00196319	0.02015944
srm_locked (SRM_LOCKED)	2021-11-06 14:41:05	Staking Reward	0.00196319	0.02015944
Solana (SOL)	2021-11-06 15:41:11	Staking Reward	0.0014381	0.458367
Raydium (RAY)	2021-11-06 15:41:11	Staking Reward	0.0121337	0.190564
Serum (SRM)	2021-11-06 15:41:11	Staking Reward	0.00196319	0.02015944
srm_locked (SRM_LOCKED)	2021-11-06 15:41:11	Staking Reward	0.00196319	0.02015944
Solana (SOL)	2021-11-06 16:41:01	Staking Reward	0.0014381	0.458367
Raydium (RAY)	2021-11-06 16:41:01	Staking Reward	0.0121337	0.190564
Serum (SRM)	2021-11-06 16:41:01	Staking Reward	0.00196319	0.02015944
srm_locked (SRM_LOCKED)	2021-11-06 16:41:01	Staking Reward	0.00196319	0.02015944
Solana (SOL)	2021-11-06 17:43:11	Staking Reward	0.0014381	0.458367
Raydium (RAY)	2021-11-06 17:43:11	Staking Reward	0.0121337	0.190564
Serum (SRM)	2021-11-06 17:43:11	Staking Reward	0.00196319	0.02015944
srm_locked (SRM_LOCKED)	2021-11-06 17:43:11	Staking Reward	0.00196319	0.02015944
Solana (SOL)	2021-11-06 18:41:09	Staking Reward	0.0014381	0.458367
Raydium (RAY)	2021-11-06 18:41:09	Staking Reward	0.0121337	0.190564
Serum (SRM)	2021-11-06 18:41:09	Staking Reward	0.00196319	0.02015944
srm_locked (SRM_LOCKED)	2021-11-06 18:41:09	Staking Reward	0.00196319	0.02015944

DISCLAIMER: Calculated results shown in this report are based on the information you provided at the time of calculation. You should use these results as an estimate and for guidance purposes only. Although we try to ensure the accuracy of these results, errors may occur. Make sure you verify the results. If you have any uncertainty, speak to your tax professional.

Taxable Income Events

Currency	Received	Trade Type	Quantity	Income
Solana (SOL)	2021-11-06 19:41:26	Staking Reward	0.0014381	0.458367
Raydium (RAY)	2021-11-06 19:41:26	Staking Reward	0.0121337	0.190564
Serum (SRM)	2021-11-06 19:41:26	Staking Reward	0.00196319	0.02015944
srm_locked (SRM_LOCKED)	2021-11-06 19:41:26	Staking Reward	0.00196319	0.02015944
Solana (SOL)	2021-11-06 20:41:59	Staking Reward	0.0014381	0.458367
Raydium (RAY)	2021-11-06 20:41:59	Staking Reward	0.0121337	0.190564
Serum (SRM)	2021-11-06 20:41:59	Staking Reward	0.00196319	0.02015944
srm_locked (SRM_LOCKED)	2021-11-06 20:41:59	Staking Reward	0.00196319	0.02015944
Solana (SOL)	2021-11-06 21:42:20	Staking Reward	0.0014381	0.458367
Raydium (RAY)	2021-11-06 21:42:20	Staking Reward	0.0121337	0.190564
Serum (SRM)	2021-11-06 21:42:20	Staking Reward	0.00196319	0.02015944
srm_locked (SRM_LOCKED)	2021-11-06 21:42:20	Staking Reward	0.00196319	0.02015944
Solana (SOL)	2021-11-06 22:42:37	Staking Reward	0.0014381	0.458367
Raydium (RAY)	2021-11-06 22:42:37	Staking Reward	0.0121337	0.190564
Serum (SRM)	2021-11-06 22:42:37	Staking Reward	0.00196319	0.02015944
srm_locked (SRM_LOCKED)	2021-11-06 22:42:37	Staking Reward	0.00196319	0.02015944
Solana (SOL)	2021-11-06 23:40:42	Staking Reward	0.0014381	0.458367
Raydium (RAY)	2021-11-06 23:40:42	Staking Reward	0.0121337	0.190564
Serum (SRM)	2021-11-06 23:40:42	Staking Reward	0.00196319	0.02015944
srm_locked (SRM_LOCKED)	2021-11-06 23:40:42	Staking Reward	0.00196319	0.02015944

DISCLAIMER: Calculated results shown in this report are based on the information you provided at the time of calculation. You should use these results as an estimate and for guidance purposes only. Although we try to ensure the accuracy of these results, errors may occur. Make sure you verify the results. If you have any uncertainty, speak to your tax professional.

Taxable Income Events

Currency	Received	Trade Type	Quantity	Income
Solana (SOL)	2021-11-07 00:41:48	Staking Reward	0.0014381	0.458367
Raydium (RAY)	2021-11-07 00:41:48	Staking Reward	0.0121337	0.190564
Serum (SRM)	2021-11-07 00:41:48	Staking Reward	0.00196319	0.02015944
srm_locked (SRM_LOCKED)	2021-11-07 00:41:48	Staking Reward	0.00196319	0.02015944
Solana (SOL)	2021-11-07 01:40:55	Staking Reward	0.0014381	0.458367
Raydium (RAY)	2021-11-07 01:40:55	Staking Reward	0.0121337	0.190564
Serum (SRM)	2021-11-07 01:40:55	Staking Reward	0.00196319	0.02015944
srm_locked (SRM_LOCKED)	2021-11-07 01:40:55	Staking Reward	0.00196319	0.02015944
Solana (SOL)	2021-11-07 02:40:28	Staking Reward	0.0014381	0.458367
Raydium (RAY)	2021-11-07 02:40:28	Staking Reward	0.0121337	0.190564
Serum (SRM)	2021-11-07 02:40:28	Staking Reward	0.00196319	0.02015944
srm_locked (SRM_LOCKED)	2021-11-07 02:40:28	Staking Reward	0.00196319	0.02015944
Solana (SOL)	2021-11-07 03:39:37	Staking Reward	0.0014381	0.458367
Raydium (RAY)	2021-11-07 03:39:37	Staking Reward	0.0121337	0.190564
Serum (SRM)	2021-11-07 03:39:37	Staking Reward	0.00196319	0.02015944
srm_locked (SRM_LOCKED)	2021-11-07 03:39:37	Staking Reward	0.00196319	0.02015944
Solana (SOL)	2021-11-07 04:40:56	Staking Reward	0.0014381	0.458367
Raydium (RAY)	2021-11-07 04:40:56	Staking Reward	0.0121337	0.190564
Serum (SRM)	2021-11-07 04:40:56	Staking Reward	0.00196319	0.02015944
srm_locked (SRM_LOCKED)	2021-11-07 04:40:56	Staking Reward	0.00196319	0.02015944

DISCLAIMER: Calculated results shown in this report are based on the information you provided at the time of calculation. You should use these results as an estimate and for guidance purposes only. Although we try to ensure the accuracy of these results, errors may occur. Make sure you verify the results. If you have any uncertainty, speak to your tax professional.

Taxable Income Events

Currency	Received	Trade Type	Quantity	Income
Solana (SOL)	2021-11-07 05:39:56	Staking Reward	0.0014381	0.458367
Raydium (RAY)	2021-11-07 05:39:56	Staking Reward	0.0121337	0.190564
Serum (SRM)	2021-11-07 05:39:56	Staking Reward	0.00196319	0.02015944
srm_locked (SRM_LOCKED)	2021-11-07 05:39:56	Staking Reward	0.00196319	0.02015944
Solana (SOL)	2021-11-07 06:40:30	Staking Reward	0.0014381	0.458367
Raydium (RAY)	2021-11-07 06:40:30	Staking Reward	0.0121337	0.190564
Serum (SRM)	2021-11-07 06:40:30	Staking Reward	0.00196319	0.02015944
srm_locked (SRM_LOCKED)	2021-11-07 06:40:30	Staking Reward	0.00196319	0.02015944
Solana (SOL)	2021-11-07 07:39:30	Staking Reward	0.0014381	0.458367
Raydium (RAY)	2021-11-07 07:39:30	Staking Reward	0.0121337	0.190564
Serum (SRM)	2021-11-07 07:39:30	Staking Reward	0.00196319	0.02015944
srm_locked (SRM_LOCKED)	2021-11-07 07:39:30	Staking Reward	0.00196319	0.02015944
Solana (SOL)	2021-11-07 08:38:56	Staking Reward	0.0014381	0.458367
Raydium (RAY)	2021-11-07 08:38:56	Staking Reward	0.0121337	0.190564
Serum (SRM)	2021-11-07 08:38:56	Staking Reward	0.00196319	0.02015944
srm_locked (SRM_LOCKED)	2021-11-07 08:38:56	Staking Reward	0.00196319	0.02015944
Solana (SOL)	2021-11-07 09:38:57	Staking Reward	0.0014381	0.458367
Raydium (RAY)	2021-11-07 09:38:57	Staking Reward	0.0121337	0.190564
Serum (SRM)	2021-11-07 09:38:57	Staking Reward	0.00196319	0.02015944
srm_locked (SRM_LOCKED)	2021-11-07 09:38:57	Staking Reward	0.00196319	0.02015944

DISCLAIMER: Calculated results shown in this report are based on the information you provided at the time of calculation. You should use these results as an estimate and for guidance purposes only. Although we try to ensure the accuracy of these results, errors may occur. Make sure you verify the results. If you have any uncertainty, speak to your tax professional.

Taxable Income Events

Currency	Received	Trade Type	Quantity	Income
Solana (SOL)	2021-11-07 10:41:24	Staking Reward	0.0014381	0.499505
Raydium (RAY)	2021-11-07 10:41:24	Staking Reward	0.0121337	0.203391
Serum (SRM)	2021-11-07 10:41:24	Staking Reward	0.00196319	0.0207065
srm_locked (SRM_LOCKED)	2021-11-07 10:41:24	Staking Reward	0.00196319	0.0207065
Solana (SOL)	2021-11-07 11:41:16	Staking Reward	0.0014381	0.499505
Raydium (RAY)	2021-11-07 11:41:16	Staking Reward	0.0121337	0.203391
Serum (SRM)	2021-11-07 11:41:16	Staking Reward	0.00196319	0.0207065
srm_locked (SRM_LOCKED)	2021-11-07 11:41:16	Staking Reward	0.00196319	0.0207065
Solana (SOL)	2021-11-07 12:40:34	Staking Reward	0.0014381	0.499505
Raydium (RAY)	2021-11-07 12:40:34	Staking Reward	0.0121337	0.203391
Serum (SRM)	2021-11-07 12:40:34	Staking Reward	0.00196319	0.0207065
srm_locked (SRM_LOCKED)	2021-11-07 12:40:34	Staking Reward	0.00196319	0.0207065
Solana (SOL)	2021-11-07 13:40:47	Staking Reward	0.0014381	0.499505
Raydium (RAY)	2021-11-07 13:40:47	Staking Reward	0.0121337	0.203391
Serum (SRM)	2021-11-07 13:40:47	Staking Reward	0.00196319	0.0207065
srm_locked (SRM_LOCKED)	2021-11-07 13:40:47	Staking Reward	0.00196319	0.0207065
Solana (SOL)	2021-11-07 14:40:51	Staking Reward	0.0014381	0.499505
Raydium (RAY)	2021-11-07 14:40:51	Staking Reward	0.0121337	0.203391
Serum (SRM)	2021-11-07 14:40:51	Staking Reward	0.00196319	0.0207065
srm_locked (SRM_LOCKED)	2021-11-07 14:40:51	Staking Reward	0.00196319	0.0207065

DISCLAIMER: Calculated results shown in this report are based on the information you provided at the time of calculation. You should use these results as an estimate and for guidance purposes only. Although we try to ensure the accuracy of these results, errors may occur. Make sure you verify the results. If you have any uncertainty, speak to your tax professional.

Taxable Income Events

Currency	Received	Trade Type	Quantity	Income
Solana (SOL)	2021-11-07 15:40:35	Staking Reward	0.0014381	0.499505
Raydium (RAY)	2021-11-07 15:40:35	Staking Reward	0.0121337	0.203391
Serum (SRM)	2021-11-07 15:40:35	Staking Reward	0.00196319	0.0207065
srm_locked (SRM_LOCKED)	2021-11-07 15:40:35	Staking Reward	0.00196319	0.0207065
Solana (SOL)	2021-11-07 16:41:27	Staking Reward	0.0014381	0.499505
Raydium (RAY)	2021-11-07 16:41:27	Staking Reward	0.0121337	0.203391
Serum (SRM)	2021-11-07 16:41:27	Staking Reward	0.00196319	0.0207065
srm_locked (SRM_LOCKED)	2021-11-07 16:41:27	Staking Reward	0.00196319	0.0207065
Solana (SOL)	2021-11-07 17:42:07	Staking Reward	0.0014381	0.499505
Raydium (RAY)	2021-11-07 17:42:07	Staking Reward	0.0121337	0.203391
Serum (SRM)	2021-11-07 17:42:07	Staking Reward	0.00196319	0.0207065
srm_locked (SRM_LOCKED)	2021-11-07 17:42:07	Staking Reward	0.00196319	0.0207065
Solana (SOL)	2021-11-07 18:42:10	Staking Reward	0.0014381	0.499505
Raydium (RAY)	2021-11-07 18:42:10	Staking Reward	0.0121337	0.203391
Serum (SRM)	2021-11-07 18:42:10	Staking Reward	0.00196319	0.0207065
srm_locked (SRM_LOCKED)	2021-11-07 18:42:10	Staking Reward	0.00196319	0.0207065
Solana (SOL)	2021-11-07 19:42:46	Staking Reward	0.0014381	0.499505
Raydium (RAY)	2021-11-07 19:42:46	Staking Reward	0.0121337	0.203391
Serum (SRM)	2021-11-07 19:42:46	Staking Reward	0.00196319	0.0207065
srm_locked (SRM_LOCKED)	2021-11-07 19:42:46	Staking Reward	0.00196319	0.0207065

DISCLAIMER: Calculated results shown in this report are based on the information you provided at the time of calculation. You should use these results as an estimate and for guidance purposes only. Although we try to ensure the accuracy of these results, errors may occur. Make sure you verify the results. If you have any uncertainty, speak to your tax professional.

Taxable Income Events

Currency	Received	Trade Type	Quantity	Income
Solana (SOL)	2021-11-07 20:43:39	Staking Reward	0.0014381	0.499505
Raydium (RAY)	2021-11-07 20:43:39	Staking Reward	0.0121337	0.203391
Serum (SRM)	2021-11-07 20:43:39	Staking Reward	0.00196319	0.0207065
srm_locked (SRM_LOCKED)	2021-11-07 20:43:39	Staking Reward	0.00196319	0.0207065
Solana (SOL)	2021-11-07 21:41:55	Staking Reward	0.0014381	0.499505
Raydium (RAY)	2021-11-07 21:41:55	Staking Reward	0.0121337	0.203391
Serum (SRM)	2021-11-07 21:41:55	Staking Reward	0.00196319	0.0207065
srm_locked (SRM_LOCKED)	2021-11-07 21:41:55	Staking Reward	0.00196319	0.0207065
Solana (SOL)	2021-11-07 22:41:33	Staking Reward	0.0014381	0.499505
Raydium (RAY)	2021-11-07 22:41:33	Staking Reward	0.0121337	0.203391
Serum (SRM)	2021-11-07 22:41:33	Staking Reward	0.00196319	0.0207065
srm_locked (SRM_LOCKED)	2021-11-07 22:41:33	Staking Reward	0.00196319	0.0207065
Solana (SOL)	2021-11-07 23:41:50	Staking Reward	0.0014381	0.499505
Raydium (RAY)	2021-11-07 23:41:50	Staking Reward	0.0121337	0.203391
Serum (SRM)	2021-11-07 23:41:50	Staking Reward	0.00196319	0.0207065
srm_locked (SRM_LOCKED)	2021-11-07 23:41:50	Staking Reward	0.00196319	0.0207065
Solana (SOL)	2021-11-08 00:42:36	Staking Reward	0.0014381	0.499505
Raydium (RAY)	2021-11-08 00:42:36	Staking Reward	0.0121337	0.203391
Serum (SRM)	2021-11-08 00:42:36	Staking Reward	0.00196319	0.0207065
srm_locked (SRM_LOCKED)	2021-11-08 00:42:36	Staking Reward	0.00196319	0.0207065

DISCLAIMER: Calculated results shown in this report are based on the information you provided at the time of calculation. You should use these results as an estimate and for guidance purposes only. Although we try to ensure the accuracy of these results, errors may occur. Make sure you verify the results. If you have any uncertainty, speak to your tax professional.

Taxable Income Events

Currency	Received	Trade Type	Quantity	Income
Solana (SOL)	2021-11-08 01:41:46	Staking Reward	0.0014381	0.499505
Raydium (RAY)	2021-11-08 01:41:46	Staking Reward	0.0121337	0.203391
Serum (SRM)	2021-11-08 01:41:46	Staking Reward	0.00196319	0.0207065
srm_locked (SRM_LOCKED)	2021-11-08 01:41:46	Staking Reward	0.00196319	0.0207065
Solana (SOL)	2021-11-08 02:41:16	Staking Reward	0.0014381	0.499505
Raydium (RAY)	2021-11-08 02:41:16	Staking Reward	0.0121337	0.203391
Serum (SRM)	2021-11-08 02:41:16	Staking Reward	0.00196319	0.0207065
srm_locked (SRM_LOCKED)	2021-11-08 02:41:16	Staking Reward	0.00196319	0.0207065
Solana (SOL)	2021-11-08 03:41:22	Staking Reward	0.0014381	0.499505
Raydium (RAY)	2021-11-08 03:41:22	Staking Reward	0.0121337	0.203391
Serum (SRM)	2021-11-08 03:41:22	Staking Reward	0.00196319	0.0207065
srm_locked (SRM_LOCKED)	2021-11-08 03:41:22	Staking Reward	0.00196319	0.0207065
Solana (SOL)	2021-11-08 04:40:38	Staking Reward	0.0014381	0.499505
Raydium (RAY)	2021-11-08 04:40:38	Staking Reward	0.0121337	0.203391
Serum (SRM)	2021-11-08 04:40:38	Staking Reward	0.00196319	0.0207065
srm_locked (SRM_LOCKED)	2021-11-08 04:40:38	Staking Reward	0.00196319	0.0207065
Solana (SOL)	2021-11-08 05:39:41	Staking Reward	0.0014381	0.499505
Raydium (RAY)	2021-11-08 05:39:41	Staking Reward	0.0121337	0.203391
Serum (SRM)	2021-11-08 05:39:41	Staking Reward	0.00196319	0.0207065
srm_locked (SRM_LOCKED)	2021-11-08 05:39:41	Staking Reward	0.00196319	0.0207065

DISCLAIMER: Calculated results shown in this report are based on the information you provided at the time of calculation. You should use these results as an estimate and for guidance purposes only. Although we try to ensure the accuracy of these results, errors may occur. Make sure you verify the results. If you have any uncertainty, speak to your tax professional.

Taxable Income Events

Currency	Received	Trade Type	Quantity	Income
Solana (SOL)	2021-11-08 06:39:40	Staking Reward	0.0014381	0.499505
Raydium (RAY)	2021-11-08 06:39:40	Staking Reward	0.0121337	0.203391
Serum (SRM)	2021-11-08 06:39:40	Staking Reward	0.00196319	0.0207065
srm_locked (SRM_LOCKED)	2021-11-08 06:39:40	Staking Reward	0.00196319	0.0207065
Solana (SOL)	2021-11-08 07:40:10	Staking Reward	0.0014381	0.499505
Raydium (RAY)	2021-11-08 07:40:10	Staking Reward	0.0121337	0.203391
Serum (SRM)	2021-11-08 07:40:10	Staking Reward	0.00196319	0.0207065
srm_locked (SRM_LOCKED)	2021-11-08 07:40:10	Staking Reward	0.00196319	0.0207065
Solana (SOL)	2021-11-08 08:38:43	Staking Reward	0.0014381	0.499505
Raydium (RAY)	2021-11-08 08:38:43	Staking Reward	0.0121337	0.203391
Serum (SRM)	2021-11-08 08:38:43	Staking Reward	0.00196319	0.0207065
srm_locked (SRM_LOCKED)	2021-11-08 08:38:43	Staking Reward	0.00196319	0.0207065
Solana (SOL)	2021-11-08 09:39:43	Staking Reward	0.0014381	0.499505
Raydium (RAY)	2021-11-08 09:39:43	Staking Reward	0.0121337	0.203391
Serum (SRM)	2021-11-08 09:39:43	Staking Reward	0.00196319	0.0207065
srm_locked (SRM_LOCKED)	2021-11-08 09:39:43	Staking Reward	0.00196319	0.0207065
Solana (SOL)	2021-11-08 10:45:30	Staking Reward	0.0014381	0.484582
Raydium (RAY)	2021-11-08 10:45:30	Staking Reward	0.0121337	0.206758
Serum (SRM)	2021-11-08 10:45:30	Staking Reward	0.00196319	0.02041644
srm_locked (SRM_LOCKED)	2021-11-08 10:45:30	Staking Reward	0.00196319	0.02041644

DISCLAIMER: Calculated results shown in this report are based on the information you provided at the time of calculation. You should use these results as an estimate and for guidance purposes only. Although we try to ensure the accuracy of these results, errors may occur. Make sure you verify the results. If you have any uncertainty, speak to your tax professional.

Taxable Income Events

Currency	Received	Trade Type	Quantity	Income
Solana (SOL)	2021-11-08 11:43:37	Staking Reward	0.0014381	0.484582
Raydium (RAY)	2021-11-08 11:43:37	Staking Reward	0.0121337	0.206758
Serum (SRM)	2021-11-08 11:43:37	Staking Reward	0.00196319	0.02041644
srm_locked (SRM_LOCKED)	2021-11-08 11:43:37	Staking Reward	0.00196319	0.02041644
Solana (SOL)	2021-11-08 12:42:33	Staking Reward	0.0014381	0.484582
Raydium (RAY)	2021-11-08 12:42:33	Staking Reward	0.0121337	0.206758
Serum (SRM)	2021-11-08 12:42:33	Staking Reward	0.00196319	0.02041644
srm_locked (SRM_LOCKED)	2021-11-08 12:42:33	Staking Reward	0.00196319	0.02041644
Solana (SOL)	2021-11-08 13:42:20	Staking Reward	0.0014381	0.484582
Raydium (RAY)	2021-11-08 13:42:20	Staking Reward	0.0121337	0.206758
Serum (SRM)	2021-11-08 13:42:20	Staking Reward	0.00196319	0.02041644
srm_locked (SRM_LOCKED)	2021-11-08 13:42:20	Staking Reward	0.00196319	0.02041644
Solana (SOL)	2021-11-08 14:41:45	Staking Reward	0.0014381	0.484582
Raydium (RAY)	2021-11-08 14:41:45	Staking Reward	0.0121337	0.206758
Serum (SRM)	2021-11-08 14:41:45	Staking Reward	0.00196319	0.02041644
srm_locked (SRM_LOCKED)	2021-11-08 14:41:45	Staking Reward	0.00196319	0.02041644
Solana (SOL)	2021-11-08 15:42:07	Staking Reward	0.0014381	0.484582
Raydium (RAY)	2021-11-08 15:42:07	Staking Reward	0.0121337	0.206758
Serum (SRM)	2021-11-08 15:42:07	Staking Reward	0.00196319	0.02041644
srm_locked (SRM_LOCKED)	2021-11-08 15:42:07	Staking Reward	0.00196319	0.02041644

DISCLAIMER: Calculated results shown in this report are based on the information you provided at the time of calculation. You should use these results as an estimate and for guidance purposes only. Although we try to ensure the accuracy of these results, errors may occur. Make sure you verify the results. If you have any uncertainty, speak to your tax professional.

Taxable Income Events

Currency	Received	Trade Type	Quantity	Income
Solana (SOL)	2021-11-08 16:44:48	Staking Reward	0.0014381	0.484582
Raydium (RAY)	2021-11-08 16:44:48	Staking Reward	0.0121337	0.206758
Serum (SRM)	2021-11-08 16:44:48	Staking Reward	0.00196319	0.02041644
srm_locked (SRM_LOCKED)	2021-11-08 16:44:48	Staking Reward	0.00196319	0.02041644
Solana (SOL)	2021-11-08 17:43:09	Staking Reward	0.0014381	0.484582
Raydium (RAY)	2021-11-08 17:43:09	Staking Reward	0.0121337	0.206758
Serum (SRM)	2021-11-08 17:43:09	Staking Reward	0.00196319	0.02041644
srm_locked (SRM_LOCKED)	2021-11-08 17:43:09	Staking Reward	0.00196319	0.02041644
Solana (SOL)	2021-11-08 18:43:44	Staking Reward	0.0014381	0.484582
Raydium (RAY)	2021-11-08 18:43:44	Staking Reward	0.0121337	0.206758
Serum (SRM)	2021-11-08 18:43:44	Staking Reward	0.00196319	0.02041644
srm_locked (SRM_LOCKED)	2021-11-08 18:43:44	Staking Reward	0.00196319	0.02041644
Solana (SOL)	2021-11-08 19:42:09	Staking Reward	0.0014381	0.484582
Raydium (RAY)	2021-11-08 19:42:09	Staking Reward	0.0121337	0.206758
Serum (SRM)	2021-11-08 19:42:09	Staking Reward	0.00196319	0.02041644
srm_locked (SRM_LOCKED)	2021-11-08 19:42:09	Staking Reward	0.00196319	0.02041644
Solana (SOL)	2021-11-08 20:41:12	Staking Reward	0.0014381	0.484582
Raydium (RAY)	2021-11-08 20:41:12	Staking Reward	0.0121337	0.206758
Serum (SRM)	2021-11-08 20:41:12	Staking Reward	0.00196319	0.02041644
srm_locked (SRM_LOCKED)	2021-11-08 20:41:12	Staking Reward	0.00196319	0.02041644

DISCLAIMER: Calculated results shown in this report are based on the information you provided at the time of calculation. You should use these results as an estimate and for guidance purposes only. Although we try to ensure the accuracy of these results, errors may occur. Make sure you verify the results. If you have any uncertainty, speak to your tax professional.

Taxable Income Events

Currency	Received	Trade Type	Quantity	Income
Solana (SOL)	2021-11-08 21:41:11	Staking Reward	0.0014381	0.484582
Raydium (RAY)	2021-11-08 21:41:11	Staking Reward	0.0121337	0.206758
Serum (SRM)	2021-11-08 21:41:11	Staking Reward	0.00196319	0.02041644
srm_locked (SRM_LOCKED)	2021-11-08 21:41:11	Staking Reward	0.00196319	0.02041644
Solana (SOL)	2021-11-08 22:42:05	Staking Reward	0.0014381	0.484582
Raydium (RAY)	2021-11-08 22:42:05	Staking Reward	0.0121337	0.206758
Serum (SRM)	2021-11-08 22:42:05	Staking Reward	0.00196319	0.02041644
srm_locked (SRM_LOCKED)	2021-11-08 22:42:05	Staking Reward	0.00196319	0.02041644
Solana (SOL)	2021-11-08 23:43:42	Staking Reward	0.0014381	0.484582
Raydium (RAY)	2021-11-08 23:43:42	Staking Reward	0.0121337	0.206758
Serum (SRM)	2021-11-08 23:43:42	Staking Reward	0.00196319	0.02041644
srm_locked (SRM_LOCKED)	2021-11-08 23:43:42	Staking Reward	0.00196319	0.02041644
Solana (SOL)	2021-11-09 00:41:58	Staking Reward	0.0014381	0.484582
Raydium (RAY)	2021-11-09 00:41:58	Staking Reward	0.0121337	0.206758
Serum (SRM)	2021-11-09 00:41:58	Staking Reward	0.00196319	0.02041644
srm_locked (SRM_LOCKED)	2021-11-09 00:41:58	Staking Reward	0.00196319	0.02041644
Solana (SOL)	2021-11-09 01:43:24	Staking Reward	0.0014381	0.484582
Raydium (RAY)	2021-11-09 01:43:24	Staking Reward	0.0121337	0.206758
Serum (SRM)	2021-11-09 01:43:24	Staking Reward	0.00196319	0.02041644
srm_locked (SRM_LOCKED)	2021-11-09 01:43:24	Staking Reward	0.00196319	0.02041644

DISCLAIMER: Calculated results shown in this report are based on the information you provided at the time of calculation. You should use these results as an estimate and for guidance purposes only. Although we try to ensure the accuracy of these results, errors may occur. Make sure you verify the results. If you have any uncertainty, speak to your tax professional.

Taxable Income Events

Currency	Received	Trade Type	Quantity	Income
Solana (SOL)	2021-11-09 02:42:33	Staking Reward	0.0014381	0.484582
Raydium (RAY)	2021-11-09 02:42:33	Staking Reward	0.0121337	0.206758
Serum (SRM)	2021-11-09 02:42:33	Staking Reward	0.00196319	0.02041644
srm_locked (SRM_LOCKED)	2021-11-09 02:42:33	Staking Reward	0.00196319	0.02041644
Solana (SOL)	2021-11-09 03:41:36	Staking Reward	0.0014381	0.484582
Raydium (RAY)	2021-11-09 03:41:36	Staking Reward	0.0121337	0.206758
Serum (SRM)	2021-11-09 03:41:36	Staking Reward	0.00196319	0.02041644
srm_locked (SRM_LOCKED)	2021-11-09 03:41:36	Staking Reward	0.00196319	0.02041644
Solana (SOL)	2021-11-09 04:40:18	Staking Reward	0.0014381	0.484582
Raydium (RAY)	2021-11-09 04:40:18	Staking Reward	0.0121337	0.206758
Serum (SRM)	2021-11-09 04:40:18	Staking Reward	0.00196319	0.02041644
srm_locked (SRM_LOCKED)	2021-11-09 04:40:18	Staking Reward	0.00196319	0.02041644
Solana (SOL)	2021-11-09 05:42:27	Staking Reward	0.0014381	0.484582
Raydium (RAY)	2021-11-09 05:42:27	Staking Reward	0.0121337	0.206758
Serum (SRM)	2021-11-09 05:42:27	Staking Reward	0.00196319	0.02041644
srm_locked (SRM_LOCKED)	2021-11-09 05:42:27	Staking Reward	0.00196319	0.02041644
Solana (SOL)	2021-11-09 06:40:36	Staking Reward	0.0014381	0.484582
Raydium (RAY)	2021-11-09 06:40:36	Staking Reward	0.0121337	0.206758
Serum (SRM)	2021-11-09 06:40:36	Staking Reward	0.00196319	0.02041644
srm_locked (SRM_LOCKED)	2021-11-09 06:40:36	Staking Reward	0.00196319	0.02041644

DISCLAIMER: Calculated results shown in this report are based on the information you provided at the time of calculation. You should use these results as an estimate and for guidance purposes only. Although we try to ensure the accuracy of these results, errors may occur. Make sure you verify the results. If you have any uncertainty, speak to your tax professional.

Taxable Income Events

Currency	Received	Trade Type	Quantity	Income
Solana (SOL)	2021-11-09 07:41:49	Staking Reward	0.0014381	0.484582
Raydium (RAY)	2021-11-09 07:41:49	Staking Reward	0.0121337	0.206758
Serum (SRM)	2021-11-09 07:41:49	Staking Reward	0.00196319	0.02041644
srm_locked (SRM_LOCKED)	2021-11-09 07:41:49	Staking Reward	0.00196319	0.02041644
Solana (SOL)	2021-11-09 08:39:24	Staking Reward	0.0014381	0.484582
Raydium (RAY)	2021-11-09 08:39:24	Staking Reward	0.0121337	0.206758
Serum (SRM)	2021-11-09 08:39:24	Staking Reward	0.00196319	0.02041644
srm_locked (SRM_LOCKED)	2021-11-09 08:39:24	Staking Reward	0.00196319	0.02041644
Solana (SOL)	2021-11-09 09:41:49	Staking Reward	0.0014381	0.484582
Raydium (RAY)	2021-11-09 09:41:49	Staking Reward	0.0121337	0.206758
Serum (SRM)	2021-11-09 09:41:49	Staking Reward	0.00196319	0.02041644
srm_locked (SRM_LOCKED)	2021-11-09 09:41:49	Staking Reward	0.00196319	0.02041644
Solana (SOL)	2021-11-09 10:44:56	Staking Reward	0.0014381	0.485762
Raydium (RAY)	2021-11-09 10:44:56	Staking Reward	0.0121337	0.205057
Serum (SRM)	2021-11-09 10:44:56	Staking Reward	0.00196319	0.02096496
srm_locked (SRM_LOCKED)	2021-11-09 10:44:56	Staking Reward	0.00196319	0.02096496
Solana (SOL)	2021-11-09 11:42:41	Staking Reward	0.0014381	0.485762
Raydium (RAY)	2021-11-09 11:42:41	Staking Reward	0.0121337	0.205057
Serum (SRM)	2021-11-09 11:42:41	Staking Reward	0.00196319	0.02096496
srm_locked (SRM_LOCKED)	2021-11-09 11:42:41	Staking Reward	0.00196319	0.02096496

DISCLAIMER: Calculated results shown in this report are based on the information you provided at the time of calculation. You should use these results as an estimate and for guidance purposes only. Although we try to ensure the accuracy of these results, errors may occur. Make sure you verify the results. If you have any uncertainty, speak to your tax professional.

Taxable Income Events

Currency	Received	Trade Type	Quantity	Income
Solana (SOL)	2021-11-09 12:44:09	Staking Reward	0.0014381	0.485762
Raydium (RAY)	2021-11-09 12:44:09	Staking Reward	0.0121337	0.205057
Serum (SRM)	2021-11-09 12:44:09	Staking Reward	0.00196319	0.02096496
srm_locked (SRM_LOCKED)	2021-11-09 12:44:09	Staking Reward	0.00196319	0.02096496
Solana (SOL)	2021-11-09 13:42:59	Staking Reward	0.0014381	0.485762
Raydium (RAY)	2021-11-09 13:42:59	Staking Reward	0.0121337	0.205057
Serum (SRM)	2021-11-09 13:42:59	Staking Reward	0.00196319	0.02096496
srm_locked (SRM_LOCKED)	2021-11-09 13:42:59	Staking Reward	0.00196319	0.02096496
Solana (SOL)	2021-11-09 14:43:31	Staking Reward	0.0014381	0.485762
Raydium (RAY)	2021-11-09 14:43:31	Staking Reward	0.0121337	0.205057
Serum (SRM)	2021-11-09 14:43:31	Staking Reward	0.00196319	0.02096496
srm_locked (SRM_LOCKED)	2021-11-09 14:43:31	Staking Reward	0.00196319	0.02096496
Solana (SOL)	2021-11-09 15:41:40	Staking Reward	0.0014381	0.485762
Raydium (RAY)	2021-11-09 15:41:40	Staking Reward	0.0121337	0.205057
Serum (SRM)	2021-11-09 15:41:40	Staking Reward	0.00196319	0.02096496
srm_locked (SRM_LOCKED)	2021-11-09 15:41:40	Staking Reward	0.00196319	0.02096496
Solana (SOL)	2021-11-09 16:42:21	Staking Reward	0.0014381	0.485762
Raydium (RAY)	2021-11-09 16:42:21	Staking Reward	0.0121337	0.205057
Serum (SRM)	2021-11-09 16:42:21	Staking Reward	0.00196319	0.02096496
srm_locked (SRM_LOCKED)	2021-11-09 16:42:21	Staking Reward	0.00196319	0.02096496

DISCLAIMER: Calculated results shown in this report are based on the information you provided at the time of calculation. You should use these results as an estimate and for guidance purposes only. Although we try to ensure the accuracy of these results, errors may occur. Make sure you verify the results. If you have any uncertainty, speak to your tax professional.

Taxable Income Events

Currency	Received	Trade Type	Quantity	Income
Solana (SOL)	2021-11-09 17:42:27	Staking Reward	0.0014381	0.485762
Raydium (RAY)	2021-11-09 17:42:27	Staking Reward	0.0121337	0.205057
Serum (SRM)	2021-11-09 17:42:27	Staking Reward	0.00196319	0.02096496
srm_locked (SRM_LOCKED)	2021-11-09 17:42:27	Staking Reward	0.00196319	0.02096496
Solana (SOL)	2021-11-09 18:41:32	Staking Reward	0.0014381	0.485762
Raydium (RAY)	2021-11-09 18:41:32	Staking Reward	0.0121337	0.205057
Serum (SRM)	2021-11-09 18:41:32	Staking Reward	0.00196319	0.02096496
srm_locked (SRM_LOCKED)	2021-11-09 18:41:32	Staking Reward	0.00196319	0.02096496
Solana (SOL)	2021-11-09 19:42:37	Staking Reward	0.0014381	0.485762
Raydium (RAY)	2021-11-09 19:42:37	Staking Reward	0.0121337	0.205057
Serum (SRM)	2021-11-09 19:42:37	Staking Reward	0.00196319	0.02096496
srm_locked (SRM_LOCKED)	2021-11-09 19:42:37	Staking Reward	0.00196319	0.02096496
Solana (SOL)	2021-11-09 20:41:40	Staking Reward	0.0014381	0.485762
Raydium (RAY)	2021-11-09 20:41:40	Staking Reward	0.0121337	0.205057
Serum (SRM)	2021-11-09 20:41:40	Staking Reward	0.00196319	0.02096496
srm_locked (SRM_LOCKED)	2021-11-09 20:41:40	Staking Reward	0.00196319	0.02096496
Solana (SOL)	2021-11-09 21:44:56	Staking Reward	0.0014381	0.485762
Raydium (RAY)	2021-11-09 21:44:56	Staking Reward	0.0121337	0.205057
Serum (SRM)	2021-11-09 21:44:56	Staking Reward	0.00196319	0.02096496
srm_locked (SRM_LOCKED)	2021-11-09 21:44:56	Staking Reward	0.00196319	0.02096496

DISCLAIMER: Calculated results shown in this report are based on the information you provided at the time of calculation. You should use these results as an estimate and for guidance purposes only. Although we try to ensure the accuracy of these results, errors may occur. Make sure you verify the results. If you have any uncertainty, speak to your tax professional.

Taxable Income Events

Currency	Received	Trade Type	Quantity	Income
Solana (SOL)	2021-11-09 22:43:14	Staking Reward	0.0014381	0.485762
Raydium (RAY)	2021-11-09 22:43:14	Staking Reward	0.0121337	0.205057
Serum (SRM)	2021-11-09 22:43:14	Staking Reward	0.00196319	0.02096496
srm_locked (SRM_LOCKED)	2021-11-09 22:43:14	Staking Reward	0.00196319	0.02096496
Solana (SOL)	2021-11-09 23:42:29	Staking Reward	0.0014381	0.485762
Raydium (RAY)	2021-11-09 23:42:29	Staking Reward	0.0121337	0.205057
Serum (SRM)	2021-11-09 23:42:29	Staking Reward	0.00196319	0.02096496
srm_locked (SRM_LOCKED)	2021-11-09 23:42:29	Staking Reward	0.00196319	0.02096496
Solana (SOL)	2021-11-10 00:42:21	Staking Reward	0.0014381	0.485762
Raydium (RAY)	2021-11-10 00:42:21	Staking Reward	0.0121337	0.205057
Serum (SRM)	2021-11-10 00:42:21	Staking Reward	0.00196319	0.02096496
srm_locked (SRM_LOCKED)	2021-11-10 00:42:21	Staking Reward	0.00196319	0.02096496
Solana (SOL)	2021-11-10 01:45:12	Staking Reward	0.0014381	0.485762
Raydium (RAY)	2021-11-10 01:45:12	Staking Reward	0.0121337	0.205057
Serum (SRM)	2021-11-10 01:45:12	Staking Reward	0.00196319	0.02096496
srm_locked (SRM_LOCKED)	2021-11-10 01:45:12	Staking Reward	0.00196319	0.02096496
Solana (SOL)	2021-11-10 02:43:10	Staking Reward	0.0014381	0.485762
Raydium (RAY)	2021-11-10 02:43:10	Staking Reward	0.0121337	0.205057
Serum (SRM)	2021-11-10 02:43:10	Staking Reward	0.00196319	0.02096496
srm_locked (SRM_LOCKED)	2021-11-10 02:43:10	Staking Reward	0.00196319	0.02096496

DISCLAIMER: Calculated results shown in this report are based on the information you provided at the time of calculation. You should use these results as an estimate and for guidance purposes only. Although we try to ensure the accuracy of these results, errors may occur. Make sure you verify the results. If you have any uncertainty, speak to your tax professional.

Taxable Income Events

Currency	Received	Trade Type	Quantity	Income
Solana (SOL)	2021-11-10 03:42:14	Staking Reward	0.0014381	0.485762
Raydium (RAY)	2021-11-10 03:42:14	Staking Reward	0.0121337	0.205057
Serum (SRM)	2021-11-10 03:42:14	Staking Reward	0.00196319	0.02096496
srm_locked (SRM_LOCKED)	2021-11-10 03:42:14	Staking Reward	0.00196319	0.02096496
Solana (SOL)	2021-11-10 04:41:07	Staking Reward	0.0014381	0.485762
Raydium (RAY)	2021-11-10 04:41:07	Staking Reward	0.0121337	0.205057
Serum (SRM)	2021-11-10 04:41:07	Staking Reward	0.00196319	0.02096496
srm_locked (SRM_LOCKED)	2021-11-10 04:41:07	Staking Reward	0.00196319	0.02096496
Solana (SOL)	2021-11-10 05:41:33	Staking Reward	0.0014381	0.485762
Raydium (RAY)	2021-11-10 05:41:33	Staking Reward	0.0121337	0.205057
Serum (SRM)	2021-11-10 05:41:33	Staking Reward	0.00196319	0.02096496
srm_locked (SRM_LOCKED)	2021-11-10 05:41:33	Staking Reward	0.00196319	0.02096496
Solana (SOL)	2021-11-10 06:41:29	Staking Reward	0.0014381	0.485762
Raydium (RAY)	2021-11-10 06:41:29	Staking Reward	0.0121337	0.205057
Serum (SRM)	2021-11-10 06:41:29	Staking Reward	0.00196319	0.02096496
srm_locked (SRM_LOCKED)	2021-11-10 06:41:29	Staking Reward	0.00196319	0.02096496
Solana (SOL)	2021-11-10 07:40:17	Staking Reward	0.0014381	0.485762
Raydium (RAY)	2021-11-10 07:40:17	Staking Reward	0.0121337	0.205057
Serum (SRM)	2021-11-10 07:40:17	Staking Reward	0.00196319	0.02096496
srm_locked (SRM_LOCKED)	2021-11-10 07:40:17	Staking Reward	0.00196319	0.02096496

DISCLAIMER: Calculated results shown in this report are based on the information you provided at the time of calculation. You should use these results as an estimate and for guidance purposes only. Although we try to ensure the accuracy of these results, errors may occur. Make sure you verify the results. If you have any uncertainty, speak to your tax professional.

Taxable Income Events

Currency	Received	Trade Type	Quantity	Income
Solana (SOL)	2021-11-10 08:39:48	Staking Reward	0.0014381	0.485762
Raydium (RAY)	2021-11-10 08:39:48	Staking Reward	0.0121337	0.205057
Serum (SRM)	2021-11-10 08:39:48	Staking Reward	0.00196319	0.02096496
srm_locked (SRM_LOCKED)	2021-11-10 08:39:48	Staking Reward	0.00196319	0.02096496
Solana (SOL)	2021-11-10 09:40:08	Staking Reward	0.0014381	0.485762
Raydium (RAY)	2021-11-10 09:40:08	Staking Reward	0.0121337	0.205057
Serum (SRM)	2021-11-10 09:40:08	Staking Reward	0.00196319	0.02096496
srm_locked (SRM_LOCKED)	2021-11-10 09:40:08	Staking Reward	0.00196319	0.02096496
Solana (SOL)	2021-11-10 10:44:27	Staking Reward	0.0014381	0.467584
Raydium (RAY)	2021-11-10 10:44:27	Staking Reward	0.0121337	0.198203
Serum (SRM)	2021-11-10 10:44:27	Staking Reward	0.00196319	0.02006614
srm_locked (SRM_LOCKED)	2021-11-10 10:44:27	Staking Reward	0.00196319	0.02006614
Solana (SOL)	2021-11-10 11:43:13	Staking Reward	0.0014381	0.467584
Raydium (RAY)	2021-11-10 11:43:13	Staking Reward	0.0121337	0.198203
Serum (SRM)	2021-11-10 11:43:13	Staking Reward	0.00196319	0.02006614
srm_locked (SRM_LOCKED)	2021-11-10 11:43:13	Staking Reward	0.00196319	0.02006614
Solana (SOL)	2021-11-10 12:41:29	Staking Reward	0.0014381	0.467584
Raydium (RAY)	2021-11-10 12:41:29	Staking Reward	0.0121337	0.198203
Serum (SRM)	2021-11-10 12:41:29	Staking Reward	0.00196319	0.02006614
srm_locked (SRM_LOCKED)	2021-11-10 12:41:29	Staking Reward	0.00196319	0.02006614

DISCLAIMER: Calculated results shown in this report are based on the information you provided at the time of calculation. You should use these results as an estimate and for guidance purposes only. Although we try to ensure the accuracy of these results, errors may occur. Make sure you verify the results. If you have any uncertainty, speak to your tax professional.

Taxable Income Events

Currency	Received	Trade Type	Quantity	Income
Solana (SOL)	2021-11-10 13:43:47	Staking Reward	0.0014381	0.467584
Raydium (RAY)	2021-11-10 13:43:47	Staking Reward	0.0121337	0.198203
Serum (SRM)	2021-11-10 13:43:47	Staking Reward	0.00196319	0.02006614
srm_locked (SRM_LOCKED)	2021-11-10 13:43:47	Staking Reward	0.00196319	0.02006614
Solana (SOL)	2021-11-10 14:44:13	Staking Reward	0.0014381	0.467584
Raydium (RAY)	2021-11-10 14:44:13	Staking Reward	0.0121337	0.198203
Serum (SRM)	2021-11-10 14:44:13	Staking Reward	0.00196319	0.02006614
srm_locked (SRM_LOCKED)	2021-11-10 14:44:13	Staking Reward	0.00196319	0.02006614
Solana (SOL)	2021-11-10 15:42:14	Staking Reward	0.0014381	0.467584
Raydium (RAY)	2021-11-10 15:42:14	Staking Reward	0.0121337	0.198203
Serum (SRM)	2021-11-10 15:42:14	Staking Reward	0.00196319	0.02006614
srm_locked (SRM_LOCKED)	2021-11-10 15:42:14	Staking Reward	0.00196319	0.02006614
Solana (SOL)	2021-11-10 16:43:02	Staking Reward	0.0014381	0.467584
Raydium (RAY)	2021-11-10 16:43:02	Staking Reward	0.0121337	0.198203
Serum (SRM)	2021-11-10 16:43:02	Staking Reward	0.00196319	0.02006614
srm_locked (SRM_LOCKED)	2021-11-10 16:43:02	Staking Reward	0.00196319	0.02006614
Solana (SOL)	2021-11-10 17:43:48	Staking Reward	0.0014381	0.467584
Raydium (RAY)	2021-11-10 17:43:48	Staking Reward	0.0121337	0.198203
Serum (SRM)	2021-11-10 17:43:48	Staking Reward	0.00196319	0.02006614
srm_locked (SRM_LOCKED)	2021-11-10 17:43:48	Staking Reward	0.00196319	0.02006614

DISCLAIMER: Calculated results shown in this report are based on the information you provided at the time of calculation. You should use these results as an estimate and for guidance purposes only. Although we try to ensure the accuracy of these results, errors may occur. Make sure you verify the results. If you have any uncertainty, speak to your tax professional.

Taxable Income Events

Currency	Received	Trade Type	Quantity	Income
Solana (SOL)	2021-11-10 18:43:14	Staking Reward	0.0014381	0.467584
Raydium (RAY)	2021-11-10 18:43:14	Staking Reward	0.0121337	0.198203
Serum (SRM)	2021-11-10 18:43:14	Staking Reward	0.00196319	0.02006614
srm_locked (SRM_LOCKED)	2021-11-10 18:43:14	Staking Reward	0.00196319	0.02006614
Solana (SOL)	2021-11-10 19:42:44	Staking Reward	0.0014381	0.467584
Raydium (RAY)	2021-11-10 19:42:44	Staking Reward	0.0121337	0.198203
Serum (SRM)	2021-11-10 19:42:44	Staking Reward	0.00196319	0.02006614
srm_locked (SRM_LOCKED)	2021-11-10 19:42:44	Staking Reward	0.00196319	0.02006614
Solana (SOL)	2021-11-10 20:42:54	Staking Reward	0.0014381	0.467584
Raydium (RAY)	2021-11-10 20:42:54	Staking Reward	0.0121337	0.198203
Serum (SRM)	2021-11-10 20:42:54	Staking Reward	0.00196319	0.02006614
srm_locked (SRM_LOCKED)	2021-11-10 20:42:54	Staking Reward	0.00196319	0.02006614
Solana (SOL)	2021-11-10 21:42:15	Staking Reward	0.0014381	0.467584
Raydium (RAY)	2021-11-10 21:42:15	Staking Reward	0.0121337	0.198203
Serum (SRM)	2021-11-10 21:42:15	Staking Reward	0.00196319	0.02006614
srm_locked (SRM_LOCKED)	2021-11-10 21:42:15	Staking Reward	0.00196319	0.02006614
Solana (SOL)	2021-11-10 22:44:39	Staking Reward	0.0014381	0.467584
Raydium (RAY)	2021-11-10 22:44:39	Staking Reward	0.0121337	0.198203
Serum (SRM)	2021-11-10 22:44:39	Staking Reward	0.00196319	0.02006614
srm_locked (SRM_LOCKED)	2021-11-10 22:44:39	Staking Reward	0.00196319	0.02006614

DISCLAIMER: Calculated results shown in this report are based on the information you provided at the time of calculation. You should use these results as an estimate and for guidance purposes only. Although we try to ensure the accuracy of these results, errors may occur. Make sure you verify the results. If you have any uncertainty, speak to your tax professional.

Taxable Income Events

Currency	Received	Trade Type	Quantity	Income
Solana (SOL)	2021-11-10 23:49:17	Staking Reward	0.0014381	0.467584
Raydium (RAY)	2021-11-10 23:49:17	Staking Reward	0.0121337	0.198203
Serum (SRM)	2021-11-10 23:49:17	Staking Reward	0.00196319	0.02006614
srm_locked (SRM_LOCKED)	2021-11-10 23:49:17	Staking Reward	0.00196319	0.02006614
Solana (SOL)	2021-11-11 00:48:42	Staking Reward	0.0014381	0.467584
Raydium (RAY)	2021-11-11 00:48:42	Staking Reward	0.0121337	0.198203
Serum (SRM)	2021-11-11 00:48:42	Staking Reward	0.00196319	0.02006614
srm_locked (SRM_LOCKED)	2021-11-11 00:48:42	Staking Reward	0.00196319	0.02006614
Solana (SOL)	2021-11-11 01:44:38	Staking Reward	0.0014381	0.467584
Raydium (RAY)	2021-11-11 01:44:38	Staking Reward	0.0121337	0.198203
Serum (SRM)	2021-11-11 01:44:38	Staking Reward	0.00196319	0.02006614
srm_locked (SRM_LOCKED)	2021-11-11 01:44:38	Staking Reward	0.00196319	0.02006614
Solana (SOL)	2021-11-11 02:43:03	Staking Reward	0.0014381	0.467584
Raydium (RAY)	2021-11-11 02:43:03	Staking Reward	0.0121337	0.198203
Serum (SRM)	2021-11-11 02:43:03	Staking Reward	0.00196319	0.02006614
srm_locked (SRM_LOCKED)	2021-11-11 02:43:03	Staking Reward	0.00196319	0.02006614
Solana (SOL)	2021-11-11 03:44:39	Staking Reward	0.0014381	0.467584
Raydium (RAY)	2021-11-11 03:44:39	Staking Reward	0.0121337	0.198203
Serum (SRM)	2021-11-11 03:44:39	Staking Reward	0.00196319	0.02006614
srm_locked (SRM_LOCKED)	2021-11-11 03:44:39	Staking Reward	0.00196319	0.02006614

DISCLAIMER: Calculated results shown in this report are based on the information you provided at the time of calculation. You should use these results as an estimate and for guidance purposes only. Although we try to ensure the accuracy of these results, errors may occur. Make sure you verify the results. If you have any uncertainty, speak to your tax professional.

Taxable Income Events

Currency	Received	Trade Type	Quantity	Income
Solana (SOL)	2021-11-11 04:42:57	Staking Reward	0.0014381	0.467584
Raydium (RAY)	2021-11-11 04:42:57	Staking Reward	0.0121337	0.198203
Serum (SRM)	2021-11-11 04:42:57	Staking Reward	0.00196319	0.02006614
srm_locked (SRM_LOCKED)	2021-11-11 04:42:57	Staking Reward	0.00196319	0.02006614
Serum (SRM)	2021-11-11 05:43:49	Staking Reward	0.00196319	0.02006614
srm_locked (SRM_LOCKED)	2021-11-11 05:43:49	Staking Reward	0.00196319	0.02006614
Solana (SOL)	2021-11-11 06:46:26	Staking Reward	0.0014381	0.467584
Raydium (RAY)	2021-11-11 06:46:26	Staking Reward	0.0121337	0.198203
Serum (SRM)	2021-11-11 06:46:26	Staking Reward	0.00196319	0.02006614
srm_locked (SRM_LOCKED)	2021-11-11 06:46:26	Staking Reward	0.00196319	0.02006614
Solana (SOL)	2021-11-11 07:52:09	Staking Reward	0.0014381	0.467584
Raydium (RAY)	2021-11-11 07:52:09	Staking Reward	0.0121337	0.198203
Serum (SRM)	2021-11-11 07:52:09	Staking Reward	0.00196319	0.02006614
srm_locked (SRM_LOCKED)	2021-11-11 07:52:09	Staking Reward	0.00196319	0.02006614
Solana (SOL)	2021-11-11 08:41:42	Staking Reward	0.0014381	0.467584
Raydium (RAY)	2021-11-11 08:41:42	Staking Reward	0.0121337	0.198203
Serum (SRM)	2021-11-11 08:41:42	Staking Reward	0.00196319	0.02006614
srm_locked (SRM_LOCKED)	2021-11-11 08:41:42	Staking Reward	0.00196319	0.02006614
Solana (SOL)	2021-11-11 09:42:46	Staking Reward	0.0014381	0.467584
Raydium (RAY)	2021-11-11 09:42:46	Staking Reward	0.0121337	0.198203

DISCLAIMER: Calculated results shown in this report are based on the information you provided at the time of calculation. You should use these results as an estimate and for guidance purposes only. Although we try to ensure the accuracy of these results, errors may occur. Make sure you verify the results. If you have any uncertainty, speak to your tax professional.

Taxable Income Events

Currency	Received	Trade Type	Quantity	Income
Serum (SRM)	2021-11-11 09:42:46	Staking Reward	0.00196319	0.02006614
srm_locked (SRM_LOCKED)	2021-11-11 09:42:46	Staking Reward	0.00196319	0.02006614
Solana (SOL)	2021-11-11 10:45:13	Staking Reward	0.0014381	0.459199
Raydium (RAY)	2021-11-11 10:45:13	Staking Reward	0.0121337	0.186902
Serum (SRM)	2021-11-11 10:45:13	Staking Reward	0.00196319	0.01878773
srm_locked (SRM_LOCKED)	2021-11-11 10:45:13	Staking Reward	0.00196319	0.01878773
Solana (SOL)	2021-11-11 11:43:39	Staking Reward	0.0014381	0.459199
Raydium (RAY)	2021-11-11 11:43:39	Staking Reward	0.0121337	0.186902
Serum (SRM)	2021-11-11 11:43:39	Staking Reward	0.00196319	0.01878773
srm_locked (SRM_LOCKED)	2021-11-11 11:43:39	Staking Reward	0.00196319	0.01878773
Solana (SOL)	2021-11-11 12:42:52	Staking Reward	0.0014381	0.459199
Raydium (RAY)	2021-11-11 12:42:52	Staking Reward	0.0121337	0.186902
Serum (SRM)	2021-11-11 12:42:52	Staking Reward	0.00196319	0.01878773
srm_locked (SRM_LOCKED)	2021-11-11 12:42:52	Staking Reward	0.00196319	0.01878773
Solana (SOL)	2021-11-11 13:44:30	Staking Reward	0.0014381	0.459199
Raydium (RAY)	2021-11-11 13:44:30	Staking Reward	0.0121337	0.186902
Serum (SRM)	2021-11-11 13:44:30	Staking Reward	0.00196319	0.01878773
srm_locked (SRM_LOCKED)	2021-11-11 13:44:30	Staking Reward	0.00196319	0.01878773
Solana (SOL)	2021-11-11 14:43:54	Staking Reward	0.0014381	0.459199
Raydium (RAY)	2021-11-11 14:43:54	Staking Reward	0.0121337	0.186902

DISCLAIMER: Calculated results shown in this report are based on the information you provided at the time of calculation. You should use these results as an estimate and for guidance purposes only. Although we try to ensure the accuracy of these results, errors may occur. Make sure you verify the results. If you have any uncertainty, speak to your tax professional.

Taxable Income Events

Currency	Received	Trade Type	Quantity	Income
Serum (SRM)	2021-11-11 14:43:54	Staking Reward	0.00196319	0.01878773
srm_locked (SRM_LOCKED)	2021-11-11 14:43:54	Staking Reward	0.00196319	0.01878773
Solana (SOL)	2021-11-11 15:44:22	Staking Reward	0.0014381	0.459199
Raydium (RAY)	2021-11-11 15:44:22	Staking Reward	0.0121337	0.186902
Serum (SRM)	2021-11-11 15:44:22	Staking Reward	0.00196319	0.01878773
srm_locked (SRM_LOCKED)	2021-11-11 15:44:22	Staking Reward	0.00196319	0.01878773
Solana (SOL)	2021-11-11 16:44:33	Staking Reward	0.0014381	0.459199
Raydium (RAY)	2021-11-11 16:44:33	Staking Reward	0.0121337	0.186902
Serum (SRM)	2021-11-11 16:44:33	Staking Reward	0.00196319	0.01878773
srm_locked (SRM_LOCKED)	2021-11-11 16:44:33	Staking Reward	0.00196319	0.01878773
Solana (SOL)	2021-11-11 17:42:45	Staking Reward	0.0014381	0.459199
Raydium (RAY)	2021-11-11 17:42:45	Staking Reward	0.0121337	0.186902
Serum (SRM)	2021-11-11 17:42:45	Staking Reward	0.00196319	0.01878773
srm_locked (SRM_LOCKED)	2021-11-11 17:42:45	Staking Reward	0.00196319	0.01878773
Solana (SOL)	2021-11-11 18:44:58	Staking Reward	0.0014381	0.459199
Raydium (RAY)	2021-11-11 18:44:58	Staking Reward	0.0121337	0.186902
Serum (SRM)	2021-11-11 18:44:58	Staking Reward	0.00196319	0.01878773
srm_locked (SRM_LOCKED)	2021-11-11 18:44:58	Staking Reward	0.00196319	0.01878773
Solana (SOL)	2021-11-11 19:43:18	Staking Reward	0.0014381	0.459199
Raydium (RAY)	2021-11-11 19:43:18	Staking Reward	0.0121337	0.186902

DISCLAIMER: Calculated results shown in this report are based on the information you provided at the time of calculation. You should use these results as an estimate and for guidance purposes only. Although we try to ensure the accuracy of these results, errors may occur. Make sure you verify the results. If you have any uncertainty, speak to your tax professional.

Taxable Income Events

Currency	Received	Trade Type	Quantity	Income
Serum (SRM)	2021-11-11 19:43:18	Staking Reward	0.00196319	0.01878773
srm_locked (SRM_LOCKED)	2021-11-11 19:43:18	Staking Reward	0.00196319	0.01878773
Solana (SOL)	2021-11-11 20:42:23	Staking Reward	0.0014381	0.459199
Raydium (RAY)	2021-11-11 20:42:23	Staking Reward	0.0121337	0.186902
Serum (SRM)	2021-11-11 20:42:23	Staking Reward	0.00196319	0.01878773
srm_locked (SRM_LOCKED)	2021-11-11 20:42:23	Staking Reward	0.00196319	0.01878773
Solana (SOL)	2021-11-11 21:43:54	Staking Reward	0.0014381	0.459199
Raydium (RAY)	2021-11-11 21:43:54	Staking Reward	0.0121337	0.186902
Serum (SRM)	2021-11-11 21:43:54	Staking Reward	0.00196319	0.01878773
srm_locked (SRM_LOCKED)	2021-11-11 21:43:54	Staking Reward	0.00196319	0.01878773
Solana (SOL)	2021-11-11 22:44:43	Staking Reward	0.0014381	0.459199
Raydium (RAY)	2021-11-11 22:44:43	Staking Reward	0.0121337	0.186902
Serum (SRM)	2021-11-11 22:44:43	Staking Reward	0.00196319	0.01878773
srm_locked (SRM_LOCKED)	2021-11-11 22:44:43	Staking Reward	0.00196319	0.01878773
Solana (SOL)	2021-11-11 23:43:13	Staking Reward	0.0014381	0.459199
Raydium (RAY)	2021-11-11 23:43:13	Staking Reward	0.0121337	0.186902
Serum (SRM)	2021-11-11 23:43:13	Staking Reward	0.00196319	0.01878773
srm_locked (SRM_LOCKED)	2021-11-11 23:43:13	Staking Reward	0.00196319	0.01878773
Solana (SOL)	2021-11-12 00:45:24	Staking Reward	0.0014381	0.459199
Raydium (RAY)	2021-11-12 00:45:24	Staking Reward	0.0121337	0.186902

DISCLAIMER: Calculated results shown in this report are based on the information you provided at the time of calculation. You should use these results as an estimate and for guidance purposes only. Although we try to ensure the accuracy of these results, errors may occur. Make sure you verify the results. If you have any uncertainty, speak to your tax professional.

Taxable Income Events

Currency	Received	Trade Type	Quantity	Income
Serum (SRM)	2021-11-12 00:45:24	Staking Reward	0.00196319	0.01878773
srm_locked (SRM_LOCKED)	2021-11-12 00:45:24	Staking Reward	0.00196319	0.01878773
Solana (SOL)	2021-11-12 01:44:15	Staking Reward	0.0014381	0.459199
Raydium (RAY)	2021-11-12 01:44:15	Staking Reward	0.0121337	0.186902
Serum (SRM)	2021-11-12 01:44:15	Staking Reward	0.00196319	0.01878773
srm_locked (SRM_LOCKED)	2021-11-12 01:44:15	Staking Reward	0.00196319	0.01878773
Solana (SOL)	2021-11-12 02:42:43	Staking Reward	0.0014381	0.459199
Raydium (RAY)	2021-11-12 02:42:43	Staking Reward	0.0121337	0.186902
Serum (SRM)	2021-11-12 02:42:43	Staking Reward	0.00196319	0.01878773
srm_locked (SRM_LOCKED)	2021-11-12 02:42:43	Staking Reward	0.00196319	0.01878773
Solana (SOL)	2021-11-12 03:41:55	Staking Reward	0.0014381	0.459199
Raydium (RAY)	2021-11-12 03:41:55	Staking Reward	0.0121337	0.186902
Serum (SRM)	2021-11-12 03:41:55	Staking Reward	0.00196319	0.01878773
srm_locked (SRM_LOCKED)	2021-11-12 03:41:55	Staking Reward	0.00196319	0.01878773
Solana (SOL)	2021-11-12 04:42:20	Staking Reward	0.0014381	0.459199
Raydium (RAY)	2021-11-12 04:42:20	Staking Reward	0.0121337	0.186902
Serum (SRM)	2021-11-12 04:42:20	Staking Reward	0.00196319	0.01878773
srm_locked (SRM_LOCKED)	2021-11-12 04:42:20	Staking Reward	0.00196319	0.01878773
Solana (SOL)	2021-11-12 05:41:58	Staking Reward	0.0014381	0.459199
Raydium (RAY)	2021-11-12 05:41:58	Staking Reward	0.0121337	0.186902

DISCLAIMER: Calculated results shown in this report are based on the information you provided at the time of calculation. You should use these results as an estimate and for guidance purposes only. Although we try to ensure the accuracy of these results, errors may occur. Make sure you verify the results. If you have any uncertainty, speak to your tax professional.

Taxable Income Events

Currency	Received	Trade Type	Quantity	Income
Serum (SRM)	2021-11-12 05:41:58	Staking Reward	0.00196319	0.01878773
srm_locked (SRM_LOCKED)	2021-11-12 05:41:58	Staking Reward	0.00196319	0.01878773
Solana (SOL)	2021-11-12 06:41:32	Staking Reward	0.0014381	0.459199
Raydium (RAY)	2021-11-12 06:41:32	Staking Reward	0.0121337	0.186902
Serum (SRM)	2021-11-12 06:41:32	Staking Reward	0.00196319	0.01878773
srm_locked (SRM_LOCKED)	2021-11-12 06:41:32	Staking Reward	0.00196319	0.01878773
Solana (SOL)	2021-11-12 07:56:29	Staking Reward	0.0014381	0.459199
Raydium (RAY)	2021-11-12 07:56:29	Staking Reward	0.0121337	0.186902
Serum (SRM)	2021-11-12 07:56:29	Staking Reward	0.00196319	0.01878773
srm_locked (SRM_LOCKED)	2021-11-12 07:56:29	Staking Reward	0.00196319	0.01878773
Solana (SOL)	2021-11-12 08:48:35	Staking Reward	0.0014381	0.459199
Raydium (RAY)	2021-11-12 08:48:35	Staking Reward	0.0121337	0.186902
Serum (SRM)	2021-11-12 08:48:35	Staking Reward	0.00196319	0.01878773
srm_locked (SRM_LOCKED)	2021-11-12 08:48:35	Staking Reward	0.00196319	0.01878773
Solana (SOL)	2021-11-12 09:55:01	Staking Reward	0.0014381	0.459199
Raydium (RAY)	2021-11-12 09:55:01	Staking Reward	0.0121337	0.186902
Serum (SRM)	2021-11-12 09:55:01	Staking Reward	0.00196319	0.01878773
srm_locked (SRM_LOCKED)	2021-11-12 09:55:01	Staking Reward	0.00196319	0.01878773
Raydium (RAY)	2021-11-12 13:32:09	Staking Reward	0.0121337	0.187672
Solana (SOL)	2021-11-12 13:46:38	Staking Reward	0.0014381	0.461267

DISCLAIMER: Calculated results shown in this report are based on the information you provided at the time of calculation. You should use these results as an estimate and for guidance purposes only. Although we try to ensure the accuracy of these results, errors may occur. Make sure you verify the results. If you have any uncertainty, speak to your tax professional.

Taxable Income Events

Currency	Received	Trade Type	Quantity	Income
Serum (SRM)	2021-11-12 13:48:46	Staking Reward	0.00196319	0.01900279
srm_locked (SRM_LOCKED)	2021-11-12 13:48:46	Staking Reward	0.00196319	0.01900279
Raydium (RAY)	2021-11-12 14:31:23	Staking Reward	0.0121337	0.187672
Solana (SOL)	2021-11-12 14:43:48	Staking Reward	0.0014381	0.461267
Serum (SRM)	2021-11-12 14:46:15	Staking Reward	0.00196319	0.01900279
srm_locked (SRM_LOCKED)	2021-11-12 14:46:15	Staking Reward	0.00196319	0.01900279
Raydium (RAY)	2021-11-12 15:29:49	Staking Reward	0.0121337	0.187672
Solana (SOL)	2021-11-12 15:40:42	Staking Reward	0.0014381	0.461267
Serum (SRM)	2021-11-12 15:43:01	Staking Reward	0.00196319	0.01900279
srm_locked (SRM_LOCKED)	2021-11-12 15:43:01	Staking Reward	0.00196319	0.01900279
Raydium (RAY)	2021-11-12 16:32:59	Staking Reward	0.0121337	0.187672
Solana (SOL)	2021-11-12 16:46:13	Staking Reward	0.0014381	0.461267
Serum (SRM)	2021-11-12 16:48:40	Staking Reward	0.00196319	0.01900279
srm_locked (SRM_LOCKED)	2021-11-12 16:48:40	Staking Reward	0.00196319	0.01900279
Raydium (RAY)	2021-11-12 17:33:35	Staking Reward	0.0121337	0.187672
Solana (SOL)	2021-11-12 17:48:21	Staking Reward	0.0014381	0.461267
Serum (SRM)	2021-11-12 17:51:24	Staking Reward	0.00196319	0.01900279
srm_locked (SRM_LOCKED)	2021-11-12 17:51:24	Staking Reward	0.00196319	0.01900279
Raydium (RAY)	2021-11-12 18:34:38	Staking Reward	0.0121337	0.187672
Solana (SOL)	2021-11-12 18:48:34	Staking Reward	0.0014381	0.461267

DISCLAIMER: Calculated results shown in this report are based on the information you provided at the time of calculation. You should use these results as an estimate and for guidance purposes only. Although we try to ensure the accuracy of these results, errors may occur. Make sure you verify the results. If you have any uncertainty, speak to your tax professional.

Taxable Income Events

Currency	Received	Trade Type	Quantity	Income
Serum (SRM)	2021-11-12 18:50:54	Staking Reward	0.00196319	0.01900279
srm_locked (SRM_LOCKED)	2021-11-12 18:50:54	Staking Reward	0.00196319	0.01900279
Raydium (RAY)	2021-11-12 19:37:46	Staking Reward	0.0121337	0.187672
Solana (SOL)	2021-11-12 20:01:46	Staking Reward	0.0014381	0.461267
Serum (SRM)	2021-11-12 20:08:58	Staking Reward	0.00196319	0.01900279
srm_locked (SRM_LOCKED)	2021-11-12 20:08:58	Staking Reward	0.00196319	0.01900279
Raydium (RAY)	2021-11-12 20:38:56	Staking Reward	0.0121337	0.187672
Solana (SOL)	2021-11-12 20:58:19	Staking Reward	0.0014381	0.461267
Serum (SRM)	2021-11-12 21:02:26	Staking Reward	0.00196319	0.01900279
srm_locked (SRM_LOCKED)	2021-11-12 21:02:26	Staking Reward	0.00196319	0.01900279
Raydium (RAY)	2021-11-12 21:36:38	Staking Reward	0.0121337	0.187672
Solana (SOL)	2021-11-12 21:52:13	Staking Reward	0.0014381	0.461267
Serum (SRM)	2021-11-12 21:55:10	Staking Reward	0.00196319	0.01900279
srm_locked (SRM_LOCKED)	2021-11-12 21:55:10	Staking Reward	0.00196319	0.01900279
Raydium (RAY)	2021-11-12 22:31:08	Staking Reward	0.0121337	0.187672
Solana (SOL)	2021-11-12 22:43:05	Staking Reward	0.0014381	0.461267
Serum (SRM)	2021-11-12 22:44:57	Staking Reward	0.00196319	0.01900279
srm_locked (SRM_LOCKED)	2021-11-12 22:44:57	Staking Reward	0.00196319	0.01900279
Raydium (RAY)	2021-11-12 23:31:52	Staking Reward	0.0121337	0.187672
Solana (SOL)	2021-11-12 23:41:55	Staking Reward	0.0014381	0.461267

DISCLAIMER: Calculated results shown in this report are based on the information you provided at the time of calculation. You should use these results as an estimate and for guidance purposes only. Although we try to ensure the accuracy of these results, errors may occur. Make sure you verify the results. If you have any uncertainty, speak to your tax professional.

Taxable Income Events

Currency	Received	Trade Type	Quantity	Income
Serum (SRM)	2021-11-12 23:43:57	Staking Reward	0.00196319	0.01900279
srm_locked (SRM_LOCKED)	2021-11-12 23:43:57	Staking Reward	0.00196319	0.01900279
Raydium (RAY)	2021-11-13 00:26:17	Staking Reward	0.0121337	0.187672
Solana (SOL)	2021-11-13 00:35:53	Staking Reward	0.0014381	0.461267
Serum (SRM)	2021-11-13 00:38:44	Staking Reward	0.00196319	0.01900279
srm_locked (SRM_LOCKED)	2021-11-13 00:38:44	Staking Reward	0.00196319	0.01900279
Raydium (RAY)	2021-11-13 01:32:50	Staking Reward	0.0121337	0.187672
Solana (SOL)	2021-11-13 01:43:07	Staking Reward	0.0014381	0.461267
Serum (SRM)	2021-11-13 01:45:18	Staking Reward	0.00196319	0.01900279
srm_locked (SRM_LOCKED)	2021-11-13 01:45:18	Staking Reward	0.00196319	0.01900279
Raydium (RAY)	2021-11-13 02:29:39	Staking Reward	0.0121337	0.187672
Solana (SOL)	2021-11-13 02:44:23	Staking Reward	0.0014381	0.461267
Serum (SRM)	2021-11-13 02:47:33	Staking Reward	0.00196319	0.01900279
srm_locked (SRM_LOCKED)	2021-11-13 02:47:33	Staking Reward	0.00196319	0.01900279
Raydium (RAY)	2021-11-13 03:26:20	Staking Reward	0.0121337	0.187672
Solana (SOL)	2021-11-13 03:34:48	Staking Reward	0.0014381	0.461267
Serum (SRM)	2021-11-13 03:37:09	Staking Reward	0.00196319	0.01900279
srm_locked (SRM_LOCKED)	2021-11-13 03:37:09	Staking Reward	0.00196319	0.01900279
Raydium (RAY)	2021-11-13 04:26:18	Staking Reward	0.0121337	0.187672
Solana (SOL)	2021-11-13 04:34:19	Staking Reward	0.0014381	0.461267

DISCLAIMER: Calculated results shown in this report are based on the information you provided at the time of calculation. You should use these results as an estimate and for guidance purposes only. Although we try to ensure the accuracy of these results, errors may occur. Make sure you verify the results. If you have any uncertainty, speak to your tax professional.

Taxable Income Events

Currency	Received	Trade Type	Quantity	Income
Serum (SRM)	2021-11-13 04:37:26	Staking Reward	0.00196319	0.01900279
srm_locked (SRM_LOCKED)	2021-11-13 04:37:26	Staking Reward	0.00196319	0.01900279
Raydium (RAY)	2021-11-13 05:24:51	Staking Reward	0.0121337	0.187672
Solana (SOL)	2021-11-13 05:33:13	Staking Reward	0.0014381	0.461267
Serum (SRM)	2021-11-13 05:36:01	Staking Reward	0.00196319	0.01900279
srm_locked (SRM_LOCKED)	2021-11-13 05:36:01	Staking Reward	0.00196319	0.01900279
Raydium (RAY)	2021-11-13 06:25:18	Staking Reward	0.0121337	0.187672
Solana (SOL)	2021-11-13 06:33:15	Staking Reward	0.0014381	0.461267
Serum (SRM)	2021-11-13 06:36:15	Staking Reward	0.00196319	0.01900279
srm_locked (SRM_LOCKED)	2021-11-13 06:36:15	Staking Reward	0.00196319	0.01900279
Raydium (RAY)	2021-11-13 07:25:38	Staking Reward	0.0121337	0.187672
Solana (SOL)	2021-11-13 07:33:16	Staking Reward	0.0014381	0.461267
Serum (SRM)	2021-11-13 07:35:49	Staking Reward	0.00196319	0.01900279
srm_locked (SRM_LOCKED)	2021-11-13 07:35:49	Staking Reward	0.00196319	0.01900279
Raydium (RAY)	2021-11-13 08:24:35	Staking Reward	0.0121337	0.187672
Solana (SOL)	2021-11-13 08:30:52	Staking Reward	0.0014381	0.461267
Serum (SRM)	2021-11-13 08:33:08	Staking Reward	0.00196319	0.01900279
srm_locked (SRM_LOCKED)	2021-11-13 08:33:08	Staking Reward	0.00196319	0.01900279
Raydium (RAY)	2021-11-13 09:25:14	Staking Reward	0.0121337	0.187672
Solana (SOL)	2021-11-13 09:33:09	Staking Reward	0.0014381	0.461267

DISCLAIMER: Calculated results shown in this report are based on the information you provided at the time of calculation. You should use these results as an estimate and for guidance purposes only. Although we try to ensure the accuracy of these results, errors may occur. Make sure you verify the results. If you have any uncertainty, speak to your tax professional.

Taxable Income Events

Currency	Received	Trade Type	Quantity	Income
Serum (SRM)	2021-11-13 09:35:55	Staking Reward	0.00196319	0.01900279
srm_locked (SRM_LOCKED)	2021-11-13 09:35:55	Staking Reward	0.00196319	0.01900279
Raydium (RAY)	2021-11-13 10:36:28	Staking Reward	0.0121337	0.183485
Solana (SOL)	2021-11-13 10:50:43	Staking Reward	0.0014381	0.449992
Serum (SRM)	2021-11-13 10:52:11	Staking Reward	0.00196319	0.01871078
srm_locked (SRM_LOCKED)	2021-11-13 10:52:11	Staking Reward	0.00196319	0.01871078
Raydium (RAY)	2021-11-13 11:34:49	Staking Reward	0.0121337	0.183485
Solana (SOL)	2021-11-13 11:49:59	Staking Reward	0.0014381	0.449992
Serum (SRM)	2021-11-13 11:51:56	Staking Reward	0.00196319	0.01871078
srm_locked (SRM_LOCKED)	2021-11-13 11:51:56	Staking Reward	0.00196319	0.01871078
Raydium (RAY)	2021-11-13 12:33:51	Staking Reward	0.0121337	0.183485
Solana (SOL)	2021-11-13 12:45:23	Staking Reward	0.0014381	0.449992
Serum (SRM)	2021-11-13 12:47:34	Staking Reward	0.00196319	0.01871078
srm_locked (SRM_LOCKED)	2021-11-13 12:47:34	Staking Reward	0.00196319	0.01871078
Raydium (RAY)	2021-11-13 13:33:38	Staking Reward	0.0121337	0.183485
Solana (SOL)	2021-11-13 13:48:46	Staking Reward	0.0014381	0.449992
Serum (SRM)	2021-11-13 13:50:41	Staking Reward	0.00196319	0.01871078
srm_locked (SRM_LOCKED)	2021-11-13 13:50:41	Staking Reward	0.00196319	0.01871078
Raydium (RAY)	2021-11-13 14:35:12	Staking Reward	0.0121337	0.183485
Solana (SOL)	2021-11-13 14:48:44	Staking Reward	0.0014381	0.449992

DISCLAIMER: Calculated results shown in this report are based on the information you provided at the time of calculation. You should use these results as an estimate and for guidance purposes only. Although we try to ensure the accuracy of these results, errors may occur. Make sure you verify the results. If you have any uncertainty, speak to your tax professional.

Taxable Income Events

Currency	Received	Trade Type	Quantity	Income
Serum (SRM)	2021-11-13 14:50:38	Staking Reward	0.00196319	0.01871078
srm_locked (SRM_LOCKED)	2021-11-13 14:50:38	Staking Reward	0.00196319	0.01871078
Raydium (RAY)	2021-11-13 15:34:50	Staking Reward	0.0121337	0.183485
Solana (SOL)	2021-11-13 15:49:45	Staking Reward	0.0014381	0.449992
Serum (SRM)	2021-11-13 15:51:44	Staking Reward	0.00196319	0.01871078
srm_locked (SRM_LOCKED)	2021-11-13 15:51:44	Staking Reward	0.00196319	0.01871078
Raydium (RAY)	2021-11-13 16:25:30	Staking Reward	0.0121337	0.183485
Solana (SOL)	2021-11-13 16:35:09	Staking Reward	0.0014381	0.449992
Serum (SRM)	2021-11-13 16:37:26	Staking Reward	0.00196319	0.01871078
srm_locked (SRM_LOCKED)	2021-11-13 16:37:26	Staking Reward	0.00196319	0.01871078
Raydium (RAY)	2021-11-13 17:23:58	Staking Reward	0.0121337	0.183485
Solana (SOL)	2021-11-13 17:31:25	Staking Reward	0.0014381	0.449992
Serum (SRM)	2021-11-13 17:33:24	Staking Reward	0.00196319	0.01871078
srm_locked (SRM_LOCKED)	2021-11-13 17:33:24	Staking Reward	0.00196319	0.01871078
Raydium (RAY)	2021-11-13 18:24:17	Staking Reward	0.0121337	0.183485
Solana (SOL)	2021-11-13 18:31:45	Staking Reward	0.0014381	0.449992
Serum (SRM)	2021-11-13 18:33:31	Staking Reward	0.00196319	0.01871078
srm_locked (SRM_LOCKED)	2021-11-13 18:33:31	Staking Reward	0.00196319	0.01871078
Raydium (RAY)	2021-11-13 19:24:48	Staking Reward	0.0121337	0.183485
Solana (SOL)	2021-11-13 19:31:51	Staking Reward	0.0014381	0.449992

DISCLAIMER: Calculated results shown in this report are based on the information you provided at the time of calculation. You should use these results as an estimate and for guidance purposes only. Although we try to ensure the accuracy of these results, errors may occur. Make sure you verify the results. If you have any uncertainty, speak to your tax professional.

Taxable Income Events

Currency	Received	Trade Type	Quantity	Income
Serum (SRM)	2021-11-13 19:33:02	Staking Reward	0.00196319	0.01871078
srm_locked (SRM_LOCKED)	2021-11-13 19:33:02	Staking Reward	0.00196319	0.01871078
Raydium (RAY)	2021-11-13 20:25:03	Staking Reward	0.0121337	0.183485
Solana (SOL)	2021-11-13 20:32:49	Staking Reward	0.0014381	0.449992
Serum (SRM)	2021-11-13 20:33:56	Staking Reward	0.00196319	0.01871078
srm_locked (SRM_LOCKED)	2021-11-13 20:33:56	Staking Reward	0.00196319	0.01871078
Raydium (RAY)	2021-11-13 21:24:18	Staking Reward	0.0121337	0.183485
Solana (SOL)	2021-11-13 21:31:09	Staking Reward	0.0014381	0.449992
Serum (SRM)	2021-11-13 21:32:00	Staking Reward	0.00196319	0.01871078
srm_locked (SRM_LOCKED)	2021-11-13 21:32:00	Staking Reward	0.00196319	0.01871078
Raydium (RAY)	2021-11-13 22:24:10	Staking Reward	0.0121337	0.183485
Solana (SOL)	2021-11-13 22:31:16	Staking Reward	0.0014381	0.449992
Serum (SRM)	2021-11-13 22:32:22	Staking Reward	0.00196319	0.01871078
srm_locked (SRM_LOCKED)	2021-11-13 22:32:22	Staking Reward	0.00196319	0.01871078
Raydium (RAY)	2021-11-13 23:24:14	Staking Reward	0.0121337	0.183485
Solana (SOL)	2021-11-13 23:31:24	Staking Reward	0.0014381	0.449992
Serum (SRM)	2021-11-13 23:32:32	Staking Reward	0.00196319	0.01871078
srm_locked (SRM_LOCKED)	2021-11-13 23:32:32	Staking Reward	0.00196319	0.01871078
Raydium (RAY)	2021-11-14 00:25:53	Staking Reward	0.0121337	0.183485
Solana (SOL)	2021-11-14 00:34:49	Staking Reward	0.0014381	0.449992

DISCLAIMER: Calculated results shown in this report are based on the information you provided at the time of calculation. You should use these results as an estimate and for guidance purposes only. Although we try to ensure the accuracy of these results, errors may occur. Make sure you verify the results. If you have any uncertainty, speak to your tax professional.

Taxable Income Events

Currency	Received	Trade Type	Quantity	Income
Serum (SRM)	2021-11-14 00:35:47	Staking Reward	0.00196319	0.01871078
srm_locked (SRM_LOCKED)	2021-11-14 00:35:47	Staking Reward	0.00196319	0.01871078
Raydium (RAY)	2021-11-14 01:24:09	Staking Reward	0.0121337	0.183485
Solana (SOL)	2021-11-14 01:31:10	Staking Reward	0.0014381	0.449992
Serum (SRM)	2021-11-14 01:31:52	Staking Reward	0.00196319	0.01871078
srm_locked (SRM_LOCKED)	2021-11-14 01:31:52	Staking Reward	0.00196319	0.01871078
Raydium (RAY)	2021-11-14 02:23:58	Staking Reward	0.0121337	0.183485
Solana (SOL)	2021-11-14 02:30:24	Staking Reward	0.0014381	0.449992
Serum (SRM)	2021-11-14 02:31:08	Staking Reward	0.00196319	0.01871078
srm_locked (SRM_LOCKED)	2021-11-14 02:31:08	Staking Reward	0.00196319	0.01871078
Raydium (RAY)	2021-11-14 03:24:59	Staking Reward	0.0121337	0.183485
Solana (SOL)	2021-11-14 03:33:14	Staking Reward	0.0014381	0.449992
Serum (SRM)	2021-11-14 03:33:58	Staking Reward	0.00196319	0.01871078
srm_locked (SRM_LOCKED)	2021-11-14 03:33:58	Staking Reward	0.00196319	0.01871078
Raydium (RAY)	2021-11-14 04:24:32	Staking Reward	0.0121337	0.183485
Solana (SOL)	2021-11-14 04:33:14	Staking Reward	0.0014381	0.449992
Serum (SRM)	2021-11-14 04:34:22	Staking Reward	0.00196319	0.01871078
srm_locked (SRM_LOCKED)	2021-11-14 04:34:22	Staking Reward	0.00196319	0.01871078
Raydium (RAY)	2021-11-14 05:23:51	Staking Reward	0.0121337	0.183485
Solana (SOL)	2021-11-14 05:30:15	Staking Reward	0.0014381	0.449992

DISCLAIMER: Calculated results shown in this report are based on the information you provided at the time of calculation. You should use these results as an estimate and for guidance purposes only. Although we try to ensure the accuracy of these results, errors may occur. Make sure you verify the results. If you have any uncertainty, speak to your tax professional.

Taxable Income Events

Currency	Received	Trade Type	Quantity	Income
Serum (SRM)	2021-11-14 05:31:12	Staking Reward	0.00196319	0.01871078
srm_locked (SRM_LOCKED)	2021-11-14 05:31:12	Staking Reward	0.00196319	0.01871078
Raydium (RAY)	2021-11-14 06:24:16	Staking Reward	0.0121337	0.183485
Solana (SOL)	2021-11-14 06:31:14	Staking Reward	0.0014381	0.449992
Serum (SRM)	2021-11-14 06:32:09	Staking Reward	0.00196319	0.01871078
srm_locked (SRM_LOCKED)	2021-11-14 06:32:09	Staking Reward	0.00196319	0.01871078
Raydium (RAY)	2021-11-14 07:23:26	Staking Reward	0.0121337	0.183485
Solana (SOL)	2021-11-14 07:30:05	Staking Reward	0.0014381	0.449992
Serum (SRM)	2021-11-14 07:31:01	Staking Reward	0.00196319	0.01871078
srm_locked (SRM_LOCKED)	2021-11-14 07:31:01	Staking Reward	0.00196319	0.01871078
Raydium (RAY)	2021-11-14 08:23:55	Staking Reward	0.0121337	0.183485
Solana (SOL)	2021-11-14 08:31:18	Staking Reward	0.0014381	0.449992
Serum (SRM)	2021-11-14 08:32:21	Staking Reward	0.00196319	0.01871078
srm_locked (SRM_LOCKED)	2021-11-14 08:32:21	Staking Reward	0.00196319	0.01871078
Raydium (RAY)	2021-11-14 09:24:17	Staking Reward	0.0121337	0.183485
Solana (SOL)	2021-11-14 09:32:19	Staking Reward	0.0014381	0.449992
Serum (SRM)	2021-11-14 09:33:28	Staking Reward	0.00196319	0.01871078
srm_locked (SRM_LOCKED)	2021-11-14 09:33:28	Staking Reward	0.00196319	0.01871078
Raydium (RAY)	2021-11-14 10:32:49	Staking Reward	0.0121337	0.189279
Solana (SOL)	2021-11-14 10:43:15	Staking Reward	0.0014381	0.473406

DISCLAIMER: Calculated results shown in this report are based on the information you provided at the time of calculation. You should use these results as an estimate and for guidance purposes only. Although we try to ensure the accuracy of these results, errors may occur. Make sure you verify the results. If you have any uncertainty, speak to your tax professional.

Taxable Income Events

Currency	Received	Trade Type	Quantity	Income
Serum (SRM)	2021-11-14 10:43:53	Staking Reward	0.00196319	0.0191631
srm_locked (SRM_LOCKED)	2021-11-14 10:43:53	Staking Reward	0.00196319	0.0191631
Raydium (RAY)	2021-11-14 11:28:54	Staking Reward	0.0121337	0.189279
Solana (SOL)	2021-11-14 11:40:01	Staking Reward	0.0014381	0.473406
Serum (SRM)	2021-11-14 11:41:07	Staking Reward	0.00196319	0.0191631
srm_locked (SRM_LOCKED)	2021-11-14 11:41:07	Staking Reward	0.00196319	0.0191631
Raydium (RAY)	2021-11-14 12:29:21	Staking Reward	0.0121337	0.189279
Solana (SOL)	2021-11-14 12:39:48	Staking Reward	0.0014381	0.473406
Serum (SRM)	2021-11-14 12:40:25	Staking Reward	0.00196319	0.0191631
srm_locked (SRM_LOCKED)	2021-11-14 12:40:25	Staking Reward	0.00196319	0.0191631
Raydium (RAY)	2021-11-14 13:28:56	Staking Reward	0.0121337	0.189279
Solana (SOL)	2021-11-14 13:38:54	Staking Reward	0.0014381	0.473406
Serum (SRM)	2021-11-14 13:39:49	Staking Reward	0.00196319	0.0191631
srm_locked (SRM_LOCKED)	2021-11-14 13:39:49	Staking Reward	0.00196319	0.0191631
Raydium (RAY)	2021-11-14 14:29:29	Staking Reward	0.0121337	0.189279
Solana (SOL)	2021-11-14 14:39:24	Staking Reward	0.0014381	0.473406
Serum (SRM)	2021-11-14 14:40:19	Staking Reward	0.00196319	0.0191631
srm_locked (SRM_LOCKED)	2021-11-14 14:40:19	Staking Reward	0.00196319	0.0191631
Raydium (RAY)	2021-11-14 15:29:56	Staking Reward	0.0121337	0.189279
Solana (SOL)	2021-11-14 15:41:38	Staking Reward	0.0014381	0.473406

DISCLAIMER: Calculated results shown in this report are based on the information you provided at the time of calculation. You should use these results as an estimate and for guidance purposes only. Although we try to ensure the accuracy of these results, errors may occur. Make sure you verify the results. If you have any uncertainty, speak to your tax professional.

Taxable Income Events

Currency	Received	Trade Type	Quantity	Income
Serum (SRM)	2021-11-14 15:42:34	Staking Reward	0.00196319	0.0191631
srm_locked (SRM_LOCKED)	2021-11-14 15:42:34	Staking Reward	0.00196319	0.0191631
Raydium (RAY)	2021-11-14 16:29:22	Staking Reward	0.0121337	0.189279
Solana (SOL)	2021-11-14 16:39:55	Staking Reward	0.0014381	0.473406
Serum (SRM)	2021-11-14 16:40:44	Staking Reward	0.00196319	0.0191631
srm_locked (SRM_LOCKED)	2021-11-14 16:40:44	Staking Reward	0.00196319	0.0191631
Raydium (RAY)	2021-11-14 17:29:36	Staking Reward	0.0121337	0.189279
Solana (SOL)	2021-11-14 17:40:29	Staking Reward	0.0014381	0.473406
Serum (SRM)	2021-11-14 17:41:12	Staking Reward	0.00196319	0.0191631
srm_locked (SRM_LOCKED)	2021-11-14 17:41:12	Staking Reward	0.00196319	0.0191631
Raydium (RAY)	2021-11-14 18:33:02	Staking Reward	0.0121337	0.189279
Solana (SOL)	2021-11-14 18:44:53	Staking Reward	0.0014381	0.473406
Serum (SRM)	2021-11-14 18:45:42	Staking Reward	0.00196319	0.0191631
srm_locked (SRM_LOCKED)	2021-11-14 18:45:42	Staking Reward	0.00196319	0.0191631
Raydium (RAY)	2021-11-14 19:32:28	Staking Reward	0.0121337	0.189279
Solana (SOL)	2021-11-14 19:43:38	Staking Reward	0.0014381	0.473406
Serum (SRM)	2021-11-14 19:44:20	Staking Reward	0.00196319	0.0191631
srm_locked (SRM_LOCKED)	2021-11-14 19:44:20	Staking Reward	0.00196319	0.0191631
Raydium (RAY)	2021-11-14 20:29:43	Staking Reward	0.0121337	0.189279
Solana (SOL)	2021-11-14 20:41:08	Staking Reward	0.0014381	0.473406

DISCLAIMER: Calculated results shown in this report are based on the information you provided at the time of calculation. You should use these results as an estimate and for guidance purposes only. Although we try to ensure the accuracy of these results, errors may occur. Make sure you verify the results. If you have any uncertainty, speak to your tax professional.

Taxable Income Events

Currency	Received	Trade Type	Quantity	Income
Serum (SRM)	2021-11-14 20:41:45	Staking Reward	0.00196319	0.0191631
srm_locked (SRM_LOCKED)	2021-11-14 20:41:45	Staking Reward	0.00196319	0.0191631
Raydium (RAY)	2021-11-14 21:31:26	Staking Reward	0.0121337	0.189279
Solana (SOL)	2021-11-14 21:42:08	Staking Reward	0.0014381	0.473406
Serum (SRM)	2021-11-14 21:42:36	Staking Reward	0.00196319	0.0191631
srm_locked (SRM_LOCKED)	2021-11-14 21:42:36	Staking Reward	0.00196319	0.0191631
Raydium (RAY)	2021-11-14 22:27:36	Staking Reward	0.0121337	0.189279
Solana (SOL)	2021-11-14 22:37:40	Staking Reward	0.0014381	0.473406
Serum (SRM)	2021-11-14 22:38:34	Staking Reward	0.00196319	0.0191631
srm_locked (SRM_LOCKED)	2021-11-14 22:38:34	Staking Reward	0.00196319	0.0191631
Raydium (RAY)	2021-11-14 23:24:51	Staking Reward	0.0121337	0.189279
Solana (SOL)	2021-11-14 23:32:34	Staking Reward	0.0014381	0.473406
Serum (SRM)	2021-11-14 23:33:31	Staking Reward	0.00196319	0.0191631
srm_locked (SRM_LOCKED)	2021-11-14 23:33:31	Staking Reward	0.00196319	0.0191631
Raydium (RAY)	2021-11-15 00:24:50	Staking Reward	0.0121337	0.189279
Solana (SOL)	2021-11-15 00:32:57	Staking Reward	0.0014381	0.473406
Serum (SRM)	2021-11-15 00:33:51	Staking Reward	0.00196319	0.0191631
srm_locked (SRM_LOCKED)	2021-11-15 00:33:51	Staking Reward	0.00196319	0.0191631
Raydium (RAY)	2021-11-15 01:25:33	Staking Reward	0.0121337	0.189279
Solana (SOL)	2021-11-15 01:33:24	Staking Reward	0.0014381	0.473406

DISCLAIMER: Calculated results shown in this report are based on the information you provided at the time of calculation. You should use these results as an estimate and for guidance purposes only. Although we try to ensure the accuracy of these results, errors may occur. Make sure you verify the results. If you have any uncertainty, speak to your tax professional.

Taxable Income Events

Currency	Received	Trade Type	Quantity	Income
Serum (SRM)	2021-11-15 01:34:20	Staking Reward	0.00196319	0.0191631
srm_locked (SRM_LOCKED)	2021-11-15 01:34:20	Staking Reward	0.00196319	0.0191631
Raydium (RAY)	2021-11-15 02:27:25	Staking Reward	0.0121337	0.189279
Solana (SOL)	2021-11-15 02:37:54	Staking Reward	0.0014381	0.473406
Serum (SRM)	2021-11-15 02:38:44	Staking Reward	0.00196319	0.0191631
srm_locked (SRM_LOCKED)	2021-11-15 02:38:44	Staking Reward	0.00196319	0.0191631
Raydium (RAY)	2021-11-15 03:26:43	Staking Reward	0.0121337	0.189279
Solana (SOL)	2021-11-15 03:35:54	Staking Reward	0.0014381	0.473406
Serum (SRM)	2021-11-15 03:36:42	Staking Reward	0.00196319	0.0191631
srm_locked (SRM_LOCKED)	2021-11-15 03:36:42	Staking Reward	0.00196319	0.0191631
Raydium (RAY)	2021-11-15 04:25:51	Staking Reward	0.0121337	0.189279
Solana (SOL)	2021-11-15 04:33:33	Staking Reward	0.0014381	0.473406
Serum (SRM)	2021-11-15 04:34:05	Staking Reward	0.00196319	0.0191631
srm_locked (SRM_LOCKED)	2021-11-15 04:34:05	Staking Reward	0.00196319	0.0191631
Raydium (RAY)	2021-11-15 05:24:30	Staking Reward	0.0121337	0.189279
Solana (SOL)	2021-11-15 05:31:33	Staking Reward	0.0014381	0.473406
Serum (SRM)	2021-11-15 05:32:19	Staking Reward	0.00196319	0.0191631
srm_locked (SRM_LOCKED)	2021-11-15 05:32:19	Staking Reward	0.00196319	0.0191631
Raydium (RAY)	2021-11-15 06:24:37	Staking Reward	0.0121337	0.189279
Solana (SOL)	2021-11-15 06:32:50	Staking Reward	0.0014381	0.473406

DISCLAIMER: Calculated results shown in this report are based on the information you provided at the time of calculation. You should use these results as an estimate and for guidance purposes only. Although we try to ensure the accuracy of these results, errors may occur. Make sure you verify the results. If you have any uncertainty, speak to your tax professional.

Taxable Income Events

Currency	Received	Trade Type	Quantity	Income
Serum (SRM)	2021-11-15 06:33:49	Staking Reward	0.00196319	0.0191631
srm_locked (SRM_LOCKED)	2021-11-15 06:33:49	Staking Reward	0.00196319	0.0191631
Raydium (RAY)	2021-11-15 07:23:33	Staking Reward	0.0121337	0.189279
Solana (SOL)	2021-11-15 07:30:21	Staking Reward	0.0014381	0.473406
Serum (SRM)	2021-11-15 07:31:12	Staking Reward	0.00196319	0.0191631
srm_locked (SRM_LOCKED)	2021-11-15 07:31:12	Staking Reward	0.00196319	0.0191631
Raydium (RAY)	2021-11-15 08:22:39	Staking Reward	0.0121337	0.189279
Solana (SOL)	2021-11-15 08:28:51	Staking Reward	0.0014381	0.473406
Serum (SRM)	2021-11-15 08:29:40	Staking Reward	0.00196319	0.0191631
srm_locked (SRM_LOCKED)	2021-11-15 08:29:40	Staking Reward	0.00196319	0.0191631
Raydium (RAY)	2021-11-15 09:23:49	Staking Reward	0.0121337	0.189279
Solana (SOL)	2021-11-15 09:31:17	Staking Reward	0.0014381	0.473406
Serum (SRM)	2021-11-15 09:32:06	Staking Reward	0.00196319	0.0191631
srm_locked (SRM_LOCKED)	2021-11-15 09:32:06	Staking Reward	0.00196319	0.0191631
Raydium (RAY)	2021-11-15 10:30:06	Staking Reward	0.0121337	0.186261
Solana (SOL)	2021-11-15 10:40:29	Staking Reward	0.0014381	0.468111
Serum (SRM)	2021-11-15 10:40:57	Staking Reward	0.00196319	0.01883531
srm_locked (SRM_LOCKED)	2021-11-15 10:40:57	Staking Reward	0.00196319	0.01883531
Raydium (RAY)	2021-11-15 11:28:13	Staking Reward	0.0121337	0.186261
Solana (SOL)	2021-11-15 11:37:16	Staking Reward	0.0014381	0.468111

DISCLAIMER: Calculated results shown in this report are based on the information you provided at the time of calculation. You should use these results as an estimate and for guidance purposes only. Although we try to ensure the accuracy of these results, errors may occur. Make sure you verify the results. If you have any uncertainty, speak to your tax professional.

Taxable Income Events

Currency	Received	Trade Type	Quantity	Income
Serum (SRM)	2021-11-15 11:37:57	Staking Reward	0.00196319	0.01883531
srm_locked (SRM_LOCKED)	2021-11-15 11:37:57	Staking Reward	0.00196319	0.01883531
Raydium (RAY)	2021-11-15 12:26:45	Staking Reward	0.0121337	0.186261
Solana (SOL)	2021-11-15 12:36:14	Staking Reward	0.0014381	0.468111
srm_locked (SRM_LOCKED)	2021-11-15 12:37:13	Staking Reward	0.00196319	0.01883531
Raydium (RAY)	2021-11-15 13:28:31	Staking Reward	0.0121337	0.186261
Solana (SOL)	2021-11-15 13:39:37	Staking Reward	0.0014381	0.468111
Serum (SRM)	2021-11-15 13:40:55	Staking Reward	0.00196319	0.01883531
srm_locked (SRM_LOCKED)	2021-11-15 13:40:55	Staking Reward	0.00196319	0.01883531
Raydium (RAY)	2021-11-15 14:28:04	Staking Reward	0.0121337	0.186261
Solana (SOL)	2021-11-15 14:37:31	Staking Reward	0.0014381	0.468111
Serum (SRM)	2021-11-15 14:38:19	Staking Reward	0.00196319	0.01883531
srm_locked (SRM_LOCKED)	2021-11-15 14:38:19	Staking Reward	0.00196319	0.01883531
Raydium (RAY)	2021-11-15 15:27:10	Staking Reward	0.0121337	0.186261
Solana (SOL)	2021-11-15 15:35:47	Staking Reward	0.0014381	0.468111
Serum (SRM)	2021-11-15 15:36:36	Staking Reward	0.00196319	0.01883531
srm_locked (SRM_LOCKED)	2021-11-15 15:36:36	Staking Reward	0.00196319	0.01883531
Raydium (RAY)	2021-11-15 16:26:40	Staking Reward	0.0121337	0.186261
Solana (SOL)	2021-11-15 16:36:12	Staking Reward	0.0014381	0.468111
Serum (SRM)	2021-11-15 16:37:30	Staking Reward	0.00196319	0.01883531

DISCLAIMER: Calculated results shown in this report are based on the information you provided at the time of calculation. You should use these results as an estimate and for guidance purposes only. Although we try to ensure the accuracy of these results, errors may occur. Make sure you verify the results. If you have any uncertainty, speak to your tax professional.

Taxable Income Events

Currency	Received	Trade Type	Quantity	Income
srm_locked (SRM_LOCKED)	2021-11-15 16:37:30	Staking Reward	0.00196319	0.01883531
Raydium (RAY)	2021-11-15 17:27:21	Staking Reward	0.0121337	0.186261
Solana (SOL)	2021-11-15 17:37:18	Staking Reward	0.0014381	0.468111
Serum (SRM)	2021-11-15 17:38:15	Staking Reward	0.00196319	0.01883531
srm_locked (SRM_LOCKED)	2021-11-15 17:38:15	Staking Reward	0.00196319	0.01883531
Raydium (RAY)	2021-11-15 18:30:38	Staking Reward	0.0121337	0.186261
Solana (SOL)	2021-11-15 18:40:53	Staking Reward	0.0014381	0.468111
Serum (SRM)	2021-11-15 18:41:32	Staking Reward	0.00196319	0.01883531
srm_locked (SRM_LOCKED)	2021-11-15 18:41:32	Staking Reward	0.00196319	0.01883531
Raydium (RAY)	2021-11-15 19:28:24	Staking Reward	0.0121337	0.186261
Solana (SOL)	2021-11-15 19:37:47	Staking Reward	0.0014381	0.468111
Serum (SRM)	2021-11-15 19:38:45	Staking Reward	0.00196319	0.01883531
srm_locked (SRM_LOCKED)	2021-11-15 19:38:45	Staking Reward	0.00196319	0.01883531
Raydium (RAY)	2021-11-15 20:26:26	Staking Reward	0.0121337	0.186261
Solana (SOL)	2021-11-15 20:35:07	Staking Reward	0.0014381	0.468111
Serum (SRM)	2021-11-15 20:35:45	Staking Reward	0.00196319	0.01883531
srm_locked (SRM_LOCKED)	2021-11-15 20:35:45	Staking Reward	0.00196319	0.01883531
Raydium (RAY)	2021-11-15 21:25:32	Staking Reward	0.0121337	0.186261
Solana (SOL)	2021-11-15 21:34:25	Staking Reward	0.0014381	0.468111
Serum (SRM)	2021-11-15 21:34:50	Staking Reward	0.00196319	0.01883531

DISCLAIMER: Calculated results shown in this report are based on the information you provided at the time of calculation. You should use these results as an estimate and for guidance purposes only. Although we try to ensure the accuracy of these results, errors may occur. Make sure you verify the results. If you have any uncertainty, speak to your tax professional.

Taxable Income Events

Currency	Received	Trade Type	Quantity	Income
srm_locked (SRM_LOCKED)	2021-11-15 21:34:50	Staking Reward	0.00196319	0.01883531
Raydium (RAY)	2021-11-15 22:26:18	Staking Reward	0.0121337	0.186261
Solana (SOL)	2021-11-15 22:34:34	Staking Reward	0.0014381	0.468111
Serum (SRM)	2021-11-15 22:35:22	Staking Reward	0.00196319	0.01883531
srm_locked (SRM_LOCKED)	2021-11-15 22:35:22	Staking Reward	0.00196319	0.01883531
Raydium (RAY)	2021-11-15 23:25:44	Staking Reward	0.0121337	0.186261
Solana (SOL)	2021-11-15 23:33:23	Staking Reward	0.0014381	0.468111
Serum (SRM)	2021-11-15 23:33:56	Staking Reward	0.00196319	0.01883531
srm_locked (SRM_LOCKED)	2021-11-15 23:33:56	Staking Reward	0.00196319	0.01883531
Raydium (RAY)	2021-11-16 00:26:34	Staking Reward	0.0121337	0.186261
Solana (SOL)	2021-11-16 00:34:51	Staking Reward	0.0014381	0.468111
Serum (SRM)	2021-11-16 00:35:37	Staking Reward	0.00196319	0.01883531
srm_locked (SRM_LOCKED)	2021-11-16 00:35:37	Staking Reward	0.00196319	0.01883531
Raydium (RAY)	2021-11-16 01:26:20	Staking Reward	0.0121337	0.186261
Solana (SOL)	2021-11-16 01:34:31	Staking Reward	0.0014381	0.468111
Serum (SRM)	2021-11-16 01:35:12	Staking Reward	0.00196319	0.01883531
srm_locked (SRM_LOCKED)	2021-11-16 01:35:12	Staking Reward	0.00196319	0.01883531
Raydium (RAY)	2021-11-16 02:25:16	Staking Reward	0.0121337	0.186261
Solana (SOL)	2021-11-16 02:35:21	Staking Reward	0.0014381	0.468111
Serum (SRM)	2021-11-16 02:36:23	Staking Reward	0.00196319	0.01883531

DISCLAIMER: Calculated results shown in this report are based on the information you provided at the time of calculation. You should use these results as an estimate and for guidance purposes only. Although we try to ensure the accuracy of these results, errors may occur. Make sure you verify the results. If you have any uncertainty, speak to your tax professional.

Taxable Income Events

Currency	Received	Trade Type	Quantity	Income
srm_locked (SRM_LOCKED)	2021-11-16 02:36:23	Staking Reward	0.00196319	0.01883531
Raydium (RAY)	2021-11-16 03:25:21	Staking Reward	0.0121337	0.186261
Solana (SOL)	2021-11-16 03:35:05	Staking Reward	0.0014381	0.468111
Serum (SRM)	2021-11-16 03:36:09	Staking Reward	0.00196319	0.01883531
srm_locked (SRM_LOCKED)	2021-11-16 03:36:09	Staking Reward	0.00196319	0.01883531
Raydium (RAY)	2021-11-16 04:25:33	Staking Reward	0.0121337	0.186261
Solana (SOL)	2021-11-16 04:33:09	Staking Reward	0.0014381	0.468111
Serum (SRM)	2021-11-16 04:34:02	Staking Reward	0.00196319	0.01883531
srm_locked (SRM_LOCKED)	2021-11-16 04:34:02	Staking Reward	0.00196319	0.01883531
Raydium (RAY)	2021-11-16 05:24:06	Staking Reward	0.0121337	0.186261
Solana (SOL)	2021-11-16 05:31:31	Staking Reward	0.0014381	0.468111
Serum (SRM)	2021-11-16 05:32:37	Staking Reward	0.00196319	0.01883531
srm_locked (SRM_LOCKED)	2021-11-16 05:32:37	Staking Reward	0.00196319	0.01883531
Raydium (RAY)	2021-11-16 06:23:32	Staking Reward	0.0121337	0.186261
Solana (SOL)	2021-11-16 06:30:34	Staking Reward	0.0014381	0.468111
Serum (SRM)	2021-11-16 06:31:36	Staking Reward	0.00196319	0.01883531
srm_locked (SRM_LOCKED)	2021-11-16 06:31:36	Staking Reward	0.00196319	0.01883531
Raydium (RAY)	2021-11-16 07:24:28	Staking Reward	0.0121337	0.186261
Solana (SOL)	2021-11-16 07:33:24	Staking Reward	0.0014381	0.468111
Serum (SRM)	2021-11-16 07:34:11	Staking Reward	0.00196319	0.01883531

DISCLAIMER: Calculated results shown in this report are based on the information you provided at the time of calculation. You should use these results as an estimate and for guidance purposes only. Although we try to ensure the accuracy of these results, errors may occur. Make sure you verify the results. If you have any uncertainty, speak to your tax professional.

Taxable Income Events

Currency	Received	Trade Type	Quantity	Income
srm_locked (SRM_LOCKED)	2021-11-16 07:34:11	Staking Reward	0.00196319	0.01883531
Raydium (RAY)	2021-11-16 08:24:15	Staking Reward	0.0121337	0.186261
Solana (SOL)	2021-11-16 08:30:30	Staking Reward	0.0014381	0.468111
Serum (SRM)	2021-11-16 08:31:12	Staking Reward	0.00196319	0.01883531
srm_locked (SRM_LOCKED)	2021-11-16 08:31:12	Staking Reward	0.00196319	0.01883531
Raydium (RAY)	2021-11-16 09:24:00	Staking Reward	0.0121337	0.186261
Solana (SOL)	2021-11-16 09:32:14	Staking Reward	0.0014381	0.468111
Serum (SRM)	2021-11-16 09:32:38	Staking Reward	0.00196319	0.01883531
srm_locked (SRM_LOCKED)	2021-11-16 09:32:38	Staking Reward	0.00196319	0.01883531
Raydium (RAY)	2021-11-16 10:42:47	Staking Reward	0.0121337	0.183902
Raydium (RAY)	2021-11-16 11:42:51	Staking Reward	0.0121337	0.183902
Solana (SOL)	2021-11-16 12:01:07	Staking Reward	0.0014381	0.466646
Serum (SRM)	2021-11-16 12:03:55	Staking Reward	0.00196319	0.01847747
srm_locked (SRM_LOCKED)	2021-11-16 12:03:55	Staking Reward	0.00196319	0.01847747
Raydium (RAY)	2021-11-16 12:34:24	Staking Reward	0.0121337	0.183902
Solana (SOL)	2021-11-16 12:48:48	Staking Reward	0.0014381	0.466646
Serum (SRM)	2021-11-16 12:51:18	Staking Reward	0.00196319	0.01847747
srm_locked (SRM_LOCKED)	2021-11-16 12:51:18	Staking Reward	0.00196319	0.01847747
Raydium (RAY)	2021-11-16 13:40:50	Staking Reward	0.0121337	0.183902
Solana (SOL)	2021-11-16 13:59:29	Staking Reward	0.0014381	0.466646

DISCLAIMER: Calculated results shown in this report are based on the information you provided at the time of calculation. You should use these results as an estimate and for guidance purposes only. Although we try to ensure the accuracy of these results, errors may occur. Make sure you verify the results. If you have any uncertainty, speak to your tax professional.

Taxable Income Events

Currency	Received	Trade Type	Quantity	Income
Serum (SRM)	2021-11-16 14:03:23	Staking Reward	0.00196319	0.01847747
srm_locked (SRM_LOCKED)	2021-11-16 14:03:23	Staking Reward	0.00196319	0.01847747
Raydium (RAY)	2021-11-16 14:40:34	Staking Reward	0.0121337	0.183902
Solana (SOL)	2021-11-16 14:54:40	Staking Reward	0.0014381	0.466646
Serum (SRM)	2021-11-16 14:56:17	Staking Reward	0.00196319	0.01847747
srm_locked (SRM_LOCKED)	2021-11-16 14:56:17	Staking Reward	0.00196319	0.01847747
Raydium (RAY)	2021-11-16 15:41:45	Staking Reward	0.0121337	0.183902
Solana (SOL)	2021-11-16 15:59:29	Staking Reward	0.0014381	0.466646
Serum (SRM)	2021-11-16 16:02:30	Staking Reward	0.00196319	0.01847747
srm_locked (SRM_LOCKED)	2021-11-16 16:02:30	Staking Reward	0.00196319	0.01847747
Raydium (RAY)	2021-11-16 16:39:10	Staking Reward	0.0121337	0.183902
Solana (SOL)	2021-11-16 16:57:57	Staking Reward	0.0014381	0.466646
Serum (SRM)	2021-11-16 16:59:13	Staking Reward	0.00196319	0.01847747
srm_locked (SRM_LOCKED)	2021-11-16 16:59:13	Staking Reward	0.00196319	0.01847747
Raydium (RAY)	2021-11-16 17:37:58	Staking Reward	0.0121337	0.183902
Solana (SOL)	2021-11-16 17:58:23	Staking Reward	0.0014381	0.466646
Serum (SRM)	2021-11-16 17:59:30	Staking Reward	0.00196319	0.01847747
srm_locked (SRM_LOCKED)	2021-11-16 17:59:30	Staking Reward	0.00196319	0.01847747
Raydium (RAY)	2021-11-16 18:38:07	Staking Reward	0.0121337	0.183902
Solana (SOL)	2021-11-16 18:55:36	Staking Reward	0.0014381	0.466646

DISCLAIMER: Calculated results shown in this report are based on the information you provided at the time of calculation. You should use these results as an estimate and for guidance purposes only. Although we try to ensure the accuracy of these results, errors may occur. Make sure you verify the results. If you have any uncertainty, speak to your tax professional.

Taxable Income Events

Currency	Received	Trade Type	Quantity	Income
Serum (SRM)	2021-11-16 18:56:57	Staking Reward	0.00196319	0.01847747
srm_locked (SRM_LOCKED)	2021-11-16 18:56:57	Staking Reward	0.00196319	0.01847747
Raydium (RAY)	2021-11-16 19:39:38	Staking Reward	0.0121337	0.183902
Raydium (RAY)	2021-11-16 20:50:27	Staking Reward	0.0121337	0.183902
Raydium (RAY)	2021-11-16 21:38:53	Staking Reward	0.0121337	0.183902
Solana (SOL)	2021-11-16 21:54:40	Staking Reward	0.0014381	0.466646
Serum (SRM)	2021-11-16 21:55:20	Staking Reward	0.00196319	0.01847747
srm_locked (SRM_LOCKED)	2021-11-16 21:55:20	Staking Reward	0.00196319	0.01847747
Raydium (RAY)	2021-11-16 22:31:42	Staking Reward	0.0121337	0.183902
Solana (SOL)	2021-11-16 22:42:59	Staking Reward	0.0014381	0.466646
Serum (SRM)	2021-11-16 22:43:48	Staking Reward	0.00196319	0.01847747
srm_locked (SRM_LOCKED)	2021-11-16 22:43:48	Staking Reward	0.00196319	0.01847747
Raydium (RAY)	2021-11-16 23:31:25	Staking Reward	0.0121337	0.183902
Solana (SOL)	2021-11-16 23:43:11	Staking Reward	0.0014381	0.466646
Serum (SRM)	2021-11-16 23:44:11	Staking Reward	0.00196319	0.01847747
srm_locked (SRM_LOCKED)	2021-11-16 23:44:11	Staking Reward	0.00196319	0.01847747
Raydium (RAY)	2021-11-17 00:30:27	Staking Reward	0.0121337	0.183902
Solana (SOL)	2021-11-17 00:42:10	Staking Reward	0.0014381	0.466646
Serum (SRM)	2021-11-17 00:43:07	Staking Reward	0.00196319	0.01847747
srm_locked (SRM_LOCKED)	2021-11-17 00:43:07	Staking Reward	0.00196319	0.01847747

DISCLAIMER: Calculated results shown in this report are based on the information you provided at the time of calculation. You should use these results as an estimate and for guidance purposes only. Although we try to ensure the accuracy of these results, errors may occur. Make sure you verify the results. If you have any uncertainty, speak to your tax professional.

Taxable Income Events

Currency	Received	Trade Type	Quantity	Income
Raydium (RAY)	2021-11-17 01:26:41	Staking Reward	0.0121337	0.183902
Solana (SOL)	2021-11-17 01:35:15	Staking Reward	0.0014381	0.466646
Serum (SRM)	2021-11-17 01:36:31	Staking Reward	0.00196319	0.01847747
srm_locked (SRM_LOCKED)	2021-11-17 01:36:31	Staking Reward	0.00196319	0.01847747
Raydium (RAY)	2021-11-17 02:27:18	Staking Reward	0.0121337	0.183902
Solana (SOL)	2021-11-17 02:35:15	Staking Reward	0.0014381	0.466646
Serum (SRM)	2021-11-17 02:37:31	Staking Reward	0.00196319	0.01847747
srm_locked (SRM_LOCKED)	2021-11-17 02:37:31	Staking Reward	0.00196319	0.01847747
Raydium (RAY)	2021-11-17 03:26:08	Staking Reward	0.0121337	0.183902
Solana (SOL)	2021-11-17 03:34:09	Staking Reward	0.0014381	0.466646
Serum (SRM)	2021-11-17 03:36:48	Staking Reward	0.00196319	0.01847747
srm_locked (SRM_LOCKED)	2021-11-17 03:36:48	Staking Reward	0.00196319	0.01847747
Raydium (RAY)	2021-11-17 04:27:21	Staking Reward	0.0121337	0.183902
Solana (SOL)	2021-11-17 04:36:27	Staking Reward	0.0014381	0.466646
Serum (SRM)	2021-11-17 04:39:27	Staking Reward	0.00196319	0.01847747
srm_locked (SRM_LOCKED)	2021-11-17 04:39:27	Staking Reward	0.00196319	0.01847747
Raydium (RAY)	2021-11-17 05:24:16	Staking Reward	0.0121337	0.183902
Solana (SOL)	2021-11-17 05:30:25	Staking Reward	0.0014381	0.466646
Serum (SRM)	2021-11-17 05:33:04	Staking Reward	0.00196319	0.01847747
srm_locked (SRM_LOCKED)	2021-11-17 05:33:04	Staking Reward	0.00196319	0.01847747

DISCLAIMER: Calculated results shown in this report are based on the information you provided at the time of calculation. You should use these results as an estimate and for guidance purposes only. Although we try to ensure the accuracy of these results, errors may occur. Make sure you verify the results. If you have any uncertainty, speak to your tax professional.

Taxable Income Events

Currency	Received	Trade Type	Quantity	Income
Raydium (RAY)	2021-11-17 06:26:26	Staking Reward	0.0121337	0.183902
Solana (SOL)	2021-11-17 06:35:36	Staking Reward	0.0014381	0.466646
Serum (SRM)	2021-11-17 06:38:26	Staking Reward	0.00196319	0.01847747
srm_locked (SRM_LOCKED)	2021-11-17 06:38:26	Staking Reward	0.00196319	0.01847747
Raydium (RAY)	2021-11-17 07:25:51	Staking Reward	0.0121337	0.183902
Solana (SOL)	2021-11-17 07:33:45	Staking Reward	0.0014381	0.466646
Serum (SRM)	2021-11-17 07:35:49	Staking Reward	0.00196319	0.01847747
srm_locked (SRM_LOCKED)	2021-11-17 07:35:49	Staking Reward	0.00196319	0.01847747
Raydium (RAY)	2021-11-17 08:24:18	Staking Reward	0.0121337	0.183902
Solana (SOL)	2021-11-17 08:32:04	Staking Reward	0.0014381	0.466646
Serum (SRM)	2021-11-17 08:35:10	Staking Reward	0.00196319	0.01847747
srm_locked (SRM_LOCKED)	2021-11-17 08:35:10	Staking Reward	0.00196319	0.01847747
Raydium (RAY)	2021-11-17 09:23:42	Staking Reward	0.0121337	0.183902
Solana (SOL)	2021-11-17 09:30:07	Staking Reward	0.0014381	0.466646
Serum (SRM)	2021-11-17 09:32:48	Staking Reward	0.00196319	0.01847747
srm_locked (SRM_LOCKED)	2021-11-17 09:32:48	Staking Reward	0.00196319	0.01847747
Raydium (RAY)	2021-11-17 10:39:52	Staking Reward	0.0121337	0.170628
Solana (SOL)	2021-11-17 10:57:29	Staking Reward	0.0014381	0.430163
Serum (SRM)	2021-11-17 10:59:17	Staking Reward	0.00196319	0.01692584
srm_locked (SRM_LOCKED)	2021-11-17 10:59:17	Staking Reward	0.00196319	0.01692584

DISCLAIMER: Calculated results shown in this report are based on the information you provided at the time of calculation. You should use these results as an estimate and for guidance purposes only. Although we try to ensure the accuracy of these results, errors may occur. Make sure you verify the results. If you have any uncertainty, speak to your tax professional.

Taxable Income Events

Currency	Received	Trade Type	Quantity	Income
Raydium (RAY)	2021-11-17 11:37:57	Staking Reward	0.0121337	0.170628
Solana (SOL)	2021-11-17 11:51:25	Staking Reward	0.0014381	0.430163
Serum (SRM)	2021-11-17 11:53:12	Staking Reward	0.00196319	0.01692584
srm_locked (SRM_LOCKED)	2021-11-17 11:53:12	Staking Reward	0.00196319	0.01692584
Raydium (RAY)	2021-11-17 12:38:54	Staking Reward	0.0121337	0.170628
Solana (SOL)	2021-11-17 12:56:58	Staking Reward	0.0014381	0.430163
Serum (SRM)	2021-11-17 12:58:39	Staking Reward	0.00196319	0.01692584
srm_locked (SRM_LOCKED)	2021-11-17 12:58:39	Staking Reward	0.00196319	0.01692584
Raydium (RAY)	2021-11-17 13:41:58	Staking Reward	0.0121337	0.170628
Solana (SOL)	2021-11-17 13:58:47	Staking Reward	0.0014381	0.430163
Serum (SRM)	2021-11-17 14:02:40	Staking Reward	0.00196319	0.01692584
srm_locked (SRM_LOCKED)	2021-11-17 14:02:40	Staking Reward	0.00196319	0.01692584
Raydium (RAY)	2021-11-17 14:40:26	Staking Reward	0.0121337	0.170628
Solana (SOL)	2021-11-17 14:57:58	Staking Reward	0.0014381	0.430163
Serum (SRM)	2021-11-17 15:01:54	Staking Reward	0.00196319	0.01692584
srm_locked (SRM_LOCKED)	2021-11-17 15:01:54	Staking Reward	0.00196319	0.01692584
Raydium (RAY)	2021-11-17 15:38:17	Staking Reward	0.0121337	0.170628
Solana (SOL)	2021-11-17 15:51:41	Staking Reward	0.0014381	0.430163
Serum (SRM)	2021-11-17 15:53:28	Staking Reward	0.00196319	0.01692584
srm_locked (SRM_LOCKED)	2021-11-17 15:53:28	Staking Reward	0.00196319	0.01692584

DISCLAIMER: Calculated results shown in this report are based on the information you provided at the time of calculation. You should use these results as an estimate and for guidance purposes only. Although we try to ensure the accuracy of these results, errors may occur. Make sure you verify the results. If you have any uncertainty, speak to your tax professional.

Taxable Income Events

Currency	Received	Trade Type	Quantity	Income
Raydium (RAY)	2021-11-17 16:36:41	Staking Reward	0.0121337	0.170628
Solana (SOL)	2021-11-17 16:49:36	Staking Reward	0.0014381	0.430163
Serum (SRM)	2021-11-17 16:50:52	Staking Reward	0.00196319	0.01692584
srm_locked (SRM_LOCKED)	2021-11-17 16:50:52	Staking Reward	0.00196319	0.01692584
Raydium (RAY)	2021-11-17 17:34:39	Staking Reward	0.0121337	0.172722
Solana (SOL)	2021-11-17 17:49:44	Staking Reward	0.0014381	0.435441
Serum (SRM)	2021-11-17 17:50:54	Staking Reward	0.00196319	0.01713354
srm_locked (SRM_LOCKED)	2021-11-17 17:50:54	Staking Reward	0.00196319	0.01713354
Raydium (RAY)	2021-11-17 18:33:27	Staking Reward	0.0121337	0.172722
Solana (SOL)	2021-11-17 18:45:19	Staking Reward	0.0014381	0.435441
Serum (SRM)	2021-11-17 18:46:50	Staking Reward	0.00196319	0.01713354
srm_locked (SRM_LOCKED)	2021-11-17 18:46:50	Staking Reward	0.00196319	0.01713354
Raydium (RAY)	2021-11-17 19:34:56	Staking Reward	0.0121337	0.172722
Solana (SOL)	2021-11-17 19:48:19	Staking Reward	0.0014381	0.435441
Serum (SRM)	2021-11-17 19:49:59	Staking Reward	0.00196319	0.01713354
srm_locked (SRM_LOCKED)	2021-11-17 19:49:59	Staking Reward	0.00196319	0.01713354
Raydium (RAY)	2021-11-17 20:37:07	Staking Reward	0.0121337	0.172722
Solana (SOL)	2021-11-17 20:54:47	Staking Reward	0.0014381	0.435441
Serum (SRM)	2021-11-17 20:55:58	Staking Reward	0.00196319	0.01713354
srm_locked (SRM_LOCKED)	2021-11-17 20:55:58	Staking Reward	0.00196319	0.01713354

DISCLAIMER: Calculated results shown in this report are based on the information you provided at the time of calculation. You should use these results as an estimate and for guidance purposes only. Although we try to ensure the accuracy of these results, errors may occur. Make sure you verify the results. If you have any uncertainty, speak to your tax professional.

Taxable Income Events

Currency	Received	Trade Type	Quantity	Income
Raydium (RAY)	2021-11-17 21:34:02	Staking Reward	0.0121337	0.172722
Solana (SOL)	2021-11-17 21:45:44	Staking Reward	0.0014381	0.435441
Serum (SRM)	2021-11-17 21:46:56	Staking Reward	0.00196319	0.01713354
srm_locked (SRM_LOCKED)	2021-11-17 21:46:56	Staking Reward	0.00196319	0.01713354
Raydium (RAY)	2021-11-17 22:27:51	Staking Reward	0.0121337	0.172722
Solana (SOL)	2021-11-17 22:37:48	Staking Reward	0.0014381	0.435441
Serum (SRM)	2021-11-17 22:39:43	Staking Reward	0.00196319	0.01713354
srm_locked (SRM_LOCKED)	2021-11-17 22:39:43	Staking Reward	0.00196319	0.01713354
Raydium (RAY)	2021-11-17 23:29:40	Staking Reward	0.0121337	0.172722
Solana (SOL)	2021-11-17 23:39:39	Staking Reward	0.0014381	0.435441
Serum (SRM)	2021-11-17 23:41:00	Staking Reward	0.00196319	0.01713354
srm_locked (SRM_LOCKED)	2021-11-17 23:41:00	Staking Reward	0.00196319	0.01713354
Raydium (RAY)	2021-11-18 00:29:25	Staking Reward	0.0121337	0.172722
Solana (SOL)	2021-11-18 00:40:50	Staking Reward	0.0014381	0.435441
Serum (SRM)	2021-11-18 00:42:24	Staking Reward	0.00196319	0.01713354
srm_locked (SRM_LOCKED)	2021-11-18 00:42:24	Staking Reward	0.00196319	0.01713354
Raydium (RAY)	2021-11-18 01:31:47	Staking Reward	0.0121337	0.172722
Solana (SOL)	2021-11-18 01:43:31	Staking Reward	0.0014381	0.435441
Serum (SRM)	2021-11-18 01:44:47	Staking Reward	0.00196319	0.01713354
srm_locked (SRM_LOCKED)	2021-11-18 01:44:47	Staking Reward	0.00196319	0.01713354

DISCLAIMER: Calculated results shown in this report are based on the information you provided at the time of calculation. You should use these results as an estimate and for guidance purposes only. Although we try to ensure the accuracy of these results, errors may occur. Make sure you verify the results. If you have any uncertainty, speak to your tax professional.

Taxable Income Events

Currency	Received	Trade Type	Quantity	Income
Raydium (RAY)	2021-11-18 02:31:23	Staking Reward	0.0121337	0.172722
Solana (SOL)	2021-11-18 02:42:25	Staking Reward	0.0014381	0.435441
Serum (SRM)	2021-11-18 02:43:29	Staking Reward	0.00196319	0.01713354
srm_locked (SRM_LOCKED)	2021-11-18 02:43:29	Staking Reward	0.00196319	0.01713354
Raydium (RAY)	2021-11-18 03:27:58	Staking Reward	0.0121337	0.172722
Solana (SOL)	2021-11-18 03:37:32	Staking Reward	0.0014381	0.435441
Serum (SRM)	2021-11-18 03:38:40	Staking Reward	0.00196319	0.01713354
srm_locked (SRM_LOCKED)	2021-11-18 03:38:40	Staking Reward	0.00196319	0.01713354
Raydium (RAY)	2021-11-18 04:24:26	Staking Reward	0.0121337	0.172722
Solana (SOL)	2021-11-18 04:32:34	Staking Reward	0.0014381	0.435441
Serum (SRM)	2021-11-18 04:34:16	Staking Reward	0.00196319	0.01713354
srm_locked (SRM_LOCKED)	2021-11-18 04:34:16	Staking Reward	0.00196319	0.01713354
Raydium (RAY)	2021-11-18 05:24:54	Staking Reward	0.0121337	0.172722
Solana (SOL)	2021-11-18 05:33:33	Staking Reward	0.0014381	0.435441
Serum (SRM)	2021-11-18 05:35:30	Staking Reward	0.00196319	0.01713354
srm_locked (SRM_LOCKED)	2021-11-18 05:35:30	Staking Reward	0.00196319	0.01713354
Raydium (RAY)	2021-11-18 06:24:46	Staking Reward	0.0121337	0.172722
Solana (SOL)	2021-11-18 06:32:04	Staking Reward	0.0014381	0.435441
Serum (SRM)	2021-11-18 06:33:58	Staking Reward	0.00196319	0.01713354
srm_locked (SRM_LOCKED)	2021-11-18 06:33:58	Staking Reward	0.00196319	0.01713354

DISCLAIMER: Calculated results shown in this report are based on the information you provided at the time of calculation. You should use these results as an estimate and for guidance purposes only. Although we try to ensure the accuracy of these results, errors may occur. Make sure you verify the results. If you have any uncertainty, speak to your tax professional.

Taxable Income Events

Currency	Received	Trade Type	Quantity	Income
Raydium (RAY)	2021-11-18 07:24:32	Staking Reward	0.0121337	0.172722
Solana (SOL)	2021-11-18 07:32:38	Staking Reward	0.0014381	0.435441
Serum (SRM)	2021-11-18 07:35:36	Staking Reward	0.00196319	0.01713354
srm_locked (SRM_LOCKED)	2021-11-18 07:35:36	Staking Reward	0.00196319	0.01713354
Raydium (RAY)	2021-11-18 08:23:21	Staking Reward	0.0121337	0.172722
Solana (SOL)	2021-11-18 08:30:03	Staking Reward	0.0014381	0.435441
Serum (SRM)	2021-11-18 08:32:41	Staking Reward	0.00196319	0.01713354
srm_locked (SRM_LOCKED)	2021-11-18 08:32:41	Staking Reward	0.00196319	0.01713354
Raydium (RAY)	2021-11-18 09:23:30	Staking Reward	0.0121337	0.172722
Solana (SOL)	2021-11-18 09:30:28	Staking Reward	0.0014381	0.435441
Serum (SRM)	2021-11-18 09:33:31	Staking Reward	0.00196319	0.01713354
srm_locked (SRM_LOCKED)	2021-11-18 09:33:31	Staking Reward	0.00196319	0.01713354
Raydium (RAY)	2021-11-18 10:28:57	Staking Reward	0.0121337	0.17386
Solana (SOL)	2021-11-18 10:39:38	Staking Reward	0.0014381	0.433577
Serum (SRM)	2021-11-18 10:42:13	Staking Reward	0.00196319	0.0170743
srm_locked (SRM_LOCKED)	2021-11-18 10:42:13	Staking Reward	0.00196319	0.0170743
Raydium (RAY)	2021-11-18 11:28:39	Staking Reward	0.0121337	0.17386
Solana (SOL)	2021-11-18 11:40:31	Staking Reward	0.0014381	0.433577
Serum (SRM)	2021-11-18 11:42:37	Staking Reward	0.00196319	0.0170743
srm_locked (SRM_LOCKED)	2021-11-18 11:42:37	Staking Reward	0.00196319	0.0170743

Taxable Income Events

Currency	Received	Trade Type	Quantity	Income
Raydium (RAY)	2021-11-18 12:26:24	Staking Reward	0.0121337	0.17386
Solana (SOL)	2021-11-18 12:35:32	Staking Reward	0.0014381	0.433577
Serum (SRM)	2021-11-18 12:37:56	Staking Reward	0.00196319	0.0170743
srm_locked (SRM_LOCKED)	2021-11-18 12:37:56	Staking Reward	0.00196319	0.0170743
Raydium (RAY)	2021-11-18 13:27:12	Staking Reward	0.0121337	0.17386
Solana (SOL)	2021-11-18 13:37:41	Staking Reward	0.0014381	0.433577
Serum (SRM)	2021-11-18 13:40:04	Staking Reward	0.00196319	0.0170743
srm_locked (SRM_LOCKED)	2021-11-18 13:40:04	Staking Reward	0.00196319	0.0170743
Raydium (RAY)	2021-11-18 14:31:54	Staking Reward	0.0121337	0.17386
Solana (SOL)	2021-11-18 14:46:37	Staking Reward	0.0014381	0.433577
Serum (SRM)	2021-11-18 14:48:44	Staking Reward	0.00196319	0.0170743
srm_locked (SRM_LOCKED)	2021-11-18 14:48:44	Staking Reward	0.00196319	0.0170743
Raydium (RAY)	2021-11-18 15:31:30	Staking Reward	0.0121337	0.17386
Solana (SOL)	2021-11-18 15:41:49	Staking Reward	0.0014381	0.433577
Serum (SRM)	2021-11-18 15:44:01	Staking Reward	0.00196319	0.0170743
srm_locked (SRM_LOCKED)	2021-11-18 15:44:01	Staking Reward	0.00196319	0.0170743
Raydium (RAY)	2021-11-18 16:29:49	Staking Reward	0.0121337	0.17386
Solana (SOL)	2021-11-18 16:40:33	Staking Reward	0.0014381	0.433577
Serum (SRM)	2021-11-18 16:42:12	Staking Reward	0.00196319	0.0170743
srm_locked (SRM_LOCKED)	2021-11-18 16:42:12	Staking Reward	0.00196319	0.0170743

DISCLAIMER: Calculated results shown in this report are based on the information you provided at the time of calculation. You should use these results as an estimate and for guidance purposes only. Although we try to ensure the accuracy of these results, errors may occur. Make sure you verify the results. If you have any uncertainty, speak to your tax professional.

Taxable Income Events

Currency	Received	Trade Type	Quantity	Income
Raydium (RAY)	2021-11-18 17:29:43	Staking Reward	0.0121337	0.17386
Solana (SOL)	2021-11-18 17:42:10	Staking Reward	0.0014381	0.433577
Serum (SRM)	2021-11-18 17:44:06	Staking Reward	0.00196319	0.0170743
srm_locked (SRM_LOCKED)	2021-11-18 17:44:06	Staking Reward	0.00196319	0.0170743
Raydium (RAY)	2021-11-18 18:29:10	Staking Reward	0.0121337	0.17386
Solana (SOL)	2021-11-18 18:39:33	Staking Reward	0.0014381	0.433577
Serum (SRM)	2021-11-18 18:41:06	Staking Reward	0.00196319	0.0170743
srm_locked (SRM_LOCKED)	2021-11-18 18:41:06	Staking Reward	0.00196319	0.0170743
Raydium (RAY)	2021-11-18 19:32:37	Staking Reward	0.0121337	0.17386
Solana (SOL)	2021-11-18 19:47:15	Staking Reward	0.0014381	0.433577
Serum (SRM)	2021-11-18 19:48:28	Staking Reward	0.00196319	0.0170743
srm_locked (SRM_LOCKED)	2021-11-18 19:48:28	Staking Reward	0.00196319	0.0170743
Raydium (RAY)	2021-11-18 20:35:00	Staking Reward	0.0121337	0.17386
Solana (SOL)	2021-11-18 20:47:08	Staking Reward	0.0014381	0.433577
Serum (SRM)	2021-11-18 20:48:25	Staking Reward	0.00196319	0.0170743
srm_locked (SRM_LOCKED)	2021-11-18 20:48:25	Staking Reward	0.00196319	0.0170743
Raydium (RAY)	2021-11-18 21:28:41	Staking Reward	0.0121337	0.17386
Solana (SOL)	2021-11-18 21:38:36	Staking Reward	0.0014381	0.433577
Serum (SRM)	2021-11-18 21:40:07	Staking Reward	0.00196319	0.0170743
srm_locked (SRM_LOCKED)	2021-11-18 21:40:07	Staking Reward	0.00196319	0.0170743

Taxable Income Events

Currency	Received	Trade Type	Quantity	Income
Raydium (RAY)	2021-11-18 22:31:00	Staking Reward	0.0121337	0.17386
Solana (SOL)	2021-11-18 22:42:39	Staking Reward	0.0014381	0.433577
Serum (SRM)	2021-11-18 22:44:07	Staking Reward	0.00196319	0.0170743
srm_locked (SRM_LOCKED)	2021-11-18 22:44:07	Staking Reward	0.00196319	0.0170743
Raydium (RAY)	2021-11-18 23:42:16	Staking Reward	0.0121337	0.17386
Solana (SOL)	2021-11-19 00:02:09	Staking Reward	0.0014381	0.433577
Serum (SRM)	2021-11-19 00:06:53	Staking Reward	0.00196319	0.0170743
srm_locked (SRM_LOCKED)	2021-11-19 00:06:53	Staking Reward	0.00196319	0.0170743
Raydium (RAY)	2021-11-19 00:37:15	Staking Reward	0.0121337	0.17386
Solana (SOL)	2021-11-19 00:49:45	Staking Reward	0.0014381	0.433577
Serum (SRM)	2021-11-19 00:51:08	Staking Reward	0.00196319	0.0170743
srm_locked (SRM_LOCKED)	2021-11-19 00:51:08	Staking Reward	0.00196319	0.01525082
Raydium (RAY)	2021-11-19 01:45:00	Staking Reward	0.0121337	0.17386
Raydium (RAY)	2021-11-19 02:43:29	Staking Reward	0.0121337	0.17386
Raydium (RAY)	2021-11-19 03:43:38	Staking Reward	0.0121337	0.17386
Solana (SOL)	2021-11-19 04:03:47	Staking Reward	0.0014381	0.433577
Serum (SRM)	2021-11-19 04:06:57	Staking Reward	0.00196319	0.01525082
srm_locked (SRM_LOCKED)	2021-11-19 04:06:57	Staking Reward	0.00196319	0.01525082
Raydium (RAY)	2021-11-19 04:33:42	Staking Reward	0.0121337	0.17386
Solana (SOL)	2021-11-19 04:43:50	Staking Reward	0.0014381	0.433577

Taxable Income Events

Currency	Received	Trade Type	Quantity	Income
Serum (SRM)	2021-11-19 04:45:01	Staking Reward	0.00196319	0.01525082
srm_locked (SRM_LOCKED)	2021-11-19 04:45:01	Staking Reward	0.00196319	0.01525082
Raydium (RAY)	2021-11-19 05:29:44	Staking Reward	0.0121337	0.17386
Solana (SOL)	2021-11-19 05:39:08	Staking Reward	0.0014381	0.433577
Serum (SRM)	2021-11-19 05:40:59	Staking Reward	0.00196319	0.01525082
srm_locked (SRM_LOCKED)	2021-11-19 05:40:59	Staking Reward	0.00196319	0.01525082
Raydium (RAY)	2021-11-19 06:27:35	Staking Reward	0.0121337	0.17386
Solana (SOL)	2021-11-19 06:35:02	Staking Reward	0.0014381	0.433577
Serum (SRM)	2021-11-19 06:36:39	Staking Reward	0.00196319	0.01525082
srm_locked (SRM_LOCKED)	2021-11-19 06:36:39	Staking Reward	0.00196319	0.01525082
Raydium (RAY)	2021-11-19 07:24:44	Staking Reward	0.0121337	0.17386
Solana (SOL)	2021-11-19 07:31:05	Staking Reward	0.0014381	0.433577
Serum (SRM)	2021-11-19 07:33:03	Staking Reward	0.00196319	0.01525082
srm_locked (SRM_LOCKED)	2021-11-19 07:33:03	Staking Reward	0.00196319	0.01525082
Raydium (RAY)	2021-11-19 08:27:58	Staking Reward	0.0121337	0.17386
Solana (SOL)	2021-11-19 08:34:49	Staking Reward	0.0014381	0.433577
Serum (SRM)	2021-11-19 08:36:38	Staking Reward	0.00196319	0.01525082
srm_locked (SRM_LOCKED)	2021-11-19 08:36:38	Staking Reward	0.00196319	0.01525082
Raydium (RAY)	2021-11-19 09:31:13	Staking Reward	0.0121337	0.17386
Solana (SOL)	2021-11-19 09:41:12	Staking Reward	0.0014381	0.433577

Taxable Income Events

Currency	Received	Trade Type	Quantity	Income
Serum (SRM)	2021-11-19 09:43:11	Staking Reward	0.00196319	0.01525082
srm_locked (SRM_LOCKED)	2021-11-19 09:43:11	Staking Reward	0.00196319	0.01525082
Raydium (RAY)	2021-11-19 10:40:49	Staking Reward	0.0121337	0.157507
Solana (SOL)	2021-11-19 10:56:12	Staking Reward	0.0014381	0.386664
Serum (SRM)	2021-11-19 10:57:26	Staking Reward	0.00196319	0.01525082
srm_locked (SRM_LOCKED)	2021-11-19 10:57:26	Staking Reward	0.00196319	0.01525082
Raydium (RAY)	2021-11-19 11:38:36	Staking Reward	0.0121337	0.157507
Solana (SOL)	2021-11-19 11:54:39	Staking Reward	0.0014381	0.386664
Serum (SRM)	2021-11-19 11:56:30	Staking Reward	0.00196319	0.01525082
srm_locked (SRM_LOCKED)	2021-11-19 11:56:30	Staking Reward	0.00196319	0.01525082
Raydium (RAY)	2021-11-19 12:39:16	Staking Reward	0.0121337	0.157507
Solana (SOL)	2021-11-19 13:10:18	Staking Reward	0.0014381	0.386664
Serum (SRM)	2021-11-19 13:12:11	Staking Reward	0.00196319	0.01525082
srm_locked (SRM_LOCKED)	2021-11-19 13:12:11	Staking Reward	0.00196319	0.01525082
Raydium (RAY)	2021-11-19 13:40:58	Staking Reward	0.0121337	0.157507
Solana (SOL)	2021-11-19 14:07:07	Staking Reward	0.0014381	0.386664
Serum (SRM)	2021-11-19 14:09:11	Staking Reward	0.00196319	0.01525082
srm_locked (SRM_LOCKED)	2021-11-19 14:09:11	Staking Reward	0.00196319	0.01525082
Raydium (RAY)	2021-11-19 14:39:09	Staking Reward	0.0121337	0.157507
Solana (SOL)	2021-11-19 14:55:32	Staking Reward	0.0014381	0.386664

DISCLAIMER: Calculated results shown in this report are based on the information you provided at the time of calculation. You should use these results as an estimate and for guidance purposes only. Although we try to ensure the accuracy of these results, errors may occur. Make sure you verify the results. If you have any uncertainty, speak to your tax professional.

Taxable Income Events

Currency	Received	Trade Type	Quantity	Income
Raydium (RAY)	2021-11-19 15:38:30	Staking Reward	0.0121337	0.157507
Solana (SOL)	2021-11-19 15:52:22	Staking Reward	0.0014381	0.386664
Raydium (RAY)	2021-11-19 16:36:05	Staking Reward	0.0121337	0.157507
Solana (SOL)	2021-11-19 16:49:21	Staking Reward	0.0014381	0.386664
Raydium (RAY)	2021-11-19 17:37:05	Staking Reward	0.0121337	0.157507
Solana (SOL)	2021-11-19 17:51:19	Staking Reward	0.0014381	0.386664
Raydium (RAY)	2021-11-19 18:38:03	Staking Reward	0.0121337	0.157507
Solana (SOL)	2021-11-19 18:49:18	Staking Reward	0.0014381	0.386664
Raydium (RAY)	2021-11-19 19:32:31	Staking Reward	0.0121337	0.157507
Solana (SOL)	2021-11-19 19:44:29	Staking Reward	0.0014381	0.386664
Raydium (RAY)	2021-11-19 20:33:49	Staking Reward	0.0121337	0.157507
Solana (SOL)	2021-11-19 20:44:44	Staking Reward	0.0014381	0.386664
Raydium (RAY)	2021-11-19 21:34:52	Staking Reward	0.0121337	0.157507
Solana (SOL)	2021-11-19 21:47:04	Staking Reward	0.0014381	0.386664
Raydium (RAY)	2021-11-19 22:33:26	Staking Reward	0.0121337	0.157507
Solana (SOL)	2021-11-19 22:44:05	Staking Reward	0.0014381	0.386664
Raydium (RAY)	2021-11-19 23:37:09	Staking Reward	0.0121337	0.157507
Solana (SOL)	2021-11-19 23:53:24	Staking Reward	0.0014381	0.386664
Raydium (RAY)	2021-11-20 00:35:27	Staking Reward	0.0121337	0.157507
Solana (SOL)	2021-11-20 00:48:04	Staking Reward	0.0014381	0.386664

DISCLAIMER: Calculated results shown in this report are based on the information you provided at the time of calculation. You should use these results as an estimate and for guidance purposes only. Although we try to ensure the accuracy of these results, errors may occur. Make sure you verify the results. If you have any uncertainty, speak to your tax professional.

Taxable Income Events

Currency	Received	Trade Type	Quantity	Income
Raydium (RAY)	2021-11-20 01:31:09	Staking Reward	0.0121337	0.157507
Solana (SOL)	2021-11-20 01:41:02	Staking Reward	0.0014381	0.386664
Raydium (RAY)	2021-11-20 02:31:22	Staking Reward	0.0121337	0.157507
Solana (SOL)	2021-11-20 02:41:08	Staking Reward	0.0014381	0.386664
Raydium (RAY)	2021-11-20 03:31:19	Staking Reward	0.0121337	0.157507
Solana (SOL)	2021-11-20 03:40:48	Staking Reward	0.0014381	0.386664
Raydium (RAY)	2021-11-20 04:29:25	Staking Reward	0.0121337	0.157507
Solana (SOL)	2021-11-20 04:38:25	Staking Reward	0.0014381	0.386664
Raydium (RAY)	2021-11-20 05:26:18	Staking Reward	0.0121337	0.157507
Solana (SOL)	2021-11-20 05:34:46	Staking Reward	0.0014381	0.386664
Raydium (RAY)	2021-11-20 06:24:57	Staking Reward	0.0121337	0.157507
Solana (SOL)	2021-11-20 06:32:18	Staking Reward	0.0014381	0.386664
Raydium (RAY)	2021-11-20 07:24:25	Staking Reward	0.0121337	0.157507
Solana (SOL)	2021-11-20 07:31:39	Staking Reward	0.0014381	0.386664
Raydium (RAY)	2021-11-20 08:24:13	Staking Reward	0.0121337	0.157507
Solana (SOL)	2021-11-20 08:31:20	Staking Reward	0.0014381	0.386664
Raydium (RAY)	2021-11-20 09:24:30	Staking Reward	0.0121337	0.157507
Solana (SOL)	2021-11-20 09:32:20	Staking Reward	0.0014381	0.386664
Raydium (RAY)	2021-11-20 10:32:29	Staking Reward	0.0121337	0.16974
Solana (SOL)	2021-11-20 10:44:06	Staking Reward	0.0014381	0.428844

DISCLAIMER: Calculated results shown in this report are based on the information you provided at the time of calculation. You should use these results as an estimate and for guidance purposes only. Although we try to ensure the accuracy of these results, errors may occur. Make sure you verify the results. If you have any uncertainty, speak to your tax professional.

Taxable Income Events

Currency	Received	Trade Type	Quantity	Income
Raydium (RAY)	2021-11-20 11:30:19	Staking Reward	0.0121337	0.16974
Solana (SOL)	2021-11-20 11:39:58	Staking Reward	0.0014381	0.428844
Raydium (RAY)	2021-11-20 12:28:06	Staking Reward	0.0121337	0.16974
Solana (SOL)	2021-11-20 12:36:52	Staking Reward	0.0014381	0.428844
Raydium (RAY)	2021-11-20 13:28:10	Staking Reward	0.0121337	0.16974
Solana (SOL)	2021-11-20 13:37:13	Staking Reward	0.0014381	0.428844
Raydium (RAY)	2021-11-20 14:26:59	Staking Reward	0.0121337	0.16974
Solana (SOL)	2021-11-20 14:36:02	Staking Reward	0.0014381	0.428844
Raydium (RAY)	2021-11-20 15:28:36	Staking Reward	0.0121337	0.16974
Solana (SOL)	2021-11-20 15:36:34	Staking Reward	0.0014381	0.428844
Raydium (RAY)	2021-11-20 16:27:49	Staking Reward	0.0121337	0.16974
Solana (SOL)	2021-11-20 16:36:29	Staking Reward	0.0014381	0.428844
Raydium (RAY)	2021-11-20 17:27:01	Staking Reward	0.0121337	0.16974
Solana (SOL)	2021-11-20 17:35:00	Staking Reward	0.0014381	0.428844
Raydium (RAY)	2021-11-20 18:27:41	Staking Reward	0.0121337	0.16974
Solana (SOL)	2021-11-20 18:36:12	Staking Reward	0.0014381	0.428844
Raydium (RAY)	2021-11-20 19:27:03	Staking Reward	0.0121337	0.16974
Solana (SOL)	2021-11-20 19:35:40	Staking Reward	0.0014381	0.428844
Raydium (RAY)	2021-11-20 20:28:11	Staking Reward	0.0121337	0.16974
Solana (SOL)	2021-11-20 20:36:47	Staking Reward	0.0014381	0.428844

DISCLAIMER: Calculated results shown in this report are based on the information you provided at the time of calculation. You should use these results as an estimate and for guidance purposes only. Although we try to ensure the accuracy of these results, errors may occur. Make sure you verify the results. If you have any uncertainty, speak to your tax professional.

Taxable Income Events

Currency	Received	Trade Type	Quantity	Income
Raydium (RAY)	2021-11-20 21:28:02	Staking Reward	0.0121337	0.16974
Solana (SOL)	2021-11-20 21:36:37	Staking Reward	0.0014381	0.428844
Raydium (RAY)	2021-11-20 22:28:04	Staking Reward	0.0121337	0.16974
Solana (SOL)	2021-11-20 22:37:05	Staking Reward	0.0014381	0.428844
Raydium (RAY)	2021-11-20 23:30:10	Staking Reward	0.0121337	0.16974
Solana (SOL)	2021-11-20 23:40:06	Staking Reward	0.0014381	0.428844
Raydium (RAY)	2021-11-21 00:31:37	Staking Reward	0.0121337	0.16974
Solana (SOL)	2021-11-21 00:41:08	Staking Reward	0.0014381	0.428844
Raydium (RAY)	2021-11-21 01:31:48	Staking Reward	0.0121337	0.16974
Solana (SOL)	2021-11-21 01:42:41	Staking Reward	0.0014381	0.428844
Raydium (RAY)	2021-11-21 02:33:49	Staking Reward	0.0121337	0.16974
Solana (SOL)	2021-11-21 02:44:14	Staking Reward	0.0014381	0.428844
Raydium (RAY)	2021-11-21 03:29:59	Staking Reward	0.0121337	0.16974
Solana (SOL)	2021-11-21 03:40:40	Staking Reward	0.0014381	0.428844
Raydium (RAY)	2021-11-21 04:31:15	Staking Reward	0.0121337	0.16974
Solana (SOL)	2021-11-21 04:42:17	Staking Reward	0.0014381	0.428844
Raydium (RAY)	2021-11-21 05:26:28	Staking Reward	0.0121337	0.16974
Solana (SOL)	2021-11-21 05:34:58	Staking Reward	0.0014381	0.428844
Raydium (RAY)	2021-11-21 06:24:39	Staking Reward	0.0121337	0.16974
Solana (SOL)	2021-11-21 06:32:34	Staking Reward	0.0014381	0.428844

DISCLAIMER: Calculated results shown in this report are based on the information you provided at the time of calculation. You should use these results as an estimate and for guidance purposes only. Although we try to ensure the accuracy of these results, errors may occur. Make sure you verify the results. If you have any uncertainty, speak to your tax professional.

Taxable Income Events

Currency	Received	Trade Type	Quantity	Income
Raydium (RAY)	2021-11-21 07:23:04	Staking Reward	0.0121337	0.16974
Solana (SOL)	2021-11-21 07:29:15	Staking Reward	0.0014381	0.428844
Raydium (RAY)	2021-11-21 08:23:29	Staking Reward	0.0121337	0.16974
Solana (SOL)	2021-11-21 08:29:45	Staking Reward	0.0014381	0.428844
Raydium (RAY)	2021-11-21 09:24:18	Staking Reward	0.0121337	0.16974
Solana (SOL)	2021-11-21 09:31:53	Staking Reward	0.0014381	0.428844
Raydium (RAY)	2021-11-21 10:28:56	Staking Reward	0.0121337	0.173359
Solana (SOL)	2021-11-21 10:39:11	Staking Reward	0.0014381	0.4338
Raydium (RAY)	2021-11-21 11:29:57	Staking Reward	0.0121337	0.173359
Solana (SOL)	2021-11-21 11:40:06	Staking Reward	0.0014381	0.4338
Raydium (RAY)	2021-11-21 12:31:11	Staking Reward	0.0121337	0.173359
Solana (SOL)	2021-11-21 12:44:10	Staking Reward	0.0014381	0.4338
Raydium (RAY)	2021-11-21 13:30:33	Staking Reward	0.0121337	0.173359
Solana (SOL)	2021-11-21 13:39:58	Staking Reward	0.0014381	0.4338
Raydium (RAY)	2021-11-21 14:28:43	Staking Reward	0.0121337	0.173359
Solana (SOL)	2021-11-21 14:38:20	Staking Reward	0.0014381	0.4338
Raydium (RAY)	2021-11-21 15:28:01	Staking Reward	0.0121337	0.173359
Solana (SOL)	2021-11-21 15:36:50	Staking Reward	0.0014381	0.4338
Raydium (RAY)	2021-11-21 16:27:32	Staking Reward	0.0121337	0.173359
Solana (SOL)	2021-11-21 16:36:20	Staking Reward	0.0014381	0.4338

DISCLAIMER: Calculated results shown in this report are based on the information you provided at the time of calculation. You should use these results as an estimate and for guidance purposes only. Although we try to ensure the accuracy of these results, errors may occur. Make sure you verify the results. If you have any uncertainty, speak to your tax professional.

Taxable Income Events

Currency	Received	Trade Type	Quantity	Income
Raydium (RAY)	2021-11-21 17:28:06	Staking Reward	0.0121337	0.173359
Solana (SOL)	2021-11-21 17:36:42	Staking Reward	0.0014381	0.4338
Raydium (RAY)	2021-11-21 18:29:36	Staking Reward	0.0121337	0.173359
Solana (SOL)	2021-11-21 18:39:48	Staking Reward	0.0014381	0.4338
Raydium (RAY)	2021-11-21 19:29:58	Staking Reward	0.0121337	0.173359
Solana (SOL)	2021-11-21 19:39:59	Staking Reward	0.0014381	0.4338
Raydium (RAY)	2021-11-21 20:29:33	Staking Reward	0.0121337	0.173359
Solana (SOL)	2021-11-21 20:40:19	Staking Reward	0.0014381	0.4338
Raydium (RAY)	2021-11-21 21:31:57	Staking Reward	0.0121337	0.173359
Solana (SOL)	2021-11-21 21:42:56	Staking Reward	0.0014381	0.4338
Raydium (RAY)	2021-11-21 22:29:57	Staking Reward	0.0121337	0.173359
Solana (SOL)	2021-11-21 22:39:50	Staking Reward	0.0014381	0.4338
Raydium (RAY)	2021-11-21 23:32:28	Staking Reward	0.0121337	0.173359
Solana (SOL)	2021-11-21 23:44:59	Staking Reward	0.0014381	0.4338
Raydium (RAY)	2021-11-22 00:33:22	Staking Reward	0.0121337	0.173359
Solana (SOL)	2021-11-22 00:46:04	Staking Reward	0.0014381	0.4338
Raydium (RAY)	2021-11-22 01:30:39	Staking Reward	0.0121337	0.173359
Solana (SOL)	2021-11-22 01:41:25	Staking Reward	0.0014381	0.4338
Raydium (RAY)	2021-11-22 02:29:55	Staking Reward	0.0121337	0.173359
Solana (SOL)	2021-11-22 02:40:02	Staking Reward	0.0014381	0.4338

DISCLAIMER: Calculated results shown in this report are based on the information you provided at the time of calculation. You should use these results as an estimate and for guidance purposes only. Although we try to ensure the accuracy of these results, errors may occur. Make sure you verify the results. If you have any uncertainty, speak to your tax professional.

Taxable Income Events

Currency	Received	Trade Type	Quantity	Income
Raydium (RAY)	2021-11-22 03:28:39	Staking Reward	0.0121337	0.173359
Solana (SOL)	2021-11-22 03:39:04	Staking Reward	0.0014381	0.4338
Raydium (RAY)	2021-11-22 04:26:40	Staking Reward	0.0121337	0.173359
Solana (SOL)	2021-11-22 04:36:46	Staking Reward	0.0014381	0.4338
Raydium (RAY)	2021-11-22 05:26:50	Staking Reward	0.0121337	0.173359
Solana (SOL)	2021-11-22 05:35:35	Staking Reward	0.0014381	0.4338
Raydium (RAY)	2021-11-22 06:24:59	Staking Reward	0.0121337	0.173359
Solana (SOL)	2021-11-22 06:32:45	Staking Reward	0.0014381	0.4338
Raydium (RAY)	2021-11-22 07:24:27	Staking Reward	0.0121337	0.173359
Solana (SOL)	2021-11-22 07:32:20	Staking Reward	0.0014381	0.4338
Raydium (RAY)	2021-11-22 08:25:08	Staking Reward	0.0121337	0.173359
Solana (SOL)	2021-11-22 08:33:15	Staking Reward	0.0014381	0.4338
Raydium (RAY)	2021-11-22 09:26:04	Staking Reward	0.0121337	0.173359
Solana (SOL)	2021-11-22 09:34:37	Staking Reward	0.0014381	0.4338
Raydium (RAY)	2021-11-22 10:40:01	Staking Reward	0.0121337	0.175605
Solana (SOL)	2021-11-22 10:58:26	Staking Reward	0.0014381	0.462004
Raydium (RAY)	2021-11-22 11:40:27	Staking Reward	0.0121337	0.175605
Solana (SOL)	2021-11-22 11:56:07	Staking Reward	0.0014381	0.462004
Raydium (RAY)	2021-11-22 12:40:14	Staking Reward	0.0121337	0.175605
Solana (SOL)	2021-11-22 12:55:47	Staking Reward	0.0014381	0.462004

DISCLAIMER: Calculated results shown in this report are based on the information you provided at the time of calculation. You should use these results as an estimate and for guidance purposes only. Although we try to ensure the accuracy of these results, errors may occur. Make sure you verify the results. If you have any uncertainty, speak to your tax professional.

Taxable Income Events

Currency	Received	Trade Type	Quantity	Income
Raydium (RAY)	2021-11-22 13:38:47	Staking Reward	0.0121337	0.175605
Solana (SOL)	2021-11-22 13:55:34	Staking Reward	0.0014381	0.462004
Raydium (RAY)	2021-11-22 14:37:19	Staking Reward	0.0121337	0.175605
Solana (SOL)	2021-11-22 14:53:09	Staking Reward	0.0014381	0.462004
Raydium (RAY)	2021-11-22 15:38:47	Staking Reward	0.0121337	0.175605
Solana (SOL)	2021-11-22 15:55:53	Staking Reward	0.0014381	0.462004
Raydium (RAY)	2021-11-22 16:38:09	Staking Reward	0.0121337	0.175605
Solana (SOL)	2021-11-22 16:54:15	Staking Reward	0.0014381	0.462004
Raydium (RAY)	2021-11-22 17:36:08	Staking Reward	0.0121337	0.175605
Solana (SOL)	2021-11-22 17:51:13	Staking Reward	0.0014381	0.462004
Raydium (RAY)	2021-11-22 18:36:26	Staking Reward	0.0121337	0.175605
Solana (SOL)	2021-11-22 18:50:35	Staking Reward	0.0014381	0.462004
Raydium (RAY)	2021-11-22 19:35:25	Staking Reward	0.0121337	0.175605
Solana (SOL)	2021-11-22 19:50:16	Staking Reward	0.0014381	0.462004
Raydium (RAY)	2021-11-22 20:36:04	Staking Reward	0.0121337	0.175605
Solana (SOL)	2021-11-22 20:50:42	Staking Reward	0.0014381	0.462004
Raydium (RAY)	2021-11-22 21:35:49	Staking Reward	0.0121337	0.175605
Solana (SOL)	2021-11-22 21:50:52	Staking Reward	0.0014381	0.462004
Raydium (RAY)	2021-11-22 22:37:08	Staking Reward	0.0121337	0.175605
Solana (SOL)	2021-11-22 22:54:14	Staking Reward	0.0014381	0.462004

DISCLAIMER: Calculated results shown in this report are based on the information you provided at the time of calculation. You should use these results as an estimate and for guidance purposes only. Although we try to ensure the accuracy of these results, errors may occur. Make sure you verify the results. If you have any uncertainty, speak to your tax professional.

Taxable Income Events

Currency	Received	Trade Type	Quantity	Income
Raydium (RAY)	2021-11-22 23:45:30	Staking Reward	0.0121337	0.175605
Raydium (RAY)	2021-11-23 00:41:14	Staking Reward	0.0121337	0.175605
Solana (SOL)	2021-11-23 00:57:34	Staking Reward	0.0014381	0.462004
Raydium (RAY)	2021-11-23 01:35:51	Staking Reward	0.0121337	0.175605
Solana (SOL)	2021-11-23 01:51:47	Staking Reward	0.0014381	0.462004
Raydium (RAY)	2021-11-23 02:36:11	Staking Reward	0.0121337	0.175605
Solana (SOL)	2021-11-23 02:51:58	Staking Reward	0.0014381	0.462004
Raydium (RAY)	2021-11-23 03:37:13	Staking Reward	0.0121337	0.175605
Solana (SOL)	2021-11-23 03:53:50	Staking Reward	0.0014381	0.462004
Raydium (RAY)	2021-11-23 04:32:51	Staking Reward	0.0121337	0.175605
Solana (SOL)	2021-11-23 04:50:32	Staking Reward	0.0014381	0.462004
Raydium (RAY)	2021-11-23 05:39:37	Staking Reward	0.0121337	0.175605
Solana (SOL)	2021-11-23 05:59:54	Staking Reward	0.0014381	0.462004
Raydium (RAY)	2021-11-23 06:32:38	Staking Reward	0.0121337	0.175605
Solana (SOL)	2021-11-23 06:43:46	Staking Reward	0.0014381	0.462004
Raydium (RAY)	2021-11-23 07:30:45	Staking Reward	0.0121337	0.175605
Solana (SOL)	2021-11-23 07:43:51	Staking Reward	0.0014381	0.462004
Raydium (RAY)	2021-11-23 08:33:02	Staking Reward	0.0121337	0.175605
Solana (SOL)	2021-11-23 08:42:39	Staking Reward	0.0014381	0.462004
Raydium (RAY)	2021-11-23 09:27:47	Staking Reward	0.0121337	0.175605

DISCLAIMER: Calculated results shown in this report are based on the information you provided at the time of calculation. You should use these results as an estimate and for guidance purposes only. Although we try to ensure the accuracy of these results, errors may occur. Make sure you verify the results. If you have any uncertainty, speak to your tax professional.

Taxable Income Events

Currency	Received	Trade Type	Quantity	Income
Solana (SOL)	2021-11-23 09:39:53	Staking Reward	0.0014381	0.462004
Raydium (RAY)	2021-11-23 10:54:27	Staking Reward	0.0121337	0.165939
Raydium (RAY)	2021-11-23 11:52:33	Staking Reward	0.0121337	0.165939
Raydium (RAY)	2021-11-23 12:51:42	Staking Reward	0.0121337	0.165939
Raydium (RAY)	2021-11-23 13:48:16	Staking Reward	0.0121337	0.165939
Raydium (RAY)	2021-11-23 14:44:58	Staking Reward	0.0121337	0.165939
Raydium (RAY)	2021-11-23 15:43:28	Staking Reward	0.0121337	0.165939
Solana (SOL)	2021-11-23 16:10:01	Staking Reward	0.0014381	0.43111
Raydium (RAY)	2021-11-23 16:37:14	Staking Reward	0.0121337	0.165939
Solana (SOL)	2021-11-23 16:51:03	Staking Reward	0.0014381	0.43111
Raydium (RAY)	2021-11-23 17:33:09	Staking Reward	0.0121337	0.165939
Solana (SOL)	2021-11-23 17:44:04	Staking Reward	0.0014381	0.43111
Raydium (RAY)	2021-11-23 18:33:52	Staking Reward	0.0121337	0.165939
Solana (SOL)	2021-11-23 18:44:41	Staking Reward	0.0014381	0.43111
Raydium (RAY)	2021-11-23 19:30:35	Staking Reward	0.0121337	0.165939
Solana (SOL)	2021-11-23 19:45:42	Staking Reward	0.0014381	0.43111
Raydium (RAY)	2021-11-23 20:31:34	Staking Reward	0.0121337	0.165939
Solana (SOL)	2021-11-23 20:40:46	Staking Reward	0.0014381	0.43111
Raydium (RAY)	2021-11-23 21:29:49	Staking Reward	0.0121337	0.165939
Solana (SOL)	2021-11-23 21:37:45	Staking Reward	0.0014381	0.43111

DISCLAIMER: Calculated results shown in this report are based on the information you provided at the time of calculation. You should use these results as an estimate and for guidance purposes only. Although we try to ensure the accuracy of these results, errors may occur. Make sure you verify the results. If you have any uncertainty, speak to your tax professional.

Taxable Income Events

Currency	Received	Trade Type	Quantity	Income
Raydium (RAY)	2021-11-23 22:28:56	Staking Reward	0.0121337	0.165939
Solana (SOL)	2021-11-23 22:39:11	Staking Reward	0.0014381	0.43111
Raydium (RAY)	2021-11-23 23:32:54	Staking Reward	0.0121337	0.165939
Solana (SOL)	2021-11-23 23:42:38	Staking Reward	0.0014381	0.43111
Raydium (RAY)	2021-11-24 00:31:58	Staking Reward	0.0121337	0.165939
Solana (SOL)	2021-11-24 00:42:15	Staking Reward	0.0014381	0.43111
Raydium (RAY)	2021-11-24 01:30:16	Staking Reward	0.0121337	0.165939
Solana (SOL)	2021-11-24 01:39:15	Staking Reward	0.0014381	0.43111
Raydium (RAY)	2021-11-24 02:30:46	Staking Reward	0.0121337	0.165939
Solana (SOL)	2021-11-24 02:40:18	Staking Reward	0.0014381	0.43111
Raydium (RAY)	2021-11-24 03:29:12	Staking Reward	0.0121337	0.165939
Solana (SOL)	2021-11-24 03:38:12	Staking Reward	0.0014381	0.43111
Raydium (RAY)	2021-11-24 04:29:38	Staking Reward	0.0121337	0.165939
Solana (SOL)	2021-11-24 04:38:55	Staking Reward	0.0014381	0.43111
Raydium (RAY)	2021-11-24 05:29:47	Staking Reward	0.0121337	0.165939
Solana (SOL)	2021-11-24 05:39:31	Staking Reward	0.0014381	0.43111
Raydium (RAY)	2021-11-24 06:27:58	Staking Reward	0.0121337	0.165939
Solana (SOL)	2021-11-24 06:38:00	Staking Reward	0.0014381	0.43111
Raydium (RAY)	2021-11-24 07:26:59	Staking Reward	0.0121337	0.165939
Solana (SOL)	2021-11-24 07:35:49	Staking Reward	0.0014381	0.43111

DISCLAIMER: Calculated results shown in this report are based on the information you provided at the time of calculation. You should use these results as an estimate and for guidance purposes only. Although we try to ensure the accuracy of these results, errors may occur. Make sure you verify the results. If you have any uncertainty, speak to your tax professional.

Taxable Income Events

Currency	Received	Trade Type	Quantity	Income
Raydium (RAY)	2021-11-24 08:27:00	Staking Reward	0.0121337	0.165939
Solana (SOL)	2021-11-24 08:34:39	Staking Reward	0.0014381	0.43111
Raydium (RAY)	2021-11-24 09:27:56	Staking Reward	0.0121337	0.165939
Solana (SOL)	2021-11-24 09:37:21	Staking Reward	0.0014381	0.43111
Raydium (RAY)	2021-11-24 10:52:41	Staking Reward	0.0121337	0.170081
Raydium (RAY)	2021-11-24 11:52:37	Staking Reward	0.0121337	0.170081
Raydium (RAY)	2021-11-24 12:52:03	Staking Reward	0.0121337	0.170081
Raydium (RAY)	2021-11-24 13:49:44	Staking Reward	0.0121337	0.170081
Raydium (RAY)	2021-11-24 14:45:22	Staking Reward	0.0121337	0.170081
Raydium (RAY)	2021-11-24 15:43:26	Staking Reward	0.0121337	0.170081
Solana (SOL)	2021-11-24 15:59:55	Staking Reward	0.0014381	0.442464
Raydium (RAY)	2021-11-24 16:39:38	Staking Reward	0.0121337	0.170081
Solana (SOL)	2021-11-24 16:52:14	Staking Reward	0.0014381	0.442464
Raydium (RAY)	2021-11-24 17:30:19	Staking Reward	0.0121337	0.170081
Solana (SOL)	2021-11-24 17:39:46	Staking Reward	0.0014381	0.442464
Raydium (RAY)	2021-11-24 18:29:30	Staking Reward	0.0121337	0.170081
Solana (SOL)	2021-11-24 18:41:24	Staking Reward	0.0014381	0.442464
Raydium (RAY)	2021-11-24 19:29:29	Staking Reward	0.0121337	0.170081
Solana (SOL)	2021-11-24 19:38:14	Staking Reward	0.0014381	0.442464
Raydium (RAY)	2021-11-24 20:29:14	Staking Reward	0.0121337	0.170081

DISCLAIMER: Calculated results shown in this report are based on the information you provided at the time of calculation. You should use these results as an estimate and for guidance purposes only. Although we try to ensure the accuracy of these results, errors may occur. Make sure you verify the results. If you have any uncertainty, speak to your tax professional.

Taxable Income Events

Currency	Received	Trade Type	Quantity	Income
Solana (SOL)	2021-11-24 20:38:10	Staking Reward	0.0014381	0.442464
Raydium (RAY)	2021-11-24 21:28:44	Staking Reward	0.0121337	0.170081
Solana (SOL)	2021-11-24 21:37:40	Staking Reward	0.0014381	0.442464
Raydium (RAY)	2021-11-24 22:29:40	Staking Reward	0.0121337	0.170081
Solana (SOL)	2021-11-24 22:38:55	Staking Reward	0.0014381	0.442464
Raydium (RAY)	2021-11-24 23:33:21	Staking Reward	0.0121337	0.170081
Solana (SOL)	2021-11-24 23:43:27	Staking Reward	0.0014381	0.442464
Raydium (RAY)	2021-11-25 00:34:52	Staking Reward	0.0121337	0.170081
Solana (SOL)	2021-11-25 00:46:09	Staking Reward	0.0014381	0.442464
Raydium (RAY)	2021-11-25 01:32:14	Staking Reward	0.0121337	0.170081
Solana (SOL)	2021-11-25 01:42:41	Staking Reward	0.0014381	0.442464
Raydium (RAY)	2021-11-25 02:32:28	Staking Reward	0.0121337	0.170081
Solana (SOL)	2021-11-25 02:42:17	Staking Reward	0.0014381	0.442464
Raydium (RAY)	2021-11-25 03:29:52	Staking Reward	0.0121337	0.170081
Solana (SOL)	2021-11-25 03:39:20	Staking Reward	0.0014381	0.442464
Raydium (RAY)	2021-11-25 04:30:06	Staking Reward	0.0121337	0.170081
Solana (SOL)	2021-11-25 04:39:13	Staking Reward	0.0014381	0.442464
Raydium (RAY)	2021-11-25 05:32:07	Staking Reward	0.0121337	0.170081
Solana (SOL)	2021-11-25 05:41:42	Staking Reward	0.0014381	0.442464
Raydium (RAY)	2021-11-25 06:30:29	Staking Reward	0.0121337	0.170081

DISCLAIMER: Calculated results shown in this report are based on the information you provided at the time of calculation. You should use these results as an estimate and for guidance purposes only. Although we try to ensure the accuracy of these results, errors may occur. Make sure you verify the results. If you have any uncertainty, speak to your tax professional.

Taxable Income Events

Currency	Received	Trade Type	Quantity	Income
Solana (SOL)	2021-11-25 06:39:56	Staking Reward	0.0014381	0.442464
Raydium (RAY)	2021-11-25 07:28:21	Staking Reward	0.0121337	0.170081
Solana (SOL)	2021-11-25 07:37:57	Staking Reward	0.0014381	0.442464
Raydium (RAY)	2021-11-25 08:28:24	Staking Reward	0.0121337	0.170081
Solana (SOL)	2021-11-25 08:37:19	Staking Reward	0.0014381	0.442464
Raydium (RAY)	2021-11-25 09:29:25	Staking Reward	0.0121337	0.170081
Solana (SOL)	2021-11-25 09:40:11	Staking Reward	0.0014381	0.442464
Raydium (RAY)	2021-11-25 11:00:54	Staking Reward	0.0121337	0.167888
Raydium (RAY)	2021-11-25 11:57:26	Staking Reward	0.0121337	0.167888
Raydium (RAY)	2021-11-25 12:57:04	Staking Reward	0.0121337	0.167888
Raydium (RAY)	2021-11-25 13:54:40	Staking Reward	0.0121337	0.167888
Raydium (RAY)	2021-11-25 14:49:38	Staking Reward	0.0121337	0.167888
Raydium (RAY)	2021-11-25 15:42:34	Staking Reward	0.0121337	0.168544
Solana (SOL)	2021-11-25 16:05:03	Staking Reward	0.0014381	0.411094
Raydium (RAY)	2021-11-25 16:40:50	Staking Reward	0.0121337	0.168544
Solana (SOL)	2021-11-25 16:57:00	Staking Reward	0.0014381	0.411094
Raydium (RAY)	2021-11-25 17:34:44	Staking Reward	0.0121337	0.168544
Solana (SOL)	2021-11-25 17:48:19	Staking Reward	0.0014381	0.411094
Raydium (RAY)	2021-11-25 18:33:37	Staking Reward	0.0121337	0.168544
Solana (SOL)	2021-11-25 18:46:51	Staking Reward	0.0014381	0.411094

DISCLAIMER: Calculated results shown in this report are based on the information you provided at the time of calculation. You should use these results as an estimate and for guidance purposes only. Although we try to ensure the accuracy of these results, errors may occur. Make sure you verify the results. If you have any uncertainty, speak to your tax professional.

Taxable Income Events

Currency	Received	Trade Type	Quantity	Income
Raydium (RAY)	2021-11-25 19:34:28	Staking Reward	0.0121337	0.168544
Solana (SOL)	2021-11-25 19:46:25	Staking Reward	0.0014381	0.411094
Raydium (RAY)	2021-11-25 20:35:24	Staking Reward	0.0121337	0.168544
Solana (SOL)	2021-11-25 20:48:37	Staking Reward	0.0014381	0.411094
Raydium (RAY)	2021-11-25 21:34:34	Staking Reward	0.0121337	0.168544
Solana (SOL)	2021-11-25 21:48:25	Staking Reward	0.0014381	0.411094
Raydium (RAY)	2021-11-25 22:33:27	Staking Reward	0.0121337	0.168544
Solana (SOL)	2021-11-25 22:45:23	Staking Reward	0.0014381	0.411094
Raydium (RAY)	2021-11-25 23:33:29	Staking Reward	0.0121337	0.168544
Solana (SOL)	2021-11-25 23:46:35	Staking Reward	0.0014381	0.411094
Raydium (RAY)	2021-11-26 00:35:29	Staking Reward	0.0121337	0.168544
Solana (SOL)	2021-11-26 00:48:35	Staking Reward	0.0014381	0.411094
Raydium (RAY)	2021-11-26 01:34:46	Staking Reward	0.0121337	0.168544
Solana (SOL)	2021-11-26 01:48:30	Staking Reward	0.0014381	0.411094
Raydium (RAY)	2021-11-26 02:37:21	Staking Reward	0.0121337	0.168544
Solana (SOL)	2021-11-26 02:51:47	Staking Reward	0.0014381	0.411094
Raydium (RAY)	2021-11-26 03:35:55	Staking Reward	0.0121337	0.168544
Solana (SOL)	2021-11-26 03:51:52	Staking Reward	0.0014381	0.411094
Raydium (RAY)	2021-11-26 04:32:50	Staking Reward	0.0121337	0.168544
Solana (SOL)	2021-11-26 04:45:46	Staking Reward	0.0014381	0.411094

DISCLAIMER: Calculated results shown in this report are based on the information you provided at the time of calculation. You should use these results as an estimate and for guidance purposes only. Although we try to ensure the accuracy of these results, errors may occur. Make sure you verify the results. If you have any uncertainty, speak to your tax professional.

Taxable Income Events

Currency	Received	Trade Type	Quantity	Income
Raydium (RAY)	2021-11-26 05:32:34	Staking Reward	0.0121337	0.168544
Solana (SOL)	2021-11-26 05:45:58	Staking Reward	0.0014381	0.411094
Raydium (RAY)	2021-11-26 06:33:25	Staking Reward	0.0121337	0.168544
Solana (SOL)	2021-11-26 06:47:21	Staking Reward	0.0014381	0.411094
Raydium (RAY)	2021-11-26 07:34:23	Staking Reward	0.0121337	0.168544
Solana (SOL)	2021-11-26 07:48:17	Staking Reward	0.0014381	0.411094
Raydium (RAY)	2021-11-26 08:32:37	Staking Reward	0.0121337	0.168544
Solana (SOL)	2021-11-26 08:44:10	Staking Reward	0.0014381	0.411094
Raydium (RAY)	2021-11-26 09:31:19	Staking Reward	0.0121337	0.168544
Solana (SOL)	2021-11-26 09:43:38	Staking Reward	0.0014381	0.411094
Raydium (RAY)	2021-11-26 10:59:53	Staking Reward	0.0121337	0.173957
Raydium (RAY)	2021-11-26 11:58:57	Staking Reward	0.0121337	0.173957
Raydium (RAY)	2021-11-26 12:59:55	Staking Reward	0.0121337	0.173957
Raydium (RAY)	2021-11-26 13:54:57	Staking Reward	0.0121337	0.173957
Raydium (RAY)	2021-11-26 14:49:52	Staking Reward	0.0121337	0.173957
Raydium (RAY)	2021-11-26 15:46:52	Staking Reward	0.0121337	0.173957
Raydium (RAY)	2021-11-26 16:44:31	Staking Reward	0.0121337	0.173957
Solana (SOL)	2021-11-26 17:05:08	Staking Reward	0.0014381	0.419581
Raydium (RAY)	2021-11-26 17:38:29	Staking Reward	0.0121337	0.173957
Solana (SOL)	2021-11-26 18:10:17	Staking Reward	0.0014381	0.419581

DISCLAIMER: Calculated results shown in this report are based on the information you provided at the time of calculation. You should use these results as an estimate and for guidance purposes only. Although we try to ensure the accuracy of these results, errors may occur. Make sure you verify the results. If you have any uncertainty, speak to your tax professional.

Taxable Income Events

Currency	Received	Trade Type	Quantity	Income
Raydium (RAY)	2021-11-26 18:59:53	Staking Reward	0.0121337	0.173957
Raydium (RAY)	2021-11-26 19:47:08	Staking Reward	0.0121337	0.173957
Raydium (RAY)	2021-11-26 20:41:56	Staking Reward	0.0121337	0.173957
Solana (SOL)	2021-11-26 21:06:11	Staking Reward	0.0014381	0.419581
Raydium (RAY)	2021-11-26 21:42:29	Staking Reward	0.0121337	0.173957
Raydium (RAY)	2021-11-26 22:42:19	Staking Reward	0.0121337	0.173957
Solana (SOL)	2021-11-26 23:07:30	Staking Reward	0.0014381	0.419581
Raydium (RAY)	2021-11-26 23:42:36	Staking Reward	0.0121337	0.173957
Solana (SOL)	2021-11-27 00:11:29	Staking Reward	0.0014381	0.419581
Raydium (RAY)	2021-11-27 00:42:17	Staking Reward	0.0121337	0.173957
Solana (SOL)	2021-11-27 01:07:55	Staking Reward	0.0014381	0.419581
Raydium (RAY)	2021-11-27 01:41:34	Staking Reward	0.0121337	0.173957
Solana (SOL)	2021-11-27 01:58:51	Staking Reward	0.0014381	0.419581
Raydium (RAY)	2021-11-27 02:41:53	Staking Reward	0.0121337	0.173957
Solana (SOL)	2021-11-27 02:58:49	Staking Reward	0.0014381	0.419581
Raydium (RAY)	2021-11-27 03:39:48	Staking Reward	0.0121337	0.173957
Solana (SOL)	2021-11-27 03:56:48	Staking Reward	0.0014381	0.419581
Raydium (RAY)	2021-11-27 04:40:18	Staking Reward	0.0121337	0.173957
Solana (SOL)	2021-11-27 04:57:24	Staking Reward	0.0014381	0.419581
Raydium (RAY)	2021-11-27 05:38:09	Staking Reward	0.0121337	0.173957

DISCLAIMER: Calculated results shown in this report are based on the information you provided at the time of calculation. You should use these results as an estimate and for guidance purposes only. Although we try to ensure the accuracy of these results, errors may occur. Make sure you verify the results. If you have any uncertainty, speak to your tax professional.

Taxable Income Events

Currency	Received	Trade Type	Quantity	Income
Solana (SOL)	2021-11-27 05:55:20	Staking Reward	0.0014381	0.419581
Raydium (RAY)	2021-11-27 06:37:25	Staking Reward	0.0121337	0.173957
Solana (SOL)	2021-11-27 06:53:19	Staking Reward	0.0014381	0.419581
Raydium (RAY)	2021-11-27 07:35:42	Staking Reward	0.0121337	0.173957
Solana (SOL)	2021-11-27 07:51:21	Staking Reward	0.0014381	0.419581
Raydium (RAY)	2021-11-27 08:36:30	Staking Reward	0.0121337	0.173957
Solana (SOL)	2021-11-27 08:53:18	Staking Reward	0.0014381	0.419581
Raydium (RAY)	2021-11-27 09:41:30	Staking Reward	0.0121337	0.173957
Solana (SOL)	2021-11-27 10:11:33	Staking Reward	0.0014381	0.384292
Raydium (RAY)	2021-11-27 11:01:10	Staking Reward	0.0121337	0.159709
Raydium (RAY)	2021-11-27 11:59:05	Staking Reward	0.0121337	0.159709
Raydium (RAY)	2021-11-27 12:58:12	Staking Reward	0.0121337	0.159709
Raydium (RAY)	2021-11-27 13:55:29	Staking Reward	0.0121337	0.159709
Raydium (RAY)	2021-11-27 14:51:55	Staking Reward	0.0121337	0.159709
Raydium (RAY)	2021-11-27 15:48:57	Staking Reward	0.0121337	0.159709
Raydium (RAY)	2021-11-27 16:45:02	Staking Reward	0.0121337	0.159709
Raydium (RAY)	2021-11-27 17:41:57	Staking Reward	0.0121337	0.159709
Solana (SOL)	2021-11-27 18:04:13	Staking Reward	0.0014381	0.384292
Raydium (RAY)	2021-11-27 18:41:58	Staking Reward	0.0121337	0.159709
Solana (SOL)	2021-11-27 18:58:48	Staking Reward	0.0014381	0.384292

DISCLAIMER: Calculated results shown in this report are based on the information you provided at the time of calculation. You should use these results as an estimate and for guidance purposes only. Although we try to ensure the accuracy of these results, errors may occur. Make sure you verify the results. If you have any uncertainty, speak to your tax professional.

Taxable Income Events

Currency	Received	Trade Type	Quantity	Income
Raydium (RAY)	2021-11-27 19:40:12	Staking Reward	0.0121337	0.159709
Solana (SOL)	2021-11-27 19:55:37	Staking Reward	0.0014381	0.384292
Raydium (RAY)	2021-11-27 20:40:01	Staking Reward	0.0121337	0.159709
Solana (SOL)	2021-11-27 20:55:23	Staking Reward	0.0014381	0.384292
Raydium (RAY)	2021-11-27 21:39:07	Staking Reward	0.0121337	0.159709
Solana (SOL)	2021-11-27 21:57:32	Staking Reward	0.0014381	0.384292
Raydium (RAY)	2021-11-27 22:34:42	Staking Reward	0.0121337	0.159709
Solana (SOL)	2021-11-27 22:49:03	Staking Reward	0.0014381	0.384292
Raydium (RAY)	2021-11-27 23:38:26	Staking Reward	0.0121337	0.159709
Solana (SOL)	2021-11-27 23:54:56	Staking Reward	0.0014381	0.384292
Raydium (RAY)	2021-11-28 00:36:57	Staking Reward	0.0121337	0.159709
Solana (SOL)	2021-11-28 00:52:10	Staking Reward	0.0014381	0.384292
Raydium (RAY)	2021-11-28 01:36:00	Staking Reward	0.0121337	0.159709
Solana (SOL)	2021-11-28 01:49:12	Staking Reward	0.0014381	0.384292
Raydium (RAY)	2021-11-28 02:36:44	Staking Reward	0.0121337	0.159709
Solana (SOL)	2021-11-28 02:51:50	Staking Reward	0.0014381	0.384292
Raydium (RAY)	2021-11-28 03:36:51	Staking Reward	0.0121337	0.159709
Solana (SOL)	2021-11-28 03:52:46	Staking Reward	0.0014381	0.384292
Raydium (RAY)	2021-11-28 04:38:03	Staking Reward	0.0121337	0.159709
Solana (SOL)	2021-11-28 04:53:53	Staking Reward	0.0014381	0.384292

DISCLAIMER: Calculated results shown in this report are based on the information you provided at the time of calculation. You should use these results as an estimate and for guidance purposes only. Although we try to ensure the accuracy of these results, errors may occur. Make sure you verify the results. If you have any uncertainty, speak to your tax professional.

Taxable Income Events

Currency	Received	Trade Type	Quantity	Income
Raydium (RAY)	2021-11-28 05:35:49	Staking Reward	0.0121337	0.159709
Solana (SOL)	2021-11-28 05:48:42	Staking Reward	0.0014381	0.384292
Raydium (RAY)	2021-11-28 06:34:06	Staking Reward	0.0121337	0.159709
Solana (SOL)	2021-11-28 06:52:56	Staking Reward	0.0014381	0.384292
Raydium (RAY)	2021-11-28 07:41:01	Staking Reward	0.0121337	0.159709
Solana (SOL)	2021-11-28 07:58:09	Staking Reward	0.0014381	0.384292
Raydium (RAY)	2021-11-28 08:36:01	Staking Reward	0.0121337	0.159709
Solana (SOL)	2021-11-28 08:49:24	Staking Reward	0.0014381	0.384292
Raydium (RAY)	2021-11-28 09:37:01	Staking Reward	0.0121337	0.159709
Solana (SOL)	2021-11-28 09:53:22	Staking Reward	0.0014381	0.384292
Raydium (RAY)	2021-11-28 11:02:46	Staking Reward	0.0121337	0.163324
Raydium (RAY)	2021-11-28 12:05:06	Staking Reward	0.0121337	0.163324
Raydium (RAY)	2021-11-28 13:10:45	Staking Reward	0.0121337	0.163324
Raydium (RAY)	2021-11-28 14:01:25	Staking Reward	0.0121337	0.163324
Raydium (RAY)	2021-11-28 14:54:20	Staking Reward	0.0121337	0.163324
Raydium (RAY)	2021-11-28 15:51:30	Staking Reward	0.0121337	0.163324
Raydium (RAY)	2021-11-28 16:46:26	Staking Reward	0.0121337	0.163324
Raydium (RAY)	2021-11-28 17:42:08	Staking Reward	0.0121337	0.163324
Solana (SOL)	2021-11-28 18:04:09	Staking Reward	0.0014381	0.38427
Raydium (RAY)	2021-11-28 18:36:50	Staking Reward	0.0121337	0.164873

DISCLAIMER: Calculated results shown in this report are based on the information you provided at the time of calculation. You should use these results as an estimate and for guidance purposes only. Although we try to ensure the accuracy of these results, errors may occur. Make sure you verify the results. If you have any uncertainty, speak to your tax professional.

Taxable Income Events

Currency	Received	Trade Type	Quantity	Income
Solana (SOL)	2021-11-28 18:51:39	Staking Reward	0.0014381	0.387914
Raydium (RAY)	2021-11-28 19:38:08	Staking Reward	0.0121337	0.164873
Solana (SOL)	2021-11-28 19:55:04	Staking Reward	0.0014381	0.387914
Raydium (RAY)	2021-11-28 20:36:19	Staking Reward	0.0121337	0.164873
Solana (SOL)	2021-11-28 20:52:41	Staking Reward	0.0014381	0.387914
Raydium (RAY)	2021-11-28 21:35:57	Staking Reward	0.0121337	0.164873
Solana (SOL)	2021-11-28 21:50:56	Staking Reward	0.0014381	0.387914
Raydium (RAY)	2021-11-28 22:36:23	Staking Reward	0.0121337	0.164873
Solana (SOL)	2021-11-28 22:50:33	Staking Reward	0.0014381	0.387914
Raydium (RAY)	2021-11-28 23:39:29	Staking Reward	0.0121337	0.164873
Solana (SOL)	2021-11-28 23:55:41	Staking Reward	0.0014381	0.387914
Raydium (RAY)	2021-11-29 00:40:32	Staking Reward	0.0121337	0.164873
Solana (SOL)	2021-11-29 00:56:42	Staking Reward	0.0014381	0.387914
Raydium (RAY)	2021-11-29 01:39:03	Staking Reward	0.0121337	0.164873
Solana (SOL)	2021-11-29 01:54:43	Staking Reward	0.0014381	0.387914
Raydium (RAY)	2021-11-29 02:41:08	Staking Reward	0.0121337	0.164873
Solana (SOL)	2021-11-29 03:10:47	Staking Reward	0.0014381	0.387914
Raydium (RAY)	2021-11-29 03:42:59	Staking Reward	0.0121337	0.164873
Raydium (RAY)	2021-11-29 04:45:58	Staking Reward	0.0121337	0.164873
Raydium (RAY)	2021-11-29 05:41:19	Staking Reward	0.0121337	0.164873

DISCLAIMER: Calculated results shown in this report are based on the information you provided at the time of calculation. You should use these results as an estimate and for guidance purposes only. Although we try to ensure the accuracy of these results, errors may occur. Make sure you verify the results. If you have any uncertainty, speak to your tax professional.

Taxable Income Events

Currency	Received	Trade Type	Quantity	Income
Solana (SOL)	2021-11-29 05:59:55	Staking Reward	0.0014381	0.387914
Raydium (RAY)	2021-11-29 06:38:26	Staking Reward	0.0121337	0.164873
Solana (SOL)	2021-11-29 06:56:20	Staking Reward	0.0014381	0.387914
Raydium (RAY)	2021-11-29 07:39:17	Staking Reward	0.0121337	0.164873
Solana (SOL)	2021-11-29 07:55:47	Staking Reward	0.0014381	0.387914
Raydium (RAY)	2021-11-29 08:35:41	Staking Reward	0.0121337	0.164873
Solana (SOL)	2021-11-29 08:49:26	Staking Reward	0.0014381	0.387914
Raydium (RAY)	2021-11-29 09:36:26	Staking Reward	0.0121337	0.164873
Solana (SOL)	2021-11-29 09:50:44	Staking Reward	0.0014381	0.387914
Raydium (RAY)	2021-11-29 11:01:03	Staking Reward	0.0121337	0.169909
Raydium (RAY)	2021-11-29 11:59:03	Staking Reward	0.0121337	0.169909
Raydium (RAY)	2021-11-29 12:57:46	Staking Reward	0.0121337	0.169909
Raydium (RAY)	2021-11-29 13:55:48	Staking Reward	0.0121337	0.169909
Raydium (RAY)	2021-11-29 14:50:30	Staking Reward	0.0121337	0.169909
Raydium (RAY)	2021-11-29 15:47:50	Staking Reward	0.0121337	0.169909
Raydium (RAY)	2021-11-29 16:41:00	Staking Reward	0.0121337	0.169909
Solana (SOL)	2021-11-29 16:56:05	Staking Reward	0.0014381	0.404938
Raydium (RAY)	2021-11-29 17:36:09	Staking Reward	0.0121337	0.169909
Solana (SOL)	2021-11-29 17:50:01	Staking Reward	0.0014381	0.404938
Raydium (RAY)	2021-11-29 18:32:30	Staking Reward	0.0121337	0.169909

DISCLAIMER: Calculated results shown in this report are based on the information you provided at the time of calculation. You should use these results as an estimate and for guidance purposes only. Although we try to ensure the accuracy of these results, errors may occur. Make sure you verify the results. If you have any uncertainty, speak to your tax professional.

Taxable Income Events

Currency	Received	Trade Type	Quantity	Income
Solana (SOL)	2021-11-29 18:45:24	Staking Reward	0.0014381	0.404938
Raydium (RAY)	2021-11-29 19:31:56	Staking Reward	0.0121337	0.169909
Solana (SOL)	2021-11-29 19:48:06	Staking Reward	0.0014381	0.404938
Raydium (RAY)	2021-11-29 20:35:27	Staking Reward	0.0121337	0.169909
Solana (SOL)	2021-11-29 20:49:56	Staking Reward	0.0014381	0.404938
Raydium (RAY)	2021-11-29 21:32:10	Staking Reward	0.0121337	0.169909
Solana (SOL)	2021-11-29 21:46:08	Staking Reward	0.0014381	0.404938
Raydium (RAY)	2021-11-29 22:32:25	Staking Reward	0.0121337	0.169909
Solana (SOL)	2021-11-29 22:45:12	Staking Reward	0.0014381	0.404938
Raydium (RAY)	2021-11-29 23:40:06	Staking Reward	0.0121337	0.169909
Solana (SOL)	2021-11-30 00:03:29	Staking Reward	0.0014381	0.404938
Raydium (RAY)	2021-11-30 00:38:07	Staking Reward	0.0121337	0.169909
Solana (SOL)	2021-11-30 00:54:58	Staking Reward	0.0014381	0.404938
Raydium (RAY)	2021-11-30 01:41:12	Staking Reward	0.0121337	0.169909
Solana (SOL)	2021-11-30 01:57:44	Staking Reward	0.0014381	0.404938
Raydium (RAY)	2021-11-30 02:38:29	Staking Reward	0.0121337	0.169909
Solana (SOL)	2021-11-30 02:56:56	Staking Reward	0.0014381	0.404938
Raydium (RAY)	2021-11-30 03:41:07	Staking Reward	0.0121337	0.169909
Solana (SOL)	2021-11-30 03:56:55	Staking Reward	0.0014381	0.404938
Raydium (RAY)	2021-11-30 04:35:40	Staking Reward	0.0121337	0.169909

DISCLAIMER: Calculated results shown in this report are based on the information you provided at the time of calculation. You should use these results as an estimate and for guidance purposes only. Although we try to ensure the accuracy of these results, errors may occur. Make sure you verify the results. If you have any uncertainty, speak to your tax professional.

Taxable Income Events

Currency	Received	Trade Type	Quantity	Income
Solana (SOL)	2021-11-30 04:51:00	Staking Reward	0.0014381	0.404938
Raydium (RAY)	2021-11-30 05:36:36	Staking Reward	0.0121337	0.169909
Solana (SOL)	2021-11-30 05:51:11	Staking Reward	0.0014381	0.404938
Raydium (RAY)	2021-11-30 06:35:55	Staking Reward	0.0121337	0.169909
Solana (SOL)	2021-11-30 06:52:34	Staking Reward	0.0014381	0.404938
Raydium (RAY)	2021-11-30 07:33:01	Staking Reward	0.0121337	0.169909
Solana (SOL)	2021-11-30 07:47:10	Staking Reward	0.0014381	0.404938
Raydium (RAY)	2021-11-30 08:30:37	Staking Reward	0.0121337	0.169909
Solana (SOL)	2021-11-30 08:42:48	Staking Reward	0.0014381	0.404938
Raydium (RAY)	2021-11-30 09:32:28	Staking Reward	0.0121337	0.169909
Solana (SOL)	2021-11-30 09:46:46	Staking Reward	0.0014381	0.404938
Raydium (RAY)	2021-11-30 11:02:14	Staking Reward	0.0121337	0.182846
Raydium (RAY)	2021-11-30 12:03:48	Staking Reward	0.0121337	0.182846
Raydium (RAY)	2021-11-30 13:00:00	Staking Reward	0.0121337	0.182846
Raydium (RAY)	2021-11-30 14:01:00	Staking Reward	0.0121337	0.182846
Raydium (RAY)	2021-11-30 14:54:13	Staking Reward	0.0121337	0.182846
Raydium (RAY)	2021-11-30 15:52:30	Staking Reward	0.0121337	0.182846
Raydium (RAY)	2021-11-30 16:48:25	Staking Reward	0.0121337	0.182846
Raydium (RAY)	2021-11-30 17:40:48	Staking Reward	0.0121337	0.182846
Solana (SOL)	2021-11-30 18:03:57	Staking Reward	0.0014381	0.414712

DISCLAIMER: Calculated results shown in this report are based on the information you provided at the time of calculation. You should use these results as an estimate and for guidance purposes only. Although we try to ensure the accuracy of these results, errors may occur. Make sure you verify the results. If you have any uncertainty, speak to your tax professional.

Taxable Income Events

Currency	Received	Trade Type	Quantity	Income
Raydium (RAY)	2021-11-30 18:41:31	Staking Reward	0.0121337	0.182846
Solana (SOL)	2021-11-30 19:01:35	Staking Reward	0.0014381	0.414712
Raydium (RAY)	2021-11-30 19:40:44	Staking Reward	0.0121337	0.182846
Solana (SOL)	2021-11-30 19:57:24	Staking Reward	0.0014381	0.414712
Raydium (RAY)	2021-11-30 20:37:03	Staking Reward	0.0121337	0.182846
Solana (SOL)	2021-11-30 20:53:21	Staking Reward	0.0014381	0.414712
Raydium (RAY)	2021-11-30 21:35:35	Staking Reward	0.0121337	0.182846
Solana (SOL)	2021-11-30 21:51:02	Staking Reward	0.0014381	0.414712
Raydium (RAY)	2021-11-30 22:36:44	Staking Reward	0.0121337	0.182846
Solana (SOL)	2021-11-30 22:53:58	Staking Reward	0.0014381	0.414712
Raydium (RAY)	2021-11-30 23:40:35	Staking Reward	0.0121337	0.182846
Solana (SOL)	2021-11-30 23:56:37	Staking Reward	0.0014381	0.414712
Raydium (RAY)	2021-12-01 00:39:57	Staking Reward	0.0121337	0.182846
Solana (SOL)	2021-12-01 00:56:50	Staking Reward	0.0014381	0.414712
Raydium (RAY)	2021-12-01 01:41:04	Staking Reward	0.0121337	0.182846
Solana (SOL)	2021-12-01 02:06:03	Staking Reward	0.0014381	0.414712
Raydium (RAY)	2021-12-01 02:46:39	Staking Reward	0.0121337	0.182846
Raydium (RAY)	2021-12-01 03:42:04	Staking Reward	0.0121337	0.182846
Solana (SOL)	2021-12-01 03:59:45	Staking Reward	0.0014381	0.414712
Raydium (RAY)	2021-12-01 04:38:54	Staking Reward	0.0121337	0.182846

DISCLAIMER: Calculated results shown in this report are based on the information you provided at the time of calculation. You should use these results as an estimate and for guidance purposes only. Although we try to ensure the accuracy of these results, errors may occur. Make sure you verify the results. If you have any uncertainty, speak to your tax professional.

Taxable Income Events

Currency	Received	Trade Type	Quantity	Income
Solana (SOL)	2021-12-01 04:56:52	Staking Reward	0.0014381	0.414712
Raydium (RAY)	2021-12-01 05:39:23	Staking Reward	0.0121337	0.182846
Solana (SOL)	2021-12-01 05:56:51	Staking Reward	0.0014381	0.414712
Raydium (RAY)	2021-12-01 06:38:37	Staking Reward	0.0121337	0.182846
Solana (SOL)	2021-12-01 06:54:29	Staking Reward	0.0014381	0.414712
Raydium (RAY)	2021-12-01 07:37:33	Staking Reward	0.0121337	0.182846
Solana (SOL)	2021-12-01 07:55:38	Staking Reward	0.0014381	0.414712
Raydium (RAY)	2021-12-01 08:34:01	Staking Reward	0.0121337	0.182846
Solana (SOL)	2021-12-01 08:45:35	Staking Reward	0.0014381	0.414712
Raydium (RAY)	2021-12-01 09:35:05	Staking Reward	0.0121337	0.182846
Solana (SOL)	2021-12-01 09:48:20	Staking Reward	0.0014381	0.414712
Raydium (RAY)	2021-12-01 11:03:13	Staking Reward	0.0121337	0.184574
Raydium (RAY)	2021-12-01 12:02:53	Staking Reward	0.0121337	0.184574
Raydium (RAY)	2021-12-01 13:04:38	Staking Reward	0.0121337	0.184574
Raydium (RAY)	2021-12-01 13:57:16	Staking Reward	0.0121337	0.184574
Raydium (RAY)	2021-12-01 14:51:04	Staking Reward	0.0121337	0.184574
Raydium (RAY)	2021-12-01 15:48:33	Staking Reward	0.0121337	0.184574
Raydium (RAY)	2021-12-01 16:47:29	Staking Reward	0.0121337	0.184574
Raydium (RAY)	2021-12-01 17:41:41	Staking Reward	0.0121337	0.184574
Solana (SOL)	2021-12-01 17:57:36	Staking Reward	0.0014381	0.42082

DISCLAIMER: Calculated results shown in this report are based on the information you provided at the time of calculation. You should use these results as an estimate and for guidance purposes only. Although we try to ensure the accuracy of these results, errors may occur. Make sure you verify the results. If you have any uncertainty, speak to your tax professional.

Taxable Income Events

Currency	Received	Trade Type	Quantity	Income
Raydium (RAY)	2021-12-01 18:43:38	Staking Reward	0.0121337	0.184574
Raydium (RAY)	2021-12-01 19:38:47	Staking Reward	0.0121337	0.184574
Solana (SOL)	2021-12-01 19:54:42	Staking Reward	0.0014381	0.42082
Raydium (RAY)	2021-12-01 20:37:35	Staking Reward	0.0121337	0.184574
Solana (SOL)	2021-12-01 20:51:55	Staking Reward	0.0014381	0.42082
Raydium (RAY)	2021-12-01 21:38:25	Staking Reward	0.0121337	0.184574
Solana (SOL)	2021-12-01 21:53:09	Staking Reward	0.0014381	0.42082
Raydium (RAY)	2021-12-01 22:35:37	Staking Reward	0.0121337	0.184574
Solana (SOL)	2021-12-01 22:49:33	Staking Reward	0.0014381	0.42082
Raydium (RAY)	2021-12-01 23:43:10	Staking Reward	0.0121337	0.184574
Solana (SOL)	2021-12-02 00:11:19	Staking Reward	0.0014381	0.42082
Raydium (RAY)	2021-12-02 00:42:49	Staking Reward	0.0121337	0.184574
Solana (SOL)	2021-12-02 00:59:29	Staking Reward	0.0014381	0.42082
Raydium (RAY)	2021-12-02 01:40:51	Staking Reward	0.0121337	0.184574
Solana (SOL)	2021-12-02 01:55:41	Staking Reward	0.0014381	0.42082
Raydium (RAY)	2021-12-02 02:39:10	Staking Reward	0.0121337	0.184574
Solana (SOL)	2021-12-02 02:53:34	Staking Reward	0.0014381	0.42082
Raydium (RAY)	2021-12-02 03:38:38	Staking Reward	0.0121337	0.184574
Solana (SOL)	2021-12-02 03:53:43	Staking Reward	0.0014381	0.42082
Raydium (RAY)	2021-12-02 04:38:59	Staking Reward	0.0121337	0.184574

DISCLAIMER: Calculated results shown in this report are based on the information you provided at the time of calculation. You should use these results as an estimate and for guidance purposes only. Although we try to ensure the accuracy of these results, errors may occur. Make sure you verify the results. If you have any uncertainty, speak to your tax professional.

Taxable Income Events

Currency	Received	Trade Type	Quantity	Income
Solana (SOL)	2021-12-02 04:56:43	Staking Reward	0.0014381	0.42082
Raydium (RAY)	2021-12-02 05:43:32	Staking Reward	0.0121337	0.184574
Solana (SOL)	2021-12-02 06:10:54	Staking Reward	0.0014381	0.42082
Raydium (RAY)	2021-12-02 06:11:14	Staking Reward	0.0121337	0.184574
Solana (SOL)	2021-12-02 07:04:00	Staking Reward	0.0014381	0.42082
Raydium (RAY)	2021-12-02 07:04:01	Staking Reward	0.0121337	0.184574
Raydium (RAY)	2021-12-02 08:04:00	Staking Reward	0.0121337	0.184574
Solana (SOL)	2021-12-02 08:04:00	Staking Reward	0.0014381	0.42082
Raydium (RAY)	2021-12-02 09:04:00	Staking Reward	0.0121337	0.184574
Solana (SOL)	2021-12-02 09:04:00	Staking Reward	0.0014381	0.42082
Raydium (RAY)	2021-12-02 10:04:00	Staking Reward	0.0121337	0.190244
Solana (SOL)	2021-12-02 10:04:00	Staking Reward	0.0014381	0.464704
Raydium (RAY)	2021-12-02 11:04:01	Staking Reward	0.29120883	4.57
Solana (SOL)	2021-12-02 11:04:01	Staking Reward	0.03451451	11.15
Raydium (RAY)	2021-12-03 11:04:00	Staking Reward	0.29120883	4.61
Solana (SOL)	2021-12-03 11:04:01	Staking Reward	0.03451451	11.3
4q5UBXJxE91B... (4Q5UBXJXE91B...)	2021-12-03 11:56:20	Staking Reward	7.040273	-0.00163768
4q5UBXJxE91B... (4Q5UBXJXE91B...)	2021-12-03 11:56:20	Staking Reward	1.2	0
4q5UBXJxE91B... (4Q5UBXJXE91B...)	2021-12-03 22:12:57	Staking Reward	0.723185	-0.00163768
4q5UBXJxE91B... (4Q5UBXJXE91B...)	2021-12-03 23:02:05	Staking Reward	0.05694	-0.00165736

DISCLAIMER: Calculated results shown in this report are based on the information you provided at the time of calculation. You should use these results as an estimate and for guidance purposes only. Although we try to ensure the accuracy of these results, errors may occur. Make sure you verify the results. If you have any uncertainty, speak to your tax professional.

Taxable Income Events

Currency	Received	Trade Type	Quantity	Income
Solana (SOL)	2021-12-04 11:04:02	Staking Reward	0.03451451	10.46
Raydium (RAY)	2021-12-04 11:04:02	Staking Reward	0.29120883	4.37
Solana (SOL)	2021-12-05 11:04:00	Staking Reward	0.03451451	9.9
Raydium (RAY)	2021-12-05 11:04:00	Staking Reward	0.29120883	3.88
Raydium (RAY)	2021-12-06 11:04:00	Staking Reward	0.29120883	3.74
Solana (SOL)	2021-12-06 11:04:00	Staking Reward	0.03451451	9.69
Solana (SOL)	2021-12-07 11:04:00	Staking Reward	0.03451451	9.56
Raydium (RAY)	2021-12-07 11:04:00	Staking Reward	0.29120883	3.69
Raydium (RAY)	2021-12-08 11:04:00	Staking Reward	0.29120883	3.55
Solana (SOL)	2021-12-08 11:04:00	Staking Reward	0.03451451	9.17
Raydium (RAY)	2021-12-09 11:04:00	Staking Reward	0.29120883	3.62
Solana (SOL)	2021-12-09 11:04:00	Staking Reward	0.03451451	9.39
Raydium (RAY)	2021-12-10 11:04:01	Staking Reward	0.29120883	3.35
Solana (SOL)	2021-12-10 11:04:01	Staking Reward	0.03451451	8.74
Raydium (RAY)	2021-12-11 11:04:00	Staking Reward	0.29120883	3.15
Solana (SOL)	2021-12-11 11:04:01	Staking Reward	0.03451451	8.16
Solana (SOL)	2021-12-12 11:04:00	Staking Reward	0.03451451	8.27
Raydium (RAY)	2021-12-12 11:04:00	Staking Reward	0.29120883	3.22
Raydium (RAY)	2021-12-13 11:04:00	Staking Reward	0.29120883	3.27
Solana (SOL)	2021-12-13 11:04:01	Staking Reward	0.03451451	8.42

DISCLAIMER: Calculated results shown in this report are based on the information you provided at the time of calculation. You should use these results as an estimate and for guidance purposes only. Although we try to ensure the accuracy of these results, errors may occur. Make sure you verify the results. If you have any uncertainty, speak to your tax professional.

Taxable Income Events

Currency	Received	Trade Type	Quantity	Income
Solana (SOL)	2021-12-14 11:04:00	Staking Reward	0.03451451	7.52
Raydium (RAY)	2021-12-14 11:04:00	Staking Reward	0.29120883	2.94
4q5UBXJxE91B... (4Q5UBXJXE91B...)	2021-12-14 16:00:32	Staking Reward	13.806602	-0.00108875
4q5UBXJxE91B... (4Q5UBXJXE91B...)	2021-12-14 16:00:32	Staking Reward	5.1	0
Raydium (RAY)	2021-12-15 11:04:00	Staking Reward	0.29120883	3.04
Solana (SOL)	2021-12-15 11:04:00	Staking Reward	0.03451451	7.81
Solana (SOL)	2021-12-16 11:04:00	Staking Reward	0.03451451	8.64
Raydium (RAY)	2021-12-16 11:04:00	Staking Reward	0.29120883	3.19
4q5UBXJxE91B... (4Q5UBXJXE91B...)	2021-12-20 10:39:51	Staking Reward	8.603312	-0.00126414
4q5UBXJxE91B... (4Q5UBXJXE91B...)	2021-12-20 10:39:51	Staking Reward	1.2	0
MonkeyBall (MBS)	2021-12-23 06:06:29	Airdrop	31.9924	80.78
Solana (SOL)	2021-12-24 11:04:00	Staking Reward	0.05204908	13.72
Raydium (RAY)	2021-12-24 11:04:00	Staking Reward	0.29787073	3.21
Solana (SOL)	2021-12-25 11:04:00	Staking Reward	0.05204908	13.74
Raydium (RAY)	2021-12-25 11:04:00	Staking Reward	0.29787073	3.1
Solana (SOL)	2021-12-26 11:04:00	Staking Reward	0.05204908	13.94
Raydium (RAY)	2021-12-26 11:04:00	Staking Reward	0.29787073	3.19
Raydium (RAY)	2021-12-27 11:04:01	Staking Reward	0.29787073	3.13
Solana (SOL)	2021-12-27 11:04:01	Staking Reward	0.05204908	14.25
Solana (SOL)	2021-12-28 11:04:00	Staking Reward	0.05204908	14.11

DISCLAIMER: Calculated results shown in this report are based on the information you provided at the time of calculation. You should use these results as an estimate and for guidance purposes only. Although we try to ensure the accuracy of these results, errors may occur. Make sure you verify the results. If you have any uncertainty, speak to your tax professional.

Taxable Income Events

Currency	Received	Trade Type	Quantity	Income
Raydium (RAY)	2021-12-28 11:04:00	Staking Reward	0.29787073	3.11
Solana (SOL)	2021-12-29 11:04:01	Staking Reward	0.05204908	12.83
Raydium (RAY)	2021-12-29 11:04:01	Staking Reward	0.29787073	2.89
Solana (SOL)	2021-12-30 11:04:00	Staking Reward	0.05204908	12.32
Raydium (RAY)	2021-12-30 11:04:00	Staking Reward	0.29787073	2.7
Raydium (RAY)	2021-12-31 11:04:00	Staking Reward	0.29787073	2.69
Solana (SOL)	2021-12-31 11:04:00	Staking Reward	0.05204908	12.41
MonkeyBall (MBS)	2021-12-31 15:06:41	Airdrop	17.77233	49.05
Raydium (RAY)	2022-01-01 11:04:01	Staking Reward	0.29787073	2.62
Solana (SOL)	2022-01-01 11:04:01	Staking Reward	0.05204908	12.25
Raydium (RAY)	2022-01-03 11:04:01	Staking Reward	0.29787073	2.86
Solana (SOL)	2022-01-03 11:04:01	Staking Reward	0.05204908	12.66
Solana (SOL)	2022-01-04 11:04:00	Staking Reward	0.05204908	12.09
Raydium (RAY)	2022-01-04 11:04:00	Staking Reward	0.29787073	2.71
Solana (SOL)	2022-01-05 11:04:00	Staking Reward	0.05204908	12.08
Raydium (RAY)	2022-01-05 11:04:00	Staking Reward	0.29787073	2.68
Raydium (RAY)	2022-01-06 11:04:01	Staking Reward	0.29787073	2.54
Solana (SOL)	2022-01-06 11:04:01	Staking Reward	0.05204908	11.18
Raydium (RAY)	2022-01-07 11:04:01	Staking Reward	0.29787073	2.43
Solana (SOL)	2022-01-07 11:04:01	Staking Reward	0.05204908	10.66

DISCLAIMER: Calculated results shown in this report are based on the information you provided at the time of calculation. You should use these results as an estimate and for guidance purposes only. Although we try to ensure the accuracy of these results, errors may occur. Make sure you verify the results. If you have any uncertainty, speak to your tax professional.

Taxable Income Events

Currency	Received	Trade Type	Quantity	Income
Raydium (RAY)	2022-01-08 11:04:00	Staking Reward	0.29787073	2.22
Solana (SOL)	2022-01-08 11:04:00	Staking Reward	0.05204908	10.2
Solana (SOL)	2022-01-09 11:04:00	Staking Reward	0.05204908	10.47
Raydium (RAY)	2022-01-09 11:04:00	Staking Reward	0.29787073	2.19
Solana (SOL)	2022-01-10 11:04:00	Staking Reward	0.05204908	10.24
Raydium (RAY)	2022-01-10 11:04:00	Staking Reward	0.29787073	2.23
Solana (SOL)	2022-01-11 11:04:00	Staking Reward	0.05204908	9.75
Raydium (RAY)	2022-01-11 11:04:00	Staking Reward	0.29787073	2.1
Raydium (RAY)	2022-01-12 11:04:00	Staking Reward	0.29787073	2.21
Solana (SOL)	2022-01-12 11:04:00	Staking Reward	0.05204908	10.13
Raydium (RAY)	2022-01-13 11:04:00	Staking Reward	0.29787073	2.29
Solana (SOL)	2022-01-13 11:04:00	Staking Reward	0.05204908	10.99
Solana (SOL)	2022-01-14 11:04:00	Staking Reward	0.05204908	10.68
Raydium (RAY)	2022-01-14 11:04:00	Staking Reward	0.29787073	2.21
Solana (SOL)	2022-01-15 11:04:00	Staking Reward	0.05204908	10.54
Raydium (RAY)	2022-01-15 11:04:00	Staking Reward	0.29787073	2.23
Solana (SOL)	2022-01-16 11:04:02	Staking Reward	0.05204908	10.69
Raydium (RAY)	2022-01-16 11:04:02	Staking Reward	0.29787073	2.27
Solana (SOL)	2022-01-17 11:04:01	Staking Reward	0.05204908	10.61
Raydium (RAY)	2022-01-17 11:04:01	Staking Reward	0.29787073	2.24

DISCLAIMER: Calculated results shown in this report are based on the information you provided at the time of calculation. You should use these results as an estimate and for guidance purposes only. Although we try to ensure the accuracy of these results, errors may occur. Make sure you verify the results. If you have any uncertainty, speak to your tax professional.

Taxable Income Events

Currency	Received	Trade Type	Quantity	Income
Solana (SOL)	2022-01-18 11:04:00	Staking Reward	0.05204908	10.17
Raydium (RAY)	2022-01-18 11:04:00	Staking Reward	0.29787073	2.14
Raydium (RAY)	2022-01-19 11:04:00	Staking Reward	0.29787073	2.14
Solana (SOL)	2022-01-19 11:04:00	Staking Reward	0.05204908	10.13
Solana (SOL)	2022-01-20 11:04:01	Staking Reward	0.05204908	9.76
Raydium (RAY)	2022-01-20 11:04:01	Staking Reward	0.29787073	2.04
Tomb Shares (TSHARE)	2022-01-20 13:07:33	Staking Reward	0.01325575	294.88
Raydium (RAY)	2022-01-21 11:04:00	Staking Reward	0.29787073	1.98
Solana (SOL)	2022-01-21 11:04:00	Staking Reward	0.05204908	9.16
Solana (SOL)	2022-01-22 11:04:01	Staking Reward	0.05204908	8.02
Raydium (RAY)	2022-01-22 11:04:01	Staking Reward	0.29787073	1.74
Tomb Shares (TSHARE)	2022-01-22 13:53:39	Staking Reward	0.02762774	399.96
Raydium (RAY)	2022-01-23 11:04:01	Staking Reward	0.29787073	1.53
Solana (SOL)	2022-01-23 11:04:01	Staking Reward	0.05204908	7.1
Tomb Shares (TSHARE)	2022-01-23 14:52:40	Staking Reward	0.01658171	218.09
Raydium (RAY)	2022-01-24 11:04:00	Staking Reward	0.29787073	1.55
Solana (SOL)	2022-01-24 11:04:00	Staking Reward	0.05204908	6.73
Tomb Shares (TSHARE)	2022-01-24 15:27:15	Staking Reward	0.01584279	209.58
Raydium (RAY)	2022-01-25 11:04:00	Staking Reward	0.29787073	1.41
Solana (SOL)	2022-01-25 11:04:00	Staking Reward	0.05204908	6.51

DISCLAIMER: Calculated results shown in this report are based on the information you provided at the time of calculation. You should use these results as an estimate and for guidance purposes only. Although we try to ensure the accuracy of these results, errors may occur. Make sure you verify the results. If you have any uncertainty, speak to your tax professional.

Taxable Income Events

Currency	Received	Trade Type	Quantity	Income
Raydium (RAY)	2022-01-26 11:04:00	Staking Reward	0.29787073	1.49
Solana (SOL)	2022-01-26 11:04:00	Staking Reward	0.05204908	6.74
Solana (SOL)	2022-01-27 11:04:00	Staking Reward	0.05204908	6.7
Raydium (RAY)	2022-01-27 11:04:00	Staking Reward	0.29787073	1.48
Tomb Shares (TSHARE)	2022-01-27 13:14:10	Staking Reward	0.04626576	708.53
Solana (SOL)	2022-01-28 11:04:01	Staking Reward	0.05204908	6.63
Raydium (RAY)	2022-01-28 11:04:01	Staking Reward	0.29787073	1.45
Tomb Shares (TSHARE)	2022-01-28 14:20:04	Staking Reward	0.01673698	240.1
Hydrazine (N2H4)	2022-01-29 10:25:30	Staking Reward	59.781763	-0.0006616
Hydrazine (N2H4)	2022-01-29 10:25:30	Staking Reward	5.7	0
Hydrazine (N2H4)	2022-01-29 10:25:53	Staking Reward	110.195121	-0.0006616
Hydrazine (N2H4)	2022-01-29 10:25:53	Staking Reward	2.1	0
Tomb Shares (TSHARE)	2022-01-29 11:32:20	Staking Reward	0.01361809	203.43
Raydium (RAY)	2022-01-30 11:04:00	Staking Reward	0.29787073	1.66
Solana (SOL)	2022-01-30 11:04:00	Staking Reward	0.05204908	6.94
Raydium (RAY)	2022-01-31 11:04:02	Staking Reward	0.29787073	1.59
Solana (SOL)	2022-01-31 11:04:02	Staking Reward	0.05204908	6.9
Tomb Shares (TSHARE)	2022-01-31 12:34:30	Staking Reward	0.02978983	490.46
Tomb (TOMB)	2022-01-31 12:35:27	Staking Reward	35.39796743	104.8
Raydium (RAY)	2022-02-01 11:04:00	Staking Reward	0.29787073	1.61

DISCLAIMER: Calculated results shown in this report are based on the information you provided at the time of calculation. You should use these results as an estimate and for guidance purposes only. Although we try to ensure the accuracy of these results, errors may occur. Make sure you verify the results. If you have any uncertainty, speak to your tax professional.

Taxable Income Events

Currency	Received	Trade Type	Quantity	Income
Solana (SOL)	2022-02-01 11:04:00	Staking Reward	0.05204908	7.41
Tomb Shares (TSHARE)	2022-02-01 12:17:40	Staking Reward	0.01355275	252.29
Tomb (TOMB)	2022-02-02 08:44:53	Staking Reward	37.29305827	110.65
Tomb Shares (TSHARE)	2022-02-02 08:51:00	Staking Reward	0.0112	208.02
Raydium (RAY)	2022-02-02 11:04:00	Staking Reward	0.30439941	1.66
Solana (SOL)	2022-02-02 11:04:00	Staking Reward	0.05239132	8.12
Raydium (RAY)	2022-02-03 11:04:01	Staking Reward	0.30439941	1.57
Solana (SOL)	2022-02-03 11:04:01	Staking Reward	0.05239132	7.6
Tomb (TOMB)	2022-02-03 12:06:52	Staking Reward	18.42608675	49.72
Tomb Shares (TSHARE)	2022-02-03 12:08:15	Staking Reward	0.01445088	219.58
Raydium (RAY)	2022-02-04 11:04:00	Staking Reward	0.30439941	1.54
Solana (SOL)	2022-02-04 11:04:00	Staking Reward	0.05239132	7.41
Tomb Shares (TSHARE)	2022-02-04 13:01:45	Staking Reward	0.01276766	202.54
Raydium (RAY)	2022-02-05 11:04:00	Staking Reward	0.30439941	1.63
Solana (SOL)	2022-02-05 11:04:00	Staking Reward	0.05239132	8.18
Tomb Shares (TSHARE)	2022-02-05 13:58:22	Staking Reward	0.01273946	178.16
Tomb Shares (TSHARE)	2022-02-05 14:11:03	Staking Reward	0.00011054	1.46
Solana (SOL)	2022-02-06 11:04:01	Staking Reward	0.05239132	8.4
Raydium (RAY)	2022-02-06 11:04:01	Staking Reward	0.30439941	1.69
Hydrazine (N2H4)	2022-02-07 09:16:28	Staking Reward	13.379045	-0.00079618

DISCLAIMER: Calculated results shown in this report are based on the information you provided at the time of calculation. You should use these results as an estimate and for guidance purposes only. Although we try to ensure the accuracy of these results, errors may occur. Make sure you verify the results. If you have any uncertainty, speak to your tax professional.

Taxable Income Events

Currency	Received	Trade Type	Quantity	Income
Hydrazine (N2H4)	2022-02-07 09:16:28	Staking Reward	1.2	0
Hydrazine (N2H4)	2022-02-07 09:17:32	Staking Reward	34.83687	-0.00079828
Hydrazine (N2H4)	2022-02-07 09:17:32	Staking Reward	3	0
Raydium (RAY)	2022-02-07 11:04:01	Staking Reward	0.30439941	1.69
Solana (SOL)	2022-02-07 11:04:01	Staking Reward	0.05239132	8.41
Tomb Shares (TSHARE)	2022-02-07 12:41:15	Staking Reward	0.02010153	287.9
Raydium (RAY)	2022-02-08 11:04:00	Staking Reward	0.30439941	1.8
Solana (SOL)	2022-02-08 11:04:00	Staking Reward	0.05239132	8.7
Tomb Shares (TSHARE)	2022-02-08 12:57:18	Staking Reward	0.01095705	127.58
Solana (SOL)	2022-02-09 11:04:00	Staking Reward	0.05239132	8.51
Raydium (RAY)	2022-02-09 11:04:00	Staking Reward	0.30439941	1.72
Tomb Shares (TSHARE)	2022-02-09 12:35:02	Staking Reward	0.01161666	126.85
Raydium (RAY)	2022-02-10 11:04:00	Staking Reward	0.30439941	1.76
Solana (SOL)	2022-02-10 11:04:00	Staking Reward	0.05239132	8.47
Tomb Shares (TSHARE)	2022-02-10 12:25:15	Staking Reward	0.01124593	130.55
Solana (SOL)	2022-02-11 11:04:00	Staking Reward	0.05239132	7.82
Raydium (RAY)	2022-02-11 11:04:00	Staking Reward	0.30439941	1.73
Tomb (TOMB)	2022-02-11 12:41:15	Staking Reward	9.75883133	29.14
Tomb Shares (TSHARE)	2022-02-11 12:41:47	Staking Reward	0.01139139	121.64
Raydium (RAY)	2022-02-12 11:04:00	Staking Reward	0.30439941	1.55

DISCLAIMER: Calculated results shown in this report are based on the information you provided at the time of calculation. You should use these results as an estimate and for guidance purposes only. Although we try to ensure the accuracy of these results, errors may occur. Make sure you verify the results. If you have any uncertainty, speak to your tax professional.

Taxable Income Events

Currency	Received	Trade Type	Quantity	Income
Solana (SOL)	2022-02-12 11:04:00	Staking Reward	0.05239132	7.05
Tomb Shares (TSHARE)	2022-02-12 13:29:52	Staking Reward	0.01165753	105.26
Solana (SOL)	2022-02-13 11:04:04	Staking Reward	0.05239132	7.06
Raydium (RAY)	2022-02-13 11:04:04	Staking Reward	0.30439941	1.53
Raydium (RAY)	2022-02-14 11:04:01	Staking Reward	0.30439941	1.49
Solana (SOL)	2022-02-14 11:04:01	Staking Reward	0.05239132	6.82
Tomb (TOMB)	2022-02-14 12:39:43	Staking Reward	17.76906991	47.51
Tomb Shares (TSHARE)	2022-02-14 12:41:31	Staking Reward	0.02237552	217.11
Hydrazine (N2H4)	2022-02-14 13:32:35	Staking Reward	10.18007	-0.00065066
Hydrazine (N2H4)	2022-02-14 13:32:35	Staking Reward	1.5	0
Hydrazine (N2H4)	2022-02-14 13:33:09	Staking Reward	24.310127	-0.00065066
Hydrazine (N2H4)	2022-02-14 13:33:09	Staking Reward	6	0
Raydium (RAY)	2022-02-15 11:04:02	Staking Reward	0.30439941	1.52
Solana (SOL)	2022-02-15 11:04:02	Staking Reward	0.05239132	7.08
Tomb Shares (TSHARE)	2022-02-15 12:30:38	Staking Reward	0.01115235	102.66
Solana (SOL)	2022-02-16 11:04:00	Staking Reward	0.05239132	7.7
Raydium (RAY)	2022-02-16 11:04:00	Staking Reward	0.30439941	1.64
Tomb Shares (TSHARE)	2022-02-16 13:11:06	Staking Reward	0.01141515	111.1
Solana (SOL)	2022-02-17 11:04:00	Staking Reward	0.05239132	7.47
Raydium (RAY)	2022-02-17 11:04:00	Staking Reward	0.30439941	1.6

DISCLAIMER: Calculated results shown in this report are based on the information you provided at the time of calculation. You should use these results as an estimate and for guidance purposes only. Although we try to ensure the accuracy of these results, errors may occur. Make sure you verify the results. If you have any uncertainty, speak to your tax professional.

Taxable Income Events

Currency	Received	Trade Type	Quantity	Income
Tomb (TOMB)	2022-02-17 12:28:43	Staking Reward	12.52567969	36.73
Tomb Shares (TSHARE)	2022-02-17 12:30:33	Staking Reward	0.01285154	131.03
Raydium (RAY)	2022-02-18 11:04:00	Staking Reward	0.30439941	1.45
Solana (SOL)	2022-02-18 11:04:00	Staking Reward	0.05239132	6.84
Tomb Shares (TSHARE)	2022-02-18 13:10:52	Staking Reward	0.01527636	152.53
Tomb (TOMB)	2022-02-18 13:11:43	Staking Reward	39.80132893	106.85
Raydium (RAY)	2022-02-19 11:04:00	Staking Reward	0.30439941	1.37
Solana (SOL)	2022-02-19 11:04:00	Staking Reward	0.05239132	6.66
Tomb (TOMB)	2022-02-19 18:13:45	Staking Reward	52.07190619	137.4
Tomb Shares (TSHARE)	2022-02-19 18:14:36	Staking Reward	0.0182599	199.81
Solana (SOL)	2022-02-20 11:04:00	Staking Reward	0.05239132	6.59
Raydium (RAY)	2022-02-20 11:04:00	Staking Reward	0.30439941	1.3
Tomb (TOMB)	2022-02-20 15:11:34	Staking Reward	42.28028311	112.81
Tomb Shares (TSHARE)	2022-02-20 15:12:25	Staking Reward	0.01289901	147.04
Raydium (RAY)	2022-02-21 11:04:00	Staking Reward	0.30439941	1.22
Solana (SOL)	2022-02-21 11:04:00	Staking Reward	0.05239132	6.81
Tomb Shares (TSHARE)	2022-02-21 12:45:21	Staking Reward	0.01318941	124.82
Raydium (RAY)	2022-02-22 11:04:00	Staking Reward	0.30439941	1.14
Solana (SOL)	2022-02-22 11:04:00	Staking Reward	0.05239132	6.17
Tomb Shares (TSHARE)	2022-02-22 12:56:55	Staking Reward	0.01474636	114.86

DISCLAIMER: Calculated results shown in this report are based on the information you provided at the time of calculation. You should use these results as an estimate and for guidance purposes only. Although we try to ensure the accuracy of these results, errors may occur. Make sure you verify the results. If you have any uncertainty, speak to your tax professional.

Taxable Income Events

Currency	Received	Trade Type	Quantity	Income
Raydium (RAY)	2022-02-23 11:04:00	Staking Reward	0.30439941	1.17
Solana (SOL)	2022-02-23 11:04:00	Staking Reward	0.05239132	6.37
Tomb Shares (TSHARE)	2022-02-23 12:40:52	Staking Reward	0.01453905	122.33
Raydium (RAY)	2022-02-24 11:04:00	Staking Reward	0.30439941	1.1
Solana (SOL)	2022-02-24 11:04:00	Staking Reward	0.05239132	6.13
Tomb (TOMB)	2022-02-24 13:29:35	Staking Reward	49.39347656	108.04
Tomb Shares (TSHARE)	2022-02-24 16:29:28	Staking Reward	0.01694598	152.33
Tomb Shares (TSHARE)	2022-02-24 20:53:52	Staking Reward	0.00293033	26.15
Tomb Shares (TSHARE)	2022-02-25 08:55:56	Staking Reward	0.0083006	74.46
Raydium (RAY)	2022-02-25 11:04:00	Staking Reward	0.30439941	1.07
Solana (SOL)	2022-02-25 11:04:00	Staking Reward	0.05239132	6.44
Tomb Shares (TSHARE)	2022-02-25 14:06:53	Staking Reward	0.00358319	28.77
Solana (SOL)	2022-02-26 11:04:00	Staking Reward	0.05239132	6.71
Raydium (RAY)	2022-02-26 11:04:00	Staking Reward	0.30439941	1.11
Tomb Shares (TSHARE)	2022-02-26 13:24:50	Staking Reward	0.01555393	161.8
Tomb (TOMB)	2022-02-26 13:25:42	Staking Reward	71.99920863	172.11
Terra (LUNA)	2022-02-26 14:17:56	Staking Reward	12.84105	1,297.03
Raydium (RAY)	2022-02-27 11:04:00	Staking Reward	0.30439941	1.08
Solana (SOL)	2022-02-27 11:04:00	Staking Reward	0.05239132	6.37
Solana (SOL)	2022-02-27 19:41:13	Airdrop	0.00203928	0.2514

DISCLAIMER: Calculated results shown in this report are based on the information you provided at the time of calculation. You should use these results as an estimate and for guidance purposes only. Although we try to ensure the accuracy of these results, errors may occur. Make sure you verify the results. If you have any uncertainty, speak to your tax professional.

Taxable Income Events

Currency	Received	Trade Type	Quantity	Income
SolChicks (CHICKS)	2022-02-27 20:09:38	Airdrop	1	0.02592245
SolChicks (CHICKS)	2022-02-27 21:20:32	Airdrop	1	0.02592245
Tomb (TOMB)	2022-02-28 08:40:08	Staking Reward	95.77073576	234.82
Tomb Shares (TSHARE)	2022-02-28 08:42:33	Staking Reward	0.03376269	309.36
Raydium (RAY)	2022-02-28 11:04:00	Staking Reward	0.30439941	1.03
Solana (SOL)	2022-02-28 11:04:00	Staking Reward	0.05239132	6.19
Raydium (RAY)	2022-03-01 11:04:00	Staking Reward	0.30439941	1.16
Solana (SOL)	2022-03-01 11:04:00	Staking Reward	0.05239132	7.22
Tomb Shares (TSHARE)	2022-03-01 12:35:14	Staking Reward	0.02187635	212.28
Tomb (TOMB)	2022-03-01 12:36:00	Staking Reward	20.81747277	52.69
Hydrazine (N2H4)	2022-03-02 02:59:40	Staking Reward	25.880329	0
Hydrazine (N2H4)	2022-03-02 02:59:40	Staking Reward	1.2	0
Solana (SOL)	2022-03-02 11:04:00	Staking Reward	0.05239132	7.14
Raydium (RAY)	2022-03-02 11:04:00	Staking Reward	0.30439941	1.15
Tomb Shares (TSHARE)	2022-03-02 13:12:45	Staking Reward	0.01890774	194.11
Raydium (RAY)	2022-03-03 11:04:00	Staking Reward	0.30439941	1.18
Solana (SOL)	2022-03-03 11:04:00	Staking Reward	0.05239132	7.29
Tomb Shares (TSHARE)	2022-03-03 12:38:14	Staking Reward	0.01784111	209.15
Tomb (TOMB)	2022-03-03 12:47:31	Staking Reward	44.91782505	123.38
Solana (SOL)	2022-03-04 11:04:00	Staking Reward	0.05239132	6.93

DISCLAIMER: Calculated results shown in this report are based on the information you provided at the time of calculation. You should use these results as an estimate and for guidance purposes only. Although we try to ensure the accuracy of these results, errors may occur. Make sure you verify the results. If you have any uncertainty, speak to your tax professional.

Taxable Income Events

Currency	Received	Trade Type	Quantity	Income
Raydium (RAY)	2022-03-04 11:04:00	Staking Reward	0.30439941	1.12
Tomb Shares (TSHARE)	2022-03-04 13:24:17	Staking Reward	0.01702043	169.22
AstroSwap (ASTRO)	2022-03-04 17:28:21	Airdrop	2.200101	0.03923993
Raydium (RAY)	2022-03-05 11:04:00	Staking Reward	0.30439941	1.06
Tomb Shares (TSHARE)	2022-03-05 11:09:22	Staking Reward	0.01481597	130.21
Raydium (RAY)	2022-03-06 11:04:00	Staking Reward	0.30439941	1.07
Solana (SOL)	2022-03-06 11:04:00	Staking Reward	0.05239132	6.51
Solana (SOL)	2022-03-06 23:14:31	Airdrop	0.00203928	0.241886
Solana (SOL)	2022-03-07 11:04:00	Staking Reward	0.05239132	6.13
Raydium (RAY)	2022-03-07 11:04:00	Staking Reward	0.30439941	1.05
Tomb Shares (TSHARE)	2022-03-07 12:27:16	Staking Reward	0.0335774	230.28
AstroSwap (ASTRO)	2022-03-07 12:31:50	Airdrop	3.616629	0.052233
AstroSwap (ASTRO)	2022-03-07 12:33:13	Airdrop	0.001314	-0.344
Anchor Protocol (ANC)	2022-03-07 12:36:54	Staking Reward	71.31767854	377.98
Solana (SOL)	2022-03-08 11:04:00	Staking Reward	0.05239132	5.84
Raydium (RAY)	2022-03-08 11:04:00	Staking Reward	0.30439941	0.991426
Tomb Shares (TSHARE)	2022-03-08 12:31:55	Staking Reward	0.01608586	99.61
Solana (SOL)	2022-03-09 11:04:00	Staking Reward	0.05239132	5.94
Raydium (RAY)	2022-03-09 11:04:00	Staking Reward	0.30439941	1.01
Tomb Shares (TSHARE)	2022-03-09 12:44:31	Staking Reward	0.01619416	99.48

DISCLAIMER: Calculated results shown in this report are based on the information you provided at the time of calculation. You should use these results as an estimate and for guidance purposes only. Although we try to ensure the accuracy of these results, errors may occur. Make sure you verify the results. If you have any uncertainty, speak to your tax professional.

Taxable Income Events

Currency	Received	Trade Type	Quantity	Income
Raydium (RAY)	2022-03-10 11:04:00	Staking Reward	0.30439941	1.06
Solana (SOL)	2022-03-10 11:04:00	Staking Reward	0.05239132	6.25
Raydium (RAY)	2022-03-11 11:04:00	Staking Reward	0.30439941	1.01
Solana (SOL)	2022-03-11 11:04:00	Staking Reward	0.05239132	5.88
Solana (SOL)	2022-03-12 11:04:00	Staking Reward	0.05239132	5.84
Raydium (RAY)	2022-03-12 11:04:00	Staking Reward	0.30439941	0.990724
Raydium (RAY)	2022-03-13 11:04:00	Staking Reward	0.30439941	0.992921
Solana (SOL)	2022-03-13 11:04:00	Staking Reward	0.05239132	5.8
Solana (SOL)	2022-03-14 11:04:00	Staking Reward	0.05239132	5.67
Raydium (RAY)	2022-03-14 11:04:00	Staking Reward	0.30439941	0.953459
Raydium (RAY)	2022-03-15 11:04:00	Staking Reward	0.30439941	0.967951
Solana (SOL)	2022-03-15 11:04:00	Staking Reward	0.05239132	5.81
Raydium (RAY)	2022-03-16 11:04:01	Staking Reward	0.30439941	1.02
Solana (SOL)	2022-03-16 11:04:01	Staking Reward	0.05239132	6.03
Solana (SOL)	2022-03-17 11:04:00	Staking Reward	0.05239132	6.36
Raydium (RAY)	2022-03-17 11:04:00	Staking Reward	0.30439941	1.08
Tomb Shares (TSHARE)	2022-03-17 13:34:45	Staking Reward	0.09527279	441.6
Raydium (RAY)	2022-03-18 11:04:00	Staking Reward	0.30439941	1.06
Solana (SOL)	2022-03-18 11:04:00	Staking Reward	0.05239132	6.32
Raydium (RAY)	2022-03-19 11:04:00	Staking Reward	0.30439941	1.13

DISCLAIMER: Calculated results shown in this report are based on the information you provided at the time of calculation. You should use these results as an estimate and for guidance purposes only. Although we try to ensure the accuracy of these results, errors may occur. Make sure you verify the results. If you have any uncertainty, speak to your tax professional.

Taxable Income Events

Currency	Received	Trade Type	Quantity	Income
Solana (SOL)	2022-03-19 11:04:00	Staking Reward	0.05239132	6.66
Raydium (RAY)	2022-03-20 11:04:01	Staking Reward	0.30439941	1.21
Solana (SOL)	2022-03-20 11:04:01	Staking Reward	0.05239132	6.66
Solana (SOL)	2022-03-21 11:04:00	Staking Reward	0.05239132	6.46
Raydium (RAY)	2022-03-21 11:04:00	Staking Reward	0.30439941	1.14
Raydium (RAY)	2022-03-22 11:04:00	Staking Reward	0.30439941	1.11
Raydium (RAY)	2022-03-23 11:04:01	Staking Reward	0.30439941	1.15
Solana (SOL)	2022-03-23 11:04:01	Staking Reward	0.05239132	6.37
Solana (SOL)	2022-03-24 11:04:00	Staking Reward	0.05239132	6.69
Raydium (RAY)	2022-03-24 11:04:00	Staking Reward	0.30439941	1.25
Solana (SOL)	2022-03-25 11:04:00	Staking Reward	0.05239132	7.15
Raydium (RAY)	2022-03-25 11:04:00	Staking Reward	0.30439941	1.3
Solana (SOL)	2022-03-26 11:04:01	Staking Reward	0.05239132	6.94
Raydium (RAY)	2022-03-26 11:04:01	Staking Reward	0.30439941	1.26
Raydium (RAY)	2022-03-27 11:04:01	Staking Reward	0.30439941	1.26
Tomb Shares (TSHARE)	2022-03-27 15:19:54	Staking Reward	0.10176521	799.72
Anchor Protocol (ANC)	2022-03-28 11:13:00	Staking Reward	10.200681	33.47
TerraUSD (UST)	2022-03-28 11:15:04	Staking Reward	42.04969	56.55
Tomb Shares (TSHARE)	2022-03-28 15:18:48	Staking Reward	0.00947415	77.32
Raydium (RAY)	2022-03-29 11:04:01	Staking Reward	0.30439941	1.33

DISCLAIMER: Calculated results shown in this report are based on the information you provided at the time of calculation. You should use these results as an estimate and for guidance purposes only. Although we try to ensure the accuracy of these results, errors may occur. Make sure you verify the results. If you have any uncertainty, speak to your tax professional.

Taxable Income Events

Currency	Received	Trade Type	Quantity	Income
Solana (SOL)	2022-03-29 11:04:01	Staking Reward	0.05239132	7.54
Raydium (RAY)	2022-03-30 11:04:01	Staking Reward	0.30439941	1.35
Solana (SOL)	2022-03-30 11:04:01	Staking Reward	0.05239132	7.63
Tomb Shares (TSHARE)	2022-03-30 13:14:48	Staking Reward	0.01776659	114.3
Raydium (RAY)	2022-03-31 11:04:00	Staking Reward	0.30439941	1.41
Solana (SOL)	2022-03-31 11:04:00	Staking Reward	0.05239132	8.43
Raydium (RAY)	2022-04-01 11:04:00	Staking Reward	0.30439941	1.37
Solana (SOL)	2022-04-01 11:04:00	Staking Reward	0.05239132	8.64
Solana (SOL)	2022-04-02 11:04:00	Staking Reward	0.05239132	9.55
Raydium (RAY)	2022-04-02 11:04:00	Staking Reward	0.30439941	1.48
Raydium (RAY)	2022-04-03 11:04:00	Staking Reward	0.30439941	1.44
Solana (SOL)	2022-04-03 11:04:00	Staking Reward	0.05239132	9.24
Raydium (RAY)	2022-04-04 11:04:00	Staking Reward	0.30439941	1.48
Solana (SOL)	2022-04-04 11:04:00	Staking Reward	0.05239132	9.43
Raydium (RAY)	2022-04-05 11:04:00	Staking Reward	0.30439941	1.4
Solana (SOL)	2022-04-05 11:04:00	Staking Reward	0.05239132	9.1
Raydium (RAY)	2022-04-06 11:04:00	Staking Reward	0.30439941	1.35
Solana (SOL)	2022-04-06 11:04:00	Staking Reward	0.05239132	8.86
Tomb Shares (TSHARE)	2022-04-06 13:34:43	Staking Reward	0.04168631	182.11
Tomb (TOMB)	2022-04-06 13:35:20	Staking Reward	24.02949571	44.26

DISCLAIMER: Calculated results shown in this report are based on the information you provided at the time of calculation. You should use these results as an estimate and for guidance purposes only. Although we try to ensure the accuracy of these results, errors may occur. Make sure you verify the results. If you have any uncertainty, speak to your tax professional.

Taxable Income Events

Currency	Received	Trade Type	Quantity	Income
Raydium (RAY)	2022-04-07 11:04:00	Staking Reward	0.30439941	1.21
Solana (SOL)	2022-04-07 11:04:00	Staking Reward	0.05239132	7.89
Tomb Shares (TSHARE)	2022-04-07 12:25:34	Staking Reward	0.00549101	28.22
Tomb (TOMB)	2022-04-07 12:26:11	Staking Reward	75.65292916	133.71
Raydium (RAY)	2022-04-08 11:04:01	Staking Reward	0.30439941	1.27
Solana (SOL)	2022-04-08 11:04:01	Staking Reward	0.05239132	8.4
Raydium (RAY)	2022-04-09 11:04:01	Staking Reward	0.30439941	1.18
Solana (SOL)	2022-04-09 11:04:01	Staking Reward	0.05239132	7.82
Tomb Shares (TSHARE)	2022-04-09 15:23:42	Staking Reward	0.01380567	93.62
Tomb (TOMB)	2022-04-09 15:24:17	Staking Reward	257.99352266	436.49
Raydium (RAY)	2022-04-10 11:04:00	Staking Reward	0.30439941	1.21
Tomb Shares (TSHARE)	2022-04-10 11:47:45	Staking Reward	0.00584198	38.15
Tomb (TOMB)	2022-04-10 11:48:16	Staking Reward	37.8522647	66.03
Raydium (RAY)	2022-04-11 11:04:00	Staking Reward	0.30439941	1.18
Anchor Protocol (ANC)	2022-04-11 11:10:54	Staking Reward	5.596187	20.09
Raydium (RAY)	2022-04-12 11:04:01	Staking Reward	0.30439941	1.11
Tomb Shares (TSHARE)	2022-04-12 11:44:29	Staking Reward	0.01430411	89.39
Tomb (TOMB)	2022-04-12 11:45:19	Staking Reward	234.82159501	357.69
Solana (SOL)	2022-04-13 11:04:00	Staking Reward	0.05239132	7.23
Raydium (RAY)	2022-04-13 11:04:00	Staking Reward	0.30439941	1.12

DISCLAIMER: Calculated results shown in this report are based on the information you provided at the time of calculation. You should use these results as an estimate and for guidance purposes only. Although we try to ensure the accuracy of these results, errors may occur. Make sure you verify the results. If you have any uncertainty, speak to your tax professional.

Taxable Income Events

Currency	Received	Trade Type	Quantity	Income
Tomb Shares (TSHARE)	2022-04-13 18:08:07	Staking Reward	0.00959275	67.41
Tomb (TOMB)	2022-04-13 18:09:12	Staking Reward	122.37361925	193.08
Raydium (RAY)	2022-04-14 11:04:00	Staking Reward	0.30439941	1.16
Solana (SOL)	2022-04-14 11:04:00	Staking Reward	0.05239132	7.4
Tomb Shares (TSHARE)	2022-04-14 15:41:23	Staking Reward	0.00709726	55.86
Tomb (TOMB)	2022-04-14 15:42:13	Staking Reward	41.59014344	66.63
Raydium (RAY)	2022-04-15 11:04:01	Staking Reward	0.30439941	1.11
Solana (SOL)	2022-04-15 11:04:01	Staking Reward	0.05239132	7.1
Solana (SOL)	2022-04-16 11:04:00	Staking Reward	0.05239132	7.19
Raydium (RAY)	2022-04-16 11:04:00	Staking Reward	0.30439941	1.13
888crypto.pro (888CRYPTO.PRO)	2022-04-17 08:00:30	Airdrop	1,500,000	216.49
Raydium (RAY)	2022-04-17 11:04:00	Staking Reward	0.30439941	1.12
Solana (SOL)	2022-04-17 11:04:00	Staking Reward	0.05239132	7.21
Tomb Shares (TSHARE)	2022-04-18 10:54:50	Staking Reward	0.03067049	215.84
Tomb (TOMB)	2022-04-18 10:55:27	Staking Reward	86.55159388	131.93
Raydium (RAY)	2022-04-19 11:04:01	Staking Reward	0.30439941	1.1
Solana (SOL)	2022-04-19 11:04:01	Staking Reward	0.05239132	7.35
Solana (SOL)	2022-04-20 11:04:00	Staking Reward	0.05239132	7.57
Raydium (RAY)	2022-04-20 11:04:00	Staking Reward	0.30439941	1.13
Raydium (RAY)	2022-04-21 11:04:00	Staking Reward	0.30439941	1.11

DISCLAIMER: Calculated results shown in this report are based on the information you provided at the time of calculation. You should use these results as an estimate and for guidance purposes only. Although we try to ensure the accuracy of these results, errors may occur. Make sure you verify the results. If you have any uncertainty, speak to your tax professional.

Taxable Income Events

Currency	Received	Trade Type	Quantity	Income
Solana (SOL)	2022-04-21 11:04:00	Staking Reward	0.05239132	7.59
Raydium (RAY)	2022-04-22 11:04:00	Staking Reward	0.30439941	1.1
Solana (SOL)	2022-04-22 11:04:00	Staking Reward	0.05239132	7.41
Raydium (RAY)	2022-04-23 11:04:00	Staking Reward	0.30439941	1.11
Solana (SOL)	2022-04-23 11:04:00	Staking Reward	0.05239132	7.24
Solana (SOL)	2022-04-24 11:04:00	Staking Reward	0.05239132	7.3
Raydium (RAY)	2022-04-24 11:04:00	Staking Reward	0.30439941	1.08
Raydium (RAY)	2022-04-25 11:04:00	Staking Reward	0.30439941	1.13
Solana (SOL)	2022-04-25 11:04:00	Staking Reward	0.05239132	7.01
Raydium (RAY)	2022-04-26 11:04:00	Staking Reward	0.30439941	1.1
Solana (SOL)	2022-04-26 11:04:00	Staking Reward	0.05239132	7.33
Raydium (RAY)	2022-04-27 11:04:01	Staking Reward	0.30439941	1.02
Solana (SOL)	2022-04-27 11:04:01	Staking Reward	0.05239132	6.95
Tomb Shares (TSHARE)	2022-04-27 16:04:29	Staking Reward	0.07205687	369.01
Tomb (TOMB)	2022-04-27 16:05:24	Staking Reward	60.77884484	80.42
Solana (SOL)	2022-04-28 11:04:00	Staking Reward	0.05239132	7.33
Raydium (RAY)	2022-04-28 11:04:01	Staking Reward	0.30439941	1.05
Solana (SOL)	2022-04-29 11:04:01	Staking Reward	0.05239132	7.29
Raydium (RAY)	2022-04-29 11:04:01	Staking Reward	0.30439941	1.05
Solana (SOL)	2022-04-30 11:04:00	Staking Reward	0.05239132	7.02

DISCLAIMER: Calculated results shown in this report are based on the information you provided at the time of calculation. You should use these results as an estimate and for guidance purposes only. Although we try to ensure the accuracy of these results, errors may occur. Make sure you verify the results. If you have any uncertainty, speak to your tax professional.

Taxable Income Events

Currency	Received	Trade Type	Quantity	Income
Raydium (RAY)	2022-04-30 11:04:00	Staking Reward	0.30439941	1
Raydium (RAY)	2022-05-01 11:04:01	Staking Reward	0.30439941	0.904299
Solana (SOL)	2022-05-01 11:04:01	Staking Reward	0.05239132	6.35
Solana (SOL)	2022-05-02 11:04:00	Staking Reward	0.05239132	6.72
Raydium (RAY)	2022-05-02 11:04:00	Staking Reward	0.30439941	0.960375
Solana (SOL)	2022-05-02 13:12:27	Staking Reward	0.00203928	0.259407
Raydium (RAY)	2022-05-03 11:04:01	Staking Reward	0.30439941	0.938508
Solana (SOL)	2022-05-03 11:04:01	Staking Reward	0.05239132	6.48
Raydium (RAY)	2022-05-04 11:04:00	Staking Reward	0.30439941	0.91837
Solana (SOL)	2022-05-04 11:04:00	Staking Reward	0.05239132	6.4
Raydium (RAY)	2022-05-05 11:04:00	Staking Reward	0.30439941	0.974843
Solana (SOL)	2022-05-05 11:04:00	Staking Reward	0.05239132	6.98
Raydium (RAY)	2022-05-06 11:04:00	Staking Reward	0.30439941	0.883079
Solana (SOL)	2022-05-06 11:04:00	Staking Reward	0.05239132	6.19
Raydium (RAY)	2022-05-07 11:04:00	Staking Reward	0.30439941	0.868517
Solana (SOL)	2022-05-07 11:04:00	Staking Reward	0.05239132	6.05
Raydium (RAY)	2022-05-08 11:04:00	Staking Reward	0.30439941	0.83435
Solana (SOL)	2022-05-08 11:04:00	Staking Reward	0.05239132	5.82
Raydium (RAY)	2022-05-09 11:04:00	Staking Reward	0.30439941	0.811162
Solana (SOL)	2022-05-09 11:04:00	Staking Reward	0.05239132	5.72

DISCLAIMER: Calculated results shown in this report are based on the information you provided at the time of calculation. You should use these results as an estimate and for guidance purposes only. Although we try to ensure the accuracy of these results, errors may occur. Make sure you verify the results. If you have any uncertainty, speak to your tax professional.

Taxable Income Events

Currency	Received	Trade Type	Quantity	Income
Solana (SOL)	2022-05-10 11:04:00	Staking Reward	0.05239132	4.95
Raydium (RAY)	2022-05-10 11:04:00	Staking Reward	0.30439941	0.702281
Solana (SOL)	2022-05-11 11:04:00	Staking Reward	0.05239132	5.06
Raydium (RAY)	2022-05-11 11:04:00	Staking Reward	0.30439941	0.690441
Solana (SOL)	2022-05-12 05:10:03	Staking Reward	0.00203928	0.146081
Raydium (RAY)	2022-05-12 11:04:00	Staking Reward	0.30439941	0.595212
Solana (SOL)	2022-05-12 11:04:00	Staking Reward	0.05239132	4
Raydium (RAY)	2022-05-13 11:04:00	Staking Reward	0.30439941	0.549051
Solana (SOL)	2022-05-13 11:04:00	Staking Reward	0.05239132	3.55
Solana (SOL)	2022-05-14 11:04:00	Staking Reward	0.05239132	3.83
Raydium (RAY)	2022-05-14 11:04:00	Staking Reward	0.30439941	0.550106
Solana (SOL)	2022-05-15 11:04:00	Staking Reward	0.05239132	3.84
Raydium (RAY)	2022-05-15 11:04:00	Staking Reward	0.30439941	0.567485
Raydium (RAY)	2022-05-16 11:04:00	Staking Reward	0.30439941	0.589961
Solana (SOL)	2022-05-16 11:04:00	Staking Reward	0.05239132	4.33
Raydium (RAY)	2022-05-17 11:04:00	Staking Reward	0.30439941	0.531558
Solana (SOL)	2022-05-17 11:04:00	Staking Reward	0.05239132	4.1
Solana (SOL)	2022-05-18 11:04:00	Staking Reward	0.05239132	4.25
Raydium (RAY)	2022-05-18 11:04:00	Staking Reward	0.30439941	0.563674
Raydium (RAY)	2022-05-19 11:04:00	Staking Reward	0.30439941	0.508191

DISCLAIMER: Calculated results shown in this report are based on the information you provided at the time of calculation. You should use these results as an estimate and for guidance purposes only. Although we try to ensure the accuracy of these results, errors may occur. Make sure you verify the results. If you have any uncertainty, speak to your tax professional.

Taxable Income Events

Currency	Received	Trade Type	Quantity	Income
Solana (SOL)	2022-05-19 11:04:00	Staking Reward	0.05239132	3.79
Raydium (RAY)	2022-05-20 11:04:00	Staking Reward	0.30439941	0.502883
Solana (SOL)	2022-05-20 11:04:00	Staking Reward	0.05239132	3.85
Raydium (RAY)	2022-05-21 11:04:00	Staking Reward	0.30439941	0.461061
Solana (SOL)	2022-05-21 11:04:00	Staking Reward	0.05239132	3.65
Raydium (RAY)	2022-05-22 11:04:00	Staking Reward	0.30439941	0.461019
Solana (SOL)	2022-05-22 11:04:00	Staking Reward	0.05239132	3.75
Raydium (RAY)	2022-05-23 11:04:00	Staking Reward	0.30439941	0.468328
Solana (SOL)	2022-05-23 11:04:00	Staking Reward	0.05239132	3.88
Raydium (RAY)	2022-05-24 11:04:00	Staking Reward	0.30439941	0.435676
Solana (SOL)	2022-05-24 11:04:00	Staking Reward	0.05239132	3.66
Solana (SOL)	2022-05-25 11:04:00	Staking Reward	0.05239132	3.66
Raydium (RAY)	2022-05-25 11:04:00	Staking Reward	0.30439941	0.428335
Raydium (RAY)	2022-05-26 11:04:00	Staking Reward	0.30439941	0.3894
Solana (SOL)	2022-05-26 11:04:00	Staking Reward	0.05239132	3.59
Terra Luna C... (LUNC)	2022-05-27 01:38:00	Airdrop	0.00006632	0.00000002
Solana (SOL)	2022-05-27 11:04:00	Staking Reward	0.05239132	3.21
Raydium (RAY)	2022-05-27 11:04:00	Staking Reward	0.30439941	0.378984
Tomb Shares (TSHARE)	2022-05-27 14:06:56	Staking Reward	0.19294568	135.89
Solana (SOL)	2022-05-28 11:04:00	Staking Reward	0.05239132	3.1

DISCLAIMER: Calculated results shown in this report are based on the information you provided at the time of calculation. You should use these results as an estimate and for guidance purposes only. Although we try to ensure the accuracy of these results, errors may occur. Make sure you verify the results. If you have any uncertainty, speak to your tax professional.

Taxable Income Events

Currency	Received	Trade Type	Quantity	Income
Raydium (RAY)	2022-05-28 11:04:00	Staking Reward	0.30439941	0.378274
Solana (SOL)	2022-05-29 11:04:00	Staking Reward	0.05239132	3.21
Raydium (RAY)	2022-05-29 11:04:00	Staking Reward	0.30439941	0.3998
Raydium (RAY)	2022-05-30 11:04:00	Staking Reward	0.30439941	0.401853
Solana (SOL)	2022-05-30 11:04:00	Staking Reward	0.05239132	3.3
Luna2 (LUNA2)	2022-05-30 15:42:43	Airdrop	0.00000006	0
Solana (SOL)	2022-05-31 11:04:00	Staking Reward	0.05239132	3.42
Raydium (RAY)	2022-05-31 11:04:00	Staking Reward	0.30439941	0.430969
Solana (SOL)	2022-06-01 11:04:00	Staking Reward	0.05239132	3.33
Raydium (RAY)	2022-06-01 11:04:00	Staking Reward	0.30439941	0.431193
Solana (SOL)	2022-06-02 11:04:00	Staking Reward	0.05239132	2.88
Raydium (RAY)	2022-06-02 11:04:00	Staking Reward	0.30439941	0.384044
Solana (SOL)	2022-06-03 11:04:00	Staking Reward	0.05239132	2.93
Raydium (RAY)	2022-06-03 11:04:00	Staking Reward	0.30439941	0.393354
Solana (SOL)	2022-06-04 11:04:00	Staking Reward	0.05239132	2.68
Raydium (RAY)	2022-06-04 11:04:00	Staking Reward	0.30439941	0.370777
Solana (SOL)	2022-06-05 11:04:00	Staking Reward	0.05239132	2.78
Raydium (RAY)	2022-06-05 11:04:00	Staking Reward	0.30439941	0.369191
Raydium (RAY)	2022-06-06 11:04:00	Staking Reward	0.30439941	0.370758
Solana (SOL)	2022-06-06 11:04:00	Staking Reward	0.05239132	2.89

DISCLAIMER: Calculated results shown in this report are based on the information you provided at the time of calculation. You should use these results as an estimate and for guidance purposes only. Although we try to ensure the accuracy of these results, errors may occur. Make sure you verify the results. If you have any uncertainty, speak to your tax professional.

Taxable Income Events

Currency	Received	Trade Type	Quantity	Income
Raydium (RAY)	2022-06-07 11:04:00	Staking Reward	0.30439941	0.392841
Solana (SOL)	2022-06-07 11:04:00	Staking Reward	0.05239132	2.95
Raydium (RAY)	2022-06-08 11:04:00	Staking Reward	0.30439941	0.377698
Solana (SOL)	2022-06-08 11:04:00	Staking Reward	0.05239132	2.85
Solana (SOL)	2022-06-09 11:04:00	Staking Reward	0.05239132	2.85
Raydium (RAY)	2022-06-09 11:04:00	Staking Reward	0.30439941	0.373975
Raydium (RAY)	2022-06-10 11:04:00	Staking Reward	0.30439941	0.376706
Solana (SOL)	2022-06-10 11:04:00	Staking Reward	0.05239132	2.92
Raydium (RAY)	2022-06-11 11:04:00	Staking Reward	0.30439941	0.34366
Solana (SOL)	2022-06-11 11:04:00	Staking Reward	0.05239132	2.76
Solana (SOL)	2022-06-12 11:04:00	Staking Reward	0.05239132	2.5
Raydium (RAY)	2022-06-12 11:04:00	Staking Reward	0.30439941	0.318076
Raydium (RAY)	2022-06-13 11:04:00	Staking Reward	0.30439941	0.323311
Solana (SOL)	2022-06-13 11:04:00	Staking Reward	0.05239132	2.24
Raydium (RAY)	2022-06-14 11:04:00	Staking Reward	0.30439941	0.300068
Solana (SOL)	2022-06-14 11:04:00	Staking Reward	0.05239132	2.09
Raydium (RAY)	2022-06-15 11:04:00	Staking Reward	0.30439941	0.315057
Solana (SOL)	2022-06-15 11:04:00	Staking Reward	0.05239132	2.24
Raydium (RAY)	2022-06-16 11:04:00	Staking Reward	0.30439941	0.323914
Solana (SOL)	2022-06-16 11:04:00	Staking Reward	0.05239132	2.66

DISCLAIMER: Calculated results shown in this report are based on the information you provided at the time of calculation. You should use these results as an estimate and for guidance purposes only. Although we try to ensure the accuracy of these results, errors may occur. Make sure you verify the results. If you have any uncertainty, speak to your tax professional.

Taxable Income Events

Currency	Received	Trade Type	Quantity	Income
Raydium (RAY)	2022-06-17 11:04:00	Staking Reward	0.30439941	0.287928
Solana (SOL)	2022-06-17 11:04:00	Staking Reward	0.05239132	2.24
Raydium (RAY)	2022-06-18 11:04:00	Staking Reward	0.30439941	0.291768
Solana (SOL)	2022-06-18 11:04:00	Staking Reward	0.05239132	2.33
Raydium (RAY)	2022-06-19 11:04:00	Staking Reward	0.30439941	0.276535
Solana (SOL)	2022-06-19 11:04:00	Staking Reward	0.05239132	2.33
Solana (SOL)	2022-06-20 11:04:00	Staking Reward	0.05239132	2.51
Raydium (RAY)	2022-06-20 11:04:00	Staking Reward	0.30439941	0.304576
Solana (SOL)	2022-06-21 11:04:00	Staking Reward	0.05239132	2.66
Raydium (RAY)	2022-06-21 11:04:00	Staking Reward	0.30439941	0.30775
Raydium (RAY)	2022-06-22 11:04:00	Staking Reward	0.30439941	0.315143
Solana (SOL)	2022-06-22 11:04:00	Staking Reward	0.05239132	2.74
Raydium (RAY)	2022-06-23 11:04:00	Staking Reward	0.30439941	0.304653
Solana (SOL)	2022-06-23 11:04:00	Staking Reward	0.05239132	2.68
Raydium (RAY)	2022-06-24 11:04:00	Staking Reward	0.30439941	0.326173
Solana (SOL)	2022-06-24 11:04:00	Staking Reward	0.05239132	2.87
Solana (SOL)	2022-06-25 11:04:00	Staking Reward	0.05239132	3.16
Raydium (RAY)	2022-06-25 11:04:00	Staking Reward	0.30439941	0.338293
Solana (SOL)	2022-06-26 11:04:00	Staking Reward	0.05239132	3.19
Raydium (RAY)	2022-06-26 11:04:00	Staking Reward	0.30439941	0.333523

DISCLAIMER: Calculated results shown in this report are based on the information you provided at the time of calculation. You should use these results as an estimate and for guidance purposes only. Although we try to ensure the accuracy of these results, errors may occur. Make sure you verify the results. If you have any uncertainty, speak to your tax professional.

Taxable Income Events

Currency	Received	Trade Type	Quantity	Income
Raydium (RAY)	2022-06-27 11:04:00	Staking Reward	0.30439941	0.317822
Solana (SOL)	2022-06-27 11:04:00	Staking Reward	0.05239132	2.98
Solana (SOL)	2022-06-28 11:04:00	Staking Reward	0.05239132	2.91
Raydium (RAY)	2022-06-28 11:04:00	Staking Reward	0.30439941	0.311279
Raydium (RAY)	2022-06-29 11:04:00	Staking Reward	0.30439941	0.29748
Solana (SOL)	2022-06-29 11:04:00	Staking Reward	0.05239132	2.68
Solana (SOL)	2022-06-30 11:04:00	Staking Reward	0.05239132	2.55
Raydium (RAY)	2022-06-30 11:04:00	Staking Reward	0.30439941	0.293091
Totals				18,134.47

30100 - Accountancy Fees

2022 Financial Year

Preparer Shelley Lian

Reviewer Steven Lee

Status Ready for Review

Account Code	Description	CY Balance	LY Balance	Change
30100	Accountancy Fees	\$1,225.00	\$895.00	36.87%
TOTAL		CY Balance	LY Balance	
		\$1,225.00	\$895.00	

Supporting Documents

- General Ledger [Report](#)
- INV-0738.pdf

Standard Checklist

- Attach all source documentation
- Ensure all Transactions have been entered

Peter Kruger Super Fund

General Ledger

As at 30 June 2022

Transaction Date	Description	Units	Debit	Credit	Balance \$
Accountancy Fees (30100)					
<u>Accountancy Fees (30100)</u>					
20/08/2021	Transfer to CBA A/c NetBank SMSF Audit deposit		550.00		550.00 DR
27/05/2022	Transfer To Superhelp Aust PL NetBank Peter Kruger Super Fund		675.00		1,225.00 DR
			1,225.00		1,225.00 DR

Total Debits: 1,225.00

Total Credits: 0.00



TAX INVOICE

Peter Kruger Super

Invoice Date
11 May 2022

Invoice Number
INV-0738

ABN
60 061 126 663

SuperHelp Australia
PTY LTD
PO Box 1906
MACQUARIE
CENTRE NSW 2113
AUSTRALIA

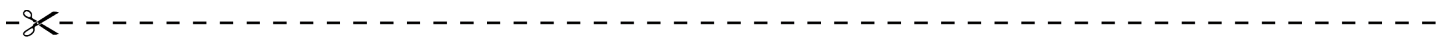
Item	Description	Quantity	Unit Price	GST	Amount AUD
EOY	SMSF Annual Administration	1.00	1,100.00	10%	1,100.00
ADD INV	Additional Investments	27.00	25.00	10%	675.00
DEPO	Deposit	1.00	(550.00)	10%	(550.00)
INCLUDES GST 10%					111.36
TOTAL AUD					1,225.00
Less Amount Paid					1,225.00
AMOUNT DUE AUD					0.00

Due Date: 25 May 2022

Please pay the balance of our fees by direct credit into our bank account.

OUR BANK DETAILS (Use your name or your SMSF name as the reference):

Account Name: Superhelp Australia Pty Ltd
Bank: Commonwealth Bank
BSB: 06 2099
Account Number: 1041 7929



PAYMENT ADVICE

To: SuperHelp Australia PTY LTD
PO Box 1906
MACQUARIE CENTRE NSW 2113
AUSTRALIA

Customer Peter Kruger Super
Invoice Number INV-0738

Amount Due **0.00**
Due Date 25 May 2022

Amount Enclosed

Enter the amount you are paying above

30400 - ATO Supervisory Levy

2022 Financial Year

Preparer Shelley Lian

Reviewer Steven Lee

Status Ready for Review

Account Code	Description	CY Balance	LY Balance	Change
30400	ATO Supervisory Levy	\$259.00	\$259.00	0%
TOTAL		CY Balance	LY Balance	
		\$259.00	\$259.00	

Supporting Documents

- General Ledger [Report](#)
- ATO_Income_Tax.pdf

Standard Checklist

- Attach all source documentation
- Ensure all Transactions have been entered

Peter Kruger Super Fund

General Ledger

As at 30 June 2022

Transaction Date	Description	Units	Debit	Credit	Balance \$
ATO Supervisory Levy (30400)					
<u>ATO Supervisory Levy (30400)</u>					
17/06/2022	TAX OFFICE PAYMENTS NetBank BPAY 75556 002004988350778221 Tax return		259.00		259.00 DR
			259.00		259.00 DR

Total Debits: 259.00

Total Credits: 0.00



Australian Government
Australian Taxation Office

Agent SUPERHELP AUSTRALIA PTY LTD
Client THE TRUSTEE FOR PETER
KRUGER SUPER FUND
ABN 61 887 872 187
TFN 498 835 077

Income tax 002

Date generated	07 June 2023
Overdue	\$0.00
Not yet due	\$0.00
Balance	\$0.00

Transactions

6 results found - from **07 June 2021** to **07 June 2023** sorted by **processed date** ordered **newest to oldest**

Processed date	Effective date	Description	Debit (DR)	Credit (CR)	Balance
20 Jun 2022	20 Jun 2022	General interest charge			\$0.00
20 Jun 2022	17 Jun 2022	Payment received		\$12,470.82	\$0.00
1 Jun 2022	14 Jun 2022	Tax return Self Man Superfund - Income Tax for the period from 01 Jul 20 to 30 Jun 21	\$12,470.82		\$12,470.82 DR
27 Jul 2021	27 Jul 2021	Non-pursuit - irrecoverable at law - Income Tax		\$0.04	\$0.00
27 Jul 2021	17 May 2021	Client initiated amended Tax return Self Man Superfund - Income Tax for the period from 01 Jul 19 to 30 Jun 20		\$4,236.96	\$0.04 DR
25 Jun 2021	26 Jul 2021	Tax Office initiated amended Tax return Self Man Superfund - Income Tax for the period from 01 Jul 19 to 30 Jun 20	\$4,237.00		\$4,237.00 DR

30700 - Auditor's Remuneration

2022 Financial Year

Preparer Shelley Lian

Reviewer Steven Lee

Status Ready for Review

Account Code	Description	CY Balance	LY Balance	Change
30700	Auditor's Remuneration	\$550.00	\$450.00	22.22%
TOTAL		CY Balance	LY Balance	
		\$550.00	\$450.00	

Supporting Documents

- General Ledger [Report](#)
- INV-0738.pdf
- 2021 invoice - Peter Kruger Super Fund.pdf [30700](#)

Standard Checklist

- Attach all source documentation
- Ensure all Transactions have been entered

Peter Kruger Super Fund

General Ledger

As at 30 June 2022

Transaction Date	Description	Units	Debit	Credit	Balance \$
Auditor's Remuneration (30700)					
Auditor's Remuneration (30700)					
27/05/2022	Transfer To Superhelp Aust PL NetBank Peter Kruger Super Fund		550.00		550.00 DR
			550.00		550.00 DR

Total Debits: 550.00

Total Credits: 0.00



TAX INVOICE

Peter Kruger Super

Invoice Date
11 May 2022

Invoice Number
INV-0738

ABN
60 061 126 663

SuperHelp Australia
PTY LTD
PO Box 1906
MACQUARIE
CENTRE NSW 2113
AUSTRALIA

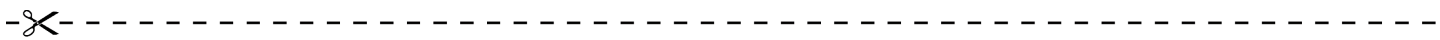
Item	Description	Quantity	Unit Price	GST	Amount AUD
EOY	SMSF Annual Administration	1.00	1,100.00	10%	1,100.00
ADD INV	Additional Investments	27.00	25.00	10%	675.00
DEPO	Deposit	1.00	(550.00)	10%	(550.00)
INCLUDES GST 10%					111.36
TOTAL AUD					1,225.00
Less Amount Paid					1,225.00
AMOUNT DUE AUD					0.00

Due Date: 25 May 2022

Please pay the balance of our fees by direct credit into our bank account.

OUR BANK DETAILS (Use your name or your SMSF name as the reference):

Account Name: Superhelp Australia Pty Ltd
Bank: Commonwealth Bank
BSB: 06 2099
Account Number: 1041 7929



PAYMENT ADVICE

To: SuperHelp Australia PTY LTD
PO Box 1906
MACQUARIE CENTRE NSW 2113
AUSTRALIA

Customer Peter Kruger Super
Invoice Number INV-0738

Amount Due **0.00**
Due Date 25 May 2022

Amount Enclosed

Enter the amount you are paying above

PINNACLE SUPER

TAX INVOICE

Peter Kruger Super Fund
3 Lydstep Circuit
CARINDALE QLD 4152

Invoice Date
10 May 2022

Account Number

Invoice Number
INV-0711

Reference

Pinnacle Super Pty Ltd
PO Box 49
PENRITH NSW 2751
ABN 34 644 503 980

Description	Quantity	Unit Price	GST	Amount AUD
Provision of the statutory audit of the abovenamed Fund for the year ended 30 June 2021				
Issue of audit report for the Fund	1.00	500.00	10%	500.00
			Subtotal	500.00
			Total GST 10%	50.00
			Invoice Total AUD	550.00
			Total Net Payments AUD	0.00
			Amount Due AUD	550.00

Due Date: 24 May 2022

Methods of payment:

- * Electronic Funds Transfer (EFT): Acc Name: Pinnacle Super Pty Ltd, BSB: 032-278 , Acc: 818524 - please quote invoice number
- * Cheque - please attach the payment advice
- * Mastercard / Visa / Bankcard:
Card Number.....
Cardholder.....
Expiry Date..... Signature

30800 - ASIC Fees

2022 Financial Year

Preparer Shelley Lian

Reviewer Steven Lee

Status Ready for Review

Account Code	Description	CY Balance	LY Balance	Change
30800	ASIC Fees	\$56.00	\$55.00	1.82%
TOTAL		CY Balance	LY Balance	
		\$56.00	\$55.00	

Supporting Documents

- General Ledger [Report](#)
- ASIC Company fee 220501.pdf

Standard Checklist

- Attach all source documentation
- Ensure all Transactions have been entered

Peter Kruger Super Fund

General Ledger

As at 30 June 2022

Transaction Date	Description	Units	Debit	Credit	Balance \$
ASIC Fees (30800)					
ASIC Fees (30800)					
01/05/2022	ASIC NetBank BPAY 17301 2296247426234		56.00		56.00 DR
			56.00		56.00 DR

Total Debits: 56.00

Total Credits: 0.00



ASIC
Australian Securities & Investments Commission

ABN 86 768 265 615

Inquiries
www.asic.gov.au/invoices
1300 300 630

PETER KRUGER SUPER PTY LTD
3 LYDSTEP CT CARINDALE QLD 4152

INVOICE STATEMENT

Issue date 01 Mar 22

PETER KRUGER SUPER PTY LTD

ACN 624 742 623

Account No. 22 624742623

Summary

Opening Balance	\$0.00
New items	\$56.00
Payments & credits	\$0.00
TOTAL DUE	\$56.00

- Amounts are not subject to GST. (Treasurer's determination - exempt taxes, fees and charges).
- Payment of your annual review fee will maintain your registration as an Australian company.

Transaction details are listed on the back of this page

Please pay

Immediately	\$0.00
By 01 May 22	\$56.00

If you have already paid please ignore this invoice statement.

- Late fees will apply if you do NOT
 - tell us about a change during the period that the law allows
 - bring your company or scheme details up to date within 28 days of the date of issue of the annual statement, or
 - pay your review fee within 2 months of the annual review date.
- Information on late fee amounts can be found on the ASIC website.



ASIC
Australian Securities & Investments Commission

PAYMENT SLIP

PETER KRUGER SUPER PTY LTD

ACN 624 742 623

Account No: 22 624742623



22 624742623

TOTAL DUE	\$56.00
Immediately	\$0.00
By 01 May 22	\$56.00

Payment options are listed on the back of this payment slip

B PAY	Biller Code: 17301
	Ref: 2296247426234



*814 129 0002296247426234 24

Transaction details:

page 2 of 2

	Transactions for this period	ASIC reference	\$ Amount
2022-03-01	Annual Review - Special Purpose Pty Co	3X9298973480P A	\$56.00
	Outstanding transactions		
2022-03-01	Annual Review - Special Purpose Pty Co	3X9298973480P A	\$56.00

PAYMENT OPTIONS



Billpay Code: 8929
Ref: 2296 2474 2623 424

Australia Post

Present this payment slip. Pay by cash, cheque or EFTPOS

Phone

Call 13 18 16 to pay by Mastercard or Visa

On-line

Go to postbillpay.com.au to pay by Mastercard or Visa

Mail

Mail this payment slip and cheque (do not staple) to ASIC,
Locked Bag 5000, Gippsland Mail Centre VIC 3841



Bill Code: 17301
Ref: 2296247426234

Telephone & Internet Banking – BPAY®

Contact your bank or financial institution to make this payment from your cheque, savings, debit, credit card or transaction account. More info: www.bpay.com.au

33400 - Depreciation

2022 Financial Year

Preparer Shelley Lian

Reviewer Steven Lee

Status Ready for Review

Account Code	Description	CY Balance	LY Balance	Change
SHKDPKSOFTWARE	DSS Trading Program	\$1,918.63	\$5,960.00	(67.81)%
TOTAL		CY Balance	LY Balance	
		\$1,918.63	\$5,960.00	

Supporting Documents

- Depreciation Schedule Report [Report](#)

Standard Checklist

- Attach Depreciation Schedule

Peter Kruger Super Fund

Depreciation Schedule

For The Period 01 July 2021 - 30 June 2022

Investment	Purchase Date	Cost	Opening Written Down Value	Adjustments			Depreciation			Closing Written Down Value	
				Disposals/ Decrease	Additions/ Increase	Total Value For Depreciation ¹	Method	Rate	Calculated Depreciation ²		Posted Depreciation ³
Plant and Equipment (at written down value) - Unitised											
DSS Trading Program											
	27/04/2019	14,900.00	1,918.63			14,900.00	Prime Cost	40.00 %	1,918.63	1,918.63	0.00
SPA3ETF Software											
	03/05/2018	1,395.00	(4.81)			0.00	Prime Cost	40.00 %	0.00	0.00	(4.81)
		16,295.00	1,913.82			14,900.00				1,918.63	(4.81)
		16,295.00	1,913.82			14,900.00				1,918.63	(4.81)

¹ Amounts have been pro rated based on number of days in the year

² Depreciation/Capital Works calculated as per depreciation method

³ Depreciation amounts posted to the ledger

37500 - Investment Expenses

2022 Financial Year

Preparer Shelley Lian

Reviewer Steven Lee

Status Ready for Review

Account Code	Description	CY Balance	LY Balance	Change
979447679	Investment Expenses	\$679.00	\$333.63	103.52%
SHKDPKrugerSaxo	Saxo Trading Account (CFD, Options and Cash)	\$1,949.84	\$8,903.57	(78.1)%
SHKDSAXOShares	Saxo Trading Account (Shares)		\$2,460.00	100%
SHSAPETES001CRYPTO	Cryptocurrency	\$264.86		100%
SaxoUSDCash	Saxo Trading Cash Account USD	\$3,128.79		100%
TOTAL		CY Balance	LY Balance	
		\$6,022.49	\$11,697.20	

Supporting Documents

- General Ledger [Report](#)
- Bitgear - Crypto wallet 210927.pdf [979447679](#)
- Crypto Tax Calculator 211119.pdf [979447679](#)
- CTC Miscellaneous Expense Report - 1st July 2021 - 30th June 2022.pdf [SHSAPETES001CRYPTO](#)

Standard Checklist

- Attach all source documentation
- Ensure all Transactions have been entered

Peter Kruger Super Fund

General Ledger

As at 30 June 2022

Transaction Date	Description	Units	Debit	Credit	Balance \$
Investment Expenses (37500)					
<u>Investment Expenses (979447679)</u>					
08/10/2021	Transfer to xx9729 NetBank Bitgear wallet		430.00		430.00 DR
15/12/2021	Transfer to xx9729 NetBank Crypto Tax Calc		249.00		679.00 DR
			679.00		679.00 DR
<u>Saxo Trading Cash Account USD (SaxoUSDCash)</u>					
01/07/2021	Client		20.65		20.65 DR
01/07/2021	VAT		2.07		22.72 DR
30/07/2021	Client		611.80		634.52 DR
02/08/2021	Client		22.70		657.22 DR
02/08/2021	VAT		2.27		659.49 DR
31/08/2021	Client		1,127.70		1,787.19 DR
01/09/2021	Client		13.98		1,801.17 DR
01/09/2021	VAT		1.39		1,802.56 DR
30/09/2021	Client		1,254.97		3,057.53 DR
01/10/2021	Client		11.76		3,069.29 DR
01/10/2021	VAT		1.18		3,070.47 DR
05/10/2021	Client		56.97		3,127.44 DR
29/10/2021	Client		0.34		3,127.78 DR
01/11/2021	Client		0.92		3,128.70 DR
01/11/2021	VAT		0.09		3,128.79 DR
			3,128.79		3,128.79 DR
<u>Saxo Trading Account (CFD, Options and Cash) (SHKDPKrugerSaxo)</u>					
30/07/2021	Client		251.63		251.63 DR
30/07/2021	Client		266.49		518.12 DR
31/08/2021	Client		423.18		941.30 DR
31/08/2021	Client		264.17		1,205.47 DR
30/09/2021	Client		420.39		1,625.86 DR
30/09/2021	Client		255.73		1,881.59 DR
05/10/2021	Client		42.72		1,924.31 DR
06/10/2021	Client		25.53		1,949.84 DR
			1,949.84		1,949.84 DR
<u>Cryptocurrency (SHSAPETES001CRYPTO)</u>					
30/06/2022	2022		264.86		264.86 DR
			264.86		264.86 DR

Total Debits: 6,022.49

Total Credits: 0.00



Bitgear
P.O Box 205
Croydon 3136
Victoria
ABN: 68 760 573 650

TAX INVOICE

peter K
3 Lydstep Court
Carindale Queensland 4152


Order Number: 7411
Order Date: September 27, 2021
Payment Method: Google Pay (Stripe)

Product	Quantity	Price
Ledger Nano X SKU: ledger-nano-x Weight: 0.16kg	1	\$270.00
Cryptosteel Capsule Weight: 0.5kg	1	\$160.00
Subtotal		\$430.00
Shipping		Express Post (Free)
Total		\$430.00 (includes \$39.10 GST)

Brunette Brothers Pty Ltd

Receipt

+61 2 9806 3063
support@cryptotaxcalculator.io

Receipt number 2067-9511
Invoice number 8A2F9DEB-0001
Date paid November 19, 2021
Payment method  - 6260

Paid by
pkruger@bigpond.net.au

A\$249.00 paid on November 19, 2021

Description	Qty	Unit price	Tax	Amount
NOV 19, 2021 - NOV 19, 2022				
CryptoTaxCalculator: Investor Plan (AU)	1	A\$249.00	10% incl.	A\$249.00
Subtotal				A\$249.00
GST - Australia (10% incl.)				A\$22.64
Amount paid				A\$249.00

MISCELLANEOUS EXPENSE REPORT

1st July 2021 - 30th June 2022

Generated at: 10th June 2023, 12:47:47 pm

Generated for: Peter Kruger Super Fund

REPORT DETAILS

Country:	Australia
Currency:	AUD
Inventory Method:	First in First Out
Cost Basis Tracking:	Universal

REPORT SUMMARY

Fee	\$264.86
Expense	\$0.00
Approval	\$0.00
Total Miscellaneous Expense	\$264.86

Miscellaneous Expense Details

Currency	Incurred	Trade Type	Quantity	Expense
Dogecoin (DOGE)	2021-11-05 13:33:00	Fee	5	1.78
Dogecoin (DOGE)	2021-11-05 14:05:00	Fee	5.00407387	1.78
Point (POINT)	2021-11-05 14:28:15	Fee	0.00217893	0.00296334
Point (POINT)	2021-11-05 14:28:19	Fee	8.24375296	11.21
Point (POINT)	2021-11-05 14:51:51	Fee	2.64500799	3.6
Solana (SOL)	2021-11-21 09:40:39	Fee	0.000005	0.00149101
Solana (SOL)	2021-11-28 16:56:17	Fee	0.003132	0.836891
Solana (SOL)	2021-11-28 16:56:17	Fee	0.000005	0.00133603
Solana (SOL)	2021-11-28 17:11:15	Fee	0.00139896	0.373811
Solana (SOL)	2021-11-28 17:11:15	Fee	0.000005	0.00133603
Solana (SOL)	2021-11-28 17:12:40	Fee	0.000005	0.00133603
Point (POINT)	2021-11-28 17:38:59	Fee	0.61310529	0.833823
Point (POINT)	2021-11-28 17:38:59	Fee	2.39796698	3.26
Point (POINT)	2021-11-28 17:38:59	Fee	0.4001001	0.544136
Point (POINT)	2021-11-28 17:38:59	Fee	1.20106344	1.63
Point (POINT)	2021-11-28 17:38:59	Fee	0.79920668	1.09
Point (POINT)	2021-11-28 17:38:59	Fee	2.59311145	3.53
Point (POINT)	2021-11-28 17:38:59	Fee	0.01834677	0.0249516
Point (POINT)	2021-11-28 17:46:05	Fee	0.10000266	0.136004
Point (POINT)	2021-11-28 17:46:06	Fee	0.01439768	0.01958084

DISCLAIMER: Calculated results shown in this report are based on the information you provided at the time of calculation. You should use these results as an estimate and for guidance purposes only. Although we try to ensure the accuracy of these results, errors may occur. Make sure you verify the results. If you have any uncertainty, speak to your tax professional.

Miscellaneous Expense Details

Currency	Incurred	Trade Type	Quantity	Expense
Point (POINT)	2021-11-28 17:46:10	Fee	0.0134684	0.01831702
Point (POINT)	2021-11-28 17:46:10	Fee	0.01122	0.0152592
Point (POINT)	2021-11-28 17:46:22	Fee	0.17240802	0.234475
Point (POINT)	2021-11-28 17:46:22	Fee	5.50845764	7.49
Point (POINT)	2021-11-28 17:46:22	Fee	0.05675376	0.077185
Point (POINT)	2021-11-28 17:46:22	Fee	8.87226348	12.07
Point (POINT)	2021-11-28 17:46:22	Fee	9.37789054	12.75
Point (POINT)	2021-11-28 17:46:26	Fee	0.44	0.5984
Point (POINT)	2021-11-28 17:47:05	Fee	0.31887411	0.433669
Point (POINT)	2021-11-28 17:47:10	Fee	9.8790636	13.44
Point (POINT)	2021-11-28 17:48:11	Fee	0.0111628	0.01518141
Point (POINT)	2021-11-28 17:48:11	Fee	0.0134024	0.01822726
Point (POINT)	2021-11-28 17:48:42	Fee	1.4608	1.99
Point (POINT)	2021-11-28 17:48:47	Fee	1.4608	1.99
Point (POINT)	2021-11-28 17:48:50	Fee	1.4608	1.99
Point (POINT)	2021-11-28 17:48:54	Fee	1.4608	1.99
Point (POINT)	2021-11-28 17:48:59	Fee	1.4608	1.99
Point (POINT)	2021-11-28 17:49:02	Fee	1.4608	1.99
Point (POINT)	2021-11-28 17:49:06	Fee	0.30947195	0.420882
Ethereum (ETH)	2021-11-29 15:50:47	Fee	0.00494433	29.79

Miscellaneous Expense Details

Currency	Incurred	Trade Type	Quantity	Expense
Solana (SOL)	2021-12-02 16:13:11	Fee	0.00139896	0.452056
Solana (SOL)	2021-12-02 16:13:11	Fee	0.000005	0.00161569
Solana (SOL)	2021-12-03 11:55:56	Fee	0.000005	0.00163768
Solana (SOL)	2021-12-03 11:57:25	Fee	0.00251952	0.825234
Solana (SOL)	2021-12-03 11:57:25	Fee	0.000005	0.00163768
Point (POINT)	2021-12-03 17:01:00	Fee	0.0035008	0.00476109
Point (POINT)	2021-12-03 17:01:03	Fee	0.0315037	0.04284503
Point (POINT)	2021-12-03 17:01:05	Fee	0.0560128	0.076177
Point (POINT)	2021-12-03 17:01:17	Fee	0.2765632	0.376126
Point (POINT)	2021-12-03 17:01:23	Fee	5.34455933	7.27
Point (POINT)	2021-12-03 17:01:26	Fee	1.18668018	1.61
Point (POINT)	2021-12-03 17:01:28	Fee	0.3640832	0.495153
Point (POINT)	2021-12-03 17:01:28	Fee	0.35008	0.476109
Point (POINT)	2021-12-03 17:01:28	Fee	0.472608	0.642747
Point (POINT)	2021-12-03 17:01:28	Fee	1.1307584	1.54
Point (POINT)	2021-12-03 17:01:28	Fee	0.2205504	0.299949
Point (POINT)	2021-12-03 17:01:28	Fee	0.37933969	0.515902
Point (POINT)	2021-12-03 17:01:28	Fee	0.1680384	0.228532
Point (POINT)	2021-12-03 17:10:10	Fee	0.00251997	0.00342717
Point (POINT)	2021-12-03 17:18:36	Fee	4.1311879	5.62

DISCLAIMER: Calculated results shown in this report are based on the information you provided at the time of calculation. You should use these results as an estimate and for guidance purposes only. Although we try to ensure the accuracy of these results, errors may occur. Make sure you verify the results. If you have any uncertainty, speak to your tax professional.

Miscellaneous Expense Details

Currency	Incurred	Trade Type	Quantity	Expense
Point (POINT)	2021-12-03 17:19:27	Fee	0.00595112	0.00809352
Point (POINT)	2021-12-03 17:19:28	Fee	0.00253863	0.00345254
Point (POINT)	2021-12-03 17:20:38	Fee	0.01722211	0.02342207
Point (POINT)	2021-12-03 17:20:57	Fee	2.00032598	2.72
Point (POINT)	2021-12-03 17:20:57	Fee	1.83105953	2.49
Point (POINT)	2021-12-03 17:20:57	Fee	2.00023373	2.72
Point (POINT)	2021-12-07 10:42:10	Fee	0.45795177	0.622814
Point (POINT)	2021-12-07 10:42:13	Fee	7.77579816	10.58
Point (POINT)	2021-12-07 10:42:13	Fee	0.2810075	0.38217
Point (POINT)	2021-12-07 10:45:13	Fee	0.50074921	0.681019
Point (POINT)	2021-12-07 10:45:51	Fee	0.50170074	0.682313
Point (POINT)	2021-12-07 10:45:51	Fee	0.50018269	0.680248
Point (POINT)	2021-12-07 10:46:07	Fee	1.92208614	2.61
Point (POINT)	2021-12-07 10:46:20	Fee	0.01747414	0.02376482
Point (POINT)	2021-12-07 10:46:20	Fee	0.01747414	0.02376482
Point (POINT)	2021-12-07 10:47:25	Fee	5.05508531	6.87
Point (POINT)	2021-12-07 10:47:40	Fee	0.00000275	0.00000374
Point (POINT)	2021-12-07 16:28:09	Fee	0.00564148	0.00767241
Point (POINT)	2021-12-07 16:28:30	Fee	11.95405852	16.26
Point (POINT)	2021-12-07 16:32:15	Fee	1.601756	2.18

DISCLAIMER: Calculated results shown in this report are based on the information you provided at the time of calculation. You should use these results as an estimate and for guidance purposes only. Although we try to ensure the accuracy of these results, errors may occur. Make sure you verify the results. If you have any uncertainty, speak to your tax professional.

Miscellaneous Expense Details

Currency	Incurred	Trade Type	Quantity	Expense
Point (POINT)	2021-12-07 16:38:19	Fee	1.70438605	2.32
Point (POINT)	2021-12-07 16:38:28	Fee	1.00890207	1.37
Point (POINT)	2021-12-07 16:38:36	Fee	6.77780183	9.22
Point (POINT)	2021-12-07 16:46:26	Fee	0.86684835	1.18
Solana (SOL)	2021-12-14 16:01:29	Fee	0.00251952	0.548626
Solana (SOL)	2021-12-14 16:01:29	Fee	0.000005	0.00108875
Solana (SOL)	2021-12-14 16:01:29	Fee	0.000005	0.00108875
Point (POINT)	2021-12-18 12:51:12	Fee	2.91963031	3.97
Point (POINT)	2021-12-18 12:51:54	Fee	0.62876815	0.855125
Solana (SOL)	2021-12-20 10:40:50	Fee	0.00251952	0.637008
Solana (SOL)	2021-12-20 10:40:50	Fee	0.000005	0.00126414
Solana (SOL)	2021-12-20 10:40:50	Fee	0.000005	0.00126414
Solana (SOL)	2021-12-22 11:03:27	Fee	0.000005	0.00124873
Solana (SOL)	2021-12-23 11:14:42	Fee	0.000005	0.00123797
Solana (SOL)	2022-01-02 18:42:04	Fee	0.000005	0.00120465
Solana (SOL)	2022-01-02 18:42:04	Fee	0.00185136	0.446048
Ethereum (ETH)	2022-01-06 11:32:17	Fee	0.00667908	32.81
Fantom (FTM)	2022-01-19 10:18:42	Fee	0.02871441	0.117871
Fantom (FTM)	2022-01-19 10:20:37	Fee	0.02808618	0.115292
Fantom (FTM)	2022-01-19 10:21:26	Fee	0.06905121	0.28345

DISCLAIMER: Calculated results shown in this report are based on the information you provided at the time of calculation. You should use these results as an estimate and for guidance purposes only. Although we try to ensure the accuracy of these results, errors may occur. Make sure you verify the results. If you have any uncertainty, speak to your tax professional.

Miscellaneous Expense Details

Currency	Incurred	Trade Type	Quantity	Expense
Fantom (FTM)	2022-01-19 13:08:51	Fee	0.06683156	0.275344
Fantom (FTM)	2022-01-19 13:10:39	Fee	0.02358339	0.097163
Fantom (FTM)	2022-01-19 13:12:03	Fee	0.08274407	0.340903
Fantom (FTM)	2022-01-20 13:08:48	Fee	0.03434015	0.132066
Fantom (FTM)	2022-01-22 13:50:10	Fee	0.06141188	0.192288
Fantom (FTM)	2022-01-22 13:55:00	Fee	0.12171204	0.382026
Fantom (FTM)	2022-01-23 14:51:59	Fee	0.02362282	0.066945
Fantom (FTM)	2022-01-23 14:53:43	Fee	0.0443725	0.125532
Fantom (FTM)	2022-01-24 15:30:34	Fee	0.02068032	0.059196
Fantom (FTM)	2022-01-24 15:37:31	Fee	0.02257101	0.064568
Fantom (FTM)	2022-01-24 15:44:43	Fee	0.06454167	0.186446
Fantom (FTM)	2022-01-27 13:15:09	Fee	0.05643506	0.169949
Fantom (FTM)	2022-01-28 14:21:29	Fee	0.04446622	0.129189
Solana (SOL)	2022-01-29 10:30:44	Fee	0.00251952	0.333385
Solana (SOL)	2022-01-29 10:30:44	Fee	0.000005	0.0006616
Hydrazine (N2H4)	2022-01-29 10:31:23	Fee	150	0
Solana (SOL)	2022-01-29 10:31:23	Fee	0.000005	0.0006616
Fantom (FTM)	2022-01-29 11:33:02	Fee	0.02626843	0.079399
Fantom (FTM)	2022-01-31 12:36:37	Fee	0.02908338	0.08391
Fantom (FTM)	2022-01-31 12:36:43	Fee	0.01704643	0.04918151

DISCLAIMER: Calculated results shown in this report are based on the information you provided at the time of calculation. You should use these results as an estimate and for guidance purposes only. Although we try to ensure the accuracy of these results, errors may occur. Make sure you verify the results. If you have any uncertainty, speak to your tax professional.

Miscellaneous Expense Details

Currency	Incurred	Trade Type	Quantity	Expense
Fantom (FTM)	2022-01-31 12:43:00	Fee	0.08810093	1.44
Fantom (FTM)	2022-02-01 12:18:27	Fee	0.02669899	0.077678
Fantom (FTM)	2022-02-02 08:50:00	Fee	0.02193858	0.06369
Fantom (FTM)	2022-02-02 08:51:48	Fee	0.02048285	0.059464
Fantom (FTM)	2022-02-03 12:11:36	Fee	0.01161495	0.03156384
Fantom (FTM)	2022-02-03 12:12:00	Fee	0.0122973	0.03341812
Fantom (FTM)	2022-02-03 12:13:12	Fee	0.01504826	0.04089392
Fantom (FTM)	2022-02-04 13:02:38	Fee	0.02911653	0.080497
Fantom (FTM)	2022-02-05 13:59:22	Fee	0.03648977	0.108569
Fantom (FTM)	2022-02-05 14:14:26	Fee	0.01298658	0.03863946
Fantom (FTM)	2022-02-05 14:14:56	Fee	0.00737596	0.02194597
Fantom (FTM)	2022-02-05 14:15:21	Fee	0.05168473	0.15378
Solana (SOL)	2022-02-07 11:17:22	Fee	0.00251952	0.40664
Solana (SOL)	2022-02-07 11:17:22	Fee	0.000005	0.00080698
Fantom (FTM)	2022-02-07 12:41:58	Fee	0.02481245	0.075016
Point (POINT)	2022-02-07 16:08:52	Fee	1.99026532	2.71
Point (POINT)	2022-02-07 16:08:52	Fee	0.02540127	0.03454573
Point (POINT)	2022-02-07 16:08:52	Fee	0.74067897	1.01
Point (POINT)	2022-02-07 16:08:52	Fee	0.74932	1.02
Fantom (FTM)	2022-02-08 13:00:10	Fee	0.02739044	0.089994

DISCLAIMER: Calculated results shown in this report are based on the information you provided at the time of calculation. You should use these results as an estimate and for guidance purposes only. Although we try to ensure the accuracy of these results, errors may occur. Make sure you verify the results. If you have any uncertainty, speak to your tax professional.

Miscellaneous Expense Details

Currency	Incurred	Trade Type	Quantity	Expense
Fantom (FTM)	2022-02-09 12:34:35	Fee	0.02166714	0.065675
Fantom (FTM)	2022-02-09 12:35:59	Fee	0.04868906	0.147228
Fantom (FTM)	2022-02-10 12:26:06	Fee	0.0221955	0.070778
Fantom (FTM)	2022-02-11 12:42:29	Fee	0.01982755	0.058672
Fantom (FTM)	2022-02-11 12:46:49	Fee	0.01950033	0.057704
Fantom (FTM)	2022-02-12 13:31:24	Fee	0.02538901	0.06906
Fantom (FTM)	2022-02-14 12:51:07	Fee	0.0352247	0.093356
Fantom (FTM)	2022-02-14 12:51:12	Fee	0.03490073	0.092497
Solana (SOL)	2022-02-14 13:34:59	Fee	0.00251952	0.327873
Solana (SOL)	2022-02-14 13:34:59	Fee	0.000005	0.00065066
Fantom (FTM)	2022-02-15 12:32:25	Fee	0.02226046	0.06014
Fantom (FTM)	2022-02-16 13:07:28	Fee	0.00834996	0.02443711
Fantom (FTM)	2022-02-16 13:14:10	Fee	0.02100342	0.061469
Fantom (FTM)	2022-02-16 16:15:30	Fee	0.00967883	0.02832621
Fantom (FTM)	2022-02-16 16:31:23	Fee	0.03403252	0.0996
Fantom (FTM)	2022-02-16 16:35:04	Fee	0.02521099	0.073783
Fantom (FTM)	2022-02-17 12:37:50	Fee	0.02576441	0.074769
Fantom (FTM)	2022-02-17 12:40:32	Fee	0.02500503	0.072565
Fantom (FTM)	2022-02-18 13:09:49	Fee	0.01137737	0.03012333
Fantom (FTM)	2022-02-18 13:15:29	Fee	0.01865395	0.04938917

DISCLAIMER: Calculated results shown in this report are based on the information you provided at the time of calculation. You should use these results as an estimate and for guidance purposes only. Although we try to ensure the accuracy of these results, errors may occur. Make sure you verify the results. If you have any uncertainty, speak to your tax professional.

Miscellaneous Expense Details

Currency	Incurred	Trade Type	Quantity	Expense
Fantom (FTM)	2022-02-18 13:16:32	Fee	0.01866709	0.04942397
Fantom (FTM)	2022-02-19 18:15:35	Fee	0.01459426	0.0387067
Fantom (FTM)	2022-02-19 18:21:08	Fee	0.01585112	0.04203791
Fantom (FTM)	2022-02-20 15:14:46	Fee	0.02227532	0.056306
Fantom (FTM)	2022-02-20 15:15:02	Fee	0.02017508	0.050909
Fantom (FTM)	2022-02-21 12:46:35	Fee	0.0185573	0.04490525
Fantom (FTM)	2022-02-22 12:57:52	Fee	0.03462724	0.074678
Fantom (FTM)	2022-02-23 12:41:53	Fee	0.04391452	0.098288
Fantom (FTM)	2022-02-24 20:41:51	Fee	0.06895195	0.128222
Fantom (FTM)	2022-02-25 14:05:50	Fee	0.07413758	0.152544
Fantom (FTM)	2022-02-25 14:26:23	Fee	0.14057567	0.289247
Fantom (FTM)	2022-02-25 14:27:29	Fee	0.10456845	0.215159
Fantom (FTM)	2022-02-25 16:32:48	Fee	0.16248942	0.334336
Fantom (FTM)	2022-02-26 13:26:59	Fee	0.10864772	0.257903
Fantom (FTM)	2022-02-26 13:31:50	Fee	0.10318606	0.244939
Fantom (FTM)	2022-02-28 08:48:12	Fee	0.05297101	0.11698
Fantom (FTM)	2022-02-28 08:51:02	Fee	0.04216615	0.092863
Fantom (FTM)	2022-03-01 12:38:08	Fee	0.1117957	0.27527
Fantom (FTM)	2022-03-01 12:50:48	Fee	0.10339093	0.254576
Fantom (FTM)	2022-03-01 13:51:53	Fee	0.08944525	0.220238

Miscellaneous Expense Details

Currency	Incurred	Trade Type	Quantity	Expense
Fantom (FTM)	2022-03-02 13:13:42	Fee	0.12660506	0.320135
TerraUSD (UST)	2022-03-02 13:37:13	Fee	0.250657	0.34544
Fantom (FTM)	2022-03-03 12:47:09	Fee	0.04534098	0.12627
Fantom (FTM)	2022-03-03 13:01:52	Fee	0.15615828	0.434886
Fantom (FTM)	2022-03-03 13:07:00	Fee	0.19827396	0.552174
Fantom (FTM)	2022-03-04 13:25:02	Fee	0.04697851	0.121603
Fantom (FTM)	2022-03-05 11:10:18	Fee	0.05066557	0.116515
Fantom (FTM)	2022-03-07 12:28:14	Fee	0.04873192	0.095113
Fantom (FTM)	2022-03-08 12:32:36	Fee	0.08095376	0.14532
Fantom (FTM)	2022-03-09 12:46:14	Fee	0.04752164	0.088252
Fantom (FTM)	2022-03-09 12:46:19	Fee	0.02709785	0.050323
Fantom (FTM)	2022-03-17 13:35:25	Fee	0.03287412	0.057422
Fantom (FTM)	2022-03-27 15:20:37	Fee	0.01594062	0.03009203
TerraUSD (UST)	2022-03-28 11:31:28	Fee	0.015332	0.02043711
Fantom (FTM)	2022-03-28 15:19:33	Fee	0.02063417	0.03956929
Fantom (FTM)	2022-03-30 13:16:03	Fee	0.02147615	0.0400852
Fantom (FTM)	2022-04-06 13:36:23	Fee	0.03765471	0.072694
Fantom (FTM)	2022-04-07 12:27:22	Fee	0.02549945	0.04438605
Fantom (FTM)	2022-04-07 12:31:07	Fee	0.04052716	0.070544
Fantom (FTM)	2022-04-09 15:25:26	Fee	0.01280533	0.02170438

DISCLAIMER: Calculated results shown in this report are based on the information you provided at the time of calculation. You should use these results as an estimate and for guidance purposes only. Although we try to ensure the accuracy of these results, errors may occur. Make sure you verify the results. If you have any uncertainty, speak to your tax professional.

Miscellaneous Expense Details

Currency	Incurred	Trade Type	Quantity	Expense
Fantom (FTM)	2022-04-09 15:30:22	Fee	0.1222578	0.207221
Fantom (FTM)	2022-04-10 11:49:04	Fee	0.01656756	0.02885751
Fantom (FTM)	2022-04-10 23:53:22	Fee	0.02563152	0.04464519
TerraUSD (UST)	2022-04-11 11:23:00	Fee	0.250657	0.336004
TerraUSD (UST)	2022-04-11 11:24:03	Fee	0.244911	0.328301
Terra (LUNA)	2022-04-11 11:36:11	Fee	0.001159	0.142523
Terra (LUNA)	2022-04-11 11:38:15	Fee	0.001159	0.142523
Fantom (FTM)	2022-04-12 11:46:07	Fee	0.02740497	0.04123774
Fantom (FTM)	2022-04-12 11:49:44	Fee	0.02745031	0.04130597
Fantom (FTM)	2022-04-13 18:10:15	Fee	0.02300771	0.03573346
Fantom (FTM)	2022-04-13 18:18:01	Fee	0.0241085	0.03744311
Fantom (FTM)	2022-04-14 15:43:22	Fee	0.01415587	0.02284882
Fantom (FTM)	2022-04-14 15:49:16	Fee	0.01933772	0.03121279
Fantom (FTM)	2022-04-18 10:56:16	Fee	0.01844783	0.02773608
Fantom (FTM)	2022-04-18 10:59:39	Fee	0.01754009	0.02637131
Fantom (FTM)	2022-04-27 16:06:09	Fee	0.01686288	0.02299865
Fantom (FTM)	2022-04-27 16:08:25	Fee	0.01641656	0.02238993
Fantom (FTM)	2022-05-27 14:08:02	Fee	0.00480608	0.00256134
Fantom (FTM)	2022-05-27 14:24:52	Fee	0.00754832	0.00402278
Fantom (FTM)	2022-05-27 14:27:32	Fee	0.00730047	0.00389069

DISCLAIMER: Calculated results shown in this report are based on the information you provided at the time of calculation. You should use these results as an estimate and for guidance purposes only. Although we try to ensure the accuracy of these results, errors may occur. Make sure you verify the results. If you have any uncertainty, speak to your tax professional.

Miscellaneous Expense Details

Currency	Incurred	Trade Type	Quantity	Expense
Fantom (FTM)	2022-06-12 16:53:02	Fee	0.01322439	0.00484022
Fantom (FTM)	2022-06-12 16:54:13	Fee	0.0077432	0.00283732
Fantom (FTM)	2022-06-12 17:00:07	Fee	0.01247565	0.00456617
Fantom (FTM)	2022-06-12 17:08:45	Fee	0.01033635	0.00377157
Fantom (FTM)	2022-06-12 17:15:37	Fee	0.00526787	0.00191698
Fantom (FTM)	2022-06-12 17:20:00	Fee	0.01177005	0.00426332
Fantom (FTM)	2022-06-12 17:20:00	Fee	0.01074887	0.00389343
Fantom (FTM)	2022-06-13 13:16:08	Fee	1.10144368	0.327538
Fantom (FTM)	2022-06-13 13:16:38	Fee	0.43124961	0.128241
Fantom (FTM)	2022-06-13 13:17:18	Fee	4.39743737	1.3

37900 - Interest Paid

2022 Financial Year

Preparer Shelley Lian

Reviewer Steven Lee

Status Ready for Review

Account Code	Description	CY Balance	LY Balance	Change
37900	Interest Paid	\$3.40	\$692.90	(99.51)%
TOTAL		CY Balance	LY Balance	
		\$3.40	\$692.90	

Supporting Documents

- General Ledger [Report](#)

Standard Checklist

- Attach all source documentation
- Ensure all Transactions have been entered

Peter Kruger Super Fund

General Ledger

As at 30 June 2022

Transaction Date	Description	Units	Debit	Credit	Balance \$
Interest Paid (37900)					
<u>Interest Paid (37900)</u>					
30/11/2021	Client		0.42		0.42 DR
31/12/2021	Client		0.43		0.85 DR
31/01/2022	Client		0.44		1.29 DR
28/02/2022	Client		0.39		1.68 DR
31/03/2022	Client		0.41		2.09 DR
29/04/2022	Client		0.42		2.51 DR
31/05/2022	Client		0.43		2.94 DR
30/06/2022	Client		0.46		3.40 DR
			3.40		3.40 DR

Total Debits: 3.40

Total Credits: 0.00

39000 - Life Insurance Premiums

2022 Financial Year

Preparer Shelley Lian

Reviewer Steven Lee

Status Ready for Review

Account Code	Description	CY Balance	LY Balance	Change
KRUPET00002A	(Life Insurance Premiums) Kruger, Peter - Accumulation (Accumulation)	\$7,818.78	\$7,607.61	2.78%
TOTAL		CY Balance	LY Balance	
		\$7,818.78	\$7,607.61	

Supporting Documents

- General Ledger [Report](#)
- 210401 Clearview Life insurance renewall notice.pdf [KRUPET00002A](#)
- 220401 Clearview Life insurance renewall notice.pdf [KRUPET00002A](#)

Standard Checklist

- Attach life insurance policy annual renewal documentation form
- Confirm the ownership of the policy is the name of the superannuation fund

Peter Kruger Super Fund
General Ledger

As at 30 June 2022

Transaction Date	Description	Units	Debit	Credit	Balance \$
Life Insurance Premiums (39000)					
<i>(Life Insurance Premiums) Kruger, Peter - Accumulation (KRUPET00002A)</i>					
02/07/2021	Direct Debit 022829 CLEARVIEWLIFEINV 516031806013426187		733.08		733.08 DR
03/08/2021	Direct Debit 022829 CLEARVIEWLIFEINV 516031806013488450		733.08		1,466.16 DR
02/09/2021	Direct Debit 022829 CLEARVIEWLIFEINV 516031806013548438		733.08		2,199.24 DR
05/10/2021	Direct Debit 022829 CLEARVIEWLIFEINV 516031806013609426		733.08		2,932.32 DR
02/11/2021	Direct Debit 022829 CLEARVIEWLIFEINV 516031806013669548		733.08		3,665.40 DR
02/12/2021	Direct Debit 022829 CLEARVIEWLIFEINV 516031806013730570		733.08		4,398.48 DR
05/01/2022	Direct Debit 022829 CLEARVIEWLIFEINV 516031806013794296		733.08		5,131.56 DR
02/02/2022	Direct Debit 022829 CLEARVIEWLIFEINV 516031806013849724		733.08		5,864.64 DR
02/03/2022	Direct Debit 022829 CLEARVIEWLIFEINV 516031806013908430		733.08		6,597.72 DR
06/05/2022	Direct Debit 022829 CLEARVIEWLIFEINV 516031806014032619		814.04		7,411.76 DR
02/06/2022	Direct Debit 022829 CLEARVIEWLIFEINV 516031806014083753		407.02		7,818.78 DR
			7,818.78		7,818.78 DR

Total Debits: 7,818.78

Total Credits: 0.00

15 February 2021

002190/01/038



PETER KRUGER SUPER PTY LTD A T F PETER
KRUGER SUPER FUND
3 LYDSTEP COURT
CARINDALE QLD 4152

Policy number	516031806
Renewal date	01 April 2021
Payment due	\$733.08
Payment frequency	Monthly
Payment method	Direct Debit

ClearView LifeSolutions

Here are some of the great benefits of your cover:

Worldwide cover

You are covered 24 hours a day anywhere in the world.

Guaranteed renewable

We won't cancel your cover or increase your premium because of any change in your health, occupation or pastimes.

Payment Options



Call 132 979

Set up a direct debit from a bank account, Visa or Mastercard.



Need help?

Contact your adviser, Defence Health Limited on 1800 676 465 or call us on 132 979

Dear Trustee,

Your policy is due for renewal soon and we're looking forward to covering you for another year.

There is nothing for you to do

As you have a direct debit set up on your policy we will continue to debit your nominated bank account or credit card as usual. This notice is for your information only.

Indexation Benefit

Your benefit amount automatically increases each year so it keeps up with the increased cost of living, unless you choose to opt out. The increases are set at a minimum of 5% for policies that commenced prior to 1 October 2018 - please notify us if you would like to use our updated Indexation Benefit that will only increase your benefit amount at the rate of inflation.

Understanding your premium

You have cover with a stepped premium type, which means your premiums are recalculated each year based on your changing benefit amounts, your increase in age and any change we have made to our premium rate tables.

ClearView recently reviewed its stepped premium rate tables. Revised rates will apply from 22 April 2020 for new customers, and for existing customers at policy renewal after their policy has been in-force for two years.

The increase in premium rates for income protection cover is significant in some cases, and we have provided a notice with more information at the end of this letter.

Did you know your cover is guaranteed renewable?

We cannot cancel or further restrict the terms of your cover after the cover start date because of any change in your health, occupation or pastimes.

Please be aware that if you cancel your cover, this protection ceases and there is a risk that any adverse changes in your health, occupation and pastimes since your cover started may cause you to be worse off under any replacement policy. A financial adviser may be able to help assess whether this is a risk for you.

Easy access, fast answers

If you have any questions about your policy or policy terms, are having difficulty making payments, or if you are lodging a claim, please speak to your financial adviser or contact our Customer Service Centre on 132 979, Monday to Friday 8am to 7pm (AEST). Alternatively you may email life@clearview.com.au. We're committed to great service and that means we're always ready to help.

Thank you for choosing us for your life insurance needs.

Yours sincerely

A handwritten signature in black ink, appearing to read 'J Perosh', written in a cursive style.

John Perosh
Manager, Life Operations

Your cover and premium details

Policy number : 516031806

Policy owner : Peter Kruger Super Pty Ltd A T F Peter Kruger Super Fund

Life insured : Peter Carl Kruger Non smoker New Cover Reward discount reset to 10%

Peter Carl Kruger

Cover type	Non indexed details		Renewal details		
	Benefit	Premium	Benefit	Premium	Indexed
Life Cover	\$799,312	\$312.54	\$839,277	\$328.16	Yes
Income Protection Plus Cover (Super Solutions)	\$6,196	\$385.69	\$6,505	\$404.92	Yes

Premium and payment summary

Peter Carl Kruger \$733.08

Monthly premium \$733.08

Your premiums may have increased in accordance with your policy terms due to: indexation, an increase in your age under stepped premiums, changes in stamp duty rates, and changes to our premium rates.



D-CLEARV_ZCLEAR_1750_01_001_002190

Need help?

Your adviser Defence Health Limited 1800 676 465
lifeinsurance@defencehealth.com.au

Customer Service Centre 132 979 8am to 7pm (Sydney time), Monday to Friday
life@clearview.com.au

11 April 2022

002125/01/038



PETER KRUGER SUPER PTY LTD A T F PETER
KRUGER SUPER FUND
3 LYDSTEP COURT
CARINDALE QLD 4152

Policy number	516031806
Renewal date	01 April 2022
Payment due	\$407.02
Payment frequency	Monthly
Payment method	See options below

ClearView LifeSolutions

Here are some of the great benefits of your cover:

Worldwide cover

You are covered 24 hours a day anywhere in the world.

ClearView has you covered

In 2020-21 ClearView paid \$93.8 million in benefits, supporting our customers through especially tough times.

Payment Options



Call 132 979

Set up a direct debit from a bank account, Visa or Mastercard.



Need help?

Please contact your adviser or call our Australia based Contact Centre on 132 979.

Dear Trustee,

Your financial protection policy is due for renewal soon and we're looking forward to covering you for another year. Thank you for choosing us for your life insurance needs.

Paying your premium

To ensure your cover continues, please choose from one of our easy payment options shown opposite prior to your renewal date.

Benefits of continuing your cover

ClearView cannot cancel or further restrict your cover, regardless of any change in your health, occupation or pastimes.

If you cancel your cover or don't pay your premium, your cover will end and you may not be able to get the same (or in some cases any) cover elsewhere. A financial adviser may be able to help assess whether this is a risk for you.

Our approach to Claims

Our Claims Philosophy sets out our commitment to supporting you by helping identify eligible benefits and paying them as quickly as possible. More details at clearview.com.au/life-insurance/claims.

Your premium for the next 12 months

Each year your premium is recalculated and your new premium for the coming year is set out at the top of this page.

Below we set out the factors that affect your premium.

On the last page of this letter, there are further details of the amount insured and premium for each type of cover you hold.

Some of the factors affecting your cover and premium

It is important that your cover remains appropriate for you. The following table provides some areas of your cover. You may wish to discuss your cover with your financial adviser or you may call us directly on **132 979**.

Amount of Cover	In general, the higher the amount of cover, the higher your premium will be.
Indexation Benefit (where applicable)	Your amount of cover and the resulting premium automatically increase with inflation each year. You may choose to opt out and keep your amount of cover unchanged.
Selected features and options	In general, if you added an option to your policy, your premium will be higher. For Income Protection Cover, some features such as the waiting period and benefit period also impact your premium.
Premium type	Stepped premium: You have cover with a stepped premium type, which means your premiums are recalculated each year based on changing benefit amounts and your increase in age. These age increases become higher as you get older.
Premium Rate	Premium rates are not guaranteed. ClearView may review the premium rates both up or down and will apply any changes to all policies in a defined group.

Premium rate review

ClearView has recently reviewed premium rates on all policies in accordance with the 'Can premium rates change' section of the Product Disclosure Statement.

If your cover includes Trauma or Income Protection with a longer benefit period such as to age 60, 65 or 70, your premium has increased because of a review by ClearView. Level premium rates for all covers have also been increased.

These reviews were in response to the following conditions:

- **Low interest rates:** Australia is facing a lower interest rate environment. The interest earned by insurers when investing premium payments has been lower than expected. This has particularly impacted Level premiums.
- **Higher claim payments:** Across the life insurance industry, insurers have paid more Income Protection claims than expected. While this means that ClearView has had the opportunity to support more Australians in need, the cost has increased. This has resulted in premium increases across the market.
- **Regulatory guidance:** The Australian Prudential Regulation Authority, the government regulator for all life insurers, has been concerned about the Income Protection market and the industry losses. All life insurers are reviewing their Income Protection portfolios in response to these requirements.

Any increases in premiums because of this premium rate review will only come into effect from the second anniversary of your policy.

Importance of your cover

Your financial protection cover provides important security that helps to put your mind at ease. If your circumstances have changed, there are options to help make your cover more affordable. We understand the priority of keeping protected. Please speak to your financial adviser or contact ClearView on 132 979.

We talk to hundreds of customers each year who are grateful that they have financial protection

Help at a time of grief	"Not only was dad's policy paid out quickly but throughout the process I was able to pick up the phone and talk to someone kind and responsive about my application. This made an enormous difference during one of the most difficult times in my life." <i>Colin, son of the late Michael</i>
Income protection	"Over the years, I never doubted the value of life insurance because I was so used to paying health insurance and car insurance that I just treated it as another necessary expense. I never thought something like this (surgery and recovery for a serious tumour) would ever happen to me but it did and I'm so grateful I took out cover as a young woman." <i>Jenna</i>

Privacy Policy

We have recently updated our Privacy Policy which is available on our website [https://www.clearview.com.au/privacy-policy-\(information-handling-policy-1\)](https://www.clearview.com.au/privacy-policy-(information-handling-policy-1)).

Easy access, fast answers

Please speak to your financial adviser or contact us on 132 979 or email to life@clearview.com.au if you:

- Have any questions about your policy or policy terms.
- Are having difficulty making payments.
- Are lodging a claim.

We're committed to great service and that means we're always ready to help.

Yours sincerely



John Perosh
Manager, Life Operations



Your cover and premium details

Policy number : 516031806

Policy owner : Peter Kruger Super Pty Ltd A T F Peter Kruger Super Fund

Life insured : Peter Carl Kruger Non smoker New Cover Reward discount reset to 10%

Peter Carl Kruger

Cover type	Non indexed details		Renewal details		
	Benefit	Premium	Benefit	Premium	Indexed
Life Cover	\$839,277	\$387.64	\$881,240	\$407.02	Yes

Premium and payment summary

Peter Carl Kruger \$407.02

Monthly premium \$407.02

Need help?

Your adviser Defence Health Limited 1800 676 465
lifeinsurance@defencehealth.com.au

Customer Service Centre 132 979 8am to 7pm (Sydney time), Monday to Friday life@clearview.com.au

48500 - Income Tax Expense

2022 Financial Year

Preparer Shelley Lian

Reviewer Steven Lee

Status Ready for Review

Account Code	Description	CY Balance	LY Balance	Change
48500	Income Tax Expense	(\$39,871.54)	\$21,510.70	(285.36)%
TOTAL		CY Balance	LY Balance	
		(\$39,871.54)	\$21,510.70	

Supporting Documents

No supporting documents

49000 - Profit/Loss Allocation Account

2022 Financial Year

Preparer Shelley Lian

Reviewer Steven Lee

Status Ready for Review

Account Code	Description	CY Balance	LY Balance	Change
49000	Profit/Loss Allocation Account	(\$356,772.57)	\$207,065.31	(272.3)%
TOTAL		CY Balance	LY Balance	
		(\$356,772.57)	\$207,065.31	

Supporting Documents

No supporting documents

50000 - Members

2022 Financial Year

Preparer Shelley Lian

Reviewer Steven Lee

Status Ready for Review

Account Code	Description	Opening Balance	Contribution Income	Earnings	Member Payments	Tax & Fees	Closing Balance	Change
KRUPET00002A	Kruger, Peter - Accumulation (Accumulation)	(\$566,599.02)	(\$120,676.74)	\$508,148.16	\$7,818.78	(\$38,517.63)	(\$209,826.45)	(62.97)%
TOTAL		Opening Balance	Contribution Income	Earnings	Member Payments	Tax & Fees	Closing Balance	
		(\$566,599.02)	(\$120,676.74)	\$508,148.16	\$7,818.78	(\$38,517.63)	(\$209,826.45)	

Supporting Documents

- Members Statements [Report](#)
- Members Summary [Report](#)

Standard Checklist

- Attach copies of Members Statements

Peter Kruger Super Fund

Members Statement

Peter Kruger
 3 Lydstep Ct
 Carindale, Queensland, 4152, Australia

Your Details

Date of Birth :	Provided	Nominated Beneficiaries:	N/A
Age:	60	Nomination Type:	N/A
Tax File Number:	Provided	Vested Benefits:	209,826.45
Date Joined Fund:	07/03/2018	Total Death Benefit:	1,091,066.45
Service Period Start Date:	01/05/1985		
Date Left Fund:			
Member Code:	KRUPET00002A		
Account Start Date:	07/03/2018		
Account Phase:	Accumulation Phase		
Account Description:	Accumulation		

Your Balance

Total Benefits	209,826.45
<u>Preservation Components</u>	
Preserved	209,826.45
Unrestricted Non Preserved	
Restricted Non Preserved	
<u>Tax Components</u>	
Tax Free	97,476.13
Taxable	112,350.32

Your Detailed Account Summary

	This Year	Last Year
Opening balance at 01/07/2021	566,599.02	359,533.71
<u>Increases to Member account during the period</u>		
Employer Contributions	25,342.42	25,094.58
Personal Contributions (Concessional)		20,000.00
Personal Contributions (Non Concessional)	95,334.32	
Government Co-Contributions		
Other Contributions		
Proceeds of Insurance Policies		
Transfers In		
Net Earnings	(508,148.16)	192,788.22
Internal Transfer In		
<u>Decreases to Member account during the period</u>		
Pensions Paid		
Contributions Tax	3,801.40	6,764.23
Income Tax	(42,319.03)	16,445.65
No TFN Excess Contributions Tax		
Excess Contributions Tax		
Refund Excess Contributions		
Division 293 Tax		
Insurance Policy Premiums Paid	7,818.78	7,607.61
Management Fees		
Member Expenses		
Benefits Paid/Transfers Out		
Superannuation Surcharge Tax		
Internal Transfer Out		
Closing balance at 30/06/2022	209,826.45	566,599.02

Peter Kruger Super Fund

Members Statement

Trustee's Disclaimer

This statement has been prepared by the Trustee for the member whose name appears at the top of this statement. Every effort has been made by the Trustee to ensure the accuracy and completeness of this Statement. The Trustee does not accept any liability for any error, omission or misprint. All amounts shown in relation to benefits do not take into account any amounts which may be withheld to satisfy the requirements imposed by the Income Tax Assessment Act 1936.

Signed by all the trustees of the fund

Peter Kruger
Director

Peter Kruger Super Fund
Members Summary

As at 30 June 2022

Opening Balances	Increases				Decreases					Closing Balance	
	Contributions	Transfers In	Net Earnings	Insurance Proceeds	Pensions Paid	Contributions Tax	Taxes Paid	Benefits Paid/ Transfers Out	Insurance Premiums		Member Expenses
Peter Kruger (Age: 60)											
KRUPET00002A - Accumulation											
566,599.02	120,676.74		(508,148.16)			3,801.40	(42,319.03)		7,818.78		209,826.45
566,599.02	120,676.74		(508,148.16)			3,801.40	(42,319.03)		7,818.78		209,826.45
566,599.02	120,676.74		(508,148.16)			3,801.40	(42,319.03)		7,818.78		209,826.45

60400 - Bank Accounts

2022 Financial Year

Preparer Shelley Lian

Reviewer Steven Lee

Status Ready for Review

Account Code	Description	CY Balance	LY Balance	Change
CBA10440552	CBA CDIA Account ***552	\$2,012.79	\$22,700.10	(91.13)%
SaxoAUDCash	Saxo Trading Cash Account AUD			0%
SaxoUSDCash	Saxo Trading Cash Account USD			0%
TOTAL		CY Balance	LY Balance	
		\$2,012.79	\$22,700.10	

Supporting Documents

- Bank Statement Report [Report](#)
- Saxo AccountStatement_8518797_2021-07-01_2022-06-30 (1).pdf
- CBA bank statement 2021-2022.pdf [CBA10440552](#)

Standard Checklist

- Attach Copies of Bank Statements
- Attach copy of Bank Statement Report
- Ensure all Balances match Statement Balances at June 30
- Ensure all Transactions have been entered

Peter Kruger Super Fund

Bank Statement Report

For The Period 01 July 2021 to 30 June 2022

Chart Code: 60400 / CBA10440552
Account Name: CBA CDIA Account ***552
BSB and Account Number: 064159 10440552

Opening Balance	-	Total Debits	+	Total Credits	=	Closing Balance	Data Feed Used
\$ 22,700.10		\$ 701,186.60		\$ 680,499.29		\$ 2,012.79	

Date	Description	Debit \$	Credit \$	Ledger Balance \$	Statement Balance \$	Variance \$
01/07/2021	Opening Balance			22,700.10		
01/07/2021	Credit Interest		0.03	22,700.13		
02/07/2021	Transfer to other Bank NetBank Transfer [DEPOSIT]	15,000.00		7,700.13		
02/07/2021	Direct Debit 022829 CLEARVIEWLIFEINV 516031806013426187	733.08		6,967.05		
15/07/2021	Direct Credit 361578 QUICKSUPER QUICKSPR3006000816		1,906.50	8,873.55		
28/07/2021	TAX OFFICE PAYMENTS NetBank BPAY 75556 4618878721871060 PAYG tax	918.00		7,955.55		
01/08/2021	Credit Interest		0.03	7,955.58		
03/08/2021	Direct Debit 022829 CLEARVIEWLIFEINV 516031806013488450	733.08		7,222.50		
18/08/2021	Direct Credit 361578 QUICKSUPER QUICKSPR3027860849		2,920.60	10,143.10		
20/08/2021	Transfer to CBA A/c NetBank SMSF Audit deposit	550.00		9,593.10		
01/09/2021	Credit Interest		0.03	9,593.13		
02/09/2021	Direct Debit 022829 CLEARVIEWLIFEINV 516031806013548438	733.08		8,860.05		
16/09/2021	Direct Credit 361578 QUICKSUPER QUICKSPR3046764278		1,953.84	10,813.89		
23/09/2021	PETER KRUGER SUPER PTY LTD ATF REF 2021092300014026 [WITHDRAWAL]		50,000.00	60,813.89		
24/09/2021	Transfer To CoinSpot NetBank 996304377945	10,000.00		50,813.89		
25/09/2021	Transfer To CoinSpot NetBank 996304434908	20,000.00		30,813.89		
25/09/2021	Transfer To Coinspot NetBank Coinspot deposit	30,000.00		813.89		

Peter Kruger Super Fund

Bank Statement Report

For The Period 01 July 2021 to 30 June 2022

Date	Description	Debit \$	Credit \$	Ledger Balance \$	Statement Balance \$	Variance \$
30/09/2021	PETER KRUGER SUPER PTY LTD ATF REF 2021093000015735 [WITHDRAWAL]		55,000.00	55,813.89		
01/10/2021	Credit Interest		0.33	55,814.22		
01/10/2021	Transfer To Coinspot NetBank Deposit	54,000.00		1,814.22		
05/10/2021	PETER KRUGER SUPER PTY LTD ATF REF 2021100500008879 [WITHDRAWAL]		217,000.00	218,814.22		
05/10/2021	PETER KRUGER SUPER PTY LTD ATF REF 2021100500008907 [WITHDRAWAL]		11,181.83	229,996.05		
05/10/2021	PETER KRUGER SUPER PTY LTD ATF REF 2021100500008928 [WITHDRAWAL]		205,486.97	435,483.02		
05/10/2021	Transfer To Coinspot NetBank Deposit	100,000.00		335,483.02		
05/10/2021	Direct Debit 022829 CLEARVIEWLIFEINV 516031806013609426	733.08		334,749.94		
06/10/2021	Transfer to other Bank NetBank Deposit	100,000.00		234,749.94		
07/10/2021	PETER KRUGER SUPER PTY LTD ATF REF 2021100700027583 [WITHDRAWAL]		11,374.82	246,124.76		
07/10/2021	Transfer To Coinspot NetBank Deposit	100,000.00		146,124.76		
08/10/2021	Transfer to other Bank NetBank Deposit	100,000.00		46,124.76		
08/10/2021	Transfer to xx9729 NetBank Bitgear wallet	430.00		45,694.76		
09/10/2021	Transfer to other Bank NetBank Deposit	43,000.00		2,694.76		
19/10/2021	Direct Credit 361578 QUICKSUPER QUICKSPR3067474140		1,953.84	4,648.60		
28/10/2021	TAX OFFICE PAYMENTS NetBank BPAY 75556 4618878721871060 PAYG tax	1,153.00		3,495.60		
01/11/2021	Credit Interest		1.04	3,496.64		
01/11/2021	PETER KRUGER SUPER PTY LTD ATF REF 2021110100021899 [WITHDRAWAL]		711.86	4,208.50		
02/11/2021	Direct Debit 022829 CLEARVIEWLIFEINV 516031806013669548	733.08		3,475.42		
08/11/2021	Transfer to other Bank NetBank Negative balance [DEPOSIT]	10.00		3,465.42		
17/11/2021	Direct Credit 361578 QUICKSUPER QUICKSPR3086899975		1,953.84	5,419.26		

Peter Kruger Super Fund

Bank Statement Report

For The Period 01 July 2021 to 30 June 2022

Date	Description	Debit \$	Credit \$	Ledger Balance \$	Statement Balance \$	Variance \$
22/11/2021	Transfer from NetBank Peter after tax CO		4,066.32	9,485.58		
23/11/2021	Transfer from NetBank Peter contribution		42,025.00	51,510.58		
23/11/2021	Transfer from NetBank Peter Contribution		49,243.00	100,753.58		
23/11/2021	Transfer To Coinspot NetBank Deposit	97,000.00		3,753.58		
02/12/2021	Direct Debit 022829 CLEARVIEWLIFEINV 516031806013730570	733.08		3,020.50		
15/12/2021	Transfer to xx9729 NetBank Crypto Tax Calc	249.00		2,771.50		
16/12/2021	Direct Credit 361578 QUICKSUPER QUICKSPR3106777225		1,953.84	4,725.34		
17/12/2021	Transfer To HiveEx PayID Email from NetBank FTX47430243	2,500.00		2,225.34		
05/01/2022	Direct Debit 022829 CLEARVIEWLIFEINV 516031806013794296	733.08		1,492.26		
17/01/2022	Direct Credit 361578 QUICKSUPER QUICKSPR3125328428		2,930.76	4,423.02		
01/02/2022	Transfer To HiveEx NetBank FTX transfer	2,500.00		1,923.02		
02/02/2022	Direct Debit 022829 CLEARVIEWLIFEINV 516031806013849724	733.08		1,189.94		
16/02/2022	Direct Credit 361578 QUICKSUPER QUICKSPR3145962621		1,953.84	3,143.78		
28/02/2022	TAX OFFICE PAYMENTS NetBank BPAY 75556 4618878721871060 SMSF PAYG tax	1,153.00		1,990.78		
02/03/2022	Direct Debit 022829 CLEARVIEWLIFEINV 516031806013908430	733.08		1,257.70		
17/03/2022	Direct Credit 361578 QUICKSUPER QUICKSPR3166683849		1,953.84	3,211.54		
20/04/2022	Direct Credit 361578 QUICKSUPER QUICKSPR3189308177		1,953.84	5,165.38		
28/04/2022	TAX OFFICE PAYMENTS NetBank BPAY 75556 4618878721871060	1,153.00		4,012.38		
01/05/2022	ASIC NetBank BPAY 17301 2296247426234	56.00		3,956.38		
06/05/2022	Direct Debit 022829 CLEARVIEWLIFEINV 516031806014032619	814.04		3,142.34		
18/05/2022	Direct Credit 361578 QUICKSUPER QUICKSPR3209050553		1,953.84	5,096.18		

Peter Kruger Super Fund
Bank Statement Report

For The Period 01 July 2021 to 30 June 2022

Date	Description	Debit \$	Credit \$	Ledger Balance \$	Statement Balance \$	Variance \$
27/05/2022	Transfer To Superhelp Aust PL NetBank Peter Kruger Super Fund	1,225.00		3,871.18		
02/06/2022	Direct Debit 022829 CLEARVIEWLIFEINV 516031806014083753	407.02		3,464.16		
16/06/2022	Direct Credit 342189 FTX EXPRESS PTY 0000000019-4155312		9,065.61	12,529.77		
16/06/2022	Direct Credit 361578 QUICKSUPER QUICKSPR3230145075		1,953.84	14,483.61		
17/06/2022	TAX OFFICE PAYMENTS NetBank BPAY 75556 002004988350778221 Tax return	12,470.82		2,012.79		
30/06/2022	CLOSING BALANCE			2,012.79		
		<u>701,186.60</u>	<u>680,499.29</u>			

Peter Kruger Super Fund

Bank Statement Report

For The Period 01 July 2021 to 30 June 2022

Chart Code: 60400 / SaxoAUDCash

Account Name: Saxo Trading Cash Account AUD

BSB and Account Number:

Opening Balance	-	Total Debits	+	Total Credits	=	Closing Balance	Data Feed Used
		\$ 939,954.99		\$ 939,954.99		\$ 0.00	

Date	Description	Debit \$	Credit \$	Ledger Balance \$	Statement Balance \$	Variance \$
02/07/2021	Transfer to other Bank NetBank Transfer [DEPOSIT]		15,000.00	15,000.00		
02/07/2021	Corporate [System Matched Income Data]		2,311.20	17,311.20		
02/07/2021	Shares [BUY 1883 ANZ]	53,346.49		(36,035.29)		
02/07/2021	CFDs	1,805.53		(37,840.82)		
02/07/2021	CFDs		7,482.73	(30,358.09)		
02/07/2021	CFDs		1,805.53	(28,552.56)		
02/07/2021	CFDs	7,482.73		(36,035.29)		
15/07/2021	Shares [BUY 6615 ILU]	57,845.58		(93,880.87)		
15/07/2021	Shares [SELL 1883 ANZ]		51,876.02	(42,004.85)		
30/07/2021	Client	251.63		(42,256.48)		
30/07/2021	Client	266.49		(42,522.97)		
04/08/2021	Shares [BUY 1140 JBH]	55,954.80		(98,477.77)		
04/08/2021	Shares [SELL 2220 FMG]		53,757.99	(44,719.78)		
27/08/2021	Shares [SELL 4736 WOR]		47,886.15	3,166.37		
27/08/2021	Shares [SELL 1140 JBH]		51,995.21	55,161.58		
31/08/2021	Client	423.18		54,738.40		
31/08/2021	Client	264.17		54,474.23		

Peter Kruger Super Fund
Bank Statement Report

For The Period 01 July 2021 to 30 June 2022

Date	Description	Debit \$	Credit \$	Ledger Balance \$	Statement Balance \$	Variance \$
01/09/2021	Shares [BUY 3896 TCL]	55,562.47		(1,088.24)		
01/09/2021	Shares [BUY 1700 SEK]	55,494.87		(56,583.11)		
06/09/2021	Corporate		651.99	(55,931.12)		
06/09/2021	Corporate	651.99		(56,583.11)		
10/09/2021	Corporate [System Matched Income Data]		1,219.80	(55,363.31)		
21/09/2021	Shares [SELL 1700 SEK]		48,424.35	(6,938.96)		
21/09/2021	Shares [BUY 2365 BSL]	50,667.37		(57,606.33)		
23/09/2021	PETER KRUGER SUPER PTY LTD ATF REF 2021092300014026 [WITHDRAWAL]	50,000.00		(107,606.33)		
23/09/2021	DEPOSIT [WITHDRAWAL]		63,122.60	(44,483.73)		
28/09/2021	Shares		396.26	(44,087.47)		
29/09/2021	Shares [BUY 365 CBA]	37,481.88		(81,569.35)		
29/09/2021	Shares [SELL 2365 BSL]		46,445.48	(35,123.87)		
30/09/2021	Client	420.39		(35,544.26)		
30/09/2021	Client	255.73		(35,799.99)		
30/09/2021	PETER KRUGER SUPER PTY LTD ATF REF 2021093000015735 [WITHDRAWAL]	55,000.00		(90,799.99)		
30/09/2021	DEPOSIT [WITHDRAWAL]		55,223.49	(35,576.50)		
04/10/2021	DEPOSIT [DEPOSIT] [WITHDRAWAL] [WITHDRAWAL]		11,181.83	(24,394.67)		
04/10/2021	DEPOSIT [DEPOSIT] [WITHDRAWAL] [WITHDRAWAL]		206,621.44	182,226.77		
04/10/2021	Shares [SELL 3896 TCL]		55,313.44	237,540.21		
04/10/2021	Shares [SELL 6615 ILU]		58,821.69	296,361.90		
04/10/2021	Shares [SELL 9630 CSR]		53,986.78	350,348.68		

Peter Kruger Super Fund
Bank Statement Report

For The Period 01 July 2021 to 30 June 2022

Date	Description	Debit \$	Credit \$	Ledger Balance \$	Statement Balance \$	Variance \$
04/10/2021	Shares [SELL 365 CBA]		37,474.39	387,823.07		
04/10/2021	CFDs		1,329.62	389,152.69		
04/10/2021	CFDs		9,626.34	398,779.03		
04/10/2021	CFDs	1,329.62		397,449.41		
04/10/2021	CFDs	9,626.34		387,823.07		
05/10/2021	Client	42.72		387,780.35		
05/10/2021	Corporate [System Matched Income Data]		340.00	388,120.35		
05/10/2021	PETER KRUGER SUPER PTY LTD ATF REF 2021100500008907 [WITHDRAWAL]	11,181.83		376,938.52		
05/10/2021	PETER KRUGER SUPER PTY LTD ATF REF 2021100500008928 [WITHDRAWAL]	205,486.97		171,451.55		
05/10/2021	PETER KRUGER SUPER PTY LTD ATF REF 2021100500008879 [WITHDRAWAL]	217,000.00		(45,548.45)		
06/10/2021	Client	25.53		(45,573.98)		
06/10/2021	Corporate [System Matched Income Data]		793.80	(44,780.18)		
07/10/2021	PETER KRUGER SUPER PTY LTD ATF REF 2021100700027583 [WITHDRAWAL]	11,374.82		(56,155.00)		
01/11/2021	PETER KRUGER SUPER PTY LTD ATF REF 2021110100021899 [WITHDRAWAL]	711.86		(56,866.86)		
08/11/2021	Transfer to other Bank NetBank Negative balance [DEPOSIT]		10.00	(56,856.86)		
30/06/2022	saxo cash account		56,856.86	0.00		
30/06/2022	CLOSING BALANCE			0.00		
		<u>939,954.99</u>	<u>939,954.99</u>			

Peter Kruger Super Fund

Bank Statement Report

For The Period 01 July 2021 to 30 June 2022

Chart Code: 60400 / SaxoUSDCash

Account Name: Saxo Trading Cash Account USD

BSB and Account Number:

Opening Balance	-	Total Debits	+	Total Credits	=	Closing Balance	Data Feed Used
		\$ 407,398.86		\$ 407,398.86		\$ 0.00	

Date	Description	Debit \$	Credit \$	Ledger Balance \$	Statement Balance \$	Variance \$
01/07/2021	Client	20.65		(20.65)		
01/07/2021	VAT	2.07		(22.72)		
01/07/2021	Corporate		11.45	(11.27)		
12/07/2021	Corporate		108.32	97.05		
28/07/2021	CFDs	62.83		34.22		
28/07/2021	CFDs		7,298.64	7,332.86		
28/07/2021	CFDs		62.83	7,395.69		
28/07/2021	CFDs	7,298.64		97.05		
30/07/2021	Client	611.80		(514.75)		
02/08/2021	Client	22.70		(537.45)		
02/08/2021	VAT	2.27		(539.72)		
02/08/2021	Shares		50,038.95	49,499.23		
02/08/2021	CFDs	62.42		49,436.81		
02/08/2021	CFDs		62.42	49,499.23		
03/08/2021	Shares		47,392.17	96,891.40		
03/08/2021	CFDs	62.34		96,829.06		
03/08/2021	CFDs		62.34	96,891.40		

Peter Kruger Super Fund
Bank Statement Report

For The Period 01 July 2021 to 30 June 2022

Date	Description	Debit \$	Credit \$	Ledger Balance \$	Statement Balance \$	Variance \$
04/08/2021	CFDs	2,695.76		94,195.64		
04/08/2021	CFDs	62.03		94,133.61		
04/08/2021	CFDs		2,695.76	96,829.37		
04/08/2021	CFDs		62.03	96,891.40		
05/08/2021	Corporate		341.50	97,232.90		
05/08/2021	Corporate	341.50		96,891.40		
06/08/2021	Corporate		79.95	96,971.35		
06/08/2021	Corporate	79.95		96,891.40		
16/08/2021	CFDs		20,152.63	117,044.03		
16/08/2021	CFDs	59.51		116,984.52		
16/08/2021	CFDs	20,152.63		96,831.89		
16/08/2021	CFDs		59.51	96,891.40		
18/08/2021	CFDs	59.03		96,832.37		
18/08/2021	CFDs	2,167.70		94,664.67		
18/08/2021	CFDs		59.03	94,723.70		
18/08/2021	CFDs		2,167.70	96,891.40		
20/08/2021	CFDs	3,313.88		93,577.52		
20/08/2021	CFDs	60.31		93,517.21		
20/08/2021	CFDs		60.31	93,577.52		
20/08/2021	CFDs		3,313.88	96,891.40		
31/08/2021	Client	1,127.70		95,763.70		

Peter Kruger Super Fund
Bank Statement Report

For The Period 01 July 2021 to 30 June 2022

Date	Description	Debit \$	Credit \$	Ledger Balance \$	Statement Balance \$	Variance \$
01/09/2021	Client	13.98		95,749.72		
01/09/2021	VAT	1.39		95,748.33		
10/09/2021	CFDs		4,252.61	100,000.94		
10/09/2021	CFDs	64.32		99,936.62		
10/09/2021	CFDs	4,252.61		95,684.01		
10/09/2021	CFDs		64.32	95,748.33		
14/09/2021	Corporate		447.28	96,195.61		
14/09/2021	Corporate	447.28		95,748.33		
21/09/2021	Shares		54,067.40	149,815.73		
21/09/2021	CFDs	4,716.51		145,099.22		
21/09/2021	CFDs		4,716.51	149,815.73		
22/09/2021	CFDs	52.41		149,763.32		
22/09/2021	CFDs		52.41	149,815.73		
23/09/2021	DEPOSIT [WITHDRAWAL]	63,122.60		86,693.13		
23/09/2021	Corporate		11.83	86,704.96		
23/09/2021	CFDs	52.66		86,652.30		
23/09/2021	CFDs		52.66	86,704.96		
30/09/2021	Client	1,254.97		85,449.99		
30/09/2021	DEPOSIT [WITHDRAWAL]	55,223.49		30,226.50		
01/10/2021	Client	11.76		30,214.74		
01/10/2021	VAT	1.18		30,213.56		

Peter Kruger Super Fund

Bank Statement Report

For The Period 01 July 2021 to 30 June 2022

Date	Description	Debit \$	Credit \$	Ledger Balance \$	Statement Balance \$	Variance \$
01/10/2021	Shares		72,022.31	102,235.87		
01/10/2021	CFDs		8,279.86	110,515.73		
01/10/2021	CFDs	383.84		110,131.89		
01/10/2021	CFDs		4,670.55	114,802.44		
01/10/2021	CFDs		6.39	114,808.83		
01/10/2021	CFDs		20.04	114,828.87		
01/10/2021	CFDs	2,469.45		112,359.42		
01/10/2021	CFDs	2,735.42		109,624.00		
01/10/2021	CFDs		3,487.44	113,111.44		
01/10/2021	CFDs	8,279.86		104,831.58		
01/10/2021	CFDs		383.84	105,215.42		
01/10/2021	CFDs	4,670.55		100,544.87		
01/10/2021	CFDs	6.39		100,538.48		
01/10/2021	CFDs	20.04		100,518.44		
01/10/2021	CFDs		2,469.45	102,987.89		
01/10/2021	CFDs		2,735.42	105,723.31		
01/10/2021	CFDs	3,487.44		102,235.87		
04/10/2021	DEPOSIT [DEPOSIT] [WITHDRAWAL] [WITHDRAWAL]	11,181.83		91,054.04		
04/10/2021	DEPOSIT [DEPOSIT] [WITHDRAWAL] [WITHDRAWAL]	206,621.44		(115,567.40)		
05/10/2021	Client	56.97		(115,624.37)		
29/10/2021	Client	0.34		(115,624.71)		

Peter Kruger Super Fund
Bank Statement Report

For The Period 01 July 2021 to 30 June 2022

Date	Description	Debit \$	Credit \$	Ledger Balance \$	Statement Balance \$	Variance \$
01/11/2021	Client	0.92		(115,625.63)		
01/11/2021	VAT	0.09		(115,625.72)		
30/11/2021	Client	0.42		(115,626.14)		
31/12/2021	Client	0.43		(115,626.57)		
31/01/2022	Client	0.44		(115,627.01)		
28/02/2022	Client	0.39		(115,627.40)		
31/03/2022	Client	0.41		(115,627.81)		
29/04/2022	Client	0.42		(115,628.23)		
31/05/2022	Client	0.43		(115,628.66)		
30/06/2022	Client	0.46		(115,629.12)		
30/06/2022	saxo cash account		115,629.12	0.00		
30/06/2022	CLOSING BALANCE			0.00		
		<u>407,398.86</u>	<u>407,398.86</u>			

Account Statement Report

01-Jul-2021 - 30-Jun-2022

Generated at: 04-May-2023 06:26:36 (UTC)



Saxo Capital Markets (Australia) Limited
9 Castlereagh Street, Suite 1, Level 14
2000 Sydney, Sydney
NSW
Australia
Phone No.: +61282679000
Email: operations@saxomarkets.com.au

Peter Kruger Super Pty Ltd ATF Peter Kruger SF
Lydstep Court 3
4152 Carindale, Carindale
QLD
Australia

Client ID : 8518797

Currency : AUD

Account(s) : All accounts

Table of Contents

Account Statement, 36000/111999, AUD.....	3
Account Statement, 36000/111999US, USD	6

Account Statement, 36000/111999, AUD

Summary for the period	Start Cash Balance	Credited	Debited	End Cash Balance	Account value
	39,637.08	881,292.60	-920,864.31	65.37	65.37

<i>Posting Date</i>	<i>Value Date</i>	<i>Product</i>	<i>Net Change</i>	<i>Cash Balance</i>	<i>Comment</i>
08-Nov-2021	08-Nov-2021	DEPOSIT (2051768634, 5038369570)	10.00	65.37	
01-Nov-2021	01-Nov-2021	WITHDRAWAL 36000/111999 (2045857001, 5032414244)	-711.86	55.37	
07-Oct-2021	07-Oct-2021	WITHDRAWAL 36000/111999 (2026353541, 5012585028)	-11,374.82	767.23	
06-Oct-2021	06-Oct-2021	Client CFD Finance - Oct 2021	-25.53	12,142.05	
06-Oct-2021	06-Oct-2021	Corporate Actions ILU:xasx 0	793.80	12,167.58	
05-Oct-2021	06-Oct-2021	Client Interest - Oct 2021	-42.72	11,373.78	
05-Oct-2021	05-Oct-2021	Corporate Actions SEK:xasx 0	340.00	11,416.50	
04-Oct-2021	05-Oct-2021	WITHDRAWAL 36000/111999 (2022094875, 5008275651)	-11,181.83	11,076.50	
04-Oct-2021	05-Oct-2021	WITHDRAWAL 36000/111999 (2022094833, 5008275453)	-205,486.97	22,258.33	
04-Oct-2021	05-Oct-2021	WITHDRAWAL 36000/111999 (2020194445, 5006076468)	-217,000.00	227,745.30	
04-Oct-2021	04-Oct-2021	DEPOSIT 36000/111999 (2022094472, 5008275238)	11,181.83	444,745.30	
04-Oct-2021	01-Oct-2021	DEPOSIT 36000/111999 (2020193282, 5006076424)	206,621.44	433,563.47	
04-Oct-2021	06-Oct-2021	Shares TCL:xasx 5008225722	55,313.44	226,942.03	
04-Oct-2021	06-Oct-2021	Shares ILU:xasx 5008224938	58,821.69	171,628.59	

<i>Posting Date</i>	<i>Value Date</i>	<i>Product</i>	<i>Net Change</i>	<i>Cash Balance</i>	<i>Comment</i>
04-Oct-2021	06-Oct-2021	Shares CSR:xasx 5008224381	53,986.78	112,806.90	
04-Oct-2021	06-Oct-2021	Shares CBA:xasx 5008224277	37,474.39	58,820.12	
04-Oct-2021	04-Oct-2021	CFDs RHC:xasx 1939036911/5008225198	1,329.62	21,345.73	
04-Oct-2021	04-Oct-2021	CFDs MQG:xasx 1962611071/5008224879	9,626.34	20,016.11	
30-Sep-2021	01-Oct-2021	Client Interest - Sep 2021	-420.39	10,389.77	
30-Sep-2021	01-Oct-2021	Client CFD Finance - Sep 2021	-255.73	10,810.16	
30-Sep-2021	30-Sep-2021	WITHDRAWAL 36000/111999 (2017024478, 5003417929)	-55,000.00	11,065.89	
30-Sep-2021	30-Sep-2021	DEPOSIT 36000/111999 (2017024467, 5003417488)	55,223.49	66,065.89	
29-Sep-2021	01-Oct-2021	Shares CBA:xasx 5002419828	-37,481.88	10,842.40	
29-Sep-2021	01-Oct-2021	Shares BSL:xasx 5002357414	46,445.48	48,324.28	
28-Sep-2021	30-Sep-2021	Shares TCLR:xasx 5001104452	396.26	1,878.80	
23-Sep-2021	23-Sep-2021	WITHDRAWAL 36000/111999 (2011962613, 2127476172)	-50,000.00	1,482.54	
23-Sep-2021	23-Sep-2021	DEPOSIT 36000/111999 (2011958868, 2127469397)	63,122.60	51,482.54	
21-Sep-2021	23-Sep-2021	Shares SEK:xasx 2125371139	48,424.35	-11,640.06	
21-Sep-2021	23-Sep-2021	Shares BSL:xasx 2125446725	-50,667.37	-60,064.41	
10-Sep-2021	10-Sep-2021	Corporate Actions JBH:xasx 0	1,219.80	-9,397.04	
06-Sep-2021	30-Sep-2021	Corporate Actions RHC:xasx 0	651.99	-10,616.84	
01-Sep-2021	03-Sep-2021	Shares TCL:xasx 2110535537	-55,562.47	-11,268.83	
01-Sep-2021	03-Sep-2021	Shares SEK:xasx 2110535072	-55,494.87	44,293.64	

<i>Posting Date</i>	<i>Value Date</i>	<i>Product</i>	<i>Net Change</i>	<i>Cash Balance</i>	<i>Comment</i>
31-Aug-2021	01-Sep-2021	Client Interest - Aug 2021	-423.18	99,788.51	
31-Aug-2021	01-Sep-2021	Client CFD Finance - Aug 2021	-264.17	100,211.69	
27-Aug-2021	31-Aug-2021	Shares WOR:xasx 2107573275	47,886.15	100,475.86	
27-Aug-2021	31-Aug-2021	Shares JBH:xasx 2107570532	51,995.21	52,589.71	
04-Aug-2021	06-Aug-2021	Shares JBH:xasx 2090991078	-55,954.80	594.50	
04-Aug-2021	06-Aug-2021	Shares FMG:xasx 2090989682	53,757.99	56,549.30	
30-Jul-2021	02-Aug-2021	Client Interest - Jul 2021	-251.63	2,791.31	
30-Jul-2021	02-Aug-2021	Client CFD Finance - Jul 2021	-266.49	3,042.94	
15-Jul-2021	19-Jul-2021	Shares ILU:xasx 2076126518	-57,845.58	3,309.43	
15-Jul-2021	19-Jul-2021	Shares ANZ:xasx 2076119503	51,876.02	61,155.01	
02-Jul-2021	02-Jul-2021	DEPOSIT (1952256841, 2065738678)	15,000.00	9,278.99	
02-Jul-2021	02-Jul-2021	Corporate Actions CSR:xasx 0	2,311.20	-5,721.01	
02-Jul-2021	06-Jul-2021	Shares ANZ:xasx 2065627652	-53,346.49	-8,032.21	
02-Jul-2021	02-Jul-2021	CFDs WOW:xasx 1974917020/2065627258	-1,805.53	45,314.28	
02-Jul-2021	02-Jul-2021	CFDs EDV:xasx 2064522841/2065627326	7,482.73	47,119.81	

Account Statement, 36000/111999US, USD

Summary for the period	Start Cash Balance	Credited	Debited	End Cash Balance	Account value
	62,373.47	199,238.20	-261,656.52	-44.85	-44.84

<i>Posting Date</i>	<i>Value Date</i>	<i>Product</i>	<i>Net Change</i>	<i>Cash Balance</i>	<i>Comment</i>
30-Jun-2022	01-Jul-2022	Client Interest - Jun 2022	-0.32	-44.85	
31-May-2022	01-Jun-2022	Client Interest - May 2022	-0.31	-44.53	
29-Apr-2022	02-May-2022	Client Interest - Apr 2022	-0.30	-44.22	
31-Mar-2022	01-Apr-2022	Client Interest - Mar 2022	-0.31	-43.92	
28-Feb-2022	01-Mar-2022	Client Interest - Feb 2022	-0.28	-43.61	
31-Jan-2022	01-Feb-2022	Client Interest - Jan 2022	-0.31	-43.33	
31-Dec-2021	03-Jan-2022	Client Interest - Dec 2021	-0.31	-43.02	
30-Nov-2021	01-Dec-2021	Client Interest - Nov 2021	-0.30	-42.71	
01-Nov-2021	01-Nov-2021	Client Custody Fee Shares - Oct 2021	-0.69	-42.41	
01-Nov-2021	01-Nov-2021	VAT on Fee Client SH - 01-11-2021	-0.07	-41.72	
29-Oct-2021	01-Nov-2021	Client Interest - Oct 2021	-0.26	-41.65	
05-Oct-2021	06-Oct-2021	Client Interest - Oct 2021	-41.39	-41.39	
04-Oct-2021	04-Oct-2021	WITHDRAWAL 36000/111999 (2022094470, 5008275236)	-8,176.27	0.00	
04-Oct-2021	01-Oct-2021	WITHDRAWAL 36000/111999 (2020193280, 5006076422)	-151,369.35	8,176.27	

<i>Posting Date</i>	<i>Value Date</i>	<i>Product</i>	<i>Net Change</i>	<i>Cash Balance</i>	<i>Comment</i>
01-Oct-2021	01-Oct-2021	Client Custody Fee Shares - Sep 2021	-8.48	159,545.62	
01-Oct-2021	01-Oct-2021	VAT on Fee Client SH - 01-10-2021	-0.85	159,554.10	
01-Oct-2021	05-Oct-2021	Shares NVDA:xnas 5005542682	52,326.36	159,554.95	
01-Oct-2021	01-Oct-2021	CFDs TSLA:xnas 2103409199/5005533566	5,970.61	107,228.59	
01-Oct-2021	01-Oct-2021	CFDs INTC:xnas 2089184996/5005526727	-276.79	101,257.98	
01-Oct-2021	01-Oct-2021	CFDs GILD:xnas 1967274695/5005533440	3,367.93	101,534.77	
01-Oct-2021	01-Oct-2021	CFDs DIS:xnys 2091439222/5005534698	4.61	98,166.84	
01-Oct-2021	01-Oct-2021	CFDs BSX:xnys 2126828301/5005532505	14.45	98,162.23	
01-Oct-2021	01-Oct-2021	CFDs BIDU:xnas 2127931171/5005530157	-1,780.72	98,147.78	
01-Oct-2021	01-Oct-2021	CFDs AMD:xnas 2118061885/5005533167	-1,972.51	99,928.50	
01-Oct-2021	01-Oct-2021	CFDs AAPL:xnas 2060503454/5005533620	2,514.79	101,901.01	
30-Sep-2021	01-Oct-2021	Client CFD Finance - Sep 2021	-904.33	99,386.22	
30-Sep-2021	30-Sep-2021	WITHDRAWAL 36000/111999 (2017024465, 5003417480)	-40,000.00	100,290.55	
23-Sep-2021	23-Sep-2021	WITHDRAWAL 36000/111999 (2011958866, 2127469395)	-46,000.00	140,290.55	
23-Sep-2021	23-Sep-2021	Corporate Actions NVDA:xnas 0	8.57	186,290.55	
23-Sep-2021	23-Sep-2021	CFDs BIDU:xnas 2127931171	-38.15	186,281.98	
22-Sep-2021	22-Sep-2021	CFDs BSX:xnys 2126828301	-38.00	186,320.13	
21-Sep-2021	23-Sep-2021	Shares GOOGL:xnas 2125840028	39,106.32	186,358.13	
21-Sep-2021	21-Sep-2021	CFDs FCX:xnys 2101273303/2125840755	-3,427.96	147,251.81	

<i>Posting Date</i>	<i>Value Date</i>	<i>Product</i>	<i>Net Change</i>	<i>Cash Balance</i>	<i>Comment</i>
14-Sep-2021	29-Sep-2021	Corporate Actions GILD:xnas 0	328.30	150,679.77	
10-Sep-2021	10-Sep-2021	CFDs BIIB:xnas 1940837261/2118061933	3,139.28	150,351.47	
10-Sep-2021	10-Sep-2021	CFDs AMD:xnas 2118061885	-47.48	147,212.19	
01-Sep-2021	01-Sep-2021	Client Custody Fee Shares - Aug 2021	-10.24	147,259.67	
01-Sep-2021	01-Sep-2021	VAT on Fee Client SH - 01-09-2021	-1.02	147,269.91	
31-Aug-2021	01-Sep-2021	Client CFD Finance - Aug 2021	-827.17	147,270.93	
20-Aug-2021	20-Aug-2021	CFDs UAL:xnas 2090223532/2103409744	-2,363.79	148,098.10	
20-Aug-2021	20-Aug-2021	CFDs TSLA:xnas 2103409199	-43.02	150,461.89	
18-Aug-2021	18-Aug-2021	CFDs FCX:xnys 2101273303	-42.85	150,504.91	
18-Aug-2021	18-Aug-2021	CFDs BA:xnys 2099286523/2101268582	-1,573.53	150,547.76	
16-Aug-2021	16-Aug-2021	CFDs LRCX:xnas 1855419207/2099245927	14,783.97	152,121.29	
16-Aug-2021	16-Aug-2021	CFDs BA:xnys 2099286523	-43.66	137,337.32	
06-Aug-2021	12-Aug-2021	Corporate Actions AAPL:xnas 0	59.09	137,380.98	
05-Aug-2021	01-Sep-2021	Corporate Actions INTC:xnas 0	252.54	137,321.89	
04-Aug-2021	04-Aug-2021	CFDs TTWO:xnas 2086059800/2091433902	-1,994.05	137,069.35	
04-Aug-2021	04-Aug-2021	CFDs DIS:xnys 2091439222	-45.88	139,063.40	
03-Aug-2021	05-Aug-2021	Shares FDX:xnys 2090229821	35,052.29	139,109.28	
03-Aug-2021	03-Aug-2021	CFDs UAL:xnas 2090223532	-46.11	104,056.99	
02-Aug-2021	02-Aug-2021	Client Custody Fee Shares - Jul 2021	-16.79	104,103.10	

<i>Posting Date</i>	<i>Value Date</i>	<i>Product</i>	<i>Net Change</i>	<i>Cash Balance</i>	<i>Comment</i>
02-Aug-2021	02-Aug-2021	VAT on Fee Client SH - 02-08-2021	-1.68	104,119.89	
02-Aug-2021	04-Aug-2021	Shares AMZN:xnas 2089199652	36,847.03	104,121.57	
02-Aug-2021	02-Aug-2021	CFDs INTC:xnas 2089184996	-46.17	67,274.54	
30-Jul-2021	02-Aug-2021	Client CFD Finance - Jul 2021	-451.57	67,320.71	
28-Jul-2021	28-Jul-2021	CFDs TTWO:xnas 2086059800	-46.25	67,772.28	
28-Jul-2021	28-Jul-2021	CFDs ATVI:xnas 1727830333/2086060384	5,372.53	67,818.53	
12-Jul-2021	12-Jul-2021	Corporate Actions FDX:xnys 0	80.96	62,446.00	
01-Jul-2021	01-Jul-2021	Client Custody Fee Shares - Jun 2021	-15.45	62,365.04	
01-Jul-2021	01-Jul-2021	VAT on Fee Client SH - 01-07-2021	-1.55	62,380.49	
01-Jul-2021	01-Jul-2021	Corporate Actions NVDA:xnas 0	8.57	62,382.04	

PETER KRUGER SUPER PTY LTD AS TRUSTEE FOR
 PETER KRUGER SUPER FUND
 3 LYDSTEP CT
 CARINDALE QLD Australia 4152

17 April 2023

Dear PETER KRUGER SUPER PTY LTD AS TRUSTEE FOR PETER KRUGER SUPER FUND,
 Here's your account information and a list of transactions from 01/07/21-30/06/22.

Account name PETER KRUGER SUPER PTY LTD AS TRUSTEE FOR PETER KRUGER SUPER FUND
BSB 064159
Account number 10440552
Account type CDIA
Date opened 12/03/2018

Date	Transaction details	Amount	Balance
01 Jul 2021	Credit Interest	\$0.03	\$22,700.13
02 Jul 2021	Transfer to other Bank NetBank Transfer	-\$15,000.00	\$7,700.13
02 Jul 2021	Direct Debit 022829 CLEARVIEWLIFEINV 516031806013426187	-\$733.08	\$6,967.05
15 Jul 2021	Direct Credit 361578 QUICKSUPER QUICKSPR3006000816	\$1,906.50	\$8,873.55
28 Jul 2021	TAX OFFICE PAYMENTS NetBank BPAY 75556 4618878721871060 PAYG tax	-\$918.00	\$7,955.55
01 Aug 2021	Credit Interest	\$0.03	\$7,955.58
03 Aug 2021	Direct Debit 022829 CLEARVIEWLIFEINV 516031806013488450	-\$733.08	\$7,222.50
18 Aug 2021	Direct Credit 361578 QUICKSUPER QUICKSPR3027860849	\$2,920.60	\$10,143.10
20 Aug 2021	Transfer to CBA A/c NetBank SMSF Audit deposit	-\$550.00	\$9,593.10
01 Sep 2021	Credit Interest	\$0.03	\$9,593.13
02 Sep 2021	Direct Debit 022829 CLEARVIEWLIFEINV 516031806013548438	-\$733.08	\$8,860.05
16 Sep 2021	Direct Credit 361578 QUICKSUPER QUICKSPR3046764278	\$1,953.84	\$10,813.89
23 Sep 2021	PETER KRUGER SUPER PTY LTD ATF REF 2021092300014026	\$50,000.00	\$60,813.89
24 Sep 2021	Transfer To CoinSpot NetBank 996304377945	-\$10,000.00	\$50,813.89

Date	Transaction details	Amount	Balance
25 Sep 2021	Transfer To CoinSpot NetBank 996304434908	-\$20,000.00	\$30,813.89
25 Sep 2021	Transfer To Coinspot NetBank Coinspot deposit	-\$30,000.00	\$813.89
30 Sep 2021	PETER KRUGER SUPER PTY LTD ATF REF 2021093000015735	\$55,000.00	\$55,813.89
01 Oct 2021	Credit Interest	\$0.33	\$55,814.22
01 Oct 2021	Transfer To Coinspot NetBank Deposit	-\$54,000.00	\$1,814.22
05 Oct 2021	PETER KRUGER SUPER PTY LTD ATF REF 2021100500008879	\$217,000.00	\$218,814.22
05 Oct 2021	PETER KRUGER SUPER PTY LTD ATF REF 2021100500008907	\$11,181.83	\$229,996.05
05 Oct 2021	PETER KRUGER SUPER PTY LTD ATF REF 2021100500008928	\$205,486.97	\$435,483.02
05 Oct 2021	Transfer To Coinspot NetBank Deposit	-\$100,000.00	\$335,483.02
05 Oct 2021	Direct Debit 022829 CLEARVIEWLIFEINV 516031806013609426	-\$733.08	\$334,749.94
06 Oct 2021	Transfer to other Bank NetBank Deposit	-\$100,000.00	\$234,749.94
07 Oct 2021	PETER KRUGER SUPER PTY LTD ATF REF 2021100700027583	\$11,374.82	\$246,124.76
07 Oct 2021	Transfer To Coinspot NetBank Deposit	-\$100,000.00	\$146,124.76
08 Oct 2021	Transfer to other Bank NetBank Deposit	-\$100,000.00	\$46,124.76
08 Oct 2021	Transfer to xx9729 NetBank Bitgear wallet	-\$430.00	\$45,694.76
09 Oct 2021	Transfer to other Bank NetBank Deposit	-\$43,000.00	\$2,694.76
19 Oct 2021	Direct Credit 361578 QUICKSUPER QUICKSPR3067474140	\$1,953.84	\$4,648.60
28 Oct 2021	TAX OFFICE PAYMENTS NetBank BPAY 75556 4618878721871060 PAYG tax	-\$1,153.00	\$3,495.60
01 Nov 2021	Credit Interest	\$1.04	\$3,496.64
01 Nov 2021	PETER KRUGER SUPER PTY LTD ATF REF 2021110100021899	\$711.86	\$4,208.50
02 Nov 2021	Direct Debit 022829 CLEARVIEWLIFEINV 516031806013669548	-\$733.08	\$3,475.42
08 Nov 2021	Transfer to other Bank NetBank Negative balance	-\$10.00	\$3,465.42
17 Nov 2021	Direct Credit 361578 QUICKSUPER QUICKSPR3086899975	\$1,953.84	\$5,419.26

Date	Transaction details	Amount	Balance
22 Nov 2021	Transfer from NetBank Peter after tax co	\$4,066.32	\$9,485.58
23 Nov 2021	Transfer from NetBank Peter contribution	\$42,025.00	\$51,510.58
23 Nov 2021	Transfer from NetBank Peter Contribution	\$49,243.00	\$100,753.58
23 Nov 2021	Transfer To Coinspot NetBank Deposit	-\$97,000.00	\$3,753.58
02 Dec 2021	Direct Debit 022829 CLEARVIEWLIFEINV 516031806013730570	-\$733.08	\$3,020.50
15 Dec 2021	Transfer to xx9729 NetBank Crypto Tax Calc	-\$249.00	\$2,771.50
16 Dec 2021	Direct Credit 361578 QUICKSUPER QUICKSPR3106777225	\$1,953.84	\$4,725.34
17 Dec 2021	Transfer To HiveEx PayID Email from NetBank FTX47430243	-\$2,500.00	\$2,225.34
05 Jan 2022	Direct Debit 022829 CLEARVIEWLIFEINV 516031806013794296	-\$733.08	\$1,492.26
17 Jan 2022	Direct Credit 361578 QUICKSUPER QUICKSPR3125328428	\$2,930.76	\$4,423.02
01 Feb 2022	Transfer To HiveEx NetBank FTX transfer	-\$2,500.00	\$1,923.02
02 Feb 2022	Direct Debit 022829 CLEARVIEWLIFEINV 516031806013849724	-\$733.08	\$1,189.94
16 Feb 2022	Direct Credit 361578 QUICKSUPER QUICKSPR3145962621	\$1,953.84	\$3,143.78
28 Feb 2022	TAX OFFICE PAYMENTS NetBank BPAY 75556 4618878721871060 SMSF PAYG tax	-\$1,153.00	\$1,990.78
02 Mar 2022	Direct Debit 022829 CLEARVIEWLIFEINV 516031806013908430	-\$733.08	\$1,257.70
17 Mar 2022	Direct Credit 361578 QUICKSUPER QUICKSPR3166683849	\$1,953.84	\$3,211.54
20 Apr 2022	Direct Credit 361578 QUICKSUPER QUICKSPR3189308177	\$1,953.84	\$5,165.38
28 Apr 2022	TAX OFFICE PAYMENTS NetBank BPAY 75556 4618878721871060	-\$1,153.00	\$4,012.38
01 May 2022	ASIC NetBank BPAY 17301 2296247426234	-\$56.00	\$3,956.38
06 May 2022	Direct Debit 022829 CLEARVIEWLIFEINV 516031806014032619	-\$814.04	\$3,142.34
18 May 2022	Direct Credit 361578 QUICKSUPER QUICKSPR3209050553	\$1,953.84	\$5,096.18
27 May 2022	Transfer To Superhelp Aust PL NetBank Peter Kruger Super Fund	-\$1,225.00	\$3,871.18

Date	Transaction details	Amount	Balance
02 Jun 2022	Direct Debit 022829 CLEARVIEWLIFEINV 516031806014083753	-\$407.02	\$3,464.16
16 Jun 2022	Direct Credit 342189 FTX EXPRESS PTY 0000000019-4155312	\$9,065.61	\$12,529.77
16 Jun 2022	Direct Credit 361578 QUICKSUPER QUICKSPR3230145075	\$1,953.84	\$14,483.61
17 Jun 2022	TAX OFFICE PAYMENTS NetBank BPAY 75556 002004988350778221 Tax return	-\$12,470.82	\$2,012.79

Any pending transactions haven't been included in this list. Proceeds of cheques aren't available until cleared.

If you have questions or need more information, go to commbank.com.au/support.

Yours sincerely,



Brian Moseley
General Manager, Retail Customer Service

70040 - Cryptocurrency

2022 Financial Year

Preparer Shelley Lian

Reviewer Steven Lee

Status Ready for Review

Account Code	Description	CY Units	CY Balance	LY Units	LY Balance	Change
SHSAPETES001CRYPTO	Cryptocurrency	1.000000	\$170,109.57			100%

TOTAL	CY Units	CY Balance	LY Units	LY Balance
	1.000000	\$170,109.57		

Supporting Documents

- Investment Movement Report [Report](#)
- CTC Inventory Report - 1st July 2021 - 30th June 2022.pdf [SHSAPETES001CRYPTO](#)

Standard Checklist

- Attach Investment Movement Report
- Ensure that cryptocurrency has not been acquired from a related party
- Ensure that investments in cryptocurrency are allowed under the Trust Deed
- Ensure the 30 June closing value is correct
- Ensure the Fund's Investment Strategy allows the investment
- Ensure the Investment is held in the name of the Trustee/Fund
- Ensure the Investment is not breaching the Sole Purpose Test

Peter Kruger Super Fund

Investment Movement Report

As at 30 June 2022

Investment	Opening Balance		Additions		Disposals			Closing Balance		
	Units	Cost	Units	Cost	Units	Cost	Accounting Profit/(Loss)	Units	Cost	Market Value
Bank Accounts										
CBA CDIA Account ***552		22,700.10		680,499.29		(701,186.60)			2,012.79	2,012.79
Saxo Trading Cash Account AUD				939,954.99		(939,954.99)			0.00	0.00
Saxo Trading Cash Account USD				407,398.86		(407,398.86)			0.00	0.00
		22,700.10		2,027,853.14		(2,048,540.45)			2,012.79	2,012.79
Cryptocurrency										
SHSAPETES001CRYPTO - Cryptocurrency			1.00	659,000.00		(9,065.61)	0.00	1.00	649,934.39	170,109.57
				659,000.00		(9,065.61)	0.00		649,934.39	170,109.57
Managed Investments (Australian)										
SHKDPKrugerSaxo - Saxo Trading Account (CFD, Options and Cash)	1.00	183,561.24				(183,560.81)	0.00	1.00	0.43	0.43
		183,561.24				(183,560.81)	0.00		0.43	0.43
Plant and Equipment (at written down value) - Unitised										
SHKDPKSOFTWARE - DSS Trading Program	1.00	14,900.00						1.00	14,900.00	0.00
SHKDSsoftware - SPA3ETF Software	1.00	1,395.00						1.00	1,395.00	0.00
		16,295.00							16,295.00	0.00

Peter Kruger Super Fund

Investment Movement Report

As at 30 June 2022

Investment	Opening Balance		Additions		Disposals			Closing Balance		
	Units	Cost	Units	Cost	Units	Cost	Accounting Profit/(Loss)	Units	Cost	Market Value
Shares in Listed Companies (Australian)										
ANZ.AX - Australia And New Zealand Banking Group Limited			1,883.00	53,346.49	(1,883.00)	(53,346.49)	(1,470.47)			0.00
BSL.AX - Bluescope Steel Limited			2,365.00	50,667.37	(2,365.00)	(50,667.37)	(4,221.89)			0.00
CBA.AX1 - Commonwealth Bank Of Australia.			365.00	37,481.88	(365.00)	(37,481.88)	(7.49)			0.00
CSR.AX - CSR Limited	9,630.00	40,675.15			(9,630.00)	(40,675.15)	13,311.63			0.00
FMG.AX - Fortescue Metals Group Ltd	2,220.00	49,816.04			(2,220.00)	(49,816.04)	3,941.95			0.00
ILU.AX - Iluka Resources Limited			6,615.00	57,845.58	(6,615.00)	(57,845.58)	976.11			0.00
JBH.AX - Jb Hi-fi Limited			1,140.00	55,954.80	(1,140.00)	(55,954.80)	(3,959.59)			0.00
SEK.AX - Seek Limited			1,700.00	55,494.87	(1,700.00)	(55,494.87)	(7,070.52)			0.00
WOR.AX - Worley Limited	4,736.00	50,954.37			(4,736.00)	(50,954.37)	(3,068.22)			0.00
		141,445.56		310,790.99		(452,236.55)	(1,568.49)			0.00
Shares in Listed Companies (Overseas)										
GOOGL.NDQ10 - Alphabet Inc - Ordinary Shares - Class A	14.00	30,854.28			(14.00)	(30,854.28)	23,213.12			0.00
AMZN.NDQ1 - Amazon.com Inc.										

Peter Kruger Super Fund

Investment Movement Report

As at 30 June 2022

Investment	Opening Balance		Additions		Disposals			Closing Balance		Market Value
	Units	Cost	Units	Cost	Units	Cost	Accounting Profit/(Loss)	Units	Cost	
	11.00	45,390.42			(11.00)	(45,390.42)	4,648.53		0.00	
FDX.NYE2 - Fedex Corp	127.00	44,424.14			(127.00)	(44,424.14)	2,968.03		0.00	
NVDA.NDQ10 - NVIDIA Corp	63.00	45,811.28	252.00	48,286.52	(315.00)	(94,097.80)	26,211.03		0.00	
		166,480.12		48,286.52		(214,766.64)	57,040.71		0.00	
Units in Listed Unit Trusts (Australian)										
TCL.AX - Transurban Group			3,896.00	55,562.47	(3,896.00)	(55,562.47)	(249.03)		0.00	
				55,562.47		(55,562.47)	(249.03)		0.00	
		530,482.02		3,101,493.12		(2,963,732.53)	55,223.19		668,242.61	172,122.79

INVENTORY REPORT

1st July 2021 - 30th June 2022

Generated at: 10th June 2023, 12:48:27 pm

Generated for: Peter Kruger Super Fund

REPORT DETAILS

Country:	Australia
Currency:	AUD
Inventory Method:	First in First Out
Cost Basis Tracking:	Universal

REPORT SUMMARY

Total Start Value	\$0.00
Total End Value	\$170,109.57
Total Change in Value	\$170,109.57

REPORT WARNINGS

Balances may not reconcile until all reconciliation issues for this period have been resolved.

Missing Price Issues	-
Missing Purchase History Issues	2
Uncategorized Transactions	-
Missing Blockchains	-

TOTAL UNRECONCILED WARNINGS	2
------------------------------------	----------

Report Details

All fiat values and prices are in AUD unless otherwise stated. Where shown, market prices are determined using the average market value at the time of the acquisition/disposal unless the price is otherwise provided by the trading platform (or is manually overridden). All dates and times are in the "Australia/Brisbane" timezone.

*Please consult your tax professional to correctly identify the correct tax treatment of this amount based on your circumstances.

Inventory Summary Report

Currency	Opening Cost Base	Opening Quantity	Opening Value	Closing Cost Base	Closing Quantity	Closing Value
US Dollar (USD)	\$0.00	0	\$0.00	\$63,866.41	45219.60219167067	\$65,731.21
Solana (SOL)	\$0.00	0	\$0.00	\$76,544.27	328.795915145405	\$14,868.64
Ethereum (ETH)	\$0.00	0	\$0.00	\$38,832.33	8.966428812096	\$13,161.07
Chainlink (LINK)	\$0.00	0	\$0.00	\$29,543.82	1202.310660315932	\$10,842.35
Polygon (MATIC)	\$0.00	0	\$0.00	\$27,500.00	14147.71344655	\$8,898.53
FTX Token (FTT)	\$0.00	0	\$0.00	\$15,197.71	195.2281017453	\$7,046.77
Polkadot (DOT)	\$0.00	0	\$0.00	\$27,856.04	581.53869834	\$5,655.22
Arweave (AR)	\$0.00	0	\$0.00	\$27,641.46	378.4339	\$4,962.11
Render Token (RNDR)	\$0.00	0	\$0.00	\$16,586.69	5371.249221223	\$4,561.81
THORChain (RUNE)	\$0.00	0	\$0.00	\$20,511.34	1438.433525538097	\$4,028.51
Bitcoin (BTC)	\$0.00	0	\$0.00	\$9,798.56	0.13079128264	\$3,592.51
Kusama (KSM)	\$0.00	0	\$0.00	\$21,977.41	45.75273026	\$3,242.57
Avalanche (AVAX)	\$0.00	0	\$0.00	\$14,268.91	119.42237631	\$2,775.74
Cardano (ADA)	\$0.00	0	\$0.00	\$13,440.19	4373.53457369	\$2,774.36
Theta Network (THETA)	\$0.00	0	\$0.00	\$10,575.15	1170.21131551	\$2,093.34
ECOMI (OMI)	\$0.00	0	\$0.00	\$8,866.51	881457.12758705	\$1,771.98
TerraUSD (UST)	\$0.00	0	\$0.00	\$17,820.69	13317.617801	\$1,583.96
Algorand (ALGO)	\$0.00	0	\$0.00	\$7,587.55	3004.92987551	\$1,308.61
Litecoin (LTC)	\$0.00	0	\$0.00	\$4,329.87	16.251582049457	\$1,263.53
Moonriver (MOVR)	\$0.00	0	\$0.00	\$10,055.40	76.687	\$1,222.16

DISCLAIMER: Calculated results shown in this report are based on the information you provided at the time of calculation. You should use these results as an estimate and for guidance purposes only. Although we try to ensure the accuracy of these results, errors may occur. Make sure you verify the results. If you have any uncertainty, speak to your tax professional.

Inventory Summary Report

Currency	Opening Cost Base	Opening Quantity	Opening Value	Closing Cost Base	Closing Quantity	Closing Value
Serum Locked (SRM_LOCKED)	\$0.00	0	\$0.00	\$8,654.18	860.951030068328	\$1,108.72
Vulcan Forged (PYR)	\$0.00	0	\$0.00	\$7,112.40	180.8081	\$816.64
COTI	\$0.00	0	\$0.00	\$4,440.00	5950.02765937	\$816.06
Alien Worlds (TLM)	\$0.00	0	\$0.00	\$4,299.03	16838.834961557663	\$644.81
Raydium (RAY)	\$0.00	0	\$0.00	\$9,482.93	599.667762107085	\$577.39
Boba Network (BOBA)	\$0.00	0	\$0.00	\$7,103.76	963.8278	\$548.94
Injective Pr... (INJ)	\$0.00	0	\$0.00	\$4,393.58	282.93736235	\$530.25
SuperFarm (SUPER)	\$0.00	0	\$0.00	\$7,098.95	2851.999	\$525.25
1inch (1INCH)	\$0.00	0	\$0.00	\$2,166.69	500.272737559982	\$513.37
Qredo (QRDO)	\$0.00	0	\$0.00	\$6,941.95	834	\$503.96
Theta Fuel (TFUEL)	\$0.00	0	\$0.00	\$2,642.41	6408.0521	\$465.50
Star Atlas (ATLAS)	\$0.00	0	\$0.00	\$6,300.95	32528.033114000507	\$301.09
Tomb Shares (TSHARE)	\$0.00	0	\$0.00	\$10,635.38	1.30772064887	\$281.89
Prism (PRISM)	\$0.00	0	\$0.00	\$91.42	26057.1168	\$250.85
Numbers Protocol (NUM)	\$0.00	0	\$0.00	\$7,024.68	2272	\$215.98
StarLaunch (STARS)	\$0.00	0	\$0.00	\$27,449.29	1569.752355096	\$201.45
Saber (SBR)	\$0.00	0	\$0.00	\$8,824.36	26709.46403895	\$144.98
MonkeyBucks (MBS)	\$0.00	0	\$0.00	\$156.71	529.650447999981	\$93.43
Nahmii (NII)	\$0.00	0	\$0.00	\$2,574.15	95367.6956695817	\$82.01
Thetan Arena (THG)	\$0.00	0	\$0.00	\$9,768.23	598.984	\$70.11

DISCLAIMER: Calculated results shown in this report are based on the information you provided at the time of calculation. You should use these results as an estimate and for guidance purposes only. Although we try to ensure the accuracy of these results, errors may occur. Make sure you verify the results. If you have any uncertainty, speak to your tax professional.

Inventory Summary Report

Currency	Opening Cost Base	Opening Quantity	Opening Value	Closing Cost Base	Closing Quantity	Closing Value
Fantom (FTM)	\$0.00	0	\$0.00	\$30.40	83.526417267817	\$28.81
Synesis One (SNS)	\$0.00	0	\$0.00	\$82.31	1167.5429	\$22.65
TinyBits (TINY)	\$0.00	0	\$0.00	\$51.51	100.040758	\$9.62
USD Coin (USDC)	\$0.00	0	\$0.00	\$4.40	3.142717999225	\$4.57
AstroSwap (ASTRO)	\$0.00	0	\$0.00	\$0.435511	5.818044	\$0.01531407
AnchorUST (AUST)	\$0.00	0	\$0.00	\$0.408711	0.246782000001	\$0.01483565
SolChicks (CHICKS)	\$0.00	0	\$0.00	\$0.051845	2	\$0.01346766
Tomb (TOMB)	\$0.00	0	\$0.00	\$0.00072558	0.006150096803	\$0.00039536
dYdX (DYDX)	\$0.00	0	\$0.00	\$0.00000013	4.392e-9	\$0.00
Anchor Protocol (ANC)	\$0.00	0	\$0.00	\$0.00	1.643e-9	\$0.00
tomb-v2-lp (TOMB-V2-LP)	\$0.00	0	\$0.00	\$5,754.16	12517.020505254693	\$0.00
Luna2 (LUNA2)	\$0.00	0	\$0.00	\$0.00	6e-8	\$0.00
srm_locked (SRM_LOCKED)	\$0.00	0	\$0.00	\$10.26	1.0391163	\$0.00
anc-ust_lp (ANC-UST_LP)	\$0.00	0	\$0.00	\$0.00	-4359.994581	\$0.00
splp (SPLP)	\$0.00	0	\$0.00	\$0.00	2e-12	\$0.00
Point (POINT)	\$0.00	0	\$0.00	\$117.14	85.02453228088	\$0.00
Hydrazine (N2H4)	\$0.00	0	\$0.00	\$0.00	27.263366999999	\$0.00
888crypto.pro (888CRYPTO.P-RO)	\$0.00	0	\$0.00	\$0.00	1500000	\$0.00
Dogecoin (DOGE)	\$0.00	0	\$0.00	\$0.00	-3.79e-9	\$0.00
Coin98 (C98)	\$0.00	0	\$0.00	\$0.00	-0.004499999999	-\$0.00307073

DISCLAIMER: Calculated results shown in this report are based on the information you provided at the time of calculation. You should use these results as an estimate and for guidance purposes only. Although we try to ensure the accuracy of these results, errors may occur. Make sure you verify the results. If you have any uncertainty, speak to your tax professional.

Inventory Summary Report

Currency	Opening Cost Base	Opening Quantity	Opening Value	Closing Cost Base	Closing Quantity	Closing Value
Terra Luna C... (LUNC)	\$0.00	0	\$0.00	\$0.00000002	-45.78311515735	-\$0.01083910
Huobi Token (HT)	\$0.00	0	\$0.00	\$0.00	-0.016736	-\$0.121823
BNB	\$0.00	0	\$0.00	\$0.00	-0.0005066	-\$0.153317
Tether (USDT)	\$0.00	0	\$0.00	\$80.04	-23.00861553004	-\$33.48

Inventory Detail Report by Account

Account	Currency	Opening Quantity	Opening Value	Closing Quantity	Closing Value
Coinspot					
	Australian D... (AUD)	0	\$0.00	0.0199985	\$0.01999850
	Bitcoin (BTC)	0	\$0.00	-7.36e-9	-\$0.00020216
	Cardano (ADA)	0	\$0.00	6.9e-7	\$0.00000044
	Avalanche (AVAX)	0	\$0.00	119.42237631	\$2,775.74
	Polkadot (DOT)	0	\$0.00	226.53869834	\$2,202.99
	COTI	0	\$0.00	5950.02765937	\$816.06
	Algorand (ALGO)	0	\$0.00	796.35587551	\$346.80
	Injective Pr... (INJ)	0	\$0.00	66.29541235	\$124.24
	Terra (LUNA)	0	\$0.00	2.0265e-7	\$0.00
	Ethereum (ETH)	0	\$0.00	1.78e-9	\$0.00000261
	Dogecoin (DOGE)	0	\$0.00	-10.00407387379	-\$1.01
	Kusama (KSM)	0	\$0.00	39.85973986	\$2,824.93
	Theta Network (THETA)	0	\$0.00	483.34651551	\$864.64
	Luna2 (LUNA2)	0	\$0.00	6e-8	\$0.00
	Subtotal		\$0.00		\$9,954.42
FTX					
	FTX Token (FTT)	0	\$0.00	194.3081017453	\$7,013.56
	Bitcoin (BTC)	0	\$0.00	0.12989129	\$3,567.79
	Chainlink (LINK)	0	\$0.00	1201.798660315932	\$10,837.73

DISCLAIMER: Calculated results shown in this report are based on the information you provided at the time of calculation. You should use these results as an estimate and for guidance purposes only. Although we try to ensure the accuracy of these results, errors may occur. Make sure you verify the results. If you have any uncertainty, speak to your tax professional.

Inventory Detail Report by Account

Account	Currency	Opening Quantity	Opening Value	Closing Quantity	Closing Value
	Polygon (MATIC)	0	\$0.00	14128.27344655	\$8,886.30
	Solana (SOL)	0	\$0.00	333.130410942405	\$15,064.66
	Fantom (FTM)	0	\$0.00	5.85e-9	\$0.00
	THORChain (RUNE)	0	\$0.00	1438.408525068097	\$4,028.44
	1inch (1INCH)	0	\$0.00	500.272737559982	\$513.37
	Tether (USDT)	0	\$0.00	1.278e-9	\$0.00
	Serum Locked (SRM_LOCKED)	0	\$0.00	860.951030068328	\$1,108.72
	dYdX (DYDX)	0	\$0.00	4.392e-9	\$0.00
	US Dollar (USD)	0	\$0.00	45219.60219167067	\$65,731.21
	Ethereum (ETH)	0	\$0.00	8.94205222436	\$13,125.29
	Alien Worlds (TLM)	0	\$0.00	16838.834961557663	\$644.81
	Litecoin (LTC)	0	\$0.00	16.251582049457	\$1,263.53
	srm_locked (SRM_LOCKED)	0	\$0.00	1.0391163	\$0.00
	Raydium (RAY)	0	\$0.00	599.667762107085	\$577.39
	Star Atlas (ATLAS)	0	\$0.00	32528.033114000507	\$301.09
	Render Token (RNDR)	0	\$0.00	693.632421223	\$589.10
	Australian D... (AUD)	0	\$0.00	-9.44169e-7	-\$0.00000094
	Terra (LUNA)	0	\$0.00	46	\$0.01089045
	Huobi Token (HT)	0	\$0.00	-0.016736	-\$0.121823
	BNB	0	\$0.00	-0.0005066	-\$0.153317

DISCLAIMER: Calculated results shown in this report are based on the information you provided at the time of calculation. You should use these results as an estimate and for guidance purposes only. Although we try to ensure the accuracy of these results, errors may occur. Make sure you verify the results. If you have any uncertainty, speak to your tax professional.

Inventory Detail Report by Account

Account	Currency	Opening Quantity	Opening Value	Closing Quantity	Closing Value
	Subtotal		\$0.00		\$133,252.73
Gate.io					
	Tether (USDT)	0	\$0.00	-85566.6442665413	-\$124,503.70
	Kusama (KSM)	0	\$0.00	5.8929904	\$417.65
	Coin98 (C98)	0	\$0.00	-0.004499999999	-\$0.00307073
	Arweave (AR)	0	\$0.00	378.4339	\$4,962.11
	Nahmii (NII)	0	\$0.00	95367.6956695817	\$82.01
	ECOMI (OMI)	0	\$0.00	881457.12758705	\$1,771.98
	Anchor Protocol (ANC)	0	\$0.00	0.000005461643	\$0.00000145
	Injective Pr... (INJ)	0	\$0.00	216.64195	\$406.01
	Cardano (ADA)	0	\$0.00	-13393	-\$8,495.86
	Terra Luna C... (LUNC)	0	\$0.00	39.74485264	\$0.00940955
	Theta Network (THETA)	0	\$0.00	686.8648	\$1,228.70
	Theta Fuel (TFUEL)	0	\$0.00	6408.0521	\$465.50
	Render Token (RNDR)	0	\$0.00	4677.6168	\$3,972.71
	Saber (SBR)	0	\$0.00	26709.46403895	\$144.98
	Dogecoin (DOGE)	0	\$0.00	-16219.6	-\$1,641.02
	Point (POINT)	0	\$0.00	85.02453228088	\$0.00
	Algorand (ALGO)	0	\$0.00	2208.574	\$961.81
	Numbers Protocol (NUM)	0	\$0.00	2272	\$215.98

DISCLAIMER: Calculated results shown in this report are based on the information you provided at the time of calculation. You should use these results as an estimate and for guidance purposes only. Although we try to ensure the accuracy of these results, errors may occur. Make sure you verify the results. If you have any uncertainty, speak to your tax professional.

Inventory Detail Report by Account

Account	Currency	Opening Quantity	Opening Value	Closing Quantity	Closing Value
	Polkadot (DOT)	0	\$0.00	355	\$3,452.23
	Qredo (QRDO)	0	\$0.00	834	\$503.96
	SuperFarm (SUPER)	0	\$0.00	2851.999	\$525.25
	Boba Network (BOBA)	0	\$0.00	963.8278	\$548.94
	Vulcan Forged (PYR)	0	\$0.00	180.8081	\$816.64
	Thetan Arena (THG)	0	\$0.00	598.984	\$70.11
	Moonriver (MOVR)	0	\$0.00	76.687	\$1,222.16
	Subtotal		\$0.00		-\$112,871.88
Ox70a913c628677525e2159f49f8f14-8e814bc4f8f					
	Fantom (FTM)	0	\$0.00	60	\$20.70
	Ethereum (ETH)	0	\$0.00	0.003055669804	\$4.49
	Subtotal		\$0.00		\$25.18
Phantom wallet (5Eck3VgbMGcCrL5-Fo6hcnYKqarDnjuHUHbG6tFpmTAT)					
	Solana (SOL)	0	\$0.00	-4.56621628	-\$206.49
	USD Coin (USDC)	0	\$0.00	3.142717999225	\$4.57
	Hydrazine (N2H4)	0	\$0.00	27.263366999999	\$0.00
	MonkeyBucks (MBS)	0	\$0.00	529.650447999981	\$93.43
	Prism (PRISM)	0	\$0.00	26057.1168	\$250.85
	TinyBits (TINY)	0	\$0.00	100.040758	\$9.62
	Synesis One (SNS)	0	\$0.00	1167.5429	\$22.65

DISCLAIMER: Calculated results shown in this report are based on the information you provided at the time of calculation. You should use these results as an estimate and for guidance purposes only. Although we try to ensure the accuracy of these results, errors may occur. Make sure you verify the results. If you have any uncertainty, speak to your tax professional.

Inventory Detail Report by Account

Account	Currency	Opening Quantity	Opening Value	Closing Quantity	Closing Value
	SolChicks (CHICKS)	0	\$0.00	2	\$0.01346766
	Subtotal		\$0.00		\$174.65
awcwpcxrjrbikrkyhtnauzxbfxaewywwz-1vrbnkjafw8n					
	Solana (SOL)	0	\$0.00	-4.57028984	-\$206.68
	USD Coin (USDC)	0	\$0.00	101.389087999225	\$147.50
	Subtotal		\$0.00		-\$59.17
stariaunch					
	Solana (SOL)	0	\$0.00	-4.56621628	-\$206.49
	Hydrazine (N2H4)	0	\$0.00	27.2633669999999	\$0.00
	USD Coin (USDC)	0	\$0.00	3.142717999225	\$4.57
	MonkeyBucks (MBS)	0	\$0.00	529.650447999981	\$93.43
	Prism (PRISM)	0	\$0.00	26057.1168	\$250.85
	TinyBits (TINY)	0	\$0.00	100.040758	\$9.62
	Synesis One (SNS)	0	\$0.00	1167.5429	\$22.65
	SolChicks (CHICKS)	0	\$0.00	2	\$0.01346766
	Subtotal		\$0.00		\$174.65
dsk1g7mombtplveu7weqnwtpx1jtnffx-zda1fak8v92r					
	Solana (SOL)	0	\$0.00	-0.7567042	-\$34.22
	Subtotal		\$0.00		-\$34.22
5uskgcdwducsat4wf7urn9u7ybzsvat-rbghfybsifrn					

Inventory Detail Report by Account

Account	Currency	Opening Quantity	Opening Value	Closing Quantity	Closing Value
	Solana (SOL)	0	\$0.00	-0.75471992	-\$34.13
	Subtotal		\$0.00		-\$34.13
5rev16zfyqpwwmi6tyze8zmrbdtdgn-g8ndtfzgd4jpb					
	Solana (SOL)	0	\$0.00	-0.75472492	-\$34.13
	Subtotal		\$0.00		-\$34.13
MetaMask					
	Ethereum (ETH)	0	\$0.00	0.003820916152	\$5.61
	Subtotal		\$0.00		\$5.61
Fantom Opera Wallet (0x70a913C62-8677525e2159f49f8f148e814bC4F8F)					
	Fantom (FTM)	0	\$0.00	11.560449781968	\$3.99
	Tomb (TOMB)	0	\$0.00	-6042.9649246912	-\$388.47
	splp (SPLP)	0	\$0.00	9151.491799999998	\$0.00
	Tomb Shares (TSHARE)	0	\$0.00	-7.46180860341	-\$1,608.43
	888crypto.pro (888CRYPTO.PRO)	0	\$0.00	1500000	\$0.00
	Subtotal		\$0.00		-\$1,992.91
tomb finance					
	Fantom (FTM)	0	\$0.00	-0.822056936083	-\$0.283560
	splp (SPLP)	0	\$0.00	-610.8388	\$0.00
	Tomb (TOMB)	0	\$0.00	-6042.971	-\$388.47
	Subtotal		\$0.00		-\$388.76

Inventory Detail Report by Account

Account	Currency	Opening Quantity	Opening Value	Closing Quantity	Closing Value
0xcc0a87f7e7c693042a9cc703661f5-060c80acb43					
	Fantom (FTM)	0	\$0.00	16.389136763816	\$5.65
	Subtotal		\$0.00		\$5.65
Terra Station Wallet (terra1v55uwptvq433yukqwx3tfx7-yhwctz85lv74dy7)					
	Terra (LUNA)	0	\$0.00	0.036752	\$0.00000870
	TerraUSD (UST)	0	\$0.00	3965.620442000001	\$471.66
	terra1wmaty6... (TERRA1WMATY6...)	0	\$0.00	-5598999814.5	\$0.00
	AstroSwap (ASTRO)	0	\$0.00	5.818044	\$0.01531407
	AnchorUST (AUST)	0	\$0.00	0.246782000001	\$0.01483565
	Subtotal		\$0.00		\$471.69
terra1xj49zyqrwpv5k928jwfpfy2ha6-68nwdgkwlr3					
	TerraUSD (UST)	0	\$0.00	4007.06967	\$476.59
	Subtotal		\$0.00		\$476.59
terra station					
	Anchor Protocol (ANC)	0	\$0.00	71.31767854	\$18.94
	Subtotal		\$0.00		\$18.94
astroport					
	TerraUSD (UST)	0	\$0.00	9352.000001	\$1,112.30
	Anchor Protocol (ANC)	0	\$0.00	-2388.422484	-\$634.26
	Subtotal		\$0.00		\$478.04

DISCLAIMER: Calculated results shown in this report are based on the information you provided at the time of calculation. You should use these results as an estimate and for guidance purposes only. Although we try to ensure the accuracy of these results, errors may occur. Make sure you verify the results. If you have any uncertainty, speak to your tax professional.

Inventory Detail Report by Account

Account	Currency	Opening Quantity	Opening Value	Closing Quantity	Closing Value
0x7082ca5058c358997063400ad78-306b16a5c30d9					
	Fantom (FTM)	0	\$0.00	-1.555651725739	-\$0.536605
	Subtotal		\$0.00		-\$0.536605
7dhnf3rmvucamfrq5oaurc6ppj3ufnf-phrt6in9a2lm					
	Solana (SOL)	0	\$0.00	-4.564177	-\$206.40
	Subtotal		\$0.00		-\$206.40
49vzgzytc9lkygzkpwfcwecabws6t4y-s6pmy4wpexrq					
	Solana (SOL)	0	\$0.00	-4.56213772	-\$206.31
	Subtotal		\$0.00		-\$206.31

Inventory Detail Report by Currency

Currency	Account	Opening Quantity	Opening Value	Closing Quantity	Closing Value
Australian D... (AUD)					
	Coinspace	0	\$0.00	0.0199985	\$0.01999850
	FTX	0	\$0.00	-9.44169e-7	-\$0.00000094
	Subtotal	0	\$0.00	0.019997555830999998	\$0.01999756
Bitcoin (BTC)					
	Coinspace	0	\$0.00	-7.36e-9	-\$0.00020216
	FTX	0	\$0.00	0.12989129	\$3,567.79
	Subtotal	0	\$0.00	0.12989128264	\$3,567.79
Solana (SOL)					
	FTX	0	\$0.00	333.130410942405	\$15,064.66
	Phantom wallet (5Eck3VgbMGcCrL5Fo6hcnYKqarDnj- uHUHbG6tfPmtFAT)	0	\$0.00	-4.56621628	-\$206.49
	awcwpcxrjrbikrbyhtnauzxbfaewyw- z1vrbnkjafw8n	0	\$0.00	-4.57028984	-\$206.68
	starlaunch	0	\$0.00	-4.56621628	-\$206.49
	dsk1g7mombtplveu7weqnwtpx1jtnffx- zda1fak8v92r	0	\$0.00	-0.7567042	-\$34.22
	5uskgcdwducsat4wf7urn9u7ybzsvat- rbghfxybsifrn	0	\$0.00	-0.75471992	-\$34.13
	5rev16zfyqpwwmi6tyze8zmrbdtdgn- g8ndtfzgd4jpb	0	\$0.00	-0.75472492	-\$34.13
	7dhnf3rmvucamfrq5oaurc6ppj3ufnf- phrt6in9a2lm	0	\$0.00	-4.564177	-\$206.40
	49vzgzyc9lkygzkpwfcwecabws6t4y- s6pmlly4wpexrq	0	\$0.00	-4.56213772	-\$206.31
	Subtotal	0	\$0.00	308.035224782405	\$13,929.81
Cardano (ADA)					

DISCLAIMER: Calculated results shown in this report are based on the information you provided at the time of calculation. You should use these results as an estimate and for guidance purposes only. Although we try to ensure the accuracy of these results, errors may occur. Make sure you verify the results. If you have any uncertainty, speak to your tax professional.

Inventory Detail Report by Currency

Currency	Account	Opening Quantity	Opening Value	Closing Quantity	Closing Value
	Coinspace	0	\$0.00	6.9e-7	\$0.00000044
	Gate.io	0	\$0.00	-13393	-\$8,495.86
	Subtotal	0	\$0.00	-13392.99999931	-\$8,495.86
Avalanche (AVAX)					
	Coinspace	0	\$0.00	119.42237631	\$2,775.74
	Subtotal	0	\$0.00	119.42237631	\$2,775.74
Polkadot (DOT)					
	Coinspace	0	\$0.00	226.53869834	\$2,202.99
	Gate.io	0	\$0.00	355	\$3,452.23
	Subtotal	0	\$0.00	581.53869834	\$5,655.22
Fantom (FTM)					
	FTX	0	\$0.00	5.85e-9	\$0.00
	0x70a913c628677525e2159f49f8f148-e814bc4f8f	0	\$0.00	60	\$20.70
	Fantom Opera Wallet (0x70a913C62-8677525e2159f49f8f148e814bC4F8F)	0	\$0.00	11.560449781968	\$3.99
	tomb finance	0	\$0.00	-0.822056936083	-\$0.283560
	0xcc0a87f7e7c693042a9cc703661f5-060c80acb43	0	\$0.00	16.389136763816	\$5.65
	0x7082ca5058c358997063400ad78-306b16a5c30d9	0	\$0.00	-1.555651725739	-\$0.536605
	Subtotal	0	\$0.00	85.571877889812	\$29.52
THORChain (RUNE)					
	FTX	0	\$0.00	1438.408525068097	\$4,028.44

DISCLAIMER: Calculated results shown in this report are based on the information you provided at the time of calculation. You should use these results as an estimate and for guidance purposes only. Although we try to ensure the accuracy of these results, errors may occur. Make sure you verify the results. If you have any uncertainty, speak to your tax professional.

Inventory Detail Report by Currency

Currency	Account	Opening Quantity	Opening Value	Closing Quantity	Closing Value
	Subtotal	0	\$0.00	1438.408525068097	\$4,028.44
COTI					
	Coinspot	0	\$0.00	5950.02765937	\$816.06
	Subtotal	0	\$0.00	5950.02765937	\$816.06
FTX Token (FTT)					
	FTX	0	\$0.00	194.3081017453	\$7,013.56
	Subtotal	0	\$0.00	194.3081017453	\$7,013.56
Algorand (ALGO)					
	Coinspot	0	\$0.00	796.35587551	\$346.80
	Gate.io	0	\$0.00	2208.574	\$961.81
	Subtotal	0	\$0.00	3004.92987551	\$1,308.61
Injective Pr... (INJ)					
	Coinspot	0	\$0.00	66.29541235	\$124.24
	Gate.io	0	\$0.00	216.64195	\$406.01
	Subtotal	0	\$0.00	282.93736235	\$530.25
Terra (LUNA)					
	Coinspot	0	\$0.00	2.0265e-7	\$0.00
	Gate.io	0	\$0.00	39.74485264	\$0.00940955
	Terra Station Walle- t (terra1v55uwptvq433yukqwx3tfx7- yhwctz85lv74dy7)	0	\$0.00	0.036752	\$0.00000870
	FTX	0	\$0.00	46	\$0.01089045

Inventory Detail Report by Currency

Currency	Account	Opening Quantity	Opening Value	Closing Quantity	Closing Value
	Subtotal	0	\$0.00	85.78160484265	\$0.02030869
Ethereum (ETH)					
	Coinspot	0	\$0.00	1.78e-9	\$0.00000261
	FTX	0	\$0.00	8.94205222436	\$13,125.29
	0x70a913c628677525e2159f49f8f148-e814bc4f8f	0	\$0.00	0.003055669804	\$4.49
	MetaMask	0	\$0.00	0.003820916152	\$5.61
	Subtotal	0	\$0.00	8.948928812096	\$13,135.38
Chainlink (LINK)					
	FTX	0	\$0.00	1201.798660315932	\$10,837.73
	Subtotal	0	\$0.00	1201.798660315932	\$10,837.73
Dogecoin (DOGE)					
	Coinspot	0	\$0.00	-10.00407387379	-\$1.01
	Gate.io	0	\$0.00	-16219.6	-\$1,641.02
	Subtotal	0	\$0.00	-16229.60407387379	-\$1,642.03
Polygon (MATIC)					
	FTX	0	\$0.00	14128.27344655	\$8,886.30
	Subtotal	0	\$0.00	14128.27344655	\$8,886.30
1inch (1INCH)					
	FTX	0	\$0.00	500.272737559982	\$513.37
	Subtotal	0	\$0.00	500.272737559982	\$513.37

Inventory Detail Report by Currency

Currency	Account	Opening Quantity	Opening Value	Closing Quantity	Closing Value
Tether (USDT)					
	FTX	0	\$0.00	1.278e-9	\$0.00
	Gate.io	0	\$0.00	-85566.6442665413	-\$124,503.70
	Subtotal	0	\$0.00	-85566.64426654002	-\$124,503.70
Kusama (KSM)					
	Coinspace	0	\$0.00	39.85973986	\$2,824.93
	Gate.io	0	\$0.00	5.8929904	\$417.65
	Subtotal	0	\$0.00	45.75273026	\$3,242.57
Theta Network (THETA)					
	Coinspace	0	\$0.00	483.34651551	\$864.64
	Gate.io	0	\$0.00	686.8648	\$1,228.70
	Subtotal	0	\$0.00	1170.21131551	\$2,093.34
Serum Locked (SRM_LOCKED)					
	FTX	0	\$0.00	860.951030068328	\$1,108.72
	Subtotal	0	\$0.00	860.951030068328	\$1,108.72
dYdX (DYDX)					
	FTX	0	\$0.00	4.392e-9	\$0.00
	Subtotal	0	\$0.00	4.392e-9	\$0.00
Coin98 (C98)					
	Gate.io	0	\$0.00	-0.004499999999	-\$0.00307073

Inventory Detail Report by Currency

Currency	Account	Opening Quantity	Opening Value	Closing Quantity	Closing Value
	Subtotal	0	\$0.00	-0.004499999999	-\$0.00307073
US Dollar (USD)					
	FTX	0	\$0.00	45219.60219167067	\$65,731.21
	Subtotal	0	\$0.00	45219.60219167067	\$65,731.21
Arweave (AR)					
	Gate.io	0	\$0.00	378.4339	\$4,962.11
	Subtotal	0	\$0.00	378.4339	\$4,962.11
Nahmii (NII)					
	Gate.io	0	\$0.00	95367.6956695817	\$82.01
	Subtotal	0	\$0.00	95367.6956695817	\$82.01
ECOMI (OMI)					
	Gate.io	0	\$0.00	881457.12758705	\$1,771.98
	Subtotal	0	\$0.00	881457.12758705	\$1,771.98
Anchor Protocol (ANC)					
	Gate.io	0	\$0.00	0.000005461643	\$0.00000145
	terra station	0	\$0.00	71.31767854	\$18.94
	astroport	0	\$0.00	-2388.422484	-\$634.26
	Subtotal	0	\$0.00	-2317.104799998357	-\$615.32
Alien Worlds (TLM)					
	FTX	0	\$0.00	16838.834961557663	\$644.81

Inventory Detail Report by Currency

Currency	Account	Opening Quantity	Opening Value	Closing Quantity	Closing Value
	Subtotal	0	\$0.00	16838.834961557663	\$644.81
Litecoin (LTC)					
	FTX	0	\$0.00	16.251582049457	\$1,263.53
	Subtotal	0	\$0.00	16.251582049457	\$1,263.53
Theta Fuel (TFUEL)					
	Gate.io	0	\$0.00	6408.0521	\$465.50
	Subtotal	0	\$0.00	6408.0521	\$465.50
srm_locked (SRM_LOCKED)					
	FTX	0	\$0.00	1.0391163	\$0.00
	Subtotal	0	\$0.00	1.0391163	\$0.00
Render Token (RNDR)					
	Gate.io	0	\$0.00	4677.6168	\$3,972.71
	FTX	0	\$0.00	693.632421223	\$589.10
	Subtotal	0	\$0.00	5371.249221223	\$4,561.81
Raydium (RAY)					
	FTX	0	\$0.00	599.667762107085	\$577.39
	Subtotal	0	\$0.00	599.667762107085	\$577.39
Saber (SBR)					
	Gate.io	0	\$0.00	26709.46403895	\$144.98
	Subtotal	0	\$0.00	26709.46403895	\$144.98

DISCLAIMER: Calculated results shown in this report are based on the information you provided at the time of calculation. You should use these results as an estimate and for guidance purposes only. Although we try to ensure the accuracy of these results, errors may occur. Make sure you verify the results. If you have any uncertainty, speak to your tax professional.

Inventory Detail Report by Currency

Currency	Account	Opening Quantity	Opening Value	Closing Quantity	Closing Value
Point (POINT)					
	Gate.io	0	\$0.00	85.02453228088	\$0.00
	Subtotal	0	\$0.00	85.02453228088	\$0.00
Star Atlas (ATLAS)					
	FTX	0	\$0.00	32528.033114000507	\$301.09
	Subtotal	0	\$0.00	32528.033114000507	\$301.09
USD Coin (USDC)					
	Phantom wallet (5Eck3VgbMGcCrL5Fo6hcnYKqarDnj- uHUHbG6tfPmtFAT)	0	\$0.00	3.142717999225	\$4.57
	awcwpcxrbikrkyhtnauzxbfxaewyw- z1vrbnkjafw8n	0	\$0.00	101.389087999225	\$147.50
	starlaunch	0	\$0.00	3.142717999225	\$4.57
	Subtotal	0	\$0.00	107.674523997675	\$156.65
Numbers Protocol (NUM)					
	Gate.io	0	\$0.00	2272	\$215.98
	Subtotal	0	\$0.00	2272	\$215.98
Qredo (QRDO)					
	Gate.io	0	\$0.00	834	\$503.96
	Subtotal	0	\$0.00	834	\$503.96
Hydrazine (N2H4)					
	starlaunch	0	\$0.00	27.263366999999	\$0.00
	Phantom wallet (5Eck3VgbMGcCrL5Fo6hcnYKqarDnj- uHUHbG6tfPmtFAT)	0	\$0.00	27.263366999999	\$0.00

Inventory Detail Report by Currency

Currency	Account	Opening Quantity	Opening Value	Closing Quantity	Closing Value
	Subtotal	0	\$0.00	54.526733999998	\$0.00
SuperFarm (SUPER)					
	Gate.io	0	\$0.00	2851.999	\$525.25
	Subtotal	0	\$0.00	2851.999	\$525.25
Boba Network (BOBA)					
	Gate.io	0	\$0.00	963.8278	\$548.94
	Subtotal	0	\$0.00	963.8278	\$548.94
Vulcan Forged (PYR)					
	Gate.io	0	\$0.00	180.8081	\$816.64
	Subtotal	0	\$0.00	180.8081	\$816.64
Thetan Arena (THG)					
	Gate.io	0	\$0.00	598.984	\$70.11
	Subtotal	0	\$0.00	598.984	\$70.11
MonkeyBucks (MBS)					
	starlaunch	0	\$0.00	529.650447999981	\$93.43
	Phantom wallet (5Eck3VgbMGcCrL5Fo6hcnYKqarDnj- uHUHbG6tfPmtFAT)	0	\$0.00	529.650447999981	\$93.43
	Subtotal	0	\$0.00	1059.300895999962	\$186.87
Prism (PRISM)					
	starlaunch	0	\$0.00	26057.1168	\$250.85
	Phantom wallet (5Eck3VgbMGcCrL5Fo6hcnYKqarDnj- uHUHbG6tfPmtFAT)	0	\$0.00	26057.1168	\$250.85

DISCLAIMER: Calculated results shown in this report are based on the information you provided at the time of calculation. You should use these results as an estimate and for guidance purposes only. Although we try to ensure the accuracy of these results, errors may occur. Make sure you verify the results. If you have any uncertainty, speak to your tax professional.

Inventory Detail Report by Currency

Currency	Account	Opening Quantity	Opening Value	Closing Quantity	Closing Value
	Subtotal	0	\$0.00	52114.2336	\$501.70
TinyBits (TINY)					
	starlaunch	0	\$0.00	100.040758	\$9.62
	Phantom wallet (5Eck3VgbMGcCrL5Fo6hcnYKqarDnj- uHUHbG6tfPmtFAT)	0	\$0.00	100.040758	\$9.62
	Subtotal	0	\$0.00	200.081516	\$19.24
Tomb (TOMB)					
	Fantom Opera Wallet (0x70a913C62- 8677525e2159f49f8f148e814bC4F8F)	0	\$0.00	-6042.9649246912	-\$388.47
	tomb finance	0	\$0.00	-6042.971	-\$388.47
	Subtotal	0	\$0.00	-12085.935924691199	-\$776.94
splp (SPLP)					
	Fantom Opera Wallet (0x70a913C62- 8677525e2159f49f8f148e814bC4F8F)	0	\$0.00	9151.491799999998	\$0.00
	tomb finance	0	\$0.00	-610.8388	\$0.00
	Subtotal	0	\$0.00	8540.652999999998	\$0.00
Tomb Shares (TSHARE)					
	Fantom Opera Wallet (0x70a913C62- 8677525e2159f49f8f148e814bC4F8F)	0	\$0.00	-7.46180860341	-\$1,608.43
	Subtotal	0	\$0.00	-7.46180860341	-\$1,608.43
Synesis One (SNS)					
	starlaunch	0	\$0.00	1167.5429	\$22.65
	Phantom wallet (5Eck3VgbMGcCrL5Fo6hcnYKqarDnj- uHUHbG6tfPmtFAT)	0	\$0.00	1167.5429	\$22.65
	Subtotal	0	\$0.00	2335.0858	\$45.30

DISCLAIMER: Calculated results shown in this report are based on the information you provided at the time of calculation. You should use these results as an estimate and for guidance purposes only. Although we try to ensure the accuracy of these results, errors may occur. Make sure you verify the results. If you have any uncertainty, speak to your tax professional.

Inventory Detail Report by Currency

Currency	Account	Opening Quantity	Opening Value	Closing Quantity	Closing Value
Moonriver (MOVR)					
	Gate.io	0	\$0.00	76.687	\$1,222.16
	Subtotal	0	\$0.00	76.687	\$1,222.16
SoIChicks (CHICKS)					
	starlaunch	0	\$0.00	2	\$0.01346766
	Phantom wallet (5Eck3VgbMGcCrL5Fo6hcnYKqarDnj- uHUHbG6tfPmtFAT)	0	\$0.00	2	\$0.01346766
	Subtotal	0	\$0.00	4	\$0.02693531
TerraUSD (UST)					
	Terra Station Walle- t (terra1v55uwptvq433yukqwx3tfx7- yhwctz85lv74dy7)	0	\$0.00	3965.620442000001	\$471.66
	terra1xj49zyqrwpv5k928jwfpfy2ha66- 8nwdgkwlr3	0	\$0.00	4007.06967	\$476.59
	astroport	0	\$0.00	9352.000001	\$1,112.30
	Subtotal	0	\$0.00	17324.690113	\$2,060.54
terra1wmaty6... (TERRA1WMATY6...)					
	Terra Station Walle- t (terra1v55uwptvq433yukqwx3tfx7- yhwctz85lv74dy7)	0	\$0.00	-5598999814.5	\$0.00
	Subtotal	0	\$0.00	-5598999814.5	\$0.00
AstroSwap (ASTRO)					
	Terra Station Walle- t (terra1v55uwptvq433yukqwx3tfx7- yhwctz85lv74dy7)	0	\$0.00	5.818044	\$0.01531407
	Subtotal	0	\$0.00	5.818044	\$0.01531407
AnchorUST (AUST)					
	Terra Station Walle- t (terra1v55uwptvq433yukqwx3tfx7- yhwctz85lv74dy7)	0	\$0.00	0.246782000001	\$0.01483565

DISCLAIMER: Calculated results shown in this report are based on the information you provided at the time of calculation. You should use these results as an estimate and for guidance purposes only. Although we try to ensure the accuracy of these results, errors may occur. Make sure you verify the results. If you have any uncertainty, speak to your tax professional.

Inventory Detail Report by Currency

Currency	Account	Opening Quantity	Opening Value	Closing Quantity	Closing Value
	Subtotal	0	\$0.00	0.246782000001	\$0.01483565
Huobi Token (HT)					
	FTX	0	\$0.00	-0.016736	-\$0.121823
	Subtotal	0	\$0.00	-0.016736	-\$0.121823
BNB					
	FTX	0	\$0.00	-0.0005066	-\$0.153317
	Subtotal	0	\$0.00	-0.0005066	-\$0.153317
888crypto.pro (888CRYPTO.PRO)					
	Fantom Opera Wallet (0x70a913C62-8677525e2159f49f8f148e814bc4F8F)	0	\$0.00	1500000	\$0.00
	Subtotal	0	\$0.00	1500000	\$0.00
Luna2 (LUNA2)					
	Coinspot	0	\$0.00	6e-8	\$0.00
	Subtotal	0	\$0.00	6e-8	\$0.00

74700 - Managed Investments (Australian)

2022 Financial Year

Preparer Shelley Lian

Reviewer Steven Lee

Status Ready for Review

Account Code	Description	CY Units	CY Balance	LY Units	LY Balance	Change
SHKDPKrugerSaxo	Saxo Trading Account (CFD, Options and Cash)	1.000000	\$0.43	1.000000	\$183,561.24	(100)%
TOTAL		CY Units	CY Balance	LY Units	LY Balance	
		1.000000	\$0.43	1.000000	\$183,561.24	

Supporting Documents

- Investment Movement Report [Report](#)
- Saxo Portfolio_8518797_2021-07-01_2022-06-30.pdf

Standard Checklist

- Attach Annual statements from fund managers, Master Trust, Platform or Wrap providers confirming ownership and value
- Attach copies of Statements and Source Documentation
- Attach Investment Movement Report
- Ensure all Investments are valued correctly at June 30
- Ensure the investment is in accordance with the Fund's investment strategy
- Ensure the investment is in accordance with the SIS Act

Peter Kruger Super Fund

Investment Movement Report

As at 30 June 2022

Investment	Opening Balance		Additions		Disposals			Closing Balance		
	Units	Cost	Units	Cost	Units	Cost	Accounting Profit/(Loss)	Units	Cost	Market Value
Bank Accounts										
CBA CDIA Account ***552		22,700.10		680,499.29		(701,186.60)			2,012.79	2,012.79
Saxo Trading Cash Account AUD				939,954.99		(939,954.99)			0.00	0.00
Saxo Trading Cash Account USD				407,398.86		(407,398.86)			0.00	0.00
		22,700.10		2,027,853.14		(2,048,540.45)			2,012.79	2,012.79
Cryptocurrency										
SHSAPETES001CRYPTO - Cryptocurrency			1.00	659,000.00		(9,065.61)	0.00	1.00	649,934.39	170,109.57
				659,000.00		(9,065.61)	0.00		649,934.39	170,109.57
Managed Investments (Australian)										
SHKDPKrugerSaxo - Saxo Trading Account (CFD, Options and Cash)	1.00	183,561.24				(183,560.81)	0.00	1.00	0.43	0.43
		183,561.24				(183,560.81)	0.00		0.43	0.43
Plant and Equipment (at written down value) - Unitised										
SHKDPKSOFTWARE - DSS Trading Program	1.00	14,900.00						1.00	14,900.00	0.00
SHKDSsoftware - SPA3ETF Software	1.00	1,395.00						1.00	1,395.00	0.00
		16,295.00							16,295.00	0.00

Peter Kruger Super Fund

Investment Movement Report

As at 30 June 2022

Investment	Opening Balance		Additions		Disposals			Closing Balance		
	Units	Cost	Units	Cost	Units	Cost	Accounting Profit/(Loss)	Units	Cost	Market Value
Shares in Listed Companies (Australian)										
ANZ.AX - Australia And New Zealand Banking Group Limited			1,883.00	53,346.49	(1,883.00)	(53,346.49)	(1,470.47)			0.00
BSL.AX - Bluescope Steel Limited			2,365.00	50,667.37	(2,365.00)	(50,667.37)	(4,221.89)			0.00
CBA.AX1 - Commonwealth Bank Of Australia.			365.00	37,481.88	(365.00)	(37,481.88)	(7.49)			0.00
CSR.AX - CSR Limited	9,630.00	40,675.15			(9,630.00)	(40,675.15)	13,311.63			0.00
FMG.AX - Fortescue Metals Group Ltd	2,220.00	49,816.04			(2,220.00)	(49,816.04)	3,941.95			0.00
ILU.AX - Iluka Resources Limited			6,615.00	57,845.58	(6,615.00)	(57,845.58)	976.11			0.00
JBH.AX - Jb Hi-fi Limited			1,140.00	55,954.80	(1,140.00)	(55,954.80)	(3,959.59)			0.00
SEK.AX - Seek Limited			1,700.00	55,494.87	(1,700.00)	(55,494.87)	(7,070.52)			0.00
WOR.AX - Worley Limited	4,736.00	50,954.37			(4,736.00)	(50,954.37)	(3,068.22)			0.00
		141,445.56		310,790.99		(452,236.55)	(1,568.49)			0.00
Shares in Listed Companies (Overseas)										
GOOGL.NDQ10 - Alphabet Inc - Ordinary Shares - Class A	14.00	30,854.28			(14.00)	(30,854.28)	23,213.12			0.00
AMZN.NDQ1 - Amazon.com Inc.										

Peter Kruger Super Fund

Investment Movement Report

As at 30 June 2022

Investment	Opening Balance		Additions		Disposals			Closing Balance		Market Value
	Units	Cost	Units	Cost	Units	Cost	Accounting Profit/(Loss)	Units	Cost	
	11.00	45,390.42			(11.00)	(45,390.42)	4,648.53		0.00	
FDX.NYE2 - Fedex Corp	127.00	44,424.14			(127.00)	(44,424.14)	2,968.03		0.00	
NVDA.NDQ10 - NVIDIA Corp	63.00	45,811.28	252.00	48,286.52	(315.00)	(94,097.80)	26,211.03		0.00	
		166,480.12		48,286.52		(214,766.64)	57,040.71		0.00	
Units in Listed Unit Trusts (Australian)										
TCL.AX - Transurban Group			3,896.00	55,562.47	(3,896.00)	(55,562.47)	(249.03)		0.00	
				55,562.47		(55,562.47)	(249.03)		0.00	
		530,482.02		3,101,493.12		(2,963,732.53)	55,223.19		668,242.61	172,122.79



Peter Kruger Super Pty Ltd ATF Peter Kruger SF - 8518797

Portfolio Report

Reporting period: 01-Jul-2021 - 30-Jun-2022

Generated at: 04-May-2023 06:41:11 (UTC)

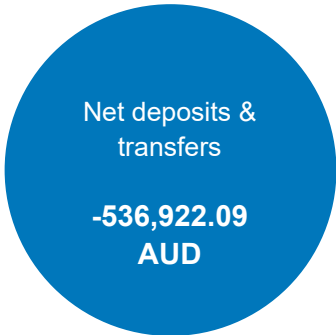
Peter Kruger Super Pty Ltd ATF Peter Kruger SF
Lydstep Court 3
4152 Carindale, Carindale
QLD
Australia

Saxo Capital Markets (Australia) Limited
9 Castlereagh Street, Suite 1, Level 14
2000 Sydney, Sydney
NSW
Australia

Account Summary



Reporting period
01-Jul-2021 to 30-Jun-2022



Change in Account Value
-560,736.56 AUD

Total return
-94.42%

Account value development, AUD

Reporting period

01-Jul-2021 to 30-Jun-2022

Cash

Cash is the sum of your cash balance, transactions not booked and corporate action accruals. Transactions not booked and accruals are amounts that are incurred but not yet paid from your account, these are included to give an accurate picture of your spending power. In the table the value of cash is shown for specific dates in the stated period.

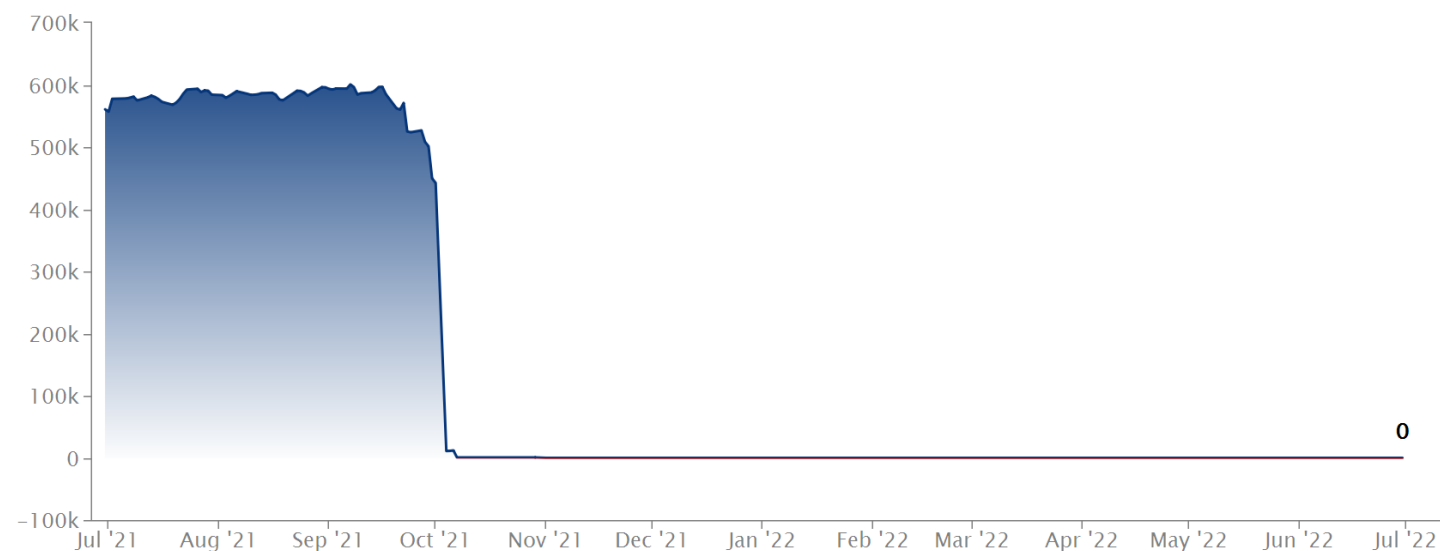
Position Value

Position value is the sum of all your open positions, P/L of margin positions. As opposed to live updating positions the value does not include the cost to close. In the table the total position value is shown for specific dates in the stated period.

Account value

Account value is the sum of cash and position value. In the table, the account value is shown for specific dates in the stated period. The chart shows the development of account value in the stated period.

Account value



	30-Jun-2021	30-Sep-2021	31-Dec-2021	31-Mar-2022	30-Jun-2022
Cash	122,761.69	147,893.34	5.77	6.28	0.43
Position Value	437,975.29	301,727.49	0.00	0.00	0.00
Account value	560,736.99	449,620.83	5.77	6.28	0.43

Total P/L development, AUD

Reporting period

01-Jul-2021 to 30-Jun-2022

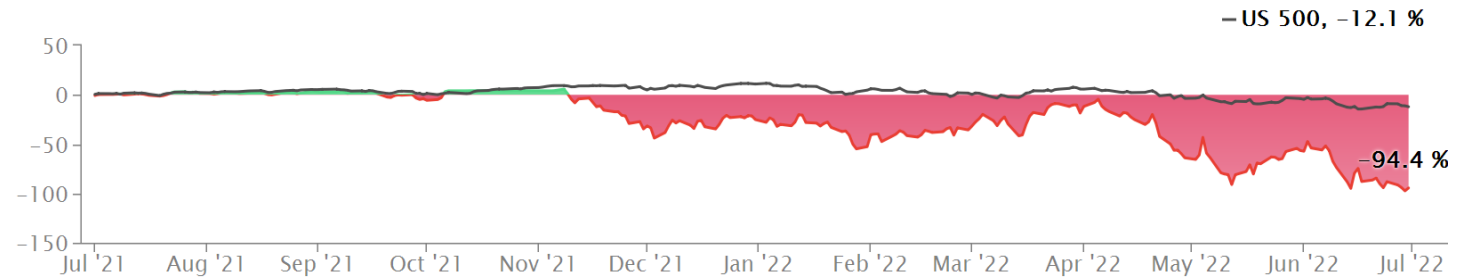
% Return

The return displayed is the cumulative daily time weighted percentage return for the account(s) for the stated period. The percentage return for each day is calculated as the total earnings of the day divided by the previous days account value adjusted for deposits, withdrawals and transfers. The percentage return allows for comparisons of returns between accounts and periods even when the account value differs.

Total P/L

Total P/L is calculated as the following: Account value at the end of the selected period—value of deposits, withdrawals and security transfers— account value at the start of the selected period. The Total P/L include P/L from instruments held in the period as well as non-instrument related transactions and valuation changes to cash balances on foreign currency accounts. Total P/L do not include gains/losses made outside the selected period. Total P/L excluding costs depict what the P/L of the account would have been if no costs had been incurred in the selected period. For positions opened prior to the selected period only price gains/losses incurred in the period will be included in the Total P/L.

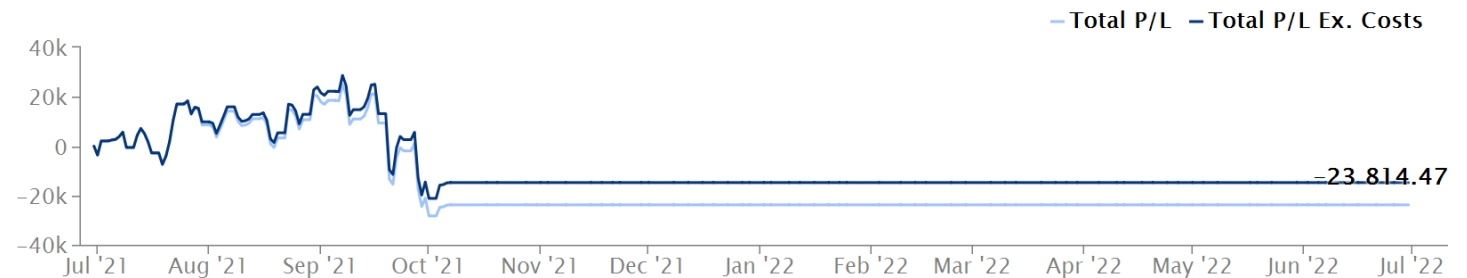
% Return



	Q3-2021*	Q4 2021	Q1-2022	Q2-2022*	Total
% Return	-4.0 %	-22.0 %	8.8 %	-93.2 %	-94.4 %
Benchmark US 500	0.2 %	10.7 %	-4.6 %	-16.9 %	-12.1 %

*Partial period

Total P/L



	Q2-2021*	Q3-2021	Q4 2021	Q1-2022	Q2-2022*	P/L
Total P/L	-0.01	-21,079.20	-2,729.92	0.51	-5.85	-23,814.47
Total costs	0.00	-6,553.15	-2,477.38	0.00	0.00	-9,030.53

*Partial period

P/L breakdown, AUD

Reporting period

01-Jul-2021 to 30-Jun-2022

Income

The sum of all dividends, coupons and other income received in the stated period for the instrument.

Costs

The sum of all costs in the stated period for the instrument. Costs include both transaction costs and ongoing costs. Costs not attributable to a specific instrument are not included in this overview. Indirect costs that do not directly affect your cash balance are also included in this figure. For further details please see the Cost Summary section.

P/L

P/L is calculated as the following: Value of held positions at the end of the selected period + all cash booking in the period (dividends, traded values, commissions etc) – value of held positions at the start of the selected period. The P/L can therefore be interpreted as how much the instrument contributed to the growth or decline in the account value for the selected period. P/L do not include realized or unrealized gains/losses made outside the selected period.

Return

The time weighted percentage return for the instrument in the stated period. The percentage return reflects the total percentage gain/loss in the stated period for the instrument and includes price changes, currency gains as well as income and costs.

Summary

Product type	Income	Costs	P/L
CFDs	1,675.39	-5,382.59	-16,940.85
Stocks	4,819.42	-1,025.30	-9,769.58
Non Instrument Related	0.00	-2,622.64	-931.47
Change in Accruals	0.00	0.00	69.59
Cash balance currency movements	0.00	0.00	3,757.84
Grand Total	6,494.81	-9,030.53	-23,814.47

CFDs

Instrument	Income	Costs	P/L
Activision Inc.	0.00	-102.29	-3,985.59
Advanced Micro Devices Inc.	0.00	-264.66	-2,916.94
Apple Inc.	94.52	-593.00	1,636.67
Baidu.com Inc. - ADR	0.00	-144.45	-2,545.34
Biogen Inc.	0.00	-297.41	-6,301.21
Boeing Co.	0.00	-129.65	-2,246.26
Boston Scien Corp.	0.00	-151.96	-79.70

P/L breakdown, AUD

Reporting period

01-Jul-2021 to 30-Jun-2022

Income

The sum of all dividends, coupons and other income received in the stated period for the instrument.

Costs

The sum of all costs in the stated period for the instrument. Costs include both transaction costs and ongoing costs. Costs not attributable to a specific instrument are not included in this overview. Indirect costs that do not directly affect your cash balance are also included in this figure. For further details please see the Cost Summary section.

P/L

P/L is calculated as the following: Value of held positions at the end of the selected period + all cash booking in the period (dividends, traded values, commissions etc) – value of held positions at the start of the selected period. The P/L can therefore be interpreted as how much the instrument contributed to the growth or decline in the account value for the selected period. P/L do not include realized or unrealized gains/losses made outside the selected period.

Return

The time weighted percentage return for the instrument in the stated period. The percentage return reflects the total percentage gain/loss in the stated period for the instrument and includes price changes, currency gains as well as income and costs.

CFDs

Instrument	Income	Costs	P/L
Endeavour Group Ltd.	0.00	-7.49	-2.37
Freeport-McMoRan Inc.	0.00	-313.50	-4,998.35
Gilead Sciences Inc.	527.64	-480.47	179.41
Intel Corp.	401.24	-505.57	-482.26
Lam Research Corporation	0.00	-176.98	-5,499.24
Macquarie Group Ltd	0.00	-453.76	6,011.84
Ramsay Health Care Ltd	651.99	-448.53	3,849.54
Take-Two Interactive Software Inc.	0.00	-166.81	-2,809.05
Tesla Inc.	0.00	-375.86	7,909.62
The Walt Disney Company	0.00	-490.19	-420.63
United Airlines Holdings Inc.	0.00	-230.70	-3,483.06
Woolworths Group Ltd	0.00	-49.31	-757.93
Total	1,675.39	-5,382.59	-16,940.85

P/L breakdown, AUD

Reporting period

01-Jul-2021 to 30-Jun-2022

Income

The sum of all dividends, coupons and other income received in the stated period for the instrument.

Costs

The sum of all costs in the stated period for the instrument. Costs include both transaction costs and ongoing costs. Costs not attributable to a specific instrument are not included in this overview. Indirect costs that do not directly affect your cash balance are also included in this figure. For further details please see the Cost Summary section.

P/L

P/L is calculated as the following: Value of held positions at the end of the selected period + all cash booking in the period (dividends, traded values, commissions etc) – value of held positions at the start of the selected period. The P/L can therefore be interpreted as how much the instrument contributed to the growth or decline in the account value for the selected period. P/L do not include realized or unrealized gains/losses made outside the selected period.

Return

The time weighted percentage return for the instrument in the stated period. The percentage return reflects the total percentage gain/loss in the stated period for the instrument and includes price changes, currency gains as well as income and costs.

Stocks

Instrument	Income	Costs	P/L	% Return
Alphabet Inc. - A Share	0.00	-32.74	8,481.53	18.61 %
Amazon.com Inc.	0.00	-50.34	-423.14	-0.84 %
Australia & New Zealand Banking Group Ltd	0.00	-115.74	-1,470.47	-2.76 %
Bluescope Steel Ltd	0.00	-85.46	-4,221.89	-8.33 %
Commonwealth Bank of Australia	0.00	-65.97	-7.49	-0.02 %
CSR Ltd	2,311.20	-47.55	829.18	1.46 %
FedEx Corp.	127.31	-66.78	-3,023.24	-6.00 %
Fortescue Metals Group Ltd	0.00	-59.20	1,943.19	3.75 %
Iluka Resources Ltd	793.80	-115.37	1,769.91	1.69 %
JB HI-FI	1,219.80	-107.27	-2,739.79	-7.08 %
NVidia Corp.	27.31	-47.69	4,828.59	7.18 %
SEEK Ltd	340.00	-91.45	-6,730.52	-12.74 %
Transurban Group	0.00	-97.57	-249.03	-0.45 %
Worley Ltd	0.00	-42.17	-8,756.41	-15.46 %
Total	4,819.42	-1,025.30	-9,769.58	-

Holdings, AUD

As of
30-Jun-2022

Cash

Account	Currency	Value	% Weight
36000/111999	AUD	65.37	
36000/111999US	USD	-44.84	
All accounts	AUD	0.43	100.00 %

Cost summary

Reporting period

01-Jul-2021 to 30-Jun-2022

Investment service costs

Ongoing costs	-69.97 AUD
Client Custody Fee	-69.97 AUD
Transaction costs	-2,547.17 AUD
CurrencyConversion	-2,540.18 AUD
VAT on Fee Client	-6.99 AUD
Incidental costs	0.00 AUD
Ancillary costs	0.00 AUD
One-off costs	0.00 AUD
Total	-2,617.14 AUD
Total %	-0.32 %

Financial instrument costs

Ongoing costs	-3,808.88 AUD
Client CFD Finance	-3,808.88 AUD
Transaction costs	-2,604.51 AUD
Commission	-2,504.42 AUD
Corporate Actions - Withholding Tax	-23.19 AUD
Exchange Fee	-1.15 AUD
VAT on Commission	-75.75 AUD
Incidental costs	0.00 AUD
One-off costs	0.00 AUD
Total	-6,413.39 AUD
Total %	-0.79 %

Third-party payments

Total	0.00 AUD
Total %	0.00 %

Total costs

Total costs in period	-9,030.53 AUD
Average portfolio exposure in period	815,365.56 AUD
Cost as a percentage	-1.11 %

Disclaimer

*External product costs are costs incurred within ETFs and Mutual Funds and not charged directly on your account.

76550 - Plant and Equipment (at written down value) - Unitised

2022 Financial Year

Preparer Shelley Lian

Reviewer Steven Lee

Status Ready for Review

Account Code	Description	CY Units	CY Balance	LY Units	LY Balance	Change
SHKDPKSOFTWARE	DSS Trading Program	1.000000		1.000000	\$1,918.63	100%
SHKDSsoftware	SPA3ETF Software	1.000000		1.000000		0%
TOTAL		CY Units	CY Balance	LY Units	LY Balance	
		2.000000		2.000000	\$1,918.63	

Supporting Documents

◦ Investment Movement Report [Report](#)

Standard Checklist

- Attach Investment Movement Report
- Attach relevant Statements and Source Documentation
- Ensure all Investments are valued correctly at June 30
- Ensure the investment is in accordance with the fund's investment strategy
- Ensure the investment is in accordance with the SIS Act

Peter Kruger Super Fund

Investment Movement Report

As at 30 June 2022

Investment	Opening Balance		Additions		Disposals			Closing Balance		
	Units	Cost	Units	Cost	Units	Cost	Accounting Profit/(Loss)	Units	Cost	Market Value
Bank Accounts										
CBA CDIA Account ***552		22,700.10		680,499.29		(701,186.60)			2,012.79	2,012.79
Saxo Trading Cash Account AUD				939,954.99		(939,954.99)			0.00	0.00
Saxo Trading Cash Account USD				407,398.86		(407,398.86)			0.00	0.00
		22,700.10		2,027,853.14		(2,048,540.45)			2,012.79	2,012.79
Cryptocurrency										
SHSAPETES001CRYPTO - Cryptocurrency			1.00	659,000.00		(9,065.61)	0.00	1.00	649,934.39	170,109.57
				659,000.00		(9,065.61)	0.00		649,934.39	170,109.57
Managed Investments (Australian)										
SHKDPKrugerSaxo - Saxo Trading Account (CFD, Options and Cash)	1.00	183,561.24				(183,560.81)	0.00	1.00	0.43	0.43
		183,561.24				(183,560.81)	0.00		0.43	0.43
Plant and Equipment (at written down value) - Unitised										
SHKDPKSOFTWARE - DSS Trading Program	1.00	14,900.00						1.00	14,900.00	0.00
SHKDSsoftware - SPA3ETF Software	1.00	1,395.00						1.00	1,395.00	0.00
		16,295.00							16,295.00	0.00

Peter Kruger Super Fund

Investment Movement Report

As at 30 June 2022

Investment	Opening Balance		Additions		Disposals			Closing Balance		
	Units	Cost	Units	Cost	Units	Cost	Accounting Profit/(Loss)	Units	Cost	Market Value
Shares in Listed Companies (Australian)										
ANZ.AX - Australia And New Zealand Banking Group Limited			1,883.00	53,346.49	(1,883.00)	(53,346.49)	(1,470.47)			0.00
BSL.AX - Bluescope Steel Limited			2,365.00	50,667.37	(2,365.00)	(50,667.37)	(4,221.89)			0.00
CBA.AX1 - Commonwealth Bank Of Australia.			365.00	37,481.88	(365.00)	(37,481.88)	(7.49)			0.00
CSR.AX - CSR Limited	9,630.00	40,675.15			(9,630.00)	(40,675.15)	13,311.63			0.00
FMG.AX - Fortescue Metals Group Ltd	2,220.00	49,816.04			(2,220.00)	(49,816.04)	3,941.95			0.00
ILU.AX - Iluka Resources Limited			6,615.00	57,845.58	(6,615.00)	(57,845.58)	976.11			0.00
JBH.AX - Jb Hi-fi Limited			1,140.00	55,954.80	(1,140.00)	(55,954.80)	(3,959.59)			0.00
SEK.AX - Seek Limited			1,700.00	55,494.87	(1,700.00)	(55,494.87)	(7,070.52)			0.00
WOR.AX - Worley Limited	4,736.00	50,954.37			(4,736.00)	(50,954.37)	(3,068.22)			0.00
		141,445.56		310,790.99		(452,236.55)	(1,568.49)			0.00
Shares in Listed Companies (Overseas)										
GOOGL.NDQ10 - Alphabet Inc - Ordinary Shares - Class A	14.00	30,854.28			(14.00)	(30,854.28)	23,213.12			0.00
AMZN.NDQ1 - Amazon.com Inc.										

Peter Kruger Super Fund

Investment Movement Report

As at 30 June 2022

Investment	Opening Balance		Additions		Disposals			Closing Balance		Market Value
	Units	Cost	Units	Cost	Units	Cost	Accounting Profit/(Loss)	Units	Cost	
	11.00	45,390.42			(11.00)	(45,390.42)	4,648.53		0.00	
FDX.NYE2 - Fedex Corp	127.00	44,424.14			(127.00)	(44,424.14)	2,968.03		0.00	
NVDA.NDQ10 - NVIDIA Corp	63.00	45,811.28	252.00	48,286.52	(315.00)	(94,097.80)	26,211.03		0.00	
		166,480.12		48,286.52		(214,766.64)	57,040.71		0.00	
Units in Listed Unit Trusts (Australian)										
TCL.AX - Transurban Group			3,896.00	55,562.47	(3,896.00)	(55,562.47)	(249.03)		0.00	
				55,562.47		(55,562.47)	(249.03)		0.00	
		530,482.02		3,101,493.12		(2,963,732.53)	55,223.19		668,242.61	172,122.79

77600 - Shares in Listed Companies (Australian)

2022 Financial Year

Preparer Shelley Lian

Reviewer Steven Lee

Status Ready for Review

Account Code	Description	CY Units	CY Balance	LY Units	LY Balance	Change
ANZ.AX	Australia And New Zealand Banking Group Limited	0.000000		0.000000		0%
BSL.AX	Bluescope Steel Limited	0.000000		0.000000		0%
CBA.AX1	Commonwealth Bank Of Australia.	0.000000				0%
CSR.AX	CSR Limited	0.000000		9630.000000	\$55,468.80	100%
FMG.AX	Fortescue Metals Group Ltd	0.000000		2220.000000	\$51,814.80	100%
ILU.AX	Iluka Resources Limited	0.000000		0.000000		0%
JBH.AX	Jb Hi-fi Limited	0.000000		0.000000		0%
SEK.AX	Seek Limited	0.000000				0%
WOR.AX	Worley Limited	0.000000		4736.000000	\$56,642.56	100%
	TOTAL	CY Units	CY Balance	LY Units	LY Balance	
		0.000000		16586.000000	\$163,926.16	

Supporting Documents

- Balance Review Report [Report](#)
- Investment Movement Report [Report](#)

Standard Checklist

- Attach Balance Review Report
- Attach copies of HIN/SRN or Chess Statements, Broker Statements, Contract Notes Corporate Action documentation and any other relevant Source Documentation

- Attach Investment Movement Report
- Ensure all Investments are valued correctly at June 30
- Ensure the investment is in accordance with the Fund's investment strategy

Peter Kruger Super Fund

Balance Review Report

As at 30 June 2022

Investment Code	Investment Name	Holding Reference	Third Party Data			BGL Ledger	Variance
			Data Feed Provider	Balance Date	Balance Amount	Balance	
60400	Bank Accounts						
CBA10440552	CBA CDIA Account ***552					2,012.79	
SaxoUSDCash	Saxo Trading Cash Account USD					11.83	
70040	Cryptocurrency						
SHSAPETES001C RYPTO	Cryptocurrency					1.0000	
74700	Managed Investments (Australian)						
SHKDPKrugerSax o	Saxo Trading Account (CFD, Options and Cash)					1.0000	
76550	Plant and Equipment (at written down value) - Unitised						
SHKDPKSOFTWA RE	DSS Trading Program					1.0000	
SHKDPeterKruger Software	SPA3ETF Software					1.0000	

Peter Kruger Super Fund

Investment Movement Report

As at 30 June 2022

Investment	Opening Balance		Additions		Disposals			Closing Balance		
	Units	Cost	Units	Cost	Units	Cost	Accounting Profit/(Loss)	Units	Cost	Market Value
Bank Accounts										
CBA CDIA Account ***552		22,700.10		680,499.29		(701,186.60)			2,012.79	2,012.79
Saxo Trading Cash Account AUD				939,954.99		(939,954.99)			0.00	0.00
Saxo Trading Cash Account USD				407,398.86		(407,398.86)			0.00	0.00
		22,700.10		2,027,853.14		(2,048,540.45)			2,012.79	2,012.79
Cryptocurrency										
SHSAPETES001CRYPTO - Cryptocurrency			1.00	659,000.00		(9,065.61)	0.00	1.00	649,934.39	170,109.57
				659,000.00		(9,065.61)	0.00		649,934.39	170,109.57
Managed Investments (Australian)										
SHKDPKrugerSaxo - Saxo Trading Account (CFD, Options and Cash)	1.00	183,561.24				(183,560.81)	0.00	1.00	0.43	0.43
		183,561.24				(183,560.81)	0.00		0.43	0.43
Plant and Equipment (at written down value) - Unitised										
SHKDPKSOFTWARE - DSS Trading Program	1.00	14,900.00						1.00	14,900.00	0.00
SHKDSsoftware - SPA3ETF Software	1.00	1,395.00						1.00	1,395.00	0.00
		16,295.00							16,295.00	0.00

Peter Kruger Super Fund

Investment Movement Report

As at 30 June 2022

Investment	Opening Balance		Additions		Disposals			Closing Balance		Market Value
	Units	Cost	Units	Cost	Units	Cost	Accounting Profit/(Loss)	Units	Cost	
Shares in Listed Companies (Australian)										
ANZ.AX - Australia And New Zealand Banking Group Limited			1,883.00	53,346.49	(1,883.00)	(53,346.49)	(1,470.47)			0.00
BSL.AX - Bluescope Steel Limited			2,365.00	50,667.37	(2,365.00)	(50,667.37)	(4,221.89)			0.00
CBA.AX1 - Commonwealth Bank Of Australia.			365.00	37,481.88	(365.00)	(37,481.88)	(7.49)			0.00
CSR.AX - CSR Limited	9,630.00	40,675.15			(9,630.00)	(40,675.15)	13,311.63			0.00
FMG.AX - Fortescue Metals Group Ltd	2,220.00	49,816.04			(2,220.00)	(49,816.04)	3,941.95			0.00
ILU.AX - Iluka Resources Limited			6,615.00	57,845.58	(6,615.00)	(57,845.58)	976.11			0.00
JBH.AX - Jb Hi-fi Limited			1,140.00	55,954.80	(1,140.00)	(55,954.80)	(3,959.59)			0.00
SEK.AX - Seek Limited			1,700.00	55,494.87	(1,700.00)	(55,494.87)	(7,070.52)			0.00
WOR.AX - Worley Limited	4,736.00	50,954.37			(4,736.00)	(50,954.37)	(3,068.22)			0.00
		141,445.56		310,790.99		(452,236.55)	(1,568.49)			0.00
Shares in Listed Companies (Overseas)										
GOOGL.NDQ10 - Alphabet Inc - Ordinary Shares - Class A	14.00	30,854.28			(14.00)	(30,854.28)	23,213.12			0.00
AMZN.NDQ1 - Amazon.com Inc.										

Peter Kruger Super Fund

Investment Movement Report

As at 30 June 2022

Investment	Opening Balance		Additions		Disposals			Closing Balance		Market Value
	Units	Cost	Units	Cost	Units	Cost	Accounting Profit/(Loss)	Units	Cost	
	11.00	45,390.42			(11.00)	(45,390.42)	4,648.53		0.00	
FDX.NYE2 - Fedex Corp	127.00	44,424.14			(127.00)	(44,424.14)	2,968.03		0.00	
NVDA.NDQ10 - NVIDIA Corp	63.00	45,811.28	252.00	48,286.52	(315.00)	(94,097.80)	26,211.03		0.00	
		166,480.12		48,286.52		(214,766.64)	57,040.71		0.00	
Units in Listed Unit Trusts (Australian)										
TCL.AX - Transurban Group			3,896.00	55,562.47	(3,896.00)	(55,562.47)	(249.03)		0.00	
				55,562.47		(55,562.47)	(249.03)		0.00	
		530,482.02		3,101,493.12		(2,963,732.53)	55,223.19		668,242.61	172,122.79

77700 - Shares in Listed Companies (Overseas)

2022 Financial Year

Preparer Shelley Lian

Reviewer Steven Lee

Status Ready for Review

Account Code	Description	CY Units	CY Balance	LY Units	LY Balance	Change
AMZN.NDQ1	Amazon.com Inc.	0.000000		11.000000	\$50,334.88	100%
FDX.NYE2	Fedex Corp	0.000000		127.000000	\$50,396.27	100%
GOOGL. NDQ10	Alphabet Inc - Ordinary Shares - Class A	0.000000		14.000000	\$45,470.95	100%
NVDA. NDQ10	NVIDIA Corp	0.000000		63.000000	\$67,047.49	100%
	TOTAL	CY Units	CY Balance	LY Units	LY Balance	
		0.000000		215.000000	\$213,249.59	

Supporting Documents

- Investment Movement Report [Report](#)

Standard Checklist

- Attach copies of Statements and Source Documentation
- Attach Investment Movement Report
- Ensure all Investments are valued at June 30 in Australian Dollars
- Ensure the investment is in accordance with the Fund's investment strategy
- Ensure the investment is in accordance with the SIS Act

Peter Kruger Super Fund

Investment Movement Report

As at 30 June 2022

Investment	Opening Balance		Additions		Disposals			Closing Balance		
	Units	Cost	Units	Cost	Units	Cost	Accounting Profit/(Loss)	Units	Cost	Market Value
Bank Accounts										
CBA CDIA Account ***552		22,700.10		680,499.29		(701,186.60)			2,012.79	2,012.79
Saxo Trading Cash Account AUD				939,954.99		(939,954.99)			0.00	0.00
Saxo Trading Cash Account USD				407,398.86		(407,398.86)			0.00	0.00
		22,700.10		2,027,853.14		(2,048,540.45)			2,012.79	2,012.79
Cryptocurrency										
SHSAPETES001CRYPTO - Cryptocurrency			1.00	659,000.00		(9,065.61)	0.00	1.00	649,934.39	170,109.57
				659,000.00		(9,065.61)	0.00		649,934.39	170,109.57
Managed Investments (Australian)										
SHKDPKrugerSaxo - Saxo Trading Account (CFD, Options and Cash)	1.00	183,561.24				(183,560.81)	0.00	1.00	0.43	0.43
		183,561.24				(183,560.81)	0.00		0.43	0.43
Plant and Equipment (at written down value) - Unitised										
SHKDPKSOFTWARE - DSS Trading Program	1.00	14,900.00						1.00	14,900.00	0.00
SHKDSsoftware - SPA3ETF Software	1.00	1,395.00						1.00	1,395.00	0.00
		16,295.00							16,295.00	0.00

Peter Kruger Super Fund

Investment Movement Report

As at 30 June 2022

Investment	Opening Balance		Additions		Disposals			Closing Balance		Market Value
	Units	Cost	Units	Cost	Units	Cost	Accounting Profit/(Loss)	Units	Cost	
Shares in Listed Companies (Australian)										
ANZ.AX - Australia And New Zealand Banking Group Limited			1,883.00	53,346.49	(1,883.00)	(53,346.49)	(1,470.47)			0.00
BSL.AX - Bluescope Steel Limited			2,365.00	50,667.37	(2,365.00)	(50,667.37)	(4,221.89)			0.00
CBA.AX1 - Commonwealth Bank Of Australia.			365.00	37,481.88	(365.00)	(37,481.88)	(7.49)			0.00
CSR.AX - CSR Limited	9,630.00	40,675.15			(9,630.00)	(40,675.15)	13,311.63			0.00
FMG.AX - Fortescue Metals Group Ltd	2,220.00	49,816.04			(2,220.00)	(49,816.04)	3,941.95			0.00
ILU.AX - Iluka Resources Limited			6,615.00	57,845.58	(6,615.00)	(57,845.58)	976.11			0.00
JBH.AX - Jb Hi-fi Limited			1,140.00	55,954.80	(1,140.00)	(55,954.80)	(3,959.59)			0.00
SEK.AX - Seek Limited			1,700.00	55,494.87	(1,700.00)	(55,494.87)	(7,070.52)			0.00
WOR.AX - Worley Limited	4,736.00	50,954.37			(4,736.00)	(50,954.37)	(3,068.22)			0.00
		141,445.56		310,790.99		(452,236.55)	(1,568.49)			0.00
Shares in Listed Companies (Overseas)										
GOOGL.NDQ10 - Alphabet Inc - Ordinary Shares - Class A	14.00	30,854.28			(14.00)	(30,854.28)	23,213.12			0.00
AMZN.NDQ1 - Amazon.com Inc.										

Peter Kruger Super Fund

Investment Movement Report

As at 30 June 2022

Investment	Opening Balance		Additions		Disposals			Closing Balance		Market Value
	Units	Cost	Units	Cost	Units	Cost	Accounting Profit/(Loss)	Units	Cost	
	11.00	45,390.42			(11.00)	(45,390.42)	4,648.53		0.00	
FDX.NYE2 - Fedex Corp	127.00	44,424.14			(127.00)	(44,424.14)	2,968.03		0.00	
NVDA.NDQ10 - NVIDIA Corp	63.00	45,811.28	252.00	48,286.52	(315.00)	(94,097.80)	26,211.03		0.00	
		166,480.12		48,286.52		(214,766.64)	57,040.71		0.00	
Units in Listed Unit Trusts (Australian)										
TCL.AX - Transurban Group			3,896.00	55,562.47	(3,896.00)	(55,562.47)	(249.03)		0.00	
				55,562.47		(55,562.47)	(249.03)		0.00	
		530,482.02		3,101,493.12		(2,963,732.53)	55,223.19		668,242.61	172,122.79

78200 - Units in Listed Unit Trusts (Australian)

2022 Financial Year

Preparer Shelley Lian

Reviewer Steven Lee

Status Ready for Review

Account Code	Description	CY Units	CY Balance	LY Units	LY Balance	Change
TCL.AX	Transurban Group	0.000000		0.000000		0%
TOTAL		CY Units	CY Balance	LY Units	LY Balance	
		0.000000		0.000000		

Supporting Documents

◦ Investment Movement Report [Report](#)

Standard Checklist

- Attach copies of Statements and Source Documentation
- Attach Investment Movement Report
- Ensure all Investments are valued correctly at June 30
- Ensure the investment is in accordance with the Fund's investment strategy
- Ensure the investment is in accordance with the SIS Act

Peter Kruger Super Fund

Investment Movement Report

As at 30 June 2022

Investment	Opening Balance		Additions		Disposals			Closing Balance		
	Units	Cost	Units	Cost	Units	Cost	Accounting Profit/(Loss)	Units	Cost	Market Value
Bank Accounts										
CBA CDIA Account ***552		22,700.10		680,499.29		(701,186.60)			2,012.79	2,012.79
Saxo Trading Cash Account AUD				939,954.99		(939,954.99)			0.00	0.00
Saxo Trading Cash Account USD				407,398.86		(407,398.86)			0.00	0.00
		22,700.10		2,027,853.14		(2,048,540.45)			2,012.79	2,012.79
Cryptocurrency										
SHSAPETES001CRYPTO - Cryptocurrency			1.00	659,000.00		(9,065.61)	0.00	1.00	649,934.39	170,109.57
				659,000.00		(9,065.61)	0.00		649,934.39	170,109.57
Managed Investments (Australian)										
SHKDPKrugerSaxo - Saxo Trading Account (CFD, Options and Cash)	1.00	183,561.24				(183,560.81)	0.00	1.00	0.43	0.43
		183,561.24				(183,560.81)	0.00		0.43	0.43
Plant and Equipment (at written down value) - Unitised										
SHKDPKSOFTWARE - DSS Trading Program	1.00	14,900.00						1.00	14,900.00	0.00
SHKDSsoftware - SPA3ETF Software	1.00	1,395.00						1.00	1,395.00	0.00
		16,295.00							16,295.00	0.00

Peter Kruger Super Fund

Investment Movement Report

As at 30 June 2022

Investment	Opening Balance		Additions		Disposals			Closing Balance		
	Units	Cost	Units	Cost	Units	Cost	Accounting Profit/(Loss)	Units	Cost	Market Value
Shares in Listed Companies (Australian)										
ANZ.AX - Australia And New Zealand Banking Group Limited			1,883.00	53,346.49	(1,883.00)	(53,346.49)	(1,470.47)			0.00
BSL.AX - Bluescope Steel Limited			2,365.00	50,667.37	(2,365.00)	(50,667.37)	(4,221.89)			0.00
CBA.AX1 - Commonwealth Bank Of Australia.			365.00	37,481.88	(365.00)	(37,481.88)	(7.49)			0.00
CSR.AX - CSR Limited	9,630.00	40,675.15			(9,630.00)	(40,675.15)	13,311.63			0.00
FMG.AX - Fortescue Metals Group Ltd	2,220.00	49,816.04			(2,220.00)	(49,816.04)	3,941.95			0.00
ILU.AX - Iluka Resources Limited			6,615.00	57,845.58	(6,615.00)	(57,845.58)	976.11			0.00
JBH.AX - Jb Hi-fi Limited			1,140.00	55,954.80	(1,140.00)	(55,954.80)	(3,959.59)			0.00
SEK.AX - Seek Limited			1,700.00	55,494.87	(1,700.00)	(55,494.87)	(7,070.52)			0.00
WOR.AX - Worley Limited	4,736.00	50,954.37			(4,736.00)	(50,954.37)	(3,068.22)			0.00
		141,445.56		310,790.99		(452,236.55)	(1,568.49)			0.00
Shares in Listed Companies (Overseas)										
GOOGL.NDQ10 - Alphabet Inc - Ordinary Shares - Class A	14.00	30,854.28			(14.00)	(30,854.28)	23,213.12			0.00
AMZN.NDQ1 - Amazon.com Inc.										

Peter Kruger Super Fund

Investment Movement Report

As at 30 June 2022

Investment	Opening Balance		Additions		Disposals			Closing Balance		Market Value
	Units	Cost	Units	Cost	Units	Cost	Accounting Profit/(Loss)	Units	Cost	
	11.00	45,390.42			(11.00)	(45,390.42)	4,648.53		0.00	
FDX.NYE2 - Fedex Corp	127.00	44,424.14			(127.00)	(44,424.14)	2,968.03		0.00	
NVDA.NDQ10 - NVIDIA Corp	63.00	45,811.28	252.00	48,286.52	(315.00)	(94,097.80)	26,211.03		0.00	
		166,480.12		48,286.52		(214,766.64)	57,040.71		0.00	
Units in Listed Unit Trusts (Australian)										
TCL.AX - Transurban Group			3,896.00	55,562.47	(3,896.00)	(55,562.47)	(249.03)		0.00	
				55,562.47		(55,562.47)	(249.03)		0.00	
		530,482.02		3,101,493.12		(2,963,732.53)	55,223.19		668,242.61	172,122.79

85000 - Income Tax Payable/Refundable

2022 Financial Year

Preparer Shelley Lian

Reviewer Steven Lee

Status Ready for Review

Account Code	Description	CY Balance	LY Balance	Change
85000	Income Tax Payable/Refundable	(\$14,471.39)	(\$12,211.82)	18.5%
TOTAL		CY Balance	LY Balance	
		(\$14,471.39)	(\$12,211.82)	

Supporting Documents

- Exempt Pension Reconciliation [Report](#)
- Tax Reconciliation Report [Report](#)
- Statement of Taxable Income [Report](#)
- Non Deductible Expense Reconciliation [Report](#)
- ATO_Income_Tax.pdf

Standard Checklist

- Attach Actuarial Certificate (if applicable)
- Attach any other Tax reconciliations
- Attach copy of Exempt Pension Reconciliation (if applicable)
- Attach copy of Non Deductible Expense Reconciliation (if applicable)
- Attach copy of Statement of Taxable Income
- Attach copy of Tax Reconciliation Report
- Confirm Transactions in ATO Portal

Peter Kruger Super Fund

Exempt Current Pension Income Reconciliation

For The Period 01 July 2021 - 30 June 2022

	Date	Account Code	Account Description	Taxable Amount	Actuary/Pool %	Exempt Amount
Label A						
Final calculations 01 July 2021 - 30 June 2022			Net Capital Gains	96,392.98	0.00 %	0.00
Segment - 01 July 2021 to 30 June 2022						
Label C						
	01/07/2021	25000/CBA10440552	CBA CDIA Account ***552	0.03		
	01/08/2021	25000/CBA10440552	CBA CDIA Account ***552	0.03		
	01/09/2021	25000/CBA10440552	CBA CDIA Account ***552	0.03		
	01/10/2021	25000/CBA10440552	CBA CDIA Account ***552	0.33		
	01/11/2021	25000/CBA10440552	CBA CDIA Account ***552	1.04		
			Total	1.46	0.000 %	0.00
Label D1						
	01/07/2021	23900/NVDA.NDQ10	NVIDIA Corp	13.47		
	12/07/2021	23900/FDX.NYE2	Fedex Corp	127.42		
	23/09/2021	23900/NVDA.NDQ10	NVIDIA Corp	13.91		
			Total	154.80	0.000 %	0.00
Label K						
	02/07/2021	23900/CSR.AX	CSR Limited	2,311.20		
	10/09/2021	23900/JBH.AX	Jb Hi-fi Limited	1,219.80		
	05/10/2021	23900/SEK.AX	Seek Limited	340.00		
	06/10/2021	23900/ILU.AX	Iluka Resources Limited	793.80		
			Total	4,664.80	0.000 %	0.00
Label L						
	02/07/2021	23900/CSR.AX	CSR Limited	990.51		

Peter Kruger Super Fund

Exempt Current Pension Income Reconciliation

For The Period 01 July 2021 - 30 June 2022

	Date	Account Code	Account Description	Taxable Amount	Actuary/Pool %	Exempt Amount
Label L						
	06/10/2021	23900/ILU.AX	Iluka Resources Limited	340.20		
			Total	1,330.71	0.000 %	0.00
Label S						
	28/09/2021	26500/SaxoAUDCash	Saxo Trading Cash Account AUD	396.26		
	30/06/2022	26500/SHSAPETES001CRY	Cryptocurrency	18,134.42		
			Total	18,530.68	0.000 %	0.00
					Total Segment ECPI *	0.00
					SMSF Annual Return Rounding	0.00
					Total ECPI	0.00

* Total Segment ECPI does not include ECPI amounts from Label A. The total ECPI from Label A is shown separately at the start of the report.

Peter Kruger Super Fund

Pension Non Deductible Expense Report

For The Period 01 July 2021 - 30 June 2022

	Date	Account Code	Account Description	Amount	Expense %	Deductible	Non Deductible
Segment - 01 July 2021 to 30 June 2022							
Label A							
	31/05/2022	37900	Interest Paid	0.43			
	30/06/2022	37900	Interest Paid	0.46			
	31/03/2022	37900	Interest Paid	0.41			
	31/12/2021	37900	Interest Paid	0.43			
	28/02/2022	37900	Interest Paid	0.39			
	30/11/2021	37900	Interest Paid	0.42			
	29/04/2022	37900	Interest Paid	0.42			
	31/01/2022	37900	Interest Paid	0.44			
			Total	3.40	0.000 %	3.40	0.00
Label E							
	30/06/2022	33400/SHKDPKSOFTWARE	DSS Trading Program	1,918.63			
			Total	1,918.63	0.000 %	1,918.63	0.00
Label F							
	02/09/2021	39000/KRUPET00002A	(Life Insurance Premiums) Kruger, Peter - Accumulation (Accumulat...	733.08			
	02/06/2022	39000/KRUPET00002A	(Life Insurance Premiums) Kruger, Peter - Accumulation (Accumulat...	407.02			
	05/01/2022	39000/KRUPET00002A	(Life Insurance Premiums) Kruger, Peter - Accumulation (Accumulat...	733.08			
	02/02/2022	39000/KRUPET00002A	(Life Insurance Premiums)	733.08			

Peter Kruger Super Fund

Pension Non Deductible Expense Report

For The Period 01 July 2021 - 30 June 2022

	Date	Account Code	Account Description	Amount	Expense %	Deductible	Non Deductible
Label F							
	06/05/2022	39000/KRUPET00002A	Kruger, Peter - Accumulation (Accumulat... (Life Insurance Premiums) Kruger, Peter - Accumulation (Accumulat...	814.04			
	02/03/2022	39000/KRUPET00002A	(Life Insurance Premiums) Kruger, Peter - Accumulation (Accumulat...	733.08			
	05/10/2021	39000/KRUPET00002A	(Life Insurance Premiums) Kruger, Peter - Accumulation (Accumulat...	733.08			
	03/08/2021	39000/KRUPET00002A	(Life Insurance Premiums) Kruger, Peter - Accumulation (Accumulat...	733.08			
	02/11/2021	39000/KRUPET00002A	(Life Insurance Premiums) Kruger, Peter - Accumulation (Accumulat...	733.08			
	02/12/2021	39000/KRUPET00002A	(Life Insurance Premiums) Kruger, Peter - Accumulation (Accumulat...	733.08			
	02/07/2021	39000/KRUPET00002A	(Life Insurance Premiums) Kruger, Peter - Accumulation (Accumulat...	733.08			
			Total	7,818.78	0.000 %	7,818.78	0.00
Label H							
	27/05/2022	30700	Auditor's Remuneration	550.00			
			Total	550.00	0.000 %	550.00	0.00
Label I							
	01/10/2021	37500/SaxoUSDCash	Saxo Trading Cash Account USD	11.76			

Peter Kruger Super Fund

Pension Non Deductible Expense Report

For The Period 01 July 2021 - 30 June 2022

	Date	Account Code	Account Description	Amount	Expense %	Deductible	Non Deductible
Label I							
	30/09/2021	37500/SHKDPKrugerSaxo	Saxo Trading Account (CFD, Options and Cash)	420.39			
	30/07/2021	37500/SHKDPKrugerSaxo	Saxo Trading Account (CFD, Options and Cash)	251.63			
	31/08/2021	37500/SHKDPKrugerSaxo	Saxo Trading Account (CFD, Options and Cash)	264.17			
	31/08/2021	37500/SHKDPKrugerSaxo	Saxo Trading Account (CFD, Options and Cash)	423.18			
	01/11/2021	37500/SaxoUSDCash	Saxo Trading Cash Account USD	0.09			
	30/07/2021	37500/SHKDPKrugerSaxo	Saxo Trading Account (CFD, Options and Cash)	266.49			
	01/07/2021	37500/SaxoUSDCash	Saxo Trading Cash Account USD	20.65			
	01/09/2021	37500/SaxoUSDCash	Saxo Trading Cash Account USD	1.39			
	30/09/2021	37500/SaxoUSDCash	Saxo Trading Cash Account USD	1,254.97			
	01/09/2021	37500/SaxoUSDCash	Saxo Trading Cash Account USD	13.98			
	05/10/2021	37500/SaxoUSDCash	Saxo Trading Cash Account USD	56.97			
	15/12/2021	37500/979447679	Investment Expenses	249.00			
	01/10/2021	37500/SaxoUSDCash	Saxo Trading Cash Account USD	1.18			
	30/09/2021	37500/SHKDPKrugerSaxo	Saxo Trading Account (CFD, Options and Cash)	255.73			
	01/07/2021	37500/SaxoUSDCash	Saxo Trading Cash Account USD	2.07			
	05/10/2021	37500/SHKDPKrugerSaxo	Saxo Trading Account (CFD, Options and Cash)	42.72			
	29/10/2021	37500/SaxoUSDCash	Saxo Trading Cash Account USD	0.34			
	08/10/2021	37500/979447679	Investment Expenses	430.00			
	06/10/2021	37500/SHKDPKrugerSaxo	Saxo Trading Account (CFD, Options and Cash)	25.53			
	01/11/2021	37500/SaxoUSDCash	Saxo Trading Cash Account USD	0.92			
	02/08/2021	37500/SaxoUSDCash	Saxo Trading Cash Account	2.27			

Peter Kruger Super Fund

Pension Non Deductible Expense Report

For The Period 01 July 2021 - 30 June 2022

	Date	Account Code	Account Description	Amount	Expense %	Deductible	Non Deductible	
Label I								
			USD					
	30/06/2022	37500/SHSAPETES001CRY	Cryptocurrency	264.86				
	30/07/2021	37500/SaxoUSDCash	Saxo Trading Cash Account USD	611.80				
	02/08/2021	37500/SaxoUSDCash	Saxo Trading Cash Account USD	22.70				
	31/08/2021	37500/SaxoUSDCash	Saxo Trading Cash Account USD	1,127.70				
			Total	6,022.49	0.000 %	6,022.49	0.00	
Label J								
	01/05/2022	30800	ASIC Fees	56.00				
	20/08/2021	30100	Accountancy Fees	550.00				
	27/05/2022	30100	Accountancy Fees	675.00				
			Total	1,281.00	0.000 %	1,281.00	0.00	
	17/06/2022	30400	ATO Supervisory Levy	259.00				
			Total	259.00	0.000 %	259.00	0.00	
						Label Total	1,540.00	0.00
Label L								
	17/06/2022	85000	Income Tax Payable/Refundable	12,211.82				
			Total	12,211.82	0.000 %	0.00	12,211.82	
						Total Segment Expenses	17,853.30	12,211.82

Peter Kruger Super Fund

Pension Non Deductible Expense Report

For The Period 01 July 2021 - 30 June 2022

Date	Account Code	Account Description	Amount	Expense %	Deductible	Non Deductible
				Total Expenses *	17,853.30	12,211.82

* General expense percentage - 0.000 %

* Investment expense percentage - 0.000 %

Peter Kruger Super Fund
Statement of Taxable Income

For the year ended 30 June 2022

	2022
	\$
Benefits accrued as a result of operations	(396,644.11)
Less	
Realised Accounting Capital Gains	55,223.19
Non Taxable Contributions	95,334.32
	<u>150,557.51</u>
Add	
Decrease in MV of investments	578,019.28
Franking Credits	1,330.71
Foreign Credits	23.20
Net Capital Gains	96,393.00
	<u>675,766.19</u>
SMSF Annual Return Rounding	(2.57)
Taxable Income or Loss	<u>128,562.00</u>
Income Tax on Taxable Income or Loss	19,284.30
Less	
Franking Credits	1,330.71
Foreign Credits	23.20
CURRENT TAX OR REFUND	<u>17,930.39</u>
Supervisory Levy	259.00
Income Tax Instalments Paid	(3,459.00)
AMOUNT DUE OR REFUNDABLE	<u>14,730.39</u>

* Distribution tax components review process has not been completed for the financial year.

Peter Kruger Super Fund

Tax Reconciliation Report

For the year ended 30 June 2022

Tax Return Label	Date	Account Code	Account Name	Amount \$
A - Net capital gain				
				96,392.98
Sub-Total				96,392.98
Ignore Cents				0.98
Total				96,392.00
C - Income - Gross interest				
	01/07/2021	25000/CBA10440552	CBA CDIA Account ***552	0.03
	01/08/2021	25000/CBA10440552	CBA CDIA Account ***552	0.03
	01/09/2021	25000/CBA10440552	CBA CDIA Account ***552	0.03
	01/10/2021	25000/CBA10440552	CBA CDIA Account ***552	0.33
	01/11/2021	25000/CBA10440552	CBA CDIA Account ***552	1.04
Sub-Total				1.46
Ignore Cents				0.46
Total				1.00
D1 - Income - Gross foreign income				
	01/07/2021	23900/NVDA.NDQ10	NVIDIA Corp	13.47
	12/07/2021	23900/FDX.NYE2	Fedex Corp	127.42
	23/09/2021	23900/NVDA.NDQ10	NVIDIA Corp	13.91
Sub-Total				154.80
Ignore Cents				0.80
Total				154.00
D - Income - Net foreign income				
	01/07/2021	23900/NVDA.NDQ10	NVIDIA Corp	13.47
	12/07/2021	23900/FDX.NYE2	Fedex Corp	127.42
	23/09/2021	23900/NVDA.NDQ10	NVIDIA Corp	13.91
Sub-Total				154.80
Ignore Cents				0.80
Total				154.00
K - Franked dividend amount				
	02/07/2021	23900/CSR.AX	CSR Limited	2,311.20
	10/09/2021	23900/JBH.AX	Jb Hi-fi Limited	1,219.80
	05/10/2021	23900/SEK.AX	Seek Limited	340.00
	06/10/2021	23900/ILU.AX	Iluka Resources Limited	793.80
Sub-Total				4,664.80
Ignore Cents				0.80
Total				4,664.00
L - Income - Dividend franking credit				
	02/07/2021	23900/CSR.AX	CSR Limited	990.51
	06/10/2021	23900/ILU.AX	Iluka Resources Limited	340.20

Peter Kruger Super Fund

Tax Reconciliation Report

For the year ended 30 June 2022

Tax Return Label	Date	Account Code	Account Name	Amount \$
L - Income - Dividend franking credit				
Sub-Total				1,330.71
Ignore Cents				0.71
Total				1,330.00
R1 - Assessable employer contributions				
	15/07/2021	24200/KRUPET00002A	(Contributions) Kruger, Peter - Accumulation (Accumulation)	1,906.50
	18/08/2021	24200/KRUPET00002A	(Contributions) Kruger, Peter - Accumulation (Accumulation)	2,920.60
	16/09/2021	24200/KRUPET00002A	(Contributions) Kruger, Peter - Accumulation (Accumulation)	1,953.84
	19/10/2021	24200/KRUPET00002A	(Contributions) Kruger, Peter - Accumulation (Accumulation)	1,953.84
	17/11/2021	24200/KRUPET00002A	(Contributions) Kruger, Peter - Accumulation (Accumulation)	1,953.84
	16/12/2021	24200/KRUPET00002A	(Contributions) Kruger, Peter - Accumulation (Accumulation)	1,953.84
	17/01/2022	24200/KRUPET00002A	(Contributions) Kruger, Peter - Accumulation (Accumulation)	2,930.76
	16/02/2022	24200/KRUPET00002A	(Contributions) Kruger, Peter - Accumulation (Accumulation)	1,953.84
	17/03/2022	24200/KRUPET00002A	(Contributions) Kruger, Peter - Accumulation (Accumulation)	1,953.84
	20/04/2022	24200/KRUPET00002A	(Contributions) Kruger, Peter - Accumulation (Accumulation)	1,953.84
	18/05/2022	24200/KRUPET00002A	(Contributions) Kruger, Peter - Accumulation (Accumulation)	1,953.84
	16/06/2022	24200/KRUPET00002A	(Contributions) Kruger, Peter - Accumulation (Accumulation)	1,953.84
Sub-Total				25,342.42
Ignore Cents				0.42
Total				25,342.00
R - Assessable contributions (R1 plus R2 plus R3 less R6)				
			Assessable employer contributions	25,342.42
Sub-Total				25,342.42
Ignore Cents				0.42
Total				25,342.00
S - Income - Other income				
	28/09/2021	26500/SaxoAUDCash	Saxo Trading Cash Account AUD	396.26
	30/06/2022	26500/SHSAPETES001CR YPTO	Cryptocurrency	18,134.42
Sub-Total				18,530.68
Ignore Cents				0.68
Total				18,530.00
W - GROSS INCOME (Sum of labels A to U)				
				146,413.00
Sub-Total				146,413.00
Ignore Cents				0.00
Total				146,413.00
V - TOTAL ASSESSABLE INCOME (W less Y)				

Peter Kruger Super Fund

Tax Reconciliation Report

For the year ended 30 June 2022

Tax Return Label	Date	Account Code	Account Name	Amount \$
V - TOTAL ASSESSABLE INCOME (W less Y)				
				146,413.00
Sub-Total				146,413.00
Ignore Cents				0.00
Total				146,413.00
A1 - Expenses - Interest expenses within Australia				
	30/11/2021	37900	Interest Paid	0.42
	31/12/2021	37900	Interest Paid	0.43
	31/01/2022	37900	Interest Paid	0.44
	28/02/2022	37900	Interest Paid	0.39
	31/03/2022	37900	Interest Paid	0.41
	29/04/2022	37900	Interest Paid	0.42
	31/05/2022	37900	Interest Paid	0.43
	30/06/2022	37900	Interest Paid	0.46
Sub-Total				3.40
Ignore Cents				0.40
Total				3.00
E1 - Expenses - Decline in value of depreciating assets				
	30/06/2022	33400/SHKDPKSOFTWARE	DSS Trading Program E	1,918.63
Sub-Total				1,918.63
Ignore Cents				0.63
Total				1,918.00
F1 - Expenses - Insurance Premiums				
	02/07/2021	39000/KRUPET00002A	(Life Insurance Premiums) Kruger, Peter - Accumulation (Accumulat...	733.08
	03/08/2021	39000/KRUPET00002A	(Life Insurance Premiums) Kruger, Peter - Accumulation (Accumulat...	733.08
	02/09/2021	39000/KRUPET00002A	(Life Insurance Premiums) Kruger, Peter - Accumulation (Accumulat...	733.08
	05/10/2021	39000/KRUPET00002A	(Life Insurance Premiums) Kruger, Peter - Accumulation (Accumulat...	733.08
	02/11/2021	39000/KRUPET00002A	(Life Insurance Premiums) Kruger, Peter - Accumulation (Accumulat...	733.08
	02/12/2021	39000/KRUPET00002A	(Life Insurance Premiums) Kruger, Peter - Accumulation (Accumulat...	733.08
	05/01/2022	39000/KRUPET00002A	(Life Insurance Premiums) Kruger, Peter - Accumulation (Accumulat...	733.08
	02/02/2022	39000/KRUPET00002A	(Life Insurance Premiums) Kruger, Peter - Accumulation (Accumulat...	733.08
	02/03/2022	39000/KRUPET00002A	(Life Insurance Premiums) Kruger, Peter - Accumulation (Accumulat...	733.08
	06/05/2022	39000/KRUPET00002A	(Life Insurance Premiums) Kruger, Peter - Accumulation (Accumulat...	814.04
	02/06/2022	39000/KRUPET00002A	(Life Insurance Premiums) Kruger, Peter - Accumulation (Accumulat...	407.02
Sub-Total				7,818.78
Ignore Cents				0.78
Total				7,818.00

Peter Kruger Super Fund
Tax Reconciliation Report

For the year ended 30 June 2022

Tax Return Label	Date	Account Code	Account Name	Amount \$
H1 - Expenses - SMSF auditor fee				
	27/05/2022	30700	Auditor's Remuneration	550.00
Sub-Total				550.00
Ignore Cents				0.00
Total				550.00
I1 - Expenses - Investment expenses				
	15/12/2021	37500/979447679	Investment Expenses	249.00
	30/07/2021	37500/SHKDPKrugerSaxo	Saxo Trading Account (CFD, Options and Cash)	251.63
	30/07/2021	37500/SHKDPKrugerSaxo	Saxo Trading Account (CFD, Options and Cash)	266.49
	31/08/2021	37500/SHKDPKrugerSaxo	Saxo Trading Account (CFD, Options and Cash)	423.18
	31/08/2021	37500/SHKDPKrugerSaxo	Saxo Trading Account (CFD, Options and Cash)	264.17
	30/09/2021	37500/SHKDPKrugerSaxo	Saxo Trading Account (CFD, Options and Cash)	420.39
	30/09/2021	37500/SHKDPKrugerSaxo	Saxo Trading Account (CFD, Options and Cash)	255.73
	05/10/2021	37500/SHKDPKrugerSaxo	Saxo Trading Account (CFD, Options and Cash)	42.72
	06/10/2021	37500/SHKDPKrugerSaxo	Saxo Trading Account (CFD, Options and Cash)	25.53
	01/07/2021	37500/SaxoUSDCash	Saxo Trading Cash Account USD	20.65
	02/08/2021	37500/SaxoUSDCash	Saxo Trading Cash Account USD	22.70
	01/09/2021	37500/SaxoUSDCash	Saxo Trading Cash Account USD	13.98
	01/10/2021	37500/SaxoUSDCash	Saxo Trading Cash Account USD	11.76
	01/11/2021	37500/SaxoUSDCash	Saxo Trading Cash Account USD	0.92
	01/07/2021	37500/SaxoUSDCash	Saxo Trading Cash Account USD	2.07
	02/08/2021	37500/SaxoUSDCash	Saxo Trading Cash Account USD	2.27
	01/09/2021	37500/SaxoUSDCash	Saxo Trading Cash Account USD	1.39
	01/10/2021	37500/SaxoUSDCash	Saxo Trading Cash Account USD	1.18
	01/11/2021	37500/SaxoUSDCash	Saxo Trading Cash Account USD	0.09
	30/07/2021	37500/SaxoUSDCash	Saxo Trading Cash Account USD	611.80
	31/08/2021	37500/SaxoUSDCash	Saxo Trading Cash Account USD	1,127.70
	30/09/2021	37500/SaxoUSDCash	Saxo Trading Cash Account USD	1,254.97
	05/10/2021	37500/SaxoUSDCash	Saxo Trading Cash Account USD	56.97
	29/10/2021	37500/SaxoUSDCash	Saxo Trading Cash Account USD	0.34
	08/10/2021	37500/979447679	Investment Expenses	430.00
	30/06/2022	37500/SHSAPETES001CR YPTO	Cryptocurrency	264.86
Sub-Total				6,022.49
Ignore Cents				0.49
Total				6,022.00
J1 - Expenses - Management and administration expenses				
	20/08/2021	30100	Accountancy Fees	550.00
	01/05/2022	30800	ASIC Fees	56.00
	27/05/2022	30100	Accountancy Fees	675.00
	17/06/2022	30400	ATO Supervisory Levy	259.00

Peter Kruger Super Fund

Tax Reconciliation Report

For the year ended 30 June 2022

Tax Return Label	Date	Account Code	Account Name	Amount \$
J1 - Expenses - Management and administration expenses				
Sub-Total				1,540.00
Ignore Cents				0.00
Total				1,540.00
L2 - Expenses - Other amounts (Non-deductible)				
	17/06/2022	85000	Income Tax Payable/Refundable	12,211.82
Sub-Total				12,211.82
Ignore Cents				0.82
Total				12,211.00
N - TOTAL DEDUCTIONS				
				17,851.00
Sub-Total				17,851.00
Ignore Cents				0.00
Total				17,851.00
Y - TOTAL NON DEDUCTIBLE EXPENSES				
				12,211.00
Sub-Total				12,211.00
Ignore Cents				0.00
Total				12,211.00
O - TAXABLE INCOME OR LOSS				
				128,562.00
Sub-Total				128,562.00
Ignore Cents				0.00
Total				128,562.00
Z - TOTAL SMSF EXPENSES				
				30,062.00
Sub-Total				30,062.00
Ignore Cents				0.00
Total				30,062.00
A - Taxable income				
				128,562.00
Sub-Total				128,562.00
Ignore Cents				0.00
Total				128,562.00
T1 - Tax on taxable income				
				19,284.30
Sub-Total				19,284.30
Ignore Cents				0.00
Total				19,284.30
B - Gross Tax				

Peter Kruger Super Fund

Tax Reconciliation Report

For the year ended 30 June 2022

Tax Return Label	Date	Account Code	Account Name	Amount \$
B - Gross Tax				
				19,284.30
Sub-Total				19,284.30
Ignore Cents				0.00
Total				19,284.30
C1 - Foreign income tax offset				
	01/07/2021	23900/NVDA.NDQ10	NVIDIA Corp	2.02
	12/07/2021	23900/FDX.NYE2	Fedex Corp	19.10
	23/09/2021	23900/NVDA.NDQ10	NVIDIA Corp	2.08
Sub-Total				23.20
Ignore Cents				0.00
Total				23.20
C - Non-refundable non-carry forward tax offsets				
				23.20
Sub-Total				23.20
Ignore Cents				0.00
Total				23.20
T2 - SUBTOTAL				
				19,261.10
Sub-Total				19,261.10
Ignore Cents				0.00
Total				19,261.10
T3 - SUBTOTAL 2				
				19,261.10
Sub-Total				19,261.10
Ignore Cents				0.00
Total				19,261.10
E1 - Complying fund's franking credits tax offset				
	02/07/2021	23900/CSR.AX	CSR Limited	990.51
	06/10/2021	23900/ILU.AX	Iluka Resources Limited	340.20
Sub-Total				1,330.71
Ignore Cents				0.00
Total				1,330.71
E - Refundable tax offsets				
				1,330.71
Sub-Total				1,330.71
Ignore Cents				0.00
Total				1,330.71
T5 - TAX PAYABLE				
				17,930.39

Peter Kruger Super Fund

Tax Reconciliation Report

For the year ended 30 June 2022

Tax Return Label	Date	Account Code	Account Name	Amount \$
T5 - TAX PAYABLE				
Sub-Total				17,930.39
Ignore Cents				0.00
Total				17,930.39
K - PAYG instalments raised				
	28/10/2021	85000	Income Tax Payable/Refundable	1,153.00
	28/02/2022	85000	Income Tax Payable/Refundable	1,153.00
	28/04/2022	85000	Income Tax Payable/Refundable	1,153.00
Sub-Total				3,459.00
Ignore Cents				0.00
Total				3,459.00
L - Supervisory levy				
				259.00
Sub-Total				259.00
Ignore Cents				0.00
Total				259.00
S - AMOUNT DUE OR REFUNDABLE				
				14,730.39
Sub-Total				14,730.39
Ignore Cents				0.00
Total				14,730.39



Australian Government
Australian Taxation Office

Agent SUPERHELP AUSTRALIA PTY LTD
Client THE TRUSTEE FOR PETER
KRUGER SUPER FUND
ABN 61 887 872 187
TFN 498 835 077

Income tax 002

Date generated	07 June 2023
Overdue	\$0.00
Not yet due	\$0.00
Balance	\$0.00

Transactions

6 results found - from **07 June 2021** to **07 June 2023** sorted by **processed date** ordered **newest to oldest**

Processed date	Effective date	Description	Debit (DR)	Credit (CR)	Balance
20 Jun 2022	20 Jun 2022	General interest charge			\$0.00
20 Jun 2022	17 Jun 2022	Payment received		\$12,470.82	\$0.00
1 Jun 2022	14 Jun 2022	Tax return Self Man Superfund - Income Tax for the period from 01 Jul 20 to 30 Jun 21	\$12,470.82		\$12,470.82 DR
27 Jul 2021	27 Jul 2021	Non-pursuit - irrecoverable at law - Income Tax		\$0.04	\$0.00
27 Jul 2021	17 May 2021	Client initiated amended Tax return Self Man Superfund - Income Tax for the period from 01 Jul 19 to 30 Jun 20		\$4,236.96	\$0.04 DR
25 Jun 2021	26 Jul 2021	Tax Office initiated amended Tax return Self Man Superfund - Income Tax for the period from 01 Jul 19 to 30 Jun 20	\$4,237.00		\$4,237.00 DR

86000 - PAYG Payable

2022 Financial Year

Preparer Shelley Lian

Reviewer Steven Lee

Status Ready for Review

Account Code	Description	CY Balance	LY Balance	Change
86000	PAYG Payable		(\$918.00)	100%
TOTAL		CY Balance	LY Balance	
			(\$918.00)	

Supporting Documents

- ATO_Integrated_Account.pdf
- PAYG Instalments report 2022.pdf

Standard Checklist

- Attach copy of PAYG Payment Summary
- Confirm Transactions in ATO Portal



Australian Government
Australian Taxation Office

Agent SUPERHELP AUSTRALIA PTY LTD
Client THE TRUSTEE FOR PETER
KRUGER SUPER FUND
ABN 61 887 872 187
TFN 498 835 077

Activity statement 004

Date generated	07 June 2023
Overdue	\$0.00
Not yet due	\$0.00
Balance	\$0.00

Transactions

19 results found - from **07 June 2021** to **07 June 2023** sorted by **processed date** ordered **newest to oldest**

Processed date	Effective date	Description	Debit (DR)	Credit (CR)	Balance
30 Apr 2023	28 Apr 2023	Original Activity Statement for the period ending 31 Mar 23		\$0.00	\$0.00
28 Feb 2023	28 Feb 2023	Original Activity Statement for the period ending 31 Dec 22		\$0.00	\$0.00
7 Nov 2022	7 Nov 2022	General interest charge			\$0.00
7 Nov 2022	4 Nov 2022	Payment received		\$4,050.00	\$0.00
1 Nov 2022	1 Nov 2022	General interest charge			\$4,050.00 DR
30 Oct 2022	28 Oct 2022	Original Activity Statement for the period ending 30 Sep 22 - PAYG Instalments	\$4,050.00		\$4,050.00 DR
20 Jul 2022	28 Jul 2022	Original Activity Statement for the period ending 30 Jun 22		\$0.00	\$0.00
3 May 2022	3 May 2022	General interest charge			\$0.00

Processed date	Effective date	Description	Debit (DR)	Credit (CR)	Balance
1 May 2022	28 Apr 2022	Original Activity Statement for the period ending 31 Mar 22 - PAYG Instalments	\$1,153.00		\$0.00
29 Apr 2022	28 Apr 2022	Payment received		\$1,153.00	\$1,153.00 CR
7 Mar 2022	7 Mar 2022	General interest charge			\$0.00
7 Mar 2022	28 Feb 2022	Original Activity Statement for the period ending 31 Dec 21 - PAYG Instalments	\$1,153.00		\$0.00
2 Mar 2022	28 Feb 2022	Payment received		\$1,153.00	\$1,153.00 CR
2 Nov 2021	2 Nov 2021	General interest charge			\$0.00
31 Oct 2021	28 Oct 2021	Original Activity Statement for the period ending 30 Sep 21 - PAYG Instalments	\$1,153.00		\$0.00
29 Oct 2021	28 Oct 2021	Payment received		\$1,153.00	\$1,153.00 CR
2 Aug 2021	2 Aug 2021	General interest charge			\$0.00
1 Aug 2021	28 Jul 2021	Original Activity Statement for the period ending 30 Jun 21 - PAYG Instalments	\$918.00		\$0.00
29 Jul 2021	28 Jul 2021	Payment received		\$918.00	\$918.00 CR



Australian Government
Australian Taxation Office

PAYG Instalments report 2022

Tax Agent 72357001

Last Updated 03/06/2023

TFN	Client Name	Quarter 1 (\$)	Quarter 2 (\$)	Quarter 3 (\$)	Quarter 4 (\$)	Total Instalment (\$)
498835077	THE TRUSTEE FOR PETER KRUGER SUPER FUND	1,153.00	1,153.00	1,153.00	0.00	3,459.00

Total No of Clients: 1

89000 - Deferred Tax Liability/Asset

2022 Financial Year

Preparer Shelley Lian

Reviewer Steven Lee

Status Ready for Review

Account Code	Description	CY Balance	LY Balance	Change
89000	Deferred Tax Liability/Asset	\$52,175.05	(\$5,626.88)	(1027.25)%
TOTAL		CY Balance	LY Balance	
		\$52,175.05	(\$5,626.88)	

Supporting Documents

- Deferred Tax Reconciliation Report [Report](#)

Standard Checklist

- Attach all source documentation and confirmations of Liability
- Attach copy of Deferred Tax Reconciliation Report

Peter Kruger Super Fund**Deferred Tax Reconciliation**

For The Period 01 July 2021 - 30 June 2022

Investment Code	Investment Name	Revaluation/Tax Deferred	Permanent Difference (Non-Assessable)	Temporary Difference (Assessable)	Temporary Difference (Accumulation Portion)
Revaluations					
SHKDPKrugerSaxo	Saxo Trading Account (CFD, Options and Cash)	(11,074.83)	(3,691.61)	(7,383.22)	(7,383.22)
FMG.AX	Fortescue Metals Group Ltd	(1,998.76)	(666.25)	(1,332.51)	(1,332.51)
GOOGL.NDQ10	Alphabet Inc - Ordinary Shares - Class A	(14,616.67)	(4,872.22)	(9,744.45)	(9,744.45)
AMZN.NDQ1	Amazon.com Inc.	(4,944.46)	(1,648.15)	(3,296.31)	(3,296.31)
SHSAPETES001CRYPTO	Cryptocurrency	(497,694.38)	(165,898.13)	(331,796.25)	(331,796.25)
NVDA.NDQ10	NVIDIA Corp	(21,236.21)	(7,078.74)	(14,157.47)	(14,157.47)
FDX.NYE2	Fedex Corp	(5,972.13)	(1,990.71)	(3,981.42)	(3,981.42)
WOR.AX	Worley Limited	(5,688.19)	(1,896.06)	(3,792.13)	(3,792.13)
CSR.AX	CSR Limited	(14,793.65)	(4,931.22)	(9,862.43)	(9,862.43)
		(578,019.28)	(192,673.09)	(385,346.19)	(385,346.19)
Total		(578,019.28)	(192,673.09)	(385,346.19)	(385,346.19)

Deferred Tax Liability (Asset) Summary

Opening Balance	5,626.88
Current Year Transactions	(57,801.93)
Total Capital Losses	0.00
Total Tax Losses	0.00
Deferred Tax WriteBacks/Adjustment	0.00
Capital Loss carried forward recouped	0.00
Tax Loss carried forward recouped	0.00
Closing Balance	<hr/> (52,175.05) <hr/>

A - Financial Statements

2022 Financial Year

Preparer Shelley Lian

Reviewer Steven Lee

Status Ready for Review

Supporting Documents

No supporting documents

Standard Checklist

- Attach copy of Financial Statements
- Attach copy of SMSF Annual Return

B - Permanent Documents

2022 Financial Year

Preparer Shelley Lian

Reviewer Steven Lee

Status Ready for Review

Supporting Documents

- Fund Summary Report Report

Standard Checklist

- Attach latest copy of ASIC annual company statement (if corporate trustee)
- Ensure latest copies of ATO Trustee Declarations and ATO confirmation that the fund is a regulated fund is attached
- Ensure latest copies of trustee consents, member consents and registers are attached
- Ensure latest copy of trust deed (including amendments) are attached
- Use [Australian Business Register](#) to ensure details are correct
- Use [Super Fund Lookup](#) to check the eligibility to receive rollovers and contributions

Peter Kruger Super Fund

Fund Summary Report

As at 30 June 2022

Fund Details

Date Formed: 07/03/2018

Tax File Number: Provided

ABN: 61887872187

Period: 01/07/2021 - 30/06/2022

Fund Type: SMSF

GST Registered: No

Postal Address:

3 Lydstep Ct

Carindale, Queensland 4152

Physical Address:

3 Lydstep Ct

Carindale, Queensland 4152

Members

Number of Members: 1

Name	Age	Member Accounts	Pension Accounts	Tax File Number	Beneficiary Details
Kruger, Peter	60	1	0	Provided	Not Provided

Fund Relationships

Relationship Type	Contact
Accountant	Superhelp Australia Pty Limited
Auditor	Super Audits Pty Ltd
Fund Contact	Kruger, Peter
Tax Agent	Superhelp Australia Pty Limited
Trustee	Peter Kruger Super Pty Ltd Kruger, Peter

C - Other Documents

2022 Financial Year

Preparer Shelley Lian

Reviewer Steven Lee

Status Ready for Review

Supporting Documents

- Investment Strategy 120721.pdf

Standard Checklist

- Attach copy of any SOAs issued during the Financial Year
- Attach copy of Investment Strategy
- Attach signed Engagement Letter
- Attach signed Trustee Representation Letter
- Attach Trustee Minutes prepared during the year

Investment Strategy for Peter Kruger Super Fund

Investment Objective

The investment objective of the Fund is to generate high growth of investments combined with security of capital to meet the future pension payments for Peter Kruger.

The fund will aim for a long-term return of 12%. This is consistent with Peter Kruger planning to work for another 8 years before retirement and having other savings and assets outside this super fund.

Member's Profile and needs

- Peter Kruger is 59 years old and in good health
- Peter is employed as the Regional Service Manager – Queensland for W.W. Wedderburn Pty Ltd and if he remains employed will likely retire at 65 years of age.
- Peter is able to withstand relatively large volatility in asset values without significant impact on lifestyle outcome.
- Peter has the skill and time to manage the Funds investments actively with the assistance of Share Wealth Systems.
- The fund requires a small amount of funds to be in cash at all times to pay for expenses, insurance and any other surcharges.

Desired Investments

With regard to the investment, objectives outlined above the Trustees have adopted to pursue an investment Strategy aimed at accumulating over the long term some or all of the following asset classes:

- ASX Listed Securities
- ASX Listed and Exchange Traded Options
- ASX Listed Warrants
- International Listed Securities
- Australian and International CFD's
- Australian and International Managed Funds
- Cash
- Term Deposits
- Bonds
- Debentures
- Other Cash Based Investments
- Property Investment with or without borrowings
- Physical Metals and Commodities

- Foreign Exchange
- Collectible and Art
- Other Assets that the Trustee considers appropriate to the extent permitted by the Trust Deed and Superannuation Law.

Percentage Investment Range

The Trustees consider that no specific percentage range for each of the above asset classes should be adopted but that each asset class should be considered on its own investment merits having regard to an appropriate degree of diversification.

Single Asset Investment Strategy

A single asset strategy may be adopted by the Fund if the asset proposed to be invested in is considered by the Trustee to satisfy a core purpose of the Fund's Investment Objectives and provided that the Trustee is satisfied that no other benefit (excepting incidental benefits) is conferred upon members or associated parties.

Arm's Length Basis

All investments by the fund shall be on arm's length basis and will be acquired, maintained or disposed of on commercial terms at market rates of returns.

Maximising Member Returns

The Trustee considers that this Investment Strategy will fulfil the principal objective of maximising member returns having regard to risk and is consistent with the investment objectives of the Fund.

Insurance

The Trustees have considered the death, disability and income protection insurance needs for each member. The Trustees decided that policy's for Peter Kruger shall held within the Fund. Funding for these policy's will be via salary sacrifice and will result in extra cash being injected into the Fund.

Geared Investment

The Trustees have elected to invest in Geared Investments when the opportunity arises. The Trustees have indicated they understand and are prepared to accept the increased volatility of returns associated with borrowing to invest, including the risk of loss, including the risk of total loss of invested assets where such assets are subject to limited recourse borrowing arrangements.

Investment Review

The investment objectives of the fund will be reviewed annually and at such other times as a significant event occurs which affects the Fund.



Peter Kruger – Chairman

12/7/21

Date

D - Pension Documentation

2022 Financial Year

Preparer Shelley Lian

Reviewer Steven Lee

Status Ready for Review

Supporting Documents

- Transfer Balance Account Summary [Report](#)

Standard Checklist

- Attach Actuarial Certificate
- Attach documentation supporting any pensions commenced during the financial year
- Attach documentation supporting any pensions commuted during the financial year
- Ensure correct Transfer Balance Account Reports have been lodged with the ATO

Peter Kruger Super Fund

Transfer Balance Account Summary

For The Period 01 July 2021 - 30 June 2022

Member	Pension Type	Date	Lodgment Date	Transaction Type	Event Type	Debit	Credit	Balance	Cap Limit	Remaining Cap
--------	--------------	------	---------------	------------------	------------	-------	--------	---------	-----------	---------------

Peter Kruger

E - Estate Planning

2022 Financial Year

Preparer Shelley Lian

Reviewer Steven Lee

Status Ready for Review

Supporting Documents

No supporting documents

Standard Checklist

- Attach Death Benefit Nominations (if applicable)
- Attach Life Insurance Policies (if applicable)
- Attach Reversionary Pension documentation (if applicable)
- Attach SMSF Will (if applicable)
- Review current Estate planning to ensure it matches wishes of members