

Donson Superannuation Fund
67 Palmgrove Road, Avalon Beach NSW 2107

Investment Strategy for Financial Year 2020 to 2021
as at 30 June 2020

Background

The Trustee of the fund has devised this Investment Strategy for the fund considering the objective of the fund and in line with the governing rules of the fund and superannuation law. Through this investment strategy, the trustee is seeking to maximise the superannuation benefits for its member of the fund having regard to risk and reward of each type of investment.

Among other things, the Trustee has considered and determined that the funds current asset mix of assets is appropriate for its member for the financial year. The Trustee has given regard to the member's age and their ability to withdraw from the fund their superannuation interests for retirement purposes in devising the strategy for the next financial year.

Donald Robertson is 69 years of age and was currently in business however this business has been severely impacted by Covid-19 and whether it will again function as a business is unknown at this time. Accordingly Mr Robertson is currently drawing the minimum pension from his fund and he does have other income from investments outside the superannuation fund. His fund balance on 30 June 2020 is \$812,822. At 30 June 2020, the fund held \$53,036 in cash which is sufficient to cover the minimum pension payments for the 2021 year.

Investment Objectives

To maximise returns and minimise risks of investment of the fund's assets in managing and providing superannuation benefits to the member of the fund.

To ensure all investments are consistent with the governing rules of the fund and appropriate Superannuation Legislation and the fund's investment strategy.

Risk and Return on Investments

Each investment will be made with due regard to the associated risk and expected return. The Trustee will seek financial advice each year and review with the Adviser from time to time.

To maximise overall returns of the fund's investments and minimise the exposure of risk from any particular investment, the fund will try to maintain a diversified portfolio.

The Trustee has maintained sufficient level of cash balance in the fund to meet current expenses and income earned during the year will be retained in cash to pay the pension before 30 June 2021. Investments may be cashed if required at any time.

Asset Class

The fund's asset classes as at the close of the year (30 June 2020) are as per the attached Strategy Minute.

Insurance Cover


The Trustee will assess the need for insurance for the member and will seek financial advice at least annually to provide life insurance should a member so desire. However this is unlikely to be required due to the member's age.

Review

The investment strategy will be reviewed regularly and at least once a year at the end of each financial year.

The investment strategy may be revised as appropriate where the trustee's investment objectives change or to include a particular class or type of investment. The fund's investment portfolio will be reviewed at least twice a year in conjunction with the financial adviser.

Signed as acceptance of the above investment strategy
By the Trustee of the Superannuation Fund



Donald Robertson – Director of Trustee Company

Date: 30/6/2020

**MINUTES OF THE MEETING OF THE DIRECTOR(S) OF THE CORPORATE TRUSTEE
DONSON HOLDINGS PTY LIMITED ATF
DONSON SUPERANNUATION FUND
HELD ON 30 JUNE 2020 AT
67 PALMGROVE ROAD, AVALON NSW**

PRESENT: Donald Robertson

INVESTMENT STRATEGY: The Fund's proposed Investment Strategy was tabled for approval.

The Investment Strategy was reviewed, having appropriate regard for:

- (i) The Fund's circumstances, including members' ages and expectations, the Fund's benefit structure, the size of the Fund, and the Fund's tax position.
- (ii) The Members' circumstances, whether it is appropriate for the trustees of the fund to hold a contract of insurance that provides insurance cover for one or more members of the fund.
- (iii) The risk involved in making, holding and realising, and the likely return from, the Fund's investments having regard to its objectives and its expected cash flow requirements. Risks involved include market risk, operational risk, liquidity risk, and credit risk.
- (iv) The composition of the Fund's investments as a whole including the extent to which the investments are diverse or involve the entity in being exposed to risks from inadequate diversification.
- (v) The liquidity of the Fund's investments having regard to its expected cash inflows, and cash outflow requirements. Items considered included the required amount of investment in cash or in assets readily convertible into cash, the expected timing of investment income and member contributions, and the expected timing of expenditure such as tax and member benefit payments.
- (vi) The ability of the entity to discharge its existing and prospective liabilities.

It was noted that the Fund's investment strategy defined the minimum and maximum allocations to the various asset classes as follows:

Asset Class	Min %	Max %	Target %
Australian Equities	45.00%	55.00%	51.00%
Australian Fixed Interest	0.50%	1.00%	0.50%
Cash	10.00%	20.00%	15.00%
International Equities	20.00%	30.00%	23.00%
International Fixed Interest	5.00%	10.00%	5.00%
Listed Property	5.00%	10.00%	5.00%
Other	0.40%	1.00%	0.50%

It was resolved that the Investment Strategy appropriately addressed the aims and objectives of the Fund and, as a result, should be adopted as tabled.

CLOSURE:

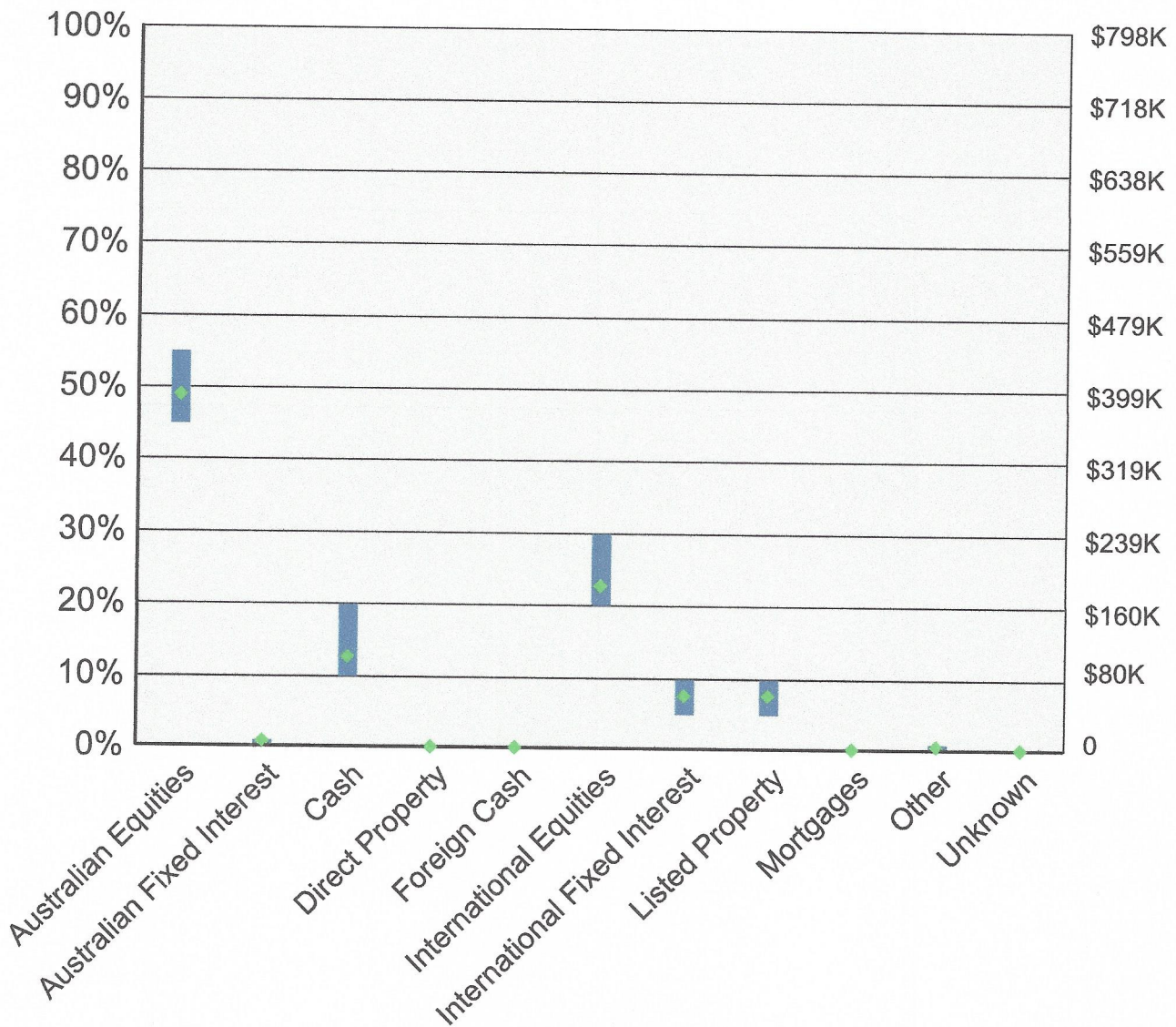
There being no further business the meeting was closed.

.....
Donald Robertson
Chairperson

Dated: 30/6/2020

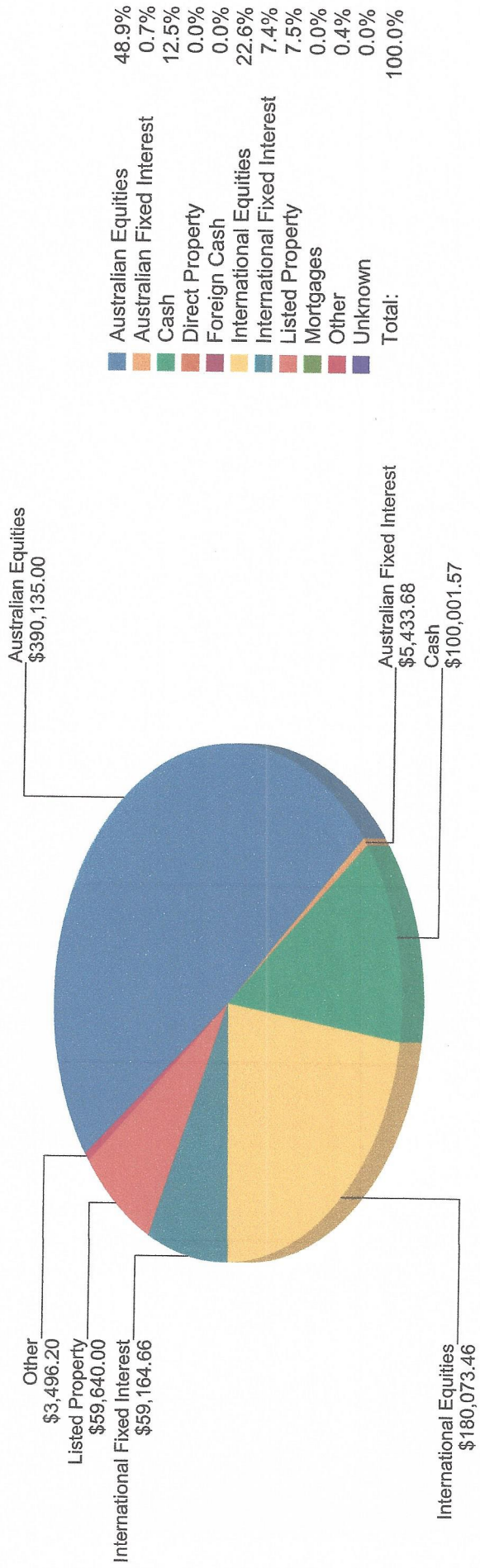
Donson Superannuation Fund
Asset Strategy Comparison
As at 30 June 2020

	Current Holdings		Asset Strategy		Adjustment Required	
	\$	%	% Min	% Max	\$	%
Australian Equities	390,135.00	48.90%	45.00	55.00	-	-
Australian Fixed Interest	5,433.68	0.68%	0.50	1.00	-	-
Cash	100,001.57	12.53%	10.00	20.00	-	-
Direct Property	-	-	-	-	-	-
Foreign Cash	-	-	-	-	-	-
International Equities	180,073.46	22.57%	20.00	30.00	-	-
International Fixed Interest	59,164.66	7.41%	5.00	10.00	-	-
Listed Property	59,640.00	7.47%	5.00	10.00	-	-
Mortgages	-	-	-	-	-	-
Other	3,496.20	0.44%	0.40	1.00	-	-
Unknown	-	-	-	-	-	-
	797,944.57	100.00%				



Donson Superannuation Fund
Investment Allocation as at 30 June 2020

Current Asset Allocation



Donson Superannuation Fund
Investment Allocation as at 30 June 2020

	Australian Equities	Australian Fixed Interest	Cash	International Equities	International Fixed Interest	Listed Property	Other	Total (\$)
Allan Gray Australia (Equity Trustees Limited) - Allan Gray Australia Equity Fund - Class A (ASX:AQY01)	53,702.92 100.00%	0.00 0.00%	0.00 0.00%	0.00 0.00%	0.00 0.00%	0.00 0.00%	0.00 0.00%	53,702.92 100.00%
Argo Global Listed Infrastructure Limited (ASX:ALI)	62,928.00 100.00%	0.00 0.00%	0.00 0.00%	0.00 0.00%	0.00 0.00%	0.00 0.00%	0.00 0.00%	62,928.00 100.00%
Australia & New Zealand Banking Group Limited (ASX:ANZ)	13,327.60 100.00%	0.00 0.00%	0.00 0.00%	0.00 0.00%	0.00 0.00%	0.00 0.00%	0.00 0.00%	13,327.60 100.00%
B.K.I. Investment Company Limited (ASX:BKI)	29,999.10 100.00%	0.00 0.00%	0.00 0.00%	0.00 0.00%	0.00 0.00%	0.00 0.00%	0.00 0.00%	29,999.10 100.00%
B.W.P. Trust (ASX:BWP)	0.00 0.00%	0.00 0.00%	0.00 0.00%	0.00 0.00%	0.00 0.00%	30,640.00 100.00%	0.00 0.00%	30,640.00 100.00%
Bankwest A/c 9100636	0.00 0.00%	0.00 0.00%	8,797.54 100.00%	0.00 0.00%	0.00 0.00%	0.00 0.00%	0.00 0.00%	8,797.54 100.00%
BENTHAM PROFESSIONAL GLOBAL INCOME FUND (ASX:BAM05)	51.75 0.11%	2,982.57 6.34%	4,854.92 10.32%	122.31 0.26%	39,032.20 82.97%	0.00 0.00%	0.00 0.00%	47,043.75 100.00%
Coles Group Limited. - Ordinary Fully Paid Deferred Settlement (ASX:COL)	11,761.45 100.00%	0.00 0.00%	0.00 0.00%	0.00 0.00%	0.00 0.00%	0.00 0.00%	0.00 0.00%	11,761.45 100.00%
CSL Limited (ASX:CSL)	29,274.00 100.00%	0.00 0.00%	0.00 0.00%	0.00 0.00%	0.00 0.00%	0.00 0.00%	0.00 0.00%	29,274.00 100.00%
Fortescue Metals Group Ltd (ASX:FMG)	35,275.95 100.00%	0.00 0.00%	0.00 0.00%	0.00 0.00%	0.00 0.00%	0.00 0.00%	0.00 0.00%	35,275.95 100.00%
Hotel Property Investments (ASX:HPI)	0.00 0.00%	0.00 0.00%	0.00 0.00%	0.00 0.00%	0.00 0.00%	29,000.00 100.00%	0.00 0.00%	29,000.00 100.00%
ING A/c 60642856	0.00 0.00%	0.00 0.00%	42.42 100.00%	0.00 0.00%	0.00 0.00%	0.00 0.00%	0.00 0.00%	42.42 100.00%
LEGG MASON MULTI ASSET RETIREMENT INCOME TRUST (ASX:LMA05)	0.00 0.00%	0.00 0.00%	15,345.29 50.87%	7,785.77 25.81%	3,538.44 11.73%	0.00 0.00%	3,496.20 11.59%	30,165.70 100.00%

	Australian Equities	Australian Fixed Interest	Cash	International Equities	International Fixed Interest	Listed Property	Other	Total (\$)
Macquarie Group Limited (ASX:MQG)	35,580.00 100.00%	0.00 0.00%	0.00 0.00%	0.00 0.00%	0.00 0.00%	0.00 0.00%	0.00 0.00%	35,580.00 100.00%
Magellan Global Equities Fund (Managed Fund) - Trading Managed Fund Units Fully Paid (ASX:MGTE)	0.00 0.00%	0.00 0.00%	0.00 0.00%	45,013.80 100.00%	0.00 0.00%	0.00 0.00%	0.00 0.00%	45,013.80 100.00%
PIMCO INCOME FUND - WHOLESALE CLASS (ASX:PMF08)	0.00 0.00%	2,451.11 12.87%	0.00 0.00%	0.00 0.00%	16,594.02 87.13%	0.00 0.00%	0.00 0.00%	19,045.13 100.00%
Platinum International Fund	255.35 0.30%	0.00 0.00%	18,640.45 21.90%	66,220.40 77.80%	0.00 0.00%	0.00 0.00%	0.00 0.00%	85,116.20 100.00%
Platinum International Health Care Fund	7,587.66 9.90%	0.00 0.00%	8,124.16 10.60%	60,931.18 79.50%	0.00 0.00%	0.00 0.00%	0.00 0.00%	76,643.00 100.00%
Pm Capital Global Opportunities Fund Limited (ASX:PGF)	28,930.50 100.00%	0.00 0.00%	0.00 0.00%	0.00 0.00%	0.00 0.00%	0.00 0.00%	0.00 0.00%	28,930.50 100.00%
Westfarmers Limited (ASX:WES)	30,708.55 100.00%	0.00 0.00%	0.00 0.00%	0.00 0.00%	0.00 0.00%	0.00 0.00%	0.00 0.00%	30,708.55 100.00%
Westpac Banking Corporation (ASX:WBC)	13,695.85 100.00%	0.00 0.00%	0.00 0.00%	0.00 0.00%	0.00 0.00%	0.00 0.00%	0.00 0.00%	13,695.85 100.00%
Westpac DIY A/c 240758	0.00 0.00%	0.00 0.00%	3,713.98 100.00%	0.00 0.00%	0.00 0.00%	0.00 0.00%	0.00 0.00%	3,713.98 100.00%
Westpac DIY Savings A/c 240766	0.00 0.00%	0.00 0.00%	40,482.81 100.00%	0.00 0.00%	0.00 0.00%	0.00 0.00%	0.00 0.00%	40,482.81 100.00%
Woolworths Limited (ASX:WOW)	37,056.32 100.00%	0.00 0.00%	0.00 0.00%	0.00 0.00%	0.00 0.00%	0.00 0.00%	0.00 0.00%	37,056.32 100.00%
Total	390,135.00 48.89%	5,433.68 0.68%	100,001.57 12.53%	180,073.46 22.57%	59,164.66 7.41%	59,640.00 7.47%	3,496.20 0.44%	797,944.57 100.00%

NOTE: Investment Totals include Unsettled Amounts.