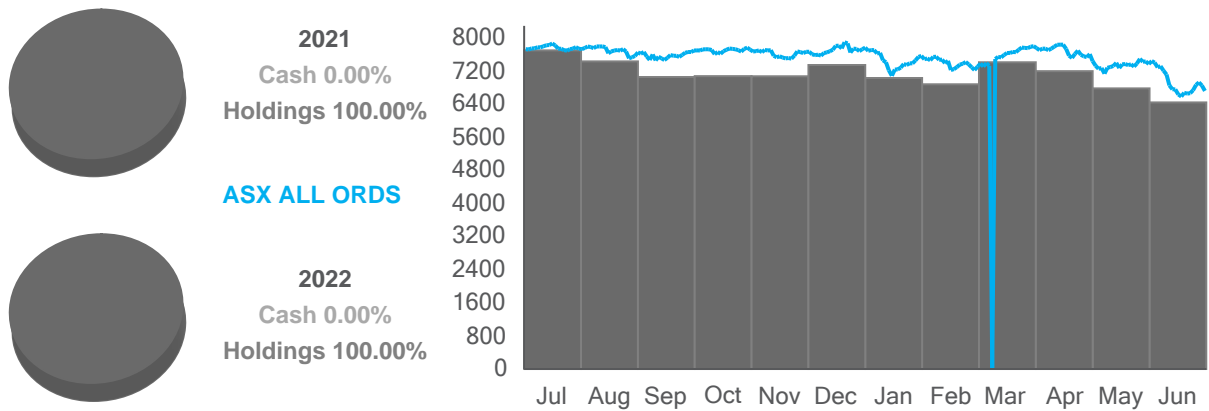


Financial Year Summary

01 Jul 2021 - 30 Jun 2022

Summary Information A/C 165046	+/-	
Holdings valuation at start of period		\$890,505.00
Holdings valuation at end of period	(\$113,201.52)	\$777,303.48
Portfolio at start of period		\$890,505.00
Portfolio at end of period	(\$113,201.52)	\$777,303.48
Total portfolio value		\$777,303.48
Total brokerage		\$0.00
Information service fees		\$0.00
Estimated dividends and distributions		\$43,774.08
Estimated franking credits		\$18,760.32



While every effort has been made to provide you with an accurate statement, we give no warranty of accuracy or reliability and take no responsibility for any errors or omissions including negligence by any officers, employees or agents. We encourage you to confirm the information, holdings and valuations contained herein. Information contained in the report may only relate to the period since you commenced our service.



Holdings valuation

01 Jul 2021 - 30 Jun 2022



Holdings valuation at 1 Jul 2021

\$890,505.00

Equities

ASX code	Description	Quantity	Price	Value
ARB	ARB CORP FPO	2,000	\$43.190	\$86,380.00
BHP	BHP GROUP FPO	4,000	\$48.570	\$194,280.00
CBA	CWLTH BANK FPO	1,500	\$99.870	\$149,805.00
COL	COLESGROUP FPO	4,000	\$17.090	\$68,360.00
WES	WESFARMER FPO	5,500	\$59.100	\$325,050.00
WPL	WOODSIDE FPO	3,000	\$22.210	\$66,630.00
Sub total				\$890,505.00

Holdings valuation at 30 Jun 2022

\$777,303.48

Equities

ASX code	Description	Quantity	Price	Value
ARB	ARB CORP FPO	2,000	\$28.240	\$56,480.00
BHP	BHP GROUP FPO	4,000	\$41.250	\$165,000.00
CBA	CWLTH BANK FPO	1,500	\$90.380	\$135,570.00
COL	COLESGROUP FPO	4,000	\$17.810	\$71,240.00
WDS	WOODSIDE FPO	3,722	\$31.840	\$118,508.48
WES	WESFARMER FPO	5,500	\$41.910	\$230,505.00
Sub total				\$777,303.48

While every effort has been made to provide you with an accurate statement, we give no warranty of accuracy or reliability and take no responsibility for any errors or omissions including negligence by any officers, employees or agents. We encourage you to confirm the information, holdings and valuations contained herein. Information contained in the report may only relate to the period since you commenced our service.



Holdings valuation (continued)

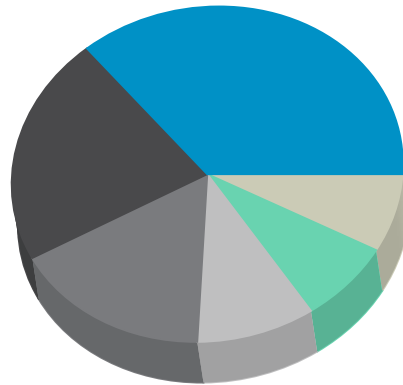
01 Jul 2021 - 30 Jun 2022

Holdings valuation at 1 Jul 2021

\$890,505.00

Holdings composition 1 Jul 2021

WES 36.50% CBA 16.82% COL 7.68%
BHP 21.82% ARB 9.70% WPL 7.48%

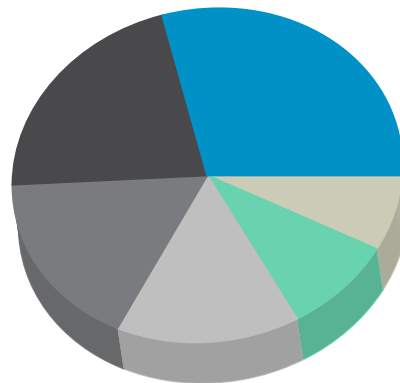


Holdings valuation at 30 Jun 2022

\$777,303.48

Holdings composition 30 Jun 2022

WES 29.65% CBA 17.44% COL 9.17%
BHP 21.23% WDS 15.25% ARB 7.27%



While every effort has been made to provide you with an accurate statement, we give no warranty of accuracy or reliability and take no responsibility for any errors or omissions including negligence by any officers, employees or agents. We encourage you to confirm the information, holdings and valuations contained herein. Information contained in the report may only relate to the period since you commenced our service.



Transaction summary

01 Jul 2021 - 30 Jun 2022



Equities

WDS

WOODSIDE ENERGY ORDINARY

Date	Type	Action	Quantity	Unit price	Trade value	Brokerage	Other fees	GST	Total value
01/06/2022	In	Transfer	722	\$0.0000	\$0.00	\$0.00	\$0.00	\$0.00	\$0.00
Sub total			722						

Please note that the Transaction Date listed of any Off Market Transfers (Transfer) may not necessarily match the Date of Purchase listed on the Off Market transfer form.

While every effort has been made to provide you with an accurate statement, we give no warranty of accuracy or reliability and take no responsibility for any errors or omissions including negligence by any officers, employees or agents. We encourage you to confirm the information, holdings and valuations contained herein. Information contained in the report may only relate to the period since you commenced our service.



Brokerage & information services

01 Jul 2021 - 30 Jun 2022



There is no data for this report.

While every effort has been made to provide you with an accurate statement, we give no warranty of accuracy or reliability and take no responsibility for any errors or omissions including negligence by any officers, employees or agents. We encourage you to confirm the information, holdings and valuations contained herein. Information contained in the report may only relate to the period since you commenced our service.



Estimated dividends & distributions

01 Jul 2021 - 30 Jun 2022

ARB ARB CORPORATION. ORDINARY

Ex div. date	Payment date	Type	Div. amount	Franking %	Balance	Franking credit	Est. dividend
07/10/2021	22/10/2021	Final	\$0.39	100.00%	2,000	\$334.29	\$780.00
07/04/2022	22/04/2022	Interim	\$0.39	100.00%	2,000	\$334.29	\$780.00
Estimated sub total						\$668.58	\$1,560.00

BHP BHP GROUP LIMITED ORDINARY

Ex div. date	Payment date	Type	Div. amount	Franking %	Balance	Franking credit	Est. dividend
02/09/2021	21/09/2021	Final	\$2.71527	100.00%	4,000	\$4,654.75	\$10,861.08
24/02/2022	28/03/2022	Interim	\$2.080559	100.00%	4,000	\$3,566.67	\$8,322.24
Estimated sub total						\$8,221.42	\$19,183.32

CBA COMMONWEALTH BANK. ORDINARY

Ex div. date	Payment date	Type	Div. amount	Franking %	Balance	Franking credit	Est. dividend
17/08/2021	29/09/2021	Final	\$2.00	100.00%	1,500	\$1,285.71	\$3,000.00
16/02/2022	30/03/2022	Interim	\$1.75	100.00%	1,500	\$1,125.00	\$2,625.00
Estimated sub total						\$2,410.71	\$5,625.00

COL COLES GROUP ORDINARY

Ex div. date	Payment date	Type	Div. amount	Franking %	Balance	Franking credit	Est. dividend
26/08/2021	28/09/2021	Final	\$0.28	100.00%	4,000	\$480.00	\$1,120.00
03/03/2022	31/03/2022	Interim	\$0.33	100.00%	4,000	\$565.71	\$1,320.00
Estimated sub total						\$1,045.71	\$2,440.00

While every effort has been made to provide you with an accurate statement, we give no warranty of accuracy or reliability and take no responsibility for any errors or omissions including negligence by any officers, employees or agents. We encourage you to confirm the information, holdings and valuations contained herein. Information contained in the report may only relate to the period since you commenced our service.

Estimated dividends & distributions (continued)

01 Jul 2021 - 30 Jun 2022

WES WESFARMERS LIMITED ORDINARY

Ex div. date	Payment date	Type	Div. amount	Franking %	Balance	Franking credit	Est. dividend
01/09/2021	07/10/2021	Final	\$0.90	100.00%	5,500	\$2,121.43	\$4,950.00
22/02/2022	30/03/2022	Interim	\$0.80	100.00%	5,500	\$1,885.71	\$4,400.00
Estimated sub total						\$4,007.14	\$9,350.00

WPL WOODSIDE PETROLEUM ORDINARY

Ex div. date	Payment date	Type	Div. amount	Franking %	Balance	Franking credit	Est. dividend
30/08/2021	24/09/2021	Interim	\$0.410341	100.00%	3,000	\$527.58	\$1,231.02
24/02/2022	23/03/2022	Final	\$1.461581	100.00%	3,000	\$1,879.18	\$4,384.74
Estimated sub total						\$2,406.76	\$5,615.76

Estimated total \$18,760.32 \$43,774.08

The information presented in this report is a general estimation and is intended as a guide for indicative purposes only. It is an extrapolation of our understanding of your holdings against publicly available dividend entitlement and payment information. It should not be considered a replacement for your own records. We encourage you to confirm the information and holdings represented here.

While every effort has been made to provide you with an accurate statement, we give no warranty of accuracy or reliability and take no responsibility for any errors or omissions including negligence by any officers, employees or agents. We encourage you to confirm the information, holdings and valuations contained herein. Information contained in the report may only relate to the period since you commenced our service.