

Financial Report

for the year ended
30 June 2023

A & H Frosty Super Fund



Statement of Financial Position

As at 30 June 2023

	Note	2023 \$	2022 \$
Assets			
Investments			
Managed Investments & ETFs	2	478,338.68	430,983.84
Real Estate Properties (Australian - Non Residential)	3	406,350.00	368,725.00
Units in Unlisted Unit Trusts (Australian)	4	274,945.68	222,450.33
Total Investments		<u>1,159,634.36</u>	<u>1,022,159.17</u>
Other Assets			
CBA Accelerator Cash Account		9,543.31	22,096.76
Sundry Debtors		170.54	261.34
Distributions Receivable		3,475.07	3,251.44
GST Refundable		466.02	1,903.54
Income Tax Refundable		5,485.45	0.00
Total Other Assets		<u>19,140.39</u>	<u>27,513.08</u>
Total Assets		<u>1,178,774.75</u>	<u>1,049,672.25</u>
Less:			
Liabilities			
Income Tax Payable		0.00	2,944.20
Total Liabilities		<u>0.00</u>	<u>2,944.20</u>
Net assets available to pay benefits		<u>1,178,774.75</u>	<u>1,046,728.05</u>
Represented by:			
Liability for accrued benefits allocated to members' accounts	6		
Narunsky, Andrew - Accumulation		1,035,879.67	917,923.97
Narunsky, Hayley - Accumulation		142,895.08	128,804.08
Total Liability for accrued benefits allocated to members' accounts		<u>1,178,774.75</u>	<u>1,046,728.05</u>



A & H Frosty Super Fund

Operating Statement

For the year ended 30 June 2023



	Note	2023	2022
		\$	\$
Income			
Investment Income			
Trust Distributions		38,558.19	26,785.37
Interest Received		318.18	21.07
Property Income		26,314.27	25,193.56
Investment Gains			
Changes in Market Values			
Realised Movements in Market Value		(66,211.02)	36,699.64
Unrealised Movements in Market Value		124,052.68	(115,293.83)
Contribution Income			
Employer Contributions		20,352.00	10,000.00
Personal Concessional		0.00	10,000.00
Other Income			
FX Gain		7,525.02	0.00
Total Income		<u>150,909.32</u>	<u>(6,594.19)</u>
Expenses			
Accountancy Fees		1,282.27	0.00
Administration Costs		51.25	0.00
ATO Supervisory Levy		259.00	259.00
Auditor's Remuneration		400.00	0.00
ASIC Fees		407.00	56.00
Depreciation		1,844.00	2,504.00
FX Loss		1,581.03	0.00
Investment Expenses		6,864.93	37,038.13
Interest Paid		3.45	0.00
Property Expenses - Council Rates		1,912.63	1,892.95
Property Expenses - Insurance Premium		306.59	306.60
Property Expenses - Water Rates		385.92	384.77
Total Expenses		<u>15,298.07</u>	<u>42,441.45</u>
Benefits accrued as a result of operations before income tax		<u>135,611.25</u>	<u>(49,035.64)</u>
Income Tax Expense		3,564.55	2,944.22
Benefits accrued as a result of operations		<u>132,046.70</u>	<u>(51,979.86)</u>

Handwritten signature

A & H Frosty Super Fund

Notes to the Financial Statements

For the year ended 30 June 2023



Note 1: Summary of Significant Accounting Policies

The trustees have prepared the financial statements on the basis that the Superannuation Fund is not a reporting entity because it is not publicly accountable and is not required by law or governing document to prepare financial statements that comply with Australian Accounting Standards. The financial statements are therefore special purpose financial statements that have been prepared in order to meet the requirements of the Superannuation Industry (Supervision) Act 1993 and associated Regulations, the trust deed of the Fund and the needs of members.

The financial statements have been prepared on a cash basis and are based on historical costs, except for investments which have been measured at market value.

The following significant accounting policies, which are consistent with the policies applied in the previous period unless otherwise stated, have been adopted in the preparation of the financial statements.

The financial statements were authorised for issue by the Director(s).

a. Measurement of Investments

The Fund initially recognises:

- (i) an investment when it controls the future economic benefits expected to flow from the asset. For financial assets, the trade date is considered to be the date on which control of the future economic benefits attributable to the asset passes to the Fund; and
- (ii) a financial liability on the date it becomes a party to the contractual provisions of the instrument.

Investments of the Fund have been measured at market value, which refers to the amount that a willing buyer could reasonably be expected to pay to acquire an asset from a willing seller if the following assumptions were made:

- that the buyer and the seller deal with each other at arm's length in relation to the sale;
- that the sale occurred after proper marketing of the asset; and
- that the buyer and the seller acted knowledgeably and prudentially in relation to the sale.

Market value has been determined as follows:

- (i) shares and other securities listed on the Australian Securities Exchange by reference to the relevant market quotations at the end of the reporting period;
- (ii) units in managed funds by reference to the unit redemption price at the end of the reporting period;
- (iii) fixed-interest securities by reference to the redemption price at the end of the reporting period;
- (iv) unlisted investments are stated at trustees' assessment based on estimated market value at balance date or where necessary, an external valuer's opinion; and
- (v) investment properties at the trustees' assessment of the market value or where necessary a qualified independent valuer's opinion at the end of reporting period.

b. Cash and Cash Equivalents

Cash and cash equivalents include cash on hand and at call, deposits with banks and short-term, highly liquid investments that are readily convertible to cash and subject to an insignificant risk of change in value.

c. Revenue

Interest revenue

Interest revenue is recognised in respect of fixed-interest securities, and cash and cash equivalent balances. Interest revenue is recognised upon receipt.

Dividend revenue

A handwritten signature in black ink, appearing to be "H. J. J.", located in the bottom right corner of the page.

Dividend revenue is recognised when the dividend has been paid or, in the case of dividend reinvestment schemes, when the dividend is credited to the benefit of the fund.

Rental revenue

Upon entering into each contract as a lessor, the Fund assesses if the lease is a finance or operating lease. All leases have been assessed as operating leases. Rental revenue arising from operating leases on investment properties is recognised on straight-line basis over the term of the specific lease.

Distribution revenue

Distributions from unit trusts and managed funds are recognised as at the date the unit value is quoted ex-distribution and if not received at the end of the reporting period, are reflected in the statement of financial position as a receivable at market value.

Remeasurement changes in market values

Remeasurement changes in the market values of assets are recognised as income and determined as the difference between the market value at year-end or consideration received (if sold during the year) and the market value as at the prior year-end or cost (if acquired during the period).

Contributions

Contributions and transfers in are recognised when the control and the benefits from the revenue have been attained and are recorded by the Fund, gross of any taxes, in the period to which they relate.

d. Liability for Accrued Benefits

The liability for accrued benefits represents the Fund's present obligation to pay benefits to members and beneficiaries, and has been calculated as the difference between the carrying amount of the assets and the carrying amount of the other payables and income tax liabilities as at the end of the reporting period.

e. Goods and Services Tax (GST)

Revenues, expenses and assets are recognised net of the amount of GST, except where the amount of GST incurred is not recoverable from the Australian Taxation Office (ATO).

The net amount of GST recoverable from, or payable to, the ATO is included with other receivables or other payables in the statement of financial position.

f. Trade and Other Payables

Financial liabilities, such as trade creditors and other payables, are measured at the gross value of the outstanding balance at the end of the reporting period. The trustees have determined that the gross value of the Fund's financial liabilities is equivalent to the market value. Any remeasurement changes in the gross value of non-current financial liabilities (including liabilities for members' accrued benefits) are recognised in the operating statement in the periods in which they occur.

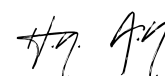
g. Critical Accounting Estimates and Judgements

The preparation of financial statements requires the trustees to make judgements, estimates and assumptions that affect the application of accounting policies and the reported amounts of assets and liabilities, income and expenses. Actual results may differ from these estimates.

Estimates and underlying assumptions are reviewed on an ongoing basis. Revisions to accounting estimates are recognised in the period in which the estimate is revised and in any future period affected.

Note 2: Managed Investments & ETFs

	2023 \$	2022 \$
Tamim Account - U1903733 - U7903733	99,776.13	86,006.73



Notes to the Financial Statements

For the year ended 30 June 2023

Tamim Account - U2398103 - U7398103	91,829.84	84,229.58
Tamim Account - U1948685 - U7948685	99,440.52	101,535.46
Tamim Account - U1949683 - U7949683	187,292.19	159,212.07
	<hr/> 478,338.68	<hr/> 430,983.84

Note 3: Real Estate Properties (Australian - Non Residential)

	2023 \$	2022 \$
7/ 84-100 Pacific Drive, Keysborough VIC 3173 (50% Owned)	406,350.00	368,725.00
	<hr/> 406,350.00	<hr/> 368,725.00

Note 4: Units in Unlisted Unit Trusts (Australian)

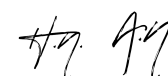
	2023 \$	2022 \$
Tamim Global Mobility Fund	45,223.28	45,512.78
TAMIM Property Fund - Listed Property Trust	23,803.60	10,872.55
TAMIM Fund - TVG SPV2	11,359.80	16,065.00
The TAMIM Fund - TVG Take/Over	44,559.00	0.00
Tamim Property Trust - LFR Rutherford Unit Class	150,000.00	150,000.00
	<hr/> 274,945.68	<hr/> 222,450.33

Note 5: Banks and Term Deposits

	2023 \$	2022 \$
Banks		
CBA Accelerator Cash Account	9,543.31	22,096.76
	<hr/> 9,543.31	<hr/> 22,096.76

Note 6: Liability for Accrued Benefits

	2023 \$	2022 \$
Liability for accrued benefits at beginning of year	1,046,728.05	1,098,707.91
Benefits accrued as a result of operations	132,046.70	(51,979.86)
Current year member movements	0.00	0.00
	<hr/> 1,178,774.75	<hr/> 1,046,728.05



Notes to the Financial Statements

For the year ended 30 June 2023

Note 7: Subsequent Event - COVID-19

The Coronavirus (Covid-19) pandemic is expected to cause material decline in the market value of the fund investments. The trustees are aware of the uncertainty surrounding the global markets during this time and the effects it will have on the value of the fund investments after the reporting date.

A handwritten signature in black ink, appearing to be "H. H." or similar, located in the bottom right corner of the page.

A & H Frosty Super Fund
A & H Frosty Nominees Pty Ltd ACN: 615074587

Trustees Declaration

The directors of the trustee company have determined that the fund is not a reporting entity and that this special purpose financial statements should be prepared in accordance with the accounting policies described in Note 1 to the financial statements.

In the opinion of the directors of the trustee company:

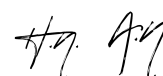
- (i) the financial statements and notes to the financial statements for the year ended 30 June 2023 present fairly, in all material respects, the financial position of the superannuation fund at 30 June 2023 and the results of its operations for the year then ended in accordance with the accounting policies described in Note 1 to the financial statements;
- (ii) the financial statements and notes to the financial statements have been prepared in accordance with the requirements of the trust deed; and
- (iii) the operation of the superannuation fund has been carried out in accordance with its trust deed and in compliance with the requirements of the Superannuation Industry (Supervision) Act 1993 and associated Regulations during the year ended 30 June 2023.

Signed in accordance with a resolution of the directors of the trustee company by:

.....
Andrew Narunsky
A & H Frosty Nominees Pty Ltd
Director

.....
Hayley Narunsky
A & H Frosty Nominees Pty Ltd
Director

DATED:

Two handwritten signatures in black ink, likely belonging to the directors mentioned above.

A & H Frosty Super Fund

Statement of Taxable Income

For the year ended 30 June 2023



	2023
	\$
Benefits accrued as a result of operations	135,611.25
Less	
Other Non Taxable Income	7,525.02
Increase in MV of investments	124,052.68
Realised Accounting Capital Gains	(66,211.02)
Accounting Trust Distributions	38,558.19
Tax Adjustment - Capital Works Expenditure (D1)	4,043.00
	<u>107,967.87</u>
Add	
Other Non Deductible Expenses	1,581.03
Franking Credits	6,577.05
Foreign Credits	11.28
Taxable Trust Distributions	31,988.29
	<u>40,157.65</u>
SMSF Annual Return Rounding	(0.03)
Taxable Income or Loss	<u>67,801.00</u>
Income Tax on Taxable Income or Loss	10,170.15
Less	
Franking Credits	6,577.05
Foreign Credits	11.28
TAX PAYABLE	<u>3,581.82</u>
Less	
TFN Credits	17.27
CURRENT TAX OR REFUND	<u>3,564.55</u>
Supervisory Levy	259.00
Income Tax Instalments Raised	(9,050.00)
AMOUNT DUE OR REFUNDABLE	<u>(5,226.45)</u>

Handwritten signature

A & H Frosty Super Fund

Members Statement



Andrew Narunsky
28 Oswald Street
Randwick, New South Wales, 2031, Australia

Your Details

Date of Birth : Provided
Age: 52
Tax File Number: Provided
Date Joined Fund: 07/10/2016
Service Period Start Date: 08/01/1996
Date Left Fund:
Member Code: NARAND00001A
Account Start Date: 07/10/2016
Account Phase: Accumulation Phase
Account Description: Accumulation

Nominated Beneficiaries: Hayley Narunsky
Nomination Type: Binding Nomination
Vested Benefits: 1,035,879.67
Total Death Benefit: 1,035,879.67

Your Balance

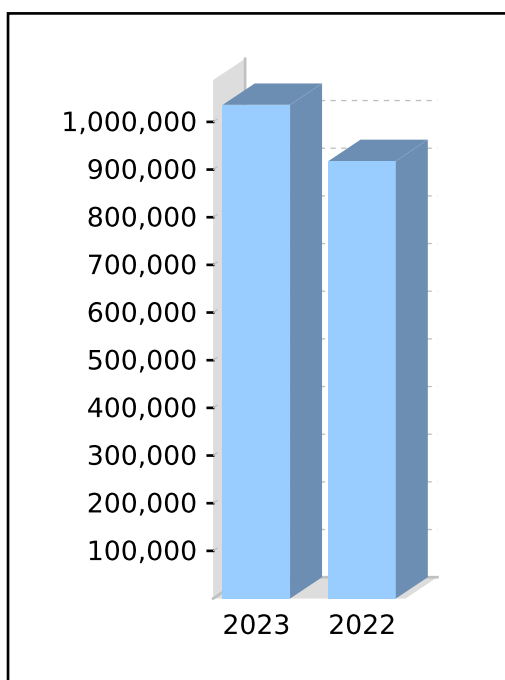
Total Benefits 1,035,879.67

Preservation Components

Preserved 1,035,879.67
Unrestricted Non Preserved
Restricted Non Preserved

Tax Components

Tax Free 495,500.00
Taxable 540,379.67



Your Detailed Account Summary

	This Year	Last Year
Opening balance at 01/07/2022	917,923.97	970,346.98
<u>Increases to Member account during the period</u>		
Employer Contributions	20,352.00	10,000.00
Personal Contributions (Concessional)		
Personal Contributions (Non Concessional)		
Government Co-Contributions		
Other Contributions		
Proceeds of Insurance Policies		
Transfers In		
Net Earnings	106,899.84	(56,844.88)
Internal Transfer In		
<u>Decreases to Member account during the period</u>		
Pensions Paid		
Contributions Tax	3,052.80	1,500.00
Income Tax	6,243.34	4,078.13
No TFN Excess Contributions Tax		
Excess Contributions Tax		
Refund Excess Contributions		
Division 293 Tax		
Insurance Policy Premiums Paid		
Management Fees		
Member Expenses		
Benefits Paid/Transfers Out		
Superannuation Surcharge Tax		
Internal Transfer Out		
Closing balance at 30/06/2023	1,035,879.67	917,923.97

Handwritten signature

A & H Frosty Super Fund

Members Statement



Hayley Narunsky
28 Oswald Street
Randwick, New South Wales, 2031, Australia

Your Details

Date of Birth : Provided
Age: 51
Tax File Number: Provided
Date Joined Fund: 07/10/2016
Service Period Start Date: 29/01/2001
Date Left Fund:
Member Code: NARHAY00001A
Account Start Date: 07/10/2016
Account Phase: Accumulation Phase
Account Description: Accumulation

Nominated Beneficiaries: Andrew Narunsky
Nomination Type: Binding Nomination
Vested Benefits: 142,895.08
Total Death Benefit: 142,895.08

Your Balance

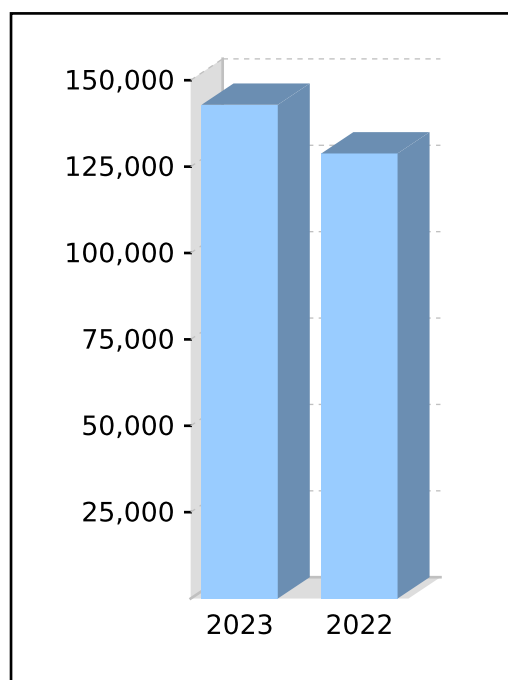
Total Benefits 142,895.08

Preservation Components

Preserved 142,895.08
Unrestricted Non Preserved
Restricted Non Preserved

Tax Components

Tax Free
Taxable 142,895.08



Your Detailed Account Summary

	This Year	Last Year
Opening balance at 01/07/2022	128,804.08	128,360.93
<u>Increases to Member account during the period</u>		
Employer Contributions		
Personal Contributions (Concessional)		10,000.00
Personal Contributions (Non Concessional)		
Government Co-Contributions		
Other Contributions		
Proceeds of Insurance Policies		
Transfers In		
Net Earnings	14,965.01	(7,517.53)
Internal Transfer In		
<u>Decreases to Member account during the period</u>		
Pensions Paid		
Contributions Tax		1,500.00
Income Tax	874.01	539.32
No TFN Excess Contributions Tax		
Excess Contributions Tax		
Refund Excess Contributions		
Division 293 Tax		
Insurance Policy Premiums Paid		
Management Fees		
Member Expenses		
Benefits Paid/Transfers Out		
Superannuation Surcharge Tax		
Internal Transfer Out		
Closing balance at 30/06/2023	142,895.08	128,804.08

Handwritten signature

A & H Frosty Super Fund

Members Summary

As at 30 June 2023



Opening Balances	Increases				Decreases						Closing Balance
	Contributions	Transfers In	Net Earnings	Insurance Proceeds	Pensions Paid	Contributions Tax	Taxes Paid	Benefits Paid/ Transfers Out	Insurance Premiums	Member Expenses	
Andrew Narunsky (Age: 52)											
NARAND00001A - Accumulation											
917,923.97	20,352.00		106,899.84			3,052.80	6,243.34				1,035,879.67
917,923.97	20,352.00		106,899.84			3,052.80	6,243.34				1,035,879.67
Hayley Narunsky (Age: 51)											
NARHAY00001A - Accumulation											
128,804.08			14,965.01				874.01				142,895.08
128,804.08			14,965.01				874.01				142,895.08
1,046,728.05	20,352.00		121,864.85			3,052.80	7,117.35				1,178,774.75

H. Narunsky

A & H Frosty Super Fund

Investment Summary Report



As at 30 June 2023

Investment		Units	Market Price	Market Value	Average Cost	Accounting Cost	Unrealised Gain/(Loss)	Gain/(Loss)%	Portfolio Weight%
Cash/Bank Accounts									
CBA Accelerator Cash Account			9,543.310000	9,543.31	9,543.31	9,543.31			0.82 %
				9,543.31		9,543.31			0.82 %
Managed Investments & ETFs									
TA3733	Tamim Account - U1903733 - U7903733	1.00	99,776.130000	99,776.13	91,258.31	91,258.31	8,517.82	9.33 %	8.53 %
TA8685	Tamim Account - U1948685 - U7948685	1.00	99,440.520000	99,440.52	98,824.19	98,824.19	616.33	0.62 %	8.51 %
TA9683	Tamim Account - U1949683 - U7949683	1.00	187,292.190000	187,292.19	164,682.76	164,682.76	22,609.43	13.73 %	16.02 %
TA8103	Tamim Account - U2398103 - U7398103	1.00	91,829.840000	91,829.84	90,619.97	90,619.97	1,209.87	1.34 %	7.85 %
				478,338.68		445,385.23	32,953.45	7.40 %	40.91 %
Real Estate Properties (Australian - Non Residential)									
IP-NARUN001	7/ 84-100 Pacific Drive, Keysborough VIC 3173 (50% Owned)	1.00	406,350.000000	406,350.00	322,670.19	322,670.19	83,679.81	25.93 %	34.76 %
				406,350.00		322,670.19	83,679.81	25.93 %	34.76 %
Units in Unlisted Unit Trusts (Australian)									
TAMIMTVGS PV2	TAMIM Fund - TVG SPV2	18,000.00	0.631100	11,359.80	1.00	18,000.00	(6,640.20)	(36.89) %	0.97 %
TAMIMFGM	Tamim Global Mobility Fund	61,595.32	0.734200	45,223.28	0.97	60,000.00	(14,776.72)	(24.63) %	3.87 %
TAMIMLPF	TAMIM Property Fund - Listed Property Trust	27,678.60	0.860000	23,803.60	0.95	26,303.34	(2,499.74)	(9.50) %	2.04 %
TPTLFRRUC	Tamim Property Trust - LFR Rutherford Unit Class	150,000.00	1.000000	150,000.00	1.00	150,000.00	0.00	0.00 %	12.83 %
TAMIMTVGT O	The TAMIM Fund - TVG Take/Over	30,000.00	1.485300	44,559.00	1.50	45,000.00	(441.00)	(0.98) %	3.81 %
				274,945.68		299,303.34	(24,357.66)	(8.14) %	23.52 %
				1,169,177.67		1,076,902.07	92,275.60	8.57 %	100.00 %

Handwritten signature

A & H Frosty Super Fund

Investment Income Report



As at 30 June 2023

Investment		Total Income	Franked	Unfranked	Interest/ Other	Franking Credits	Foreign Income	Foreign Credits * 1	Assessable Income (Excl. Capital Gains) * 2	TFN Credits	Other Deductions	Distributed Capital Gains	Non-Assessable Payments
Bank Accounts													
	CBA Accelerator Cash Account	318.18			318.18	0.00	0.00	0.00	318.18			0.00	0.00
		318.18			318.18	0.00	0.00	0.00	318.18			0.00	0.00
Managed Investments & ETFs													
TA3733	Tamim Account - U1903733 - U7903733	4,038.29	2,368.02	1,651.94	20.77	1,014.90	0.00	0.00	5,055.63	2.44	0.00	0.00	0.00
TA8685	Tamim Account - U1948685 - U7948685	8,928.22	5,459.34	3,075.22	403.97	2,339.71	0.00	0.00	11,278.24	10.31	0.00	0.00	0.00
TA8685	Tamim Account - U1948685 - U7948685	7,477.41											
TA9683	Tamim Account - U1949683 - U7949683	7,571.24	4,400.51	3,058.53	116.72	1,885.95	0.00	0.00	9,461.71	4.52	0.00	0.00	0.00
TA8103	Tamim Account - U2398103 - U7398103	3,583.62	2,616.29	835.83	131.50	1,121.27	0.00	0.00	4,704.89		0.00	0.00	0.00
TA8103	Tamim Account - U2398103 - U7398103	47.61											
		31,646.39	14,844.16	8,621.52	672.96	6,361.83	0.00	0.00	30,500.47	17.27	0.00	0.00	0.00
Real Estate Properties (Australian - Non Residential)													
IP-NARUN001	7/ 84-100 Pacific Drive, Keysborough VIC 3173 (50% Owned)	26,314.27							26,314.27				
		26,314.27							26,314.27				
Units in Unlisted Unit Trusts (Australian)													
TAMIMTVGS PV2	TAMIM Fund - TVG SPV2	430.33	430.31		0.02	202.89	0.00	0.00	633.22		0.00	0.00	0.00
TAMIMLPF	TAMIM Property Fund - Listed Property Trust	656.49	15.81		306.28	12.33	0.00	11.28	345.70		0.00	142.23	192.17
TPTLFRRUC	Tamim Property Trust - LFR Rutherford Unit Class	13,350.00			7,097.23	0.00	0.00	0.00	7,097.23		0.00	0.00	6,252.77
		14,436.82	446.12		7,403.53	215.22	0.00	11.28	8,076.15		0.00	142.23	6,444.94

Handwritten signature

Investment Income Report

As at 30 June 2023



Investment	Total Income	Franked	Unfranked	Interest/ Other	Franking Credits	Foreign Income	Foreign Credits * 1	Assessable Income (Excl. Capital Gains) * 2	TFN Credits	Other Deductions	Distributed Capital Gains	Non- Assessable Payments
	72,715.66	15,290.28	8,621.52	8,394.67	6,577.05	0.00	11.28	65,209.07	17.27	0.00	142.23	6,444.94

Assessable Income (Excl. Capital Gains) **65,209.07**

Net Capital Gain **95.30**

Total Assessable Income 65,304.37

* 1 Includes foreign credits from foreign capital gains.

* 2 Assessable Income in the SMSF Annual Return will be different as capital gains and losses from disposals of assets have not been included.

For a breakdown of Distributed Capital Gains and Non-Assessable Payments refer to Distributions Reconciliation Report.

Document electronically signed



www.fusesign.com

Document Details

Document ID	dfa545ba-b9d6-40b3-90c5-6bfd4dc01093
Document Bundle ID	cab20000-4898-0022-f069-08dbef074859
Uploaded to FuseSign	2023-11-28 08:00 +10:00
FuseSign subscriber	Green Frog Super
Initiator email	support@greenfrogsuper.com.au
Signed by	Andrew Narunsky (andrew@cw.com.au +61 xxxxxxx 320), Hayley Narunsky (hayley@cw.com.au +61 xxxxxxx 288)
System finalisation	2023-12-04 06:37 +10:00
Verify URL	https://app.fuse.work/fusesign/verify/dfa545ba-b9d6-40b3-90c5-6bfd4dc01093

Document Signers

Signer 1

Name	Andrew Narunsky
Email	andrew@cw.com.au
Mobile	+61 xxxxxxx 320
IP Address	110.142.82.21
Verification Mode	SMS Code

CAB20000-4898-0022-F7E3-08DBF2D9C0B7

Signer 2

Name	Hayley Narunsky
Email	hayley@cw.com.au
Mobile	+61 xxxxxxx 288
IP Address	110.142.82.21
Verification Mode	SMS Code

CAB20000-4898-0022-E1E7-08DBF43FA8B4

DOCUMENT AUDIT LOG

DATE TIME	USER	TRANSACTION
2023-11-28 08:00 +10:00	SUPPORT@GREENFROGSUPER.COM.AU	DOCUMENT BUNDLE CREATED BY KAREN BARNES (SUPPORT@GREENFROGSUPER.COM.AU) (SOURCE IP ADDRESS: 60.241.65.126)
2023-11-28 08:00 +10:00	SYSTEM	EMAILS SENT TO: ANDREW@CWC.COM.AU (8 DOCUMENTS - 7 ACTIONS) HAYLEY@CWC.COM.AU (8 DOCUMENTS - 7 ACTIONS) SMSS SENT TO: ANDREW NARUNSKY - +61 XXXXXXX 320 (8 DOCUMENTS - 7 ACTIONS) HAYLEY NARUNSKY - +61 XXXXXXX 288 (8 DOCUMENTS - 7 ACTIONS)
2023-12-02 10:52 +10:00	ANDREW NARUNSKY	SMS VERIFICATION REQUESTED TO MOBILE ENDING IN 320
2023-12-02 10:52 +10:00	ANDREW NARUNSKY	CODE ENTERED AND VERIFIED
2023-12-02 10:52 +10:00	ANDREW NARUNSKY	LINK OPENED FROM IP 110.142.82.21
2023-12-02 10:52 +10:00	ANDREW NARUNSKY	DOWNLOADED ALL DOCUMENTS
2023-12-02 11:08 +10:00	ANDREW NARUNSKY	LINK OPENED FROM IP 110.142.82.21
2023-12-02 11:54 +10:00	ANDREW NARUNSKY	SMS VERIFICATION REQUESTED TO MOBILE ENDING IN 320
2023-12-02 11:55 +10:00	ANDREW NARUNSKY	CODE ENTERED AND VERIFIED
2023-12-02 11:55 +10:00	ANDREW NARUNSKY	LINK OPENED FROM IP 110.142.82.21
2023-12-02 11:55 +10:00	ANDREW NARUNSKY	DOCUMENT SIGNED: 2023 FINANCIAL STATEMENTS
2023-12-02 11:55 +10:00	ANDREW NARUNSKY	ANDREW NARUNSKY HAS COMPLETED BUNDLE CAB20000-4898-0022-F069-08DBEF074859
2023-12-04 06:01 +10:00	SYSTEM	AUTOMATED REMINDER SENT TO HAYLEY NARUNSKY VIA HAYLEY@CWC.COM.AU (7 ACTIONS)
2023-12-04 06:36 +10:00	HAYLEY NARUNSKY	SMS VERIFICATION REQUESTED TO MOBILE ENDING IN 288
2023-12-04 06:36 +10:00	HAYLEY NARUNSKY	CODE ENTERED AND VERIFIED
2023-12-04 06:36 +10:00	HAYLEY NARUNSKY	LINK OPENED FROM IP 110.142.82.21
2023-12-04 06:37 +10:00	HAYLEY NARUNSKY	DOCUMENT SIGNED: 2023 FINANCIAL STATEMENTS
2023-12-04 06:37 +10:00	SYSTEM	FINALISING DOCUMENT (DFA545BA-B9D6-40B3-90C5-6BFD4DC01093)

More Information

For more information on electronic signatures and to validate this document was signed by the parties listed above, please visit www.fusesign.com