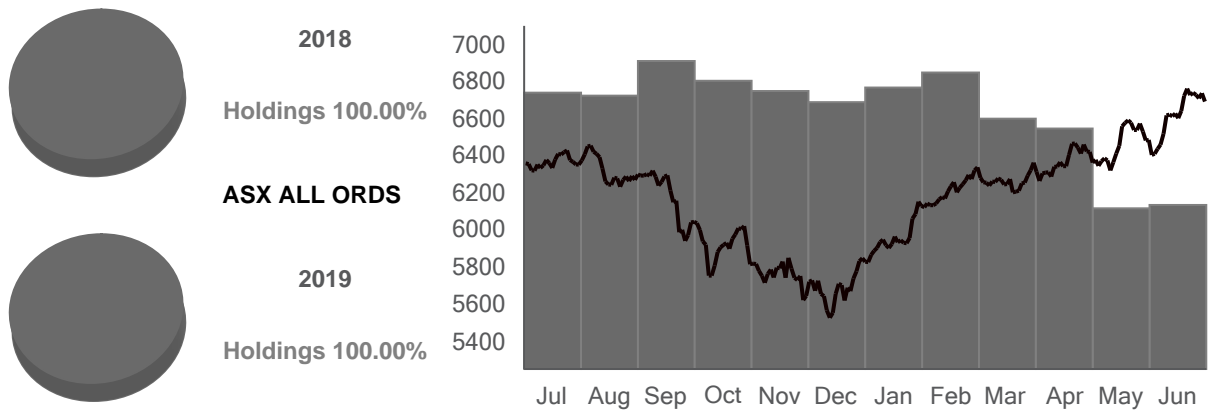


Trading Account Summary

01 Jul 2018 - 30 Jun 2019

Summary Information A/C 239279	+/-	
Holdings valuation at start of period		\$71,326.89
Holdings valuation at end of period	(\$28,283.36)	\$43,043.53
Portfolio at start of period		\$71,326.89
Portfolio at end of period	(\$28,283.36)	\$43,043.53
Total portfolio value		\$43,043.53
Total brokerage		\$107.57
Information service fees		\$0.00
Estimated dividends and distributions		\$3,894.98
Estimated franking credits		\$1,543.17



While every effort has been made to provide you with an accurate statement, we give no warranty of accuracy or reliability and take no responsibility for any errors or omissions including negligence by any officers, employees or agents. We encourage you to confirm the information, holdings and valuations contained herein. Information contained in the report may only relate to the period since you commenced our service.

Copyright © 2020 Third Party Platform Pty Limited. All rights reserved.

Macquarie Online Trading is a service provided by Third Party Platform Pty Ltd ("TPP") ABN 74 121 227 905 AFSL No. 314341, at the request of Macquarie Bank Limited ABN 46 008 583 542 AFSL 237502 ("MBL"). TPP is a Participant of the ASX Group. Neither TPP nor MBL are representatives of each other. Some of the fees paid to TPP for the provision of its services will be remitted to MBL. TPP and MBL do not provide personal financial advice in relation to Macquarie Online Trading. You should consider your own financial situation, particular needs and investment objectives before acting on any of the information available on this report.

Holdings valuation

01 Jul 2018 - 30 Jun 2019

Holdings valuation at 1 Jul 2018

\$71,326.89

Equities

ASX code	Description	Quantity	Cost Price	Price	Value
ANZ	ANZ BANK FPO	332	\$24.32	\$28.240	\$9,375.68
BUB	BUBS AUST FPO	2,339	\$0.86	\$0.775	\$1,812.73
D13	DEL 13 FPO	25,000	\$0.08	\$0.090	\$2,250.00
LYC	LYNAS FPO	1,081	\$0.00	\$2.340	\$2,529.54
MQG	MACQ GROUP FPO	100	\$86.20	\$123.650	\$12,365.00
NAB	NAT. BANK FPO	319	\$25.69	\$27.410	\$8,743.79
ORG	ORIGIN ENE FPO	1,383	\$5.71	\$10.030	\$13,871.49
PM1	PURE MIN FPO	125,000	\$0.02	\$0.014	\$1,750.00
TLS	TELSTRA FPO	6,428	\$3.57	\$2.620	\$16,841.36
WBC	WESTPAC FPO	61	\$32.88	\$29.300	\$1,787.30
Sub total					\$71,326.89

Holdings valuation at 30 Jun 2019

\$43,043.53

Equities

ASX code	Description	Quantity	Cost Price	Price	Value
ANZ	ANZ BANK FPO	332	\$24.32	\$28.210	\$9,365.72
D13	DEL 13 FPO	25,000	\$0.08	\$0.041	\$1,025.00
NAB	NAT. BANK FPO	319	\$25.69	\$26.720	\$8,523.68
ORG	ORIGIN ENE FPO	1,383	\$5.71	\$7.310	\$10,109.73
PM1	PURE MIN FPO	125,000	\$0.02	\$0.018	\$2,250.00
WBC	WESTPAC FPO	415	\$28.80	\$28.360	\$11,769.40
Sub total					\$43,043.53

While every effort has been made to provide you with an accurate statement, we give no warranty of accuracy or reliability and take no responsibility for any errors or omissions including negligence by any officers, employees or agents. We encourage you to confirm the information, holdings and valuations contained herein. Information contained in the report may only relate to the period since you commenced our service.

Copyright © 2020 Third Party Platform Pty Limited. All rights reserved.

Macquarie Online Trading is a service provided by Third Party Platform Pty Ltd ("TPP") ABN 74 121 227 905 AFSL No. 314341, at the request of Macquarie Bank Limited ABN 46 008 583 542 AFSL 237502 ("MBL"). TPP is a Participant of the ASX Group. Neither TPP nor MBL are representatives of each other. Some of the fees paid to TPP for the provision of its services will be remitted to MBL. TPP and MBL do not provide personal financial advice in relation to Macquarie Online Trading. You should consider your own financial situation, particular needs and investment objectives before acting on any of the information available on this report.

Holdings valuation (continued)

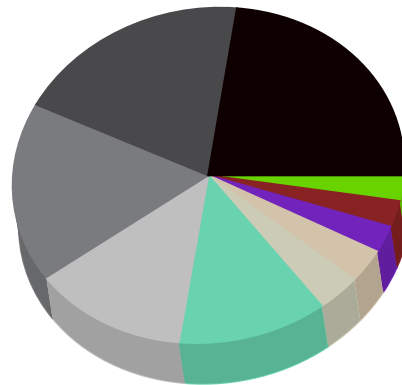
01 Jul 2018 - 30 Jun 2019

Holdings valuation at 1 Jul 2018

\$71,326.89

Holdings composition 1 Jul 2018

TLS 23.61%	NAB 12.26%	WBC 2.51%
ORG 19.45%	LYC 3.55%	PM1 2.45%
MQG 17.34%	D13 3.15%	
ANZ 13.14%	BUB 2.54%	

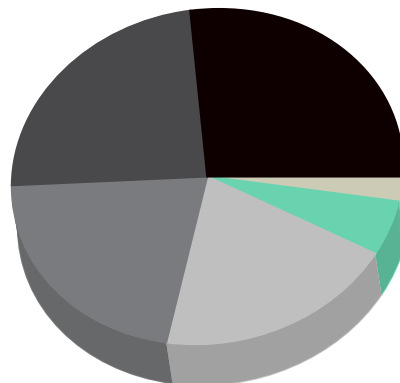


Holdings valuation at 30 Jun 2019

\$43,043.53

Holdings composition 30 Jun 2019

WBC 27.34%	ANZ 21.76%	PM1 5.23%
ORG 23.49%	NAB 19.80%	D13 2.38%



While every effort has been made to provide you with an accurate statement, we give no warranty of accuracy or reliability and take no responsibility for any errors or omissions including negligence by any officers, employees or agents. We encourage you to confirm the information, holdings and valuations contained herein. Information contained in the report may only relate to the period since you commenced our service.

Copyright © 2020 Third Party Platform Pty Limited. All rights reserved.

Macquarie Online Trading is a service provided by Third Party Platform Pty Ltd ("TPP") ABN 74 121 227 905 AFSL No. 314341, at the request of Macquarie Bank Limited ABN 46 008 583 542 AFSL 237502 ("MBL"). TPP is a Participant of the ASX Group. Neither TPP nor MBL are representatives of each other. Some of the fees paid to TPP for the provision of its services will be remitted to MBL. TPP and MBL do not provide personal financial advice in relation to Macquarie Online Trading. You should consider your own financial situation, particular needs and investment objectives before acting on any of the information available on this report.

Transaction summary

01 Jul 2018 - 30 Jun 2019

Equities

BUB BUBS AUST LTD ORDINARY

Date	Type	Action	Quantity	Unit price	Trade value	Brokerage	Other fees	GST	Total value
13/11/2017	Buy	B3366632	2,339	\$0.8550	\$1,999.84	\$18.14	\$0.00	\$1.81	\$2,019.79
24/04/2019	Sell	S4261607	(2,339)	\$0.9600	(\$2,245.44)	\$18.14	\$0.00	\$1.81	(\$2,225.49)
Sub total			0						

LYC LYNAS CORPORATION ORDINARY

Date	Type	Action	Quantity	Unit price	Trade value	Brokerage	Other fees	GST	Total value
04/09/2017	Buy	B3242133	10,810	\$0.1850	\$1,999.85	\$18.14	\$0.00	\$1.81	\$2,019.80
04/12/2017	Out	Transfer	(10,810)	\$0.0000	(\$0.00)	\$0.00	\$0.00	\$0.00	(\$0.00)
04/12/2017	In	Transfer	1,081	\$0.0000	\$0.00	\$0.00	\$0.00	\$0.00	\$0.00
05/04/2019	Sell	S4233300	(1,081)	\$2.1300	(\$2,302.53)	\$18.14	\$0.00	\$1.81	(\$2,282.58)
Sub total			0						

MQG MACQUARIE GROUP LTD ORDINARY

Date	Type	Action	Quantity	Unit price	Trade value	Brokerage	Other fees	GST	Total value
22/03/2017	Buy	B2988041	100	\$86.0000	\$8,600.00	\$18.14	\$0.00	\$1.81	\$8,619.95
29/03/2019	Sell	S4219037	(100)	\$128.9700	(\$12,897.00)	\$18.14	\$0.00	\$1.81	(\$12,877.05)
Sub total			0						

TLS TELSTRA CORPORATION. ORDINARY

Date	Type	Action	Quantity	Unit price	Trade value	Brokerage	Other fees	GST	Total value
21/09/2017	Buy	B3270239	5,000	\$3.5800	\$17,900.00	\$19.53	\$0.00	\$1.95	\$17,921.48

While every effort has been made to provide you with an accurate statement, we give no warranty of accuracy or reliability and take no responsibility for any errors or omissions including negligence by any officers, employees or agents. We encourage you to confirm the information, holdings and valuations contained herein. Information contained in the report may only relate to the period since you commenced our service.

Copyright © 2020 Third Party Platform Pty Limited. All rights reserved.

Macquarie Online Trading is a service provided by Third Party Platform Pty Ltd ("TPP") ABN 74 121 227 905 AFSL No. 314341, at the request of Macquarie Bank Limited ABN 46 008 583 542 AFSL 237502 ("MBL"). TPP is a Participant of the ASX Group. Neither TPP nor MBL are representatives of each other. Some of the fees paid to TPP for the provision of its services will be remitted to MBL. TPP and MBL do not provide personal financial advice in relation to Macquarie Online Trading. You should consider your own financial situation, particular needs and investment objectives before acting on any of the information available on this report.

Transaction summary (continued)

01 Jul 2018 - 30 Jun 2019

02/10/2017	Buy	B3284813	1,428	\$3.4900	\$4,983.72	\$18.14	\$0.00	\$1.81	\$5,003.67
24/05/2019	Sell	S4318653	(6,428)	\$3.6000	(\$23,140.80)	\$25.25	\$0.00	\$2.52	(\$23,113.03)
Sub total			0						

WBC WESTPAC BANKING CORP ORDINARY

Date	Type	Action	Quantity	Unit price	Trade value	Brokerage	Other fees	GST	Total value
07/11/2017	Buy	B3352836	61	\$32.5500	\$1,985.55	\$18.14	\$0.00	\$1.81	\$2,005.50
25/09/2018	Buy	B3910461	354	\$28.0400	\$9,926.16	\$18.14	\$0.00	\$1.81	\$9,946.11
Sub total			415						

Please note that the Transaction Date listed of any Off Market Transfers (Transfer) may not necessarily match the Date of Purchase listed on the Off Market transfer form.

While every effort has been made to provide you with an accurate statement, we give no warranty of accuracy or reliability and take no responsibility for any errors or omissions including negligence by any officers, employees or agents. We encourage you to confirm the information, holdings and valuations contained herein. Information contained in the report may only relate to the period since you commenced our service.

Copyright © 2020 Third Party Platform Pty Limited. All rights reserved.

Macquarie Online Trading is a service provided by Third Party Platform Pty Ltd ("TPP") ABN 74 121 227 905 AFSL No. 314341, at the request of Macquarie Bank Limited ABN 46 008 583 542 AFSL 237502 ("MBL"). TPP is a Participant of the ASX Group. Neither TPP nor MBL are representatives of each other. Some of the fees paid to TPP for the provision of its services will be remitted to MBL. TPP and MBL do not provide personal financial advice in relation to Macquarie Online Trading. You should consider your own financial situation, particular needs and investment objectives before acting on any of the information available on this report.

Brokerage & information services

01 Jul 2018 - 30 Jun 2019

September 2018	Amount	GST	Total
Brokerage and trail fees	\$18.14	\$1.81	\$19.95
Information services	\$0.00	\$0.00	\$0.00
	\$18.14	\$1.81	\$19.95

March 2019	Amount	GST	Total
Brokerage and trail fees	\$18.14	\$1.81	\$19.95
Information services	\$0.00	\$0.00	\$0.00
	\$18.14	\$1.81	\$19.95

April 2019	Amount	GST	Total
Brokerage and trail fees	\$36.28	\$3.62	\$39.90
Information services	\$0.00	\$0.00	\$0.00
	\$36.28	\$3.62	\$39.90

While every effort has been made to provide you with an accurate statement, we give no warranty of accuracy or reliability and take no responsibility for any errors or omissions including negligence by any officers, employees or agents. We encourage you to confirm the information, holdings and valuations contained herein. Information contained in the report may only relate to the period since you commenced our service.

Copyright © 2020 Third Party Platform Pty Limited. All rights reserved.

Macquarie Online Trading is a service provided by Third Party Platform Pty Ltd ("TPP") ABN 74 121 227 905 AFSL No. 314341, at the request of Macquarie Bank Limited ABN 46 008 583 542 AFSL 237502 ("MBL"). TPP is a Participant of the ASX Group. Neither TPP nor MBL are representatives of each other. Some of the fees paid to TPP for the provision of its services will be remitted to MBL. TPP and MBL do not provide personal financial advice in relation to Macquarie Online Trading. You should consider your own financial situation, particular needs and investment objectives before acting on any of the information available on this report.

Brokerage & information services (continued)

01 Jul 2018 - 30 Jun 2019

May 2019	Amount	GST	Total
Brokerage and trail fees	\$25.25	\$2.52	\$27.77
Information services	\$0.00	\$0.00	\$0.00
	\$25.25	\$2.52	\$27.77

Brokerage total	\$97.81	\$9.76	\$107.57
Information services total	\$0.00	\$0.00	\$0.00

While every effort has been made to provide you with an accurate statement, we give no warranty of accuracy or reliability and take no responsibility for any errors or omissions including negligence by any officers, employees or agents. We encourage you to confirm the information, holdings and valuations contained herein. Information contained in the report may only relate to the period since you commenced our service.

Copyright © 2020 Third Party Platform Pty Limited. All rights reserved.

Macquarie Online Trading is a service provided by Third Party Platform Pty Ltd ("TPP") ABN 74 121 227 905 AFSL No. 314341, at the request of Macquarie Bank Limited ABN 46 008 583 542 AFSL 237502 ("MBL"). TPP is a Participant of the ASX Group. Neither TPP nor MBL are representatives of each other. Some of the fees paid to TPP for the provision of its services will be remitted to MBL. TPP and MBL do not provide personal financial advice in relation to Macquarie Online Trading. You should consider your own financial situation, particular needs and investment objectives before acting on any of the information available on this report.

Estimated dividends & distributions

01 Jul 2018 - 30 Jun 2019

ANZ ANZ BANKING GRP LTD ORDINARY

Ex div. date	Payment date	Type	Div. amount	Franking %	Balance	Franking credit	Est. dividend
14/05/2018	02/07/2018	Interim	\$0.80	100.00%	332	\$113.83	\$265.60
12/11/2018	18/12/2018	Final	\$0.80	100.00%	332	\$113.83	\$265.60
Estimated sub total						\$227.66	\$531.20

MQG MACQUARIE GROUP LTD ORDINARY

Ex div. date	Payment date	Type	Div. amount	Franking %	Balance	Franking credit	Est. dividend
14/05/2018	03/07/2018	Final	\$3.20	45.00%	100	\$61.71	\$320.00
12/11/2018	18/12/2018	Interim	\$2.15	45.00%	100	\$41.46	\$215.00
Estimated sub total						\$103.17	\$535.00

NAB NATIONAL AUST. BANK ORDINARY

Ex div. date	Payment date	Type	Div. amount	Franking %	Balance	Franking credit	Est. dividend
15/05/2018	05/07/2018	Interim	\$0.99	100.00%	319	\$135.35	\$315.81
08/11/2018	14/12/2018	Final	\$0.99	100.00%	319	\$135.35	\$315.81
Estimated sub total						\$270.70	\$631.62

ORG ORIGIN ENERGY ORDINARY

Ex div. date	Payment date	Type	Div. amount	Franking %	Balance	Franking credit	Est. dividend
01/03/2019	29/03/2019	Interim	\$0.10	100.00%	1,383	\$59.27	\$138.30
Estimated sub total						\$59.27	\$138.30

While every effort has been made to provide you with an accurate statement, we give no warranty of accuracy or reliability and take no responsibility for any errors or omissions including negligence by any officers, employees or agents. We encourage you to confirm the information, holdings and valuations contained herein. Information contained in the report may only relate to the period since you commenced our service.

Copyright © 2020 Third Party Platform Pty Limited. All rights reserved.

Macquarie Online Trading is a service provided by Third Party Platform Pty Ltd ("TPP") ABN 74 121 227 905 AFSL No. 314341, at the request of Macquarie Bank Limited ABN 46 008 583 542 AFSL 237502 ("MBL"). TPP is a Participant of the ASX Group. Neither TPP nor MBL are representatives of each other. Some of the fees paid to TPP for the provision of its services will be remitted to MBL. TPP and MBL do not provide personal financial advice in relation to Macquarie Online Trading. You should consider your own financial situation, particular needs and investment objectives before acting on any of the information available on this report.

Estimated dividends & distributions (continued)

01 Jul 2018 - 30 Jun 2019

TLS TELSTRA CORPORATION. ORDINARY

Ex div. date	Payment date	Type	Div. amount	Franking %	Balance	Franking credit	Est. dividend
29/08/2018	27/09/2018	Final	\$0.11	100.00%	6,428	\$303.03	\$707.08
27/02/2019	29/03/2019	Interim	\$0.08	100.00%	6,428	\$220.39	\$514.24
Estimated sub total						\$523.42	\$1,221.32

WBC WESTPAC BANKING CORP ORDINARY

Ex div. date	Payment date	Type	Div. amount	Franking %	Balance	Franking credit	Est. dividend
17/05/2018	04/07/2018	Interim	\$0.94	100.00%	61	\$24.57	\$57.34
13/11/2018	20/12/2018	Final	\$0.94	100.00%	415	\$167.19	\$390.10
16/05/2019	24/06/2019	Interim	\$0.94	100.00%	415	\$167.19	\$390.10
Estimated sub total						\$358.95	\$837.54

Estimated total \$1,543.17 \$3,894.98

The information presented in this report is a general estimation and is intended as a guide for indicative purposes only. It is an extrapolation of our understanding of your holdings against publicly available dividend entitlement and payment information. It should not be considered a replacement for your own records. We encourage you to confirm the information and holdings represented here.

While every effort has been made to provide you with an accurate statement, we give no warranty of accuracy or reliability and take no responsibility for any errors or omissions including negligence by any officers, employees or agents. We encourage you to confirm the information, holdings and valuations contained herein. Information contained in the report may only relate to the period since you commenced our service.

Copyright © 2020 Third Party Platform Pty Limited. All rights reserved.

Macquarie Online Trading is a service provided by Third Party Platform Pty Ltd ("TPP") ABN 74 121 227 905 AFSL No. 314341, at the request of Macquarie Bank Limited ABN 46 008 583 542 AFSL 237502 ("MBL"). TPP is a Participant of the ASX Group. Neither TPP nor MBL are representatives of each other. Some of the fees paid to TPP for the provision of its services will be remitted to MBL. TPP and MBL do not provide personal financial advice in relation to Macquarie Online Trading. You should consider your own financial situation, particular needs and investment objectives before acting on any of the information available on this report.