
Workpapers - 2022 Financial Year

Lamonaca Superannuation Fund

Preparer: Mc Ren Sotto

Reviewer: Steven Lee

Printed: 06 October 2022

Lead Schedule

2022 Financial Year

Code	Workpaper	CY Balance	LY Balance	Change	Status
23800	Distributions Received	(\$801.67)	(\$2,880.69)	(72.17)%	Completed
23900	Dividends Received	(\$8,464.19)	(\$3,140.70)	169.5%	Completed
24700	Changes in Market Values of Investments	\$19,291.86	(\$24,273.73)	(179.48)%	Completed
24800	Changes in Market Values of Other Assets		(\$316.88)	100%	Completed
25000	Interest Received	(\$9.53)	(\$25.54)	(62.69)%	Completed
26500	Other Investment Income		(\$15.59)	100%	Completed
30100	Accountancy Fees	\$1,778.00	\$440.00	304.09%	Completed
30400	ATO Supervisory Levy	\$259.00	\$259.00	0%	Completed
30700	Auditor's Remuneration	\$550.00	\$450.00	22.22%	Completed
41600	Pensions Paid	\$2,500.00		100%	Completed
48500	Income Tax Expense	(\$2,966.05)	\$1,223.04	(342.51)%	Completed
49000	Profit/Loss Allocation Account	(\$11,848.94)	\$28,281.09	(141.9)%	Rework Required
50000	Members	(\$111,787.30)	(\$123,636.24)	(9.58)%	Rework Required
60400	Bank Accounts	\$13,248.84	\$2,776.98	377.1%	Rework Required
61800	Distributions Receivable	\$303.48	\$1,440.96	(78.94)%	Completed
72300	Derivatives (Options, Hybrids, Future Contracts)	\$9.56		100%	Completed
77600	Shares in Listed Companies (Australian)	\$83,173.93	\$55,696.04	49.34%	Completed

Code	Workpaper	CY Balance	LY Balance	Change	Status
78000	Stapled Securities	\$6,200.00	\$26,522.41	(76.62)%	Completed
78200	Units in Listed Unit Trusts (Australian)	\$5,885.44	\$38,422.89	(84.68)%	Completed
85000	Income Tax Payable /Refundable	\$2,966.05	(\$934.56)	(417.37)%	Completed
89000	Deferred Tax Liability/Asset		(\$288.48)	100%	Rework Required
A	Financial Statements				Completed
B	Permanent Documents				Completed
C	Other Documents				Completed
D	Pension Documentation				Completed
E	Estate Planning				Completed

23800 - Distributions Received

2022 Financial Year

Preparer Mc Ren Sotto

Reviewer Steven Lee

Status Completed

Account Code	Description	CY Balance	LY Balance	Change
ABP.AX1	Abacus Property Group		(\$559.22)	100%
ARF.AX	Arena Reit.		(\$369.36)	100%
AVN.AX	Aventus Group	(\$198.55)		100%
CQE.AX	Charter Hall Social Infrastructure Reit		(\$509.57)	100%
DXS.AX2	Dexus		(\$482.03)	100%
GDI.AX	GDI Property Group		(\$694.17)	100%
HDN.AX1	Homeco Daily Needs Reit	(\$193.12)		100%
HPI.AX2	Hotel Property Investments	(\$410.00)		100%
MFGO.AX	Magellan Financial Group Limited			0%
SYI.AX	Spdr Msci Australia Select High Dividend Yield Fund		(\$82.54)	100%
VHY.AX	Vanguard Australian Shares High Yield Etf		(\$183.80)	100%
	TOTAL	CY Balance	LY Balance	
		(\$801.67)	(\$2,880.69)	

Supporting Documents

- Distribution Reconciliation Report [Report](#)
- AVN_Distribution_Advice_2021_11_18.pdf [AVN.AX](#)
- AVN_Tax_Statement_2021_22 (2).pdf [AVN.AX](#)
- AVN_Distribution_Advice_2022_02_04.pdf [AVN.AX](#)
- HDN_Tax_Statement_2021_22 (2).pdf [HDN.AX1](#)
- HDN_Distribution_Advice_2022_05_20.pdf [HDN.AX1](#)
- HPI_Distribution_Advice_2022_03_04.pdf [HPI.AX2](#)
- HPI_Tax_Statement_2021_22 (5).pdf [HPI.AX2](#)

Standard Checklist

- Attach a copy of all Tax Statements
- Attach a copy of Distribution Reconciliation Report
- Ensure all Distributions have been reviewed on [Distribution Tax Automation](#)

Lamonaca Superannuation Fund

Distribution Reconciliation Report

For The Period 01 July 2021 - 30 June 2022

Date	Non Primary Production Income (A) * ₁				Distributed Capital Gains (B) * ₂					Foreign Income * ₃		Non-Assessable				Taxable Income
	Payment Received	Franked	Unfranked	Interest/ Other	Franking Credits	Discounted (After Discount)	Rate * ₅	CGT Concession	Indexed	Other	Foreign Income	Foreign Credits	Tax Exempt	Tax Free	Tax Deferred / AMIT * ₆	
Derivatives (Options, Hybrids, Future Contracts)																
MFGO.AX Magellan Financial Group Limited																
23/07/2021	0.00						S									0.00
	0.00															0.00
	0.00															0.00
Stapled Securities																
AVN.AX Aventus Group																
18/11/2021	94.05						S									0.00
04/02/2022	104.50						S									0.00
30/06/2022	0.00			142.42			I									56.13
	198.55			142.42												56.13
	<i>Net Cash Distribution:</i>	198.55														
HPI.AX Hotel Property Investments																
04/03/2022	204.00						S									0.00
30/06/2022	206.00						S									0.00
30/06/2022	0.00	0.00	0.00	0.00	0.00	0.00	I	0.00	0.00	0.00	0.00	0.00	0.00	0.00	0.00	410.00
	410.00	0.00	0.00	0.00	0.00	0.00		0.00	0.00	0.00	0.00	0.00	0.00	0.00	0.00	410.00
	<i>Net Cash Distribution:</i>	410.00														

Lamonaca Superannuation Fund

Distribution Reconciliation Report

For The Period 01 July 2021 - 30 June 2022

Date	Non Primary Production Income (A) * ₁					Distributed Capital Gains (B) * ₂					Foreign Income * ₃		Non-Assessable			Taxable Income
	Payment Received	Franked	Unfranked	Interest/ Other	Franking Credits	Discounted (After Discount)	Rate * ₅	CGT Concession	Indexed	Other	Foreign Income	Foreign Credits	Tax Exempt	Tax Free	Tax Deferred / AMIT * ₆	
	608.55	0.00	0.00	142.42	0.00	0.00		0.00	0.00	0.00	0.00	0.00	0.00	0.00	466.13	142.42

Units in Listed Unit Trusts (Australian)

HDN.AX Homeco Daily Needs Reit

20/05/2022	95.64							S							0.00	
30/06/2022	97.48							S							0.00	
30/06/2022	0.00			80.99				I							112.13	80.99
	193.12			80.99											112.13	80.99
<i>Net Cash Distribution:</i>	<i>193.12</i>															
	193.12			80.99											112.13	80.99

Lamonaca Superannuation Fund

Distribution Reconciliation Report

For The Period 01 July 2021 - 30 June 2022

Date	Non Primary Production Income (A) * ₁				Distributed Capital Gains (B) * ₂				Foreign Income * ₃			Non-Assessable			Taxable Income	
	Payment Received	Franked	Unfranked	Interest/ Other	Franking Credits	Discounted (After Discount)	Rate * ₅	CGT Concession	Indexed	Other	Foreign Income	Foreign Credits	Tax Exempt	Tax Free		Tax Deferred / AMIT * ₆
TOTAL	801.67	0.00	0.00	223.41	0.00	0.00		0.00	0.00	0.00	0.00	0.00	0.00	0.00	578.26	223.41

Total Distributed Gains

Discount Rate	Discounted	Gross
Superfund 1/3	0.00	0.00
Individual 50%(I)	0.00	0.00
Total	0.00	0.00

*₁ Summary of Non Primary Production Income (A)

Tax Label	Franked	Unfranked	Interest/Other	Less Other Deduction	Income Before Credits * ₇	Franking Credits	Total Including Credits
11M Gross trust distributions	0.00	0.00	223.41	0.00	223.41	0.00	223.41

*₂ Forms part of the Net Capital Gains calculation for Tax Label 11A.

*₃ Forms part of the Foreign Credits calculation for Tax Label 11D, D1, 13C1.

*₄ Taxable Income is designed to match Tax Statement provided by Fund Manager.

Taxable Income in the SMSF Annual Return will be different due to application of Capital Losses in Net Capital Gain calculation and application of different discount method.

*₅ This is the discount rate selected for the transaction. "S" being Super Funds at 1/3 and "I" being Individual at 50%.

*₆ AMIT cost base net increase is reflected as negative amount i.e. negative tax deferred and AMIT cost base net decrease is reflected as positive amount i.e. positive tax deferred.


*₇ Sum of Income Before Credits reconciles with Taxable Trust Distributions in Statement of Taxable Income.

^ Variance between Payment Received and Net Cash Distribution.



Aventus Holdings Limited (40 627 640 180) (Company)
 Aventus Capital Limited (34 606 555 480)
 as a responsible entity of the Aventus Retail Property Fund (Trust)

All Registry communications to:
 Link Market Services Limited
 Locked Bag A14
 Sydney South NSW 1235 Australia
 Telephone: +61 1300 554 474
 Outside Australia: +61 2 8767 1000
 Facsimile: +61 2 9287 0303
 ASX Code: AVN
 Email: registrars@linkmarketservices.com.au
 Website: www.linkmarketservices.com.au

 007 000280
 MR MICHAEL LAMONACA &
 MS PAULA LAMONACA
 <LAMONACA SUPERANNUATION A/C>
 4 PALM STREET
 ST IVES NSW 2075

Key Details
Payment date: 18 November 2021
Record date: 30 September 2021
SRN/HIN: X*****4907
 TFN/ABN RECEIVED AND RECORDED

Statement for the period ended 30 September 2021

The distribution of 4.5 cents per Stapled Security is a distribution from the Aventus Retail Property Fund only. No dividend is being paid from Aventus Holdings Limited. The final details of the distribution components (including any non-assessable amounts) will be advised in the Annual Taxation Statement for the year ending 30 June 2022.

Class description	Rate per unit/security	Participating units/securities	Gross amount	Withholding tax	Net amount
Stapled Securities	\$0.045	2,090	\$94.05	\$0.00	\$94.05
Total net amount:					\$94.05

PAYMENT INSTRUCTIONS

METWAY (SUNCORP-METWAY)

BSB: 484-799
ACC: *****5081 **ACCOUNT NAME:** LAMONACA SUPERANNUATION
PAYMENT REFERENCE NUMBER: 001268801303

The payment has been made to the above account. If this account is not valid please turn over for instructions to update your details. Once your details have been updated, payment will be made within 4 weeks.

IF YOU ARE IN ANY DOUBT AS TO YOUR TAX POSITION, PLEASE CONTACT YOUR PROFESSIONAL ADVISOR.

The Trust is not a managed investment trust (MIT) for the purposes of Subdivision 12-H of Schedule 1 of the Taxation Administration Act 1953 (Cth) in respect of the income year ending 30 June 2022.

Please ensure your details are current by viewing and updating via the online service centre (Instructions overleaf).

Periodic statement information can be obtained from the Investor Info section under the AVN Periodic Statements tab at <http://www.ventusgroup.com.au>.

Update your details online



What you need to do:

We need the following details to administer your security holding. To update your information in a fast, secure and environmentally friendly way visit www.linkmarketservices.com.au

1	<p>Bank account details</p> <p>Payments will only be paid directly into your nominated bank account (if valid). Select Payments & Tax, click on Payment Instructions.</p> <p>If you wish to receive your payments in a foreign currency, simply select Foreign Currency Payment under the Payment Instructions menu subject to certain terms and conditions.</p> <p>You may wish to participate in the Reinvestment Plan (DRP), simply select Reinvestment Plans under the Payments & Tax menu (if DRP is applicable).</p>
2	<p>Email address</p> <p>Communication by email means you can be promptly notified of key company announcements, when payments are made and statements are available, and when voting can be accessed online for securityholder meetings. Select Communications, click on Preferences and select All communications electronically.</p>
3	<p>TFN, TFN exemption or ABN</p> <p>To update your Tax File Number (TFN), TFN exemption code or Australian Business Number (ABN) select Payments & Tax, click on Tax Details.</p>
4	<p>Foreign Account Tax Compliance Act (FATCA) & Common Reporting Standard (CRS)</p> <p>To update your FATCA/CRS details, select Payments & Tax, click on FATCA/CRS. Check if you have already self-certified this holding. If not, complete the online form and submit.</p>

How to update your information:

1. Login to Link's Investor Centre at www.linkmarketservices.com.au and click on 'Investor Login' or scan the QR Code (above).
2. Enter your email address and password in **Portfolio Login**.
3. If you do not have a **Portfolio*** login, please set up a portfolio by selecting **Register Now** and follow the prompts.

Authentication may be required depending on the value of your portfolio. If you are unable to update your address or bank account details online; you must complete the relevant forms (available on Link's website) and return the completed forms to Link.

How to register for a Portfolio:

1. Enter the Issuer's name/ASX Code.
2. You will need your HIN/SRN. This important information is on your holding statement. You should always ensure to keep this information in a safe place.
3. Your postcode or, if your registered address is overseas, click on the Outside Australia link and select your country of residence from the drop-down list.

* Setting up a Portfolio login allows you to easily manage your holdings across issuers who use Link as their registrar.

You can also manage your Link Portfolio on the go, simply download the **Link Investor Centre** mobile app from Apple Store or Google Play.



Aventus Holdings Limited (40 627 640 180) (Company)
Aventus Capital Limited (34 606 555 480)
as a responsible entity of the Aventus Retail Property Fund (Trust)

All Registry communications to:
Link Market Services Limited
Locked Bag A14
Sydney South, NSW, 1235
Telephone: +61 2 1300 554 474
Outside Australia: +61 2 8767 1000
Facsimile: +61 2 9287 0303
ASX Code: AVN (delisted on 14 March 2022)
Email: registrars@linkmarketservices.com.au
Website: www.linkmarketservices.com.au



007 000375

MR MICHAEL LAMONACA &
MS PAULA LAMONACA
<LAMONACA SUPERANNUATION A/C>
18/6 KING STREET
TURRAMURRA NSW 2074

Annual Tax Statement and Guide for the year ended 30 June 2022

Reference number: X*****4907
Statement date: 15 September 2022
TFN: Provided

Please refer to the relevant details of the distribution components below to assist you completing your 2022 Income Tax Return. If you have any questions regarding completion of your personal tax return you should contact a taxation adviser.

PART A: SUMMARY OF 2022 TAX RETURN/SUPPLEMENTARY SECTION ITEMS

	Amounts	2022 Tax Return Label
Distribution components		
Share of net income from trusts, less capital gains, foreign income and franked distributions	\$142.42	13U
Total current year capital gains	\$0.00	18H
Net capital gain	\$0.00	18A
Withholding Tax Withheld from Distribution		
Credit for TFN/ABN amounts withheld	\$0.00	13R/13P
Credit for non-resident interest withholding tax	\$0.00	13A
Credit for share of tax paid by trustee	\$0.00	13S

PART B: CGT INFORMATION – ADDITIONAL INFORMATION FOR ITEM 18

Capital gains: discounted method (grossed up amount)	\$0.00	
Capital gains: other method	\$0.00	
Total Current Year Capital Gains	\$0.00	
Tax-deferred amounts	\$56.13	

PART C: COMPONENTS OF DISTRIBUTION

	Cash distribution	Notes	Tax paid or tax offsets	Taxable amount
Australian income				
Interest	\$0.24	1	\$0.00	\$0.24
Other income	\$142.18	2	\$0.00	\$142.18
Total non-primary production income	\$142.42		\$0.00	\$142.42
Capital gains				
Discounted capital gains (50% discount)	\$0.00	3		
CGT concession amount	\$0.00	4		
Capital gains: other method	\$0.00	5		
Total distributed capital gains	\$0.00			
Other non-assessable amounts				
Tax-deferred amounts	\$56.13	6		
Gross cash distribution	\$198.55		\$0.00	\$198.55
Withholding amounts				
TFN/ABN amounts withheld	\$0.00	7		
Non-resident interest withholding tax	\$0.00	8		
Credit for share of tax paid by trustee	\$0.00	9		
Net Cash Distribution	\$198.55			

ON 4 MARCH 2022, ALL OF THE ISSUED UNITS IN AVENTUS RETAIL PROPERTY FUND WERE ACQUIRED BY HDN FUNDS MANAGEMENT LIMITED AS RESPONSIBLE ENTITY OF THE HOME CO DAILY NEEDS REIT (ASX: HDN) AND ALL OF THE ISSUED SHARES IN AVENTUS HOLDINGS LIMITED WERE ACQUIRED BY HOME CONSORTIUM LIMITED (ASX: HMC). AS A CONSEQUENCE, AVN WAS REMOVED FROM THE OFFICIAL LIST OF THE ASX ON 14 MARCH 2022.

ALL DISTRIBUTIONS FOR FY22 WERE DISTRIBUTIONS FROM THE AVENTUS RETAIL PROPERTY FUND. NO DIVIDEND WAS PAID IN FY22 FROM AVENTUS HOLDINGS LIMITED.

THIS STATEMENT CONSTITUTES A PAYMENT SUMMARY FOR THE PURPOSES OF THE TAXATION ADMINISTRATION ACT. PLEASE RETAIN THIS STATEMENT FOR YOUR TAX RECORDS. A FEE WILL BE CHARGED FOR REPLACEMENT COPIES OF THIS STATEMENT, HOWEVER REPLACEMENT COPIES OF THE 2022 ANNUAL TAX STATEMENT ARE AVAILABLE ONLINE VIA WWW.LINKMARKETSERVICES.COM.AU FREE OF CHARGE.

AVENTUS RETAIL PROPERTY FUND IS NOT A MANAGED INVESTMENT TRUST (MIT) FOR THE PURPOSES OF SUBDIVISION 12-H OF SCHEDULE 1 OF THE TAXATION ADMINISTRATION ACT 1953 (CTH) IN RESPECT OF THE INCOME YEAR ENDED 30 JUNE 2022.

ANNUAL TAXATION STATEMENT GUIDE

PART A – WHAT DO YOU DO WITH THE AMOUNTS THAT APPEAR IN PART A?

Your Annual Taxation Statement has been prepared to correspond with the distribution components and the relevant disclosures you are required to enter into your 2022 Individual Tax Return/Supplementary Section for Australian residents.

PART C – EXPLANATION OF DISTRIBUTION COMPONENTS NON-PRIMARY PRODUCTION INCOME

Note 1 – Interest

This income is in relation to any interest paid or credited to you from any source in Australia, including accounts and term deposits held with financial institutions in Australia.

Note 2 – Other income

This income is any other taxable income from Australian sources (excluding capital gains). Income at this item includes rental income from direct or indirect property investments.

CAPITAL GAINS

Note 3 – Discounted Capital Gains

Discounted capital gains are gains on the disposal of investments that have been held for at least 12 months. The gain has been reduced by 50 per cent as a result of the Capital Gains Tax (“CGT”) discount.

Note 4 – CGT Concession Amount

The CGT concession amount represents part of the CGT discount claimed by Aventus Property Retail Fund in calculating its net capital gain. The CGT concession amount does not need to be recorded in your Australian Income Tax Return and an adjustment to the cost of your units is not required.

Note 5 – Capital Gains – Other

This generally relates to capital gains on the disposal of assets have been held for less than 12 months.

OTHER NON-ASSESSABLE AMOUNTS

Note 6 – Tax-Deferred Amounts

Tax-deferred amounts are generally non-assessable for income tax purposes and are accordingly not required to be included in your Australian Income Tax Return. However, tax-deferred amounts received reduce the cost base and reduced cost base of your units by the tax-deferred amount. To the extent the total tax-deferred amounts received exceed the cost base of your units, the excess amounts received are treated as capital gains.

Note 7 - TFN/ABN amounts withheld

If you have not provided a TFN, ABN or exemption for your investment, withholding tax at the highest marginal tax rate (including Medicare Levy) of 47 per cent has been deducted from your distributions. You should record the total amount detailed at “TFN/ABN amounts withheld” at item 13R or 13P.

Note 8 - Non-resident interest withholding tax

If you are a non-resident unitholder, 10% non-resident interest withholding tax has been deducted from that portion of the distributions referable to Australian interest income.

Note 9 – Credit for share of tax paid by trustee

If you are a non-resident unitholder, the amount of tax that the trustee was required to pay in respect of the distributions paid to you has been deducted from that portion of the distributions that represents Australian sourced income (such as rental income and gains) other than dividends, interest or royalties. In determining the amount withheld from distributions to non-residents, any capital gains to which the CGT discount has been applied are grossed up, and withholding is levied on the grossed-up amount. You will be entitled to claim a credit for your share of tax paid by the trustee when you lodge your Australian 2022 income tax return.



Aventus Holdings Limited (40 627 640 180) (Company)
Aventus Capital Limited (34 606 555 480)
as a responsible entity of the Aventus Retail Property Fund (Trust)

All Registry communications to:
Link Market Services Limited
Locked Bag A14
Sydney South NSW 1235 Australia
Telephone: +61 1300 554 474
Outside Australia: +61 2 8767 1000
Facsimile: +61 2 9287 0303
ASX Code: AVN
Email: registrars@linkmarketservices.com.au
Website: www.linkmarketservices.com.au



007 000325

MR MICHAEL LAMONACA &
MS PAULA LAMONACA
<LAMONACA SUPERANNUATION A/C>
4 PALM STREET
ST IVES NSW 2075

Key Details

Payment date: 4 February 2022
Record date: 31 December 2021
SRN/HIN: X*****4907
TFN/ABN RECEIVED AND RECORDED

Statement for the period ended 31 December 2021

The distribution of 5.0 cents per Stapled Security is a distribution from the Aventus Retail Property Fund only. No dividend is being paid from Aventus Holdings Limited. The final details of the distribution components (including any non-assessable amounts) will be advised in the Annual Taxation Statement for the year ending 30 June 2022.

Class description	Rate per unit/security	Participating units/securities	Gross amount	Withholding tax	Net amount
Stapled Securities	\$0.05	2,090	\$104.50	\$0.00	\$104.50
Total net amount:					\$104.50

PAYMENT INSTRUCTIONS

METWAY (SUNCORP-METWAY)

BSB: 484-799

ACC: *****5081 ACCOUNT NAME: LAMONACA SUPERANNUATION

PAYMENT REFERENCE NUMBER: 001271043748

The payment has been made to the above account. If this account is not valid please turn over for instructions to update your details. Once your details have been updated, payment will be made within 4 weeks.

IF YOU ARE IN ANY DOUBT AS TO YOUR TAX POSITION, PLEASE CONTACT YOUR PROFESSIONAL ADVISOR.

The Trust is not a managed investment trust (MIT) for the purposes of Subdivision 12-H of Schedule 1 of the Taxation Administration Act 1953 (Cth) in respect of the income year ending 30 June 2022.

Please ensure your details are current by viewing and updating via the online service centre (Instructions overleaf).

Periodic statement information can be obtained from the Investor Info section under the AVN Periodic Statements tab at <http://www.ventusgroup.com.au>.

Update your details online



What you need to do:

We need the following details to administer your security holding. To update your information in a fast, secure and environmentally friendly way visit www.linkmarketservices.com.au

1	<p>Bank account details</p> <p>Payments will only be paid directly into your nominated bank account (if valid). Select Payments & Tax, click on Payment Instructions.</p> <p>If you wish to receive your payments in a foreign currency, simply select Foreign Currency Payment under the Payment Instructions menu subject to certain terms and conditions.</p> <p>You may wish to participate in the Reinvestment Plan (DRP), simply select Reinvestment Plans under the Payments & Tax menu (if DRP is applicable).</p>
2	<p>Email address</p> <p>Communication by email means you can be promptly notified of key company announcements, when payments are made and statements are available, and when voting can be accessed online for securityholder meetings. Select Communications, click on Preferences and select All communications electronically.</p>
3	<p>TFN, TFN exemption or ABN</p> <p>To update your Tax File Number (TFN), TFN exemption code or Australian Business Number (ABN) select Payments & Tax, click on Tax Details.</p>
4	<p>Foreign Account Tax Compliance Act (FATCA) & Common Reporting Standard (CRS)</p> <p>To update your FATCA/CRS details, select Payments & Tax, click on FATCA/CRS. Check if you have already self-certified this holding. If not, complete the online form and submit.</p>

How to update your information:

1. Login to Link's Investor Centre at www.linkmarketservices.com.au and click on 'Investor Login' or scan the QR Code (above).
2. Enter your email address and password in **Portfolio Login**.
3. If you do not have a **Portfolio*** login, please set up a portfolio by selecting **Register Now** and follow the prompts.

Authentication may be required depending on the value of your portfolio. If you are unable to update your address or bank account details online; you must complete the relevant forms (available on Link's website) and return the completed forms to Link.

How to register for a Portfolio:

1. Enter the Issuer's name/ASX Code.
2. You will need your HIN/SRN. This important information is on your holding statement. You should always ensure to keep this information in a safe place.
3. Your postcode or, if your registered address is overseas, click on the Outside Australia link and select your country of residence from the drop-down list.

* Setting up a Portfolio login allows you to easily manage your holdings across issuers who use Link as their registrar.

You can also manage your Link Portfolio on the go, simply download the **Link Investor Centre** mobile app from Apple Store or Google Play.



Managed by
HMC Funds Management Limited
(ACN 105 078 635; AFSL 237257)
as responsible entity of the
HomeCo Daily Needs REIT (ARSN 645 086 620)

All Registry communications to:
Link Market Services Limited
Locked Bag A14
Sydney South NSW 1235 Australia
Telephone: +61 1300 554 474
Outside Australia: +61 2 8767 1000
ASX Code: HDN

Email: registrars@linkmarketservices.com.au
Website: www.linkmarketservices.com.au

Part A: Your details

 007 000460

MR MICHAEL LAMONACA &
MS PAULA LAMONACA
<LAMONACA SUPERANNUATION A/C>
18/6 KING STREET
TURRAMURRA NSW 2074

Date: 15 September 2022
Reference No: 

HomeCo Daily Needs REIT (ASX Code: HDN)

Attribution Managed Investment Trust Member Annual Statement for the year ended 30 June 2022

This statement has been prepared to assist with the completion of the 2022 Australian Income Tax Return for Individuals. This statement should be read together with the attached HomeCo Daily Needs REIT Tax Return Guide 2022, a copy of which is also available on the HMC Capital website. This statement should not be read as giving taxation advice. Investors should consult with their professional advisors on all tax related issues.

For Australian taxation purposes, HomeCo Daily Needs REIT is an attribution managed investment trust (AMIT) for the year ended 30 June 2022.

This statement is an AMIT member annual statement (AMMA statement), which sets out distributions recognised on an 'attribution' basis. HomeCo Daily Needs REIT has made the following distributions in the year ended 30 June 2022:

- Distribution for the period 1 July 2021 to 30 September 2021, paid on 19 November 2021;
- Distribution for the period 1 October 2021 to 31 December 2021, paid on 25 February 2022;
- Distribution for the period 1 January 2022 to 31 March 2022, paid on 20 May 2022; and
- Distribution for the period 1 April 2022 to 30 June 2022, paid on 22 August 2022.

Part B - Table 1 Summary of 2022 tax return (supplementary section) items for a resident individual

Item	Amount	Tax return label
Share of net income from trusts, less net capital gains, foreign income and franked distributions	\$80.99	13U
Franked distribution from trusts	\$0.00	13C
Share of franking credits from franked dividends	\$0.00	13Q
Share of credit for tax file number amounts withheld from interest, dividends and unit trust distributions	\$0.00	13R
Share of credit for foreign resident withholding amounts (excluding capital gains)	\$0.00	13A
Net capital gain	\$0.00	18A
Total current year capital gains	\$0.00	18H
CFC Income	\$0.00	19K
Assessable foreign source income	\$0.00	20E
Other net foreign source income	\$0.00	20M
Australian franking credits from a New Zealand franking company	\$0.00	20F
Foreign income tax offset *	\$0.00	20O

*To work out your foreign income tax offset (FITO) entitlement, see 20 Foreign source income and foreign assets or property or the Guide to foreign tax offset rules 2022.

Part B - Table 2 Capital gains tax information - Additional information for item 18

	Amount	
Capital gains - discounted method	\$0.00	(gross amount)
Capital gains - other method	\$0.00	
Total current year capital gains	\$0.00	

Part C - Table 3 Components of attribution	Cash distributions	Tax paid or franking credit (gross up)	Attributable amount
Australian Income			
Interest			\$0.54
Dividends - unfranked amount			\$0.00
Other assessable Australian income			\$80.45
Non-primary production income			\$80.99
Capital Gains			
Capital gains – Discounted method TAP			\$0.00
Capital gains – Discounted method NTAP			\$0.00
Capital gains - Other method TAP			\$0.00
Capital gains - Other method NTAP			\$0.00
Net Capital Gains		\$0.00	\$0.00
AMIT CGT gross up amount			\$0.00
Other capital gains distribution			\$0.00
Total current year capital gains		\$0.00	\$0.00
Foreign Income			
Other net foreign source income		\$0.00	\$0.00
Assessable foreign source income		\$0.00	\$0.00
Total foreign income		\$0.00	\$0.00
Other Non-assessable Amounts			Amount
Net exempt income			\$0.00
Non-assessable non-exempt amount			\$0.00
Other non-attributable amounts			\$112.13
Total Non-Assessable amounts			\$112.13
Gross Cash Distribution			
	\$193.12		
Less: TFN amounts withheld	\$0.00		
Less: Non-resident tax withheld on interest and dividends	\$0.00		
Less: Non-resident tax withheld on fund payments	\$0.00		
Net Cash Distribution	\$193.12		
Part D: Attribution Managed Investment Trust ('AMIT') cost base adjustments *			Amount
AMIT cost base net amount - excess (decrease cost base)			\$112.13
AMIT cost base net amount - shortfall (increase cost base)			\$0.00

Note: Non-resident tax withheld on fund payments

If the Managed Investment Trust withholding provisions are applicable to your investment, this is the sum of amounts withheld from Fund Payments (including Clean Building MIT Fund Payments) for the year ended 30 June 2022 pursuant to Subdivision 12-H and 12A-B of Schedule 1 to the *Tax Administration Act 1953*.

Note: AMIT cost base adjustments

Under the AMIT regime you must:

- increase the cost base in your HomeCo Daily Needs REITs units by your share of HomeCo Daily Needs REIT's taxable income attributed to you (before the application of the CGT discount) plus non-assessable non-exempt income (if any); and
- decrease the cost base in your HomeCo Daily Needs REITs units by the gross cash distribution amount and tax offsets attributed to you.

The amount stated in Part D represents the net change in the cost base in your HomeCo Daily Needs REIT For this year, you will have a net decrease in your cost base. Where there is an AMIT cost base net decrease amount which exceeds the cost base of your units in HomeCo Daily Needs REIT, that excess amount may give rise to a taxable capital gain.

Please retain this statement for income tax purposes.

To view or change your details, please visit our investor website at www.linkmarketservices.com.au



Managed by
HMC Funds Management Limited
(ACN 105 078 635; AFSL 237257)
as responsible entity of the
HomeCo Daily Needs REIT (ARSN 645 086 620)

HomeCo Daily Needs REIT

Guide to the 2022 AMIT Member Annual Statement (AMMA Statement)

1. About this Tax Guide

This guide has been prepared to assist you in completing your individual income tax return for the year ended 30 June 2022 in relation to your investment in HomeCo Daily Needs REIT (**HDN**).

The information in this guide is of a general nature and does not take into account your individual circumstances. The information in this guide is not legal, financial or tax advice and you should seek independent tax advice regarding your individual circumstances.

This Tax Guide should be read in conjunction with the Australian Taxation Office (ATO) instructions for the Tax return for individuals (supplementary section) 2022 (Supplementary Section).

2. Is this guide for you?

This guide is relevant to the preparation of your income tax return for the year ended 30 June 2022 if:

- you hold, or held, units in HDN during the year ended 30 June 2022;
- you are an Australian resident individual;
- you are completing the ATO tax return for individuals 2022; and
- you hold your units in HDN as a capital investment and not for the purposes of resale at a profit such that the capital gains tax (CGT) regime applies to you.

This guide should not be used by investors who are a company, trust or superannuation fund.

The information in this guide is specific to your investment in HDN. If you have received distributions from other investments you must disclose these in addition to any distribution you have received from HDN.

3. AMIT regime

For Australian tax purposes, HDN is an attribution managed investment trust (AMIT) for the year ended 30 June 2022. This means that for the purposes of calculating your tax, distributions made to you by HDN should be recognised on an 'attribution' basis, not a 'payment' basis.

You should refer to your AMIT Member Annual Statement (AMMA statement) which shows the components of your HDN distributions on an 'attribution' basis.

For tax purposes, the distributions from HDN for the income year ended 30 June 2022 are made up of different components of taxable income, and amounts that will increase or decrease cost base.

4. Merger with Aventus Retail Property Fund

On 4 March 2022, HDN underwent a merger with Aventus Retail Property Fund (**ARPF**) (the **Merger**). The distributions from HDN to ARPF unitholders represent amounts attributed to them in respect of the period from 4 March 2022 to 30 June 2022.

ARPF unitholders should refer to the Annual Tax Statement issued by ARPF for the distributions from ARPF in respect of the period from 1 July 2021 to 3 March 2022.

Level 7
Gateway Building
1 Macquarie Place
Sydney, NSW, 2000
1300 466 326
info@hmccapital.com.au

HMC Funds Management Limited
(ACN 105 078 635; AFSL 237257)
as responsible entity of the
HomeCo Daily Needs REIT
(ARSN 645 086 620)

5. Taxable income

Your taxable income component of your HDN distribution is the net income of HDN that is attributed to you during the year ended 30 June 2022. It does not include any net capital gains, franked dividends or foreign sourced income components of your distribution (these amounts are disclosed in other sections of your individual tax return).

Include at item 13U of the Supplementary Section the 'share of net income from trusts' component of your distributions from HDN.

Tax file number amounts withheld

If you did not provide your tax file number to HDN without claiming a valid exemption, we have withheld income tax from your distribution at the top marginal tax rate (including Medicare levy).

Include at item 13R of the Supplementary Section any tax file number amounts withheld from your distribution from HDN.

6. Capital gains

Your HDN distribution for the year ended 30 June 2022 does not include any capital gain component.

If you did not receive any other capital gain amounts from other sources during the year ended 30 June 2022, answer "No" at item 18G of the Supplementary Section.

7. Foreign sourced income

Your HDN distribution for the year ended 30 June 2022 does not include any foreign sourced income component.

If you did not receive any other foreign sourced income amounts from other sources during the year ended 30 June 2022, you do not have to disclose any amounts at item 20 of the Supplementary Section.

8. AMIT Cost Base Adjustments

Under the AMIT regime you are required to make annual adjustments to the cost base and reduced cost base of your units.

AMIT Cost Base Adjustments – Net Increase

Where your share of taxable income (grossed-up by any CGT discount) is more than the cash distribution you received in respect of the relevant income year (i.e. non-assessable component), the difference is your AMIT Cost Base Adjustments – Net Increase amount. This amount will increase the cost base and reduced cost base of your HDN units.

This increase will apply in calculating any capital gain or capital loss on disposal of the units for CGT purposes.

AMIT Cost Base Adjustments – Net Decrease

Where your share of taxable income (grossed-up by any CGT discount) is less than the cash distribution you received in respect of the relevant income year, the difference is your AMIT Cost Base Adjustments – Net Decrease amount. This amount will decrease both the cost base and the reduced cost base of your units in HDN.

This decrease will apply in calculating any capital gain or capital loss on disposal of the units for CGT purposes. When your cost base has been reduced to nil, a capital gain will arise in respect of the excess amount.

The amount stated in Part D of your AMMA Statement for the year ended 30 June 2022 represents the total net change in the cost base of your units for that income year under the AMIT regime.

9. If you have sold, transferred or otherwise disposed of units in HDN

If you have disposed of any units you held in HDN during the year ended 30 June 2022, you may have made a capital gain or capital loss. This capital gain or capital loss should be disclosed at item 18 of the Supplementary Section.


For instructions on how to calculate your capital gain or capital loss, you could refer to the ATO's publications including "Capital Gains Tax 2022" or "Guide to Capital Gains Tax 2022". Alternatively, you may consider seeking advice from a tax adviser.

ARPF unitholders should refer to the general tax guide available on the HMC Capital website at <https://www.hmccapital.com.au/>.




Level 7
Gateway Building
1 Macquarie Place
Sydney, NSW, 2000
1300 466 326
info@hmccapital.com.au

HMC Funds Management Limited
(ACN 105 078 635; AFSL 237257)
as responsible entity of the
HomeCo Daily Needs REIT
(ARSN 645 086 620)



Managed by
HMC Funds Management Limited
(ACN 105 078 635; AFSL 237257)
as responsible entity of the
HomeCo Daily Needs REIT (ARSN 645 086 620)

All Registry communications to:
Link Market Services Limited
Locked Bag A14
Sydney South NSW 1235 Australia
Telephone: +61 1300 554 474
Outside Australia: +61 2 8767 1000
ASX Code: HDN
Email: registrars@linkmarketservices.com.au
Website: www.linkmarketservices.com.au

 007 000323
MR MICHAEL LAMONACA &
MS PAULA LAMONACA
<LAMONACA SUPERANNUATION A/C>
18/6 KING STREET
TURRAMURRA NSW 2074

Key Details

Payment date: 20 May 2022
Record date: 31 March 2022
SRN/HIN: X*****4907
TFN/ABN RECEIVED AND RECORDED

Distribution statement for the period ended 31 March 2022

The Responsible Entity has elected to apply the Attribution Managed Investment Trust (AMIT) regime to HDN. The final details of the distribution components (including any non-assessable amounts) will be advised in the Attribution Managed Investment Trust Member Annual Statement for the year ending 30 June 2022.

Class description	Rate per unit	Participating units/securities	Gross amount	Withholding tax	Net amount
Ordinary Units	\$0.0208	4,598	\$95.64	\$0.00	\$95.64
Total net amount:					\$95.64

PAYMENT INSTRUCTIONS

METWAY (SUNCORP-METWAY)

BSB: 484-799

ACC: *****5081 **ACCOUNT NAME:** LAMONACA SUPERANNUATION

PAYMENT REFERENCE NUMBER: 001277151103

The payment has been made to the above account. If this account is not valid please turn over for instructions to update your details. Once your details have been updated, payment will be made within 20 business days.

Retain this statement to assist in preparing your tax return.

Update your details online



What you need to do:

We need the following details to administer your security holding. To update your information in a fast, secure and environmentally friendly way visit www.linkmarketservices.com.au

1	<p>Bank account details</p> <p>Payments will only be paid directly into your nominated bank account (if valid). Select Payments & Tax, click on Payment Instructions.</p> <p>If you wish to receive your payments in a foreign currency, simply select Foreign Currency Payment under the Payment Instructions menu subject to certain terms and conditions.</p> <p>You may wish to participate in the Reinvestment Plan (DRP), simply select Reinvestment Plans under the Payments & Tax menu (if DRP is applicable).</p>
2	<p>Email address</p> <p>Communication by email means you can be promptly notified of key company announcements, when payments are made and statements are available, and when voting can be accessed online for securityholder meetings. Select Communications, click on Preferences and select All communications electronically.</p>
3	<p>TFN, TFN exemption or ABN</p> <p>To update your Tax File Number (TFN), TFN exemption code or Australian Business Number (ABN) select Payments & Tax, click on Tax Details.</p>
4	<p>Foreign Account Tax Compliance Act (FATCA) & Common Reporting Standard (CRS)</p> <p>To update your FATCA/CRS details, select Payments & Tax, click on FATCA/CRS. Check if you have already self-certified this holding. If not, complete the online form and submit.</p>

How to update your information:

1. Login to Link's Investor Centre at www.linkmarketservices.com.au and click on 'Investor Login' or scan the QR Code (above).
2. Enter your email address and password in **Portfolio Login**.
3. If you do not have a **Portfolio*** login, please set up a portfolio by selecting **Register Now** and follow the prompts.

Authentication may be required depending on the value of your portfolio. If you are unable to update your address or bank account details online; you must complete the relevant forms (available on Link's website) and return the completed forms to Link.

How to register for a Portfolio:

1. Enter the Issuer's name/ASX Code.
2. You will need your HIN/SRN. This important information is on your holding statement. You should always ensure to keep this information in a safe place.
3. Enter your postcode or, if your registered address is overseas, click on the Outside Australia link and select your country of residence from the drop-down list.

* Setting up a Portfolio login allows you to easily manage your holdings across issuers who use Link as their registrar.

You can also manage your Link Portfolio on the go. Simply download the **Link Investor Centre** mobile app from Apple Store or Google Play.

Payment Advice



HOTEL PROPERTY INVESTMENTS LIMITED

ABN: 25 010 330 515

MR MICHAEL LAMONACA & MS PAULA LAMONACA
<LAMONACA SUPERANNUATION A/C>
18/6 KING STREET
TURRAMURRA NSW
2074

All Registry communications to:

C/- Link Market Services Limited
Locked Bag A14, Sydney South, NSW, 1235
Telephone: 1300 554 474
ASX Code: **HPI**
Email: registrars@linkmarketservices.com.au
Website: www.linkmarketservices.com.au

DISTRIBUTION STATEMENT

Reference No.: X*****4907
Payment Date: 04 March 2022
Record Date: 31 December 2021

Security Description	Rate per Unit	Participating Units	Distribution Amount	Unfranked Amount	Franked Amount	Total Payment	Franking Credit
HPI - STAPLED SECURITIES	\$0.102	2,000	\$204.00	\$0.00	\$0.00	\$204.00	\$0.00
			Less Withholding Tax			\$0.00	
			Net Amount			AUD 204.00	
			Represented By:				
			Direct Credit amount			AUD 204.00	

BANKING INSTRUCTIONS

The amount of AUD 204.00 was deposited to the bank account detailed below:

METWAY (SUNCORP-METWAY)

LAMONACA SUPERANNUATION
BSB: 484-799 ACC: *****5081

DIRECT CREDIT REFERENCE NO.: 1271520834

Note: You may require this statement for taxation purposes. All investors should seek independent advice relevant to their own particular circumstances.

Please ensure your details are current by viewing and updating via the online service centre.



HOTEL
PROPERTY
INVESTMENTS
ABN 25 010 330 515

All Registry communications to:
C/- Link Market Services Limited
Locked Bag A14, Sydney South NSW 1235
Telephone: +61 1300 554 474
ASX Code: HPI
Outside Australia: +61 2 8767 1000
Email: registrars@linkmarketservices.com.au
Website: www.linkmarketservices.com.au



007 000364

MR MICHAEL LAMONACA &
MS PAULA LAMONACA
<LAMONACA SUPERANNUATION A/C>
18/6 KING STREET
TURRAMURRA NSW 2074

Statement date: 2 September 2022

Reference no.:

Hotel Property Investments Limited
Annual Tax Statement for the year ended 30 June 2022

Part B: Summary of 2022 tax return (supplementary section) items for a resident individual
Non Australian residents should seek independent Australian tax advice.

Tax return (supplementary section)	Amount	Tax return label
Share of net income from trusts, less net capital gains, foreign income and franked distributions	\$0.00	13U
Franked distribution from trusts	\$0.00	13C
Other deductions relating to non-primary production income	\$0.00	13Y
Share of franking credits from franked dividends	\$0.00	13Q
Share of credit for foreign resident withholding amounts (excluding capital gains)	\$0.00	13A
Share of credit for tax amounts withheld	\$0.00	13R
Net capital gain	\$0.00	18A
Total current year capital gains	\$0.00	18H
Credit for foreign resident capital gains withholding amounts	\$0.00	18X
Assessable foreign source income	\$0.00	20E
Other net foreign source income	\$0.00	20M
Australian franking credits from a New Zealand franking company	\$0.00	20F
Foreign income tax offset *	\$0.00	20O
Early stage venture capital limited partnership: current year tax offset	\$0.00	T7K
Early stage investor: current year tax offset	\$0.00	T8L
Other refundable tax offsets: Exploration credits	\$0.00	T9P (code E)

*To work out your foreign income tax offset (FITO) entitlement, see **20 Foreign source income and foreign assets or property** or the Guide to foreign tax offset rules 2022.

Part B: Capital gains tax information – Additional information for item 18

	Amount	
Capital gains - discounted method	\$0.00	(gross amount)
Capital gains - indexation method	\$0.00	
Capital gains - other method	\$0.00	
Total current year capital gains	\$0.00	

Part C: Components of distribution

	Cash distributions	Tax paid/ Offsets	Taxable amount
Australian Income			
Dividends - unfranked amount declared to be CFI	\$0.00		\$0.00
Dividends - unfranked amount not declared to be CFI	\$0.00		\$0.00
Dividends - less LIC capital gain deduction	\$0.00		\$0.00
Interest (subject to non - resident withholding tax)	\$0.00		\$0.00
Interest (not subject to non - resident withholding tax)	\$0.00		\$0.00
Other assessable Australian income	\$0.00		\$0.00
Less other allowable trust deductions	\$0.00		\$0.00
NCMI – Non-primary production	\$0.00		\$0.00
Excluded from NCMI – Non-primary production	\$0.00		\$0.00
Non-primary production income	\$0.00		\$0.00
Dividends - Franked amount	\$0.00	\$0.00	\$0.00
Capital Gains			
Capital gains - discounted method TAP	\$0.00		\$0.00
Capital gains - discounted method NTAP	\$0.00	\$0.00	\$0.00
Capital gains - indexation method TAP	\$0.00		\$0.00
Capital gains - indexation method NTAP	\$0.00	\$0.00	\$0.00
Capital gains - other method TAP	\$0.00		\$0.00
Capital gains - other method NTAP	\$0.00	\$0.00	\$0.00
Net capital gains	\$0.00	\$0.00	\$0.00
CGT concession amount - TAP	\$0.00		\$0.00
CGT concession amount - NTAP	\$0.00		
Total current year capital gains	\$0.00	\$0.00	\$0.00
NCMI capital gains	\$0.00		\$0.00
Excluded from NCMI capital gains	\$0.00		\$0.00
Foreign Income			
Other net foreign source income	\$0.00	\$0.00	\$0.00
Assessable foreign source income	\$0.00	\$0.00	\$0.00
Australian franking credit from a New Zealand franking company		\$0.00	\$0.00
CFC income	\$0.00		\$0.00
Transferor trust income	\$0.00		\$0.00
Total foreign income	\$0.00	\$0.00	\$0.00
Other Non-assessable Amounts			
Net exempt income	\$0.00		
Non-assessable non-exempt amount	\$0.00		
Other Tax-free amounts	\$0.00		
Tax deferred amounts	\$410.00		
Total Non-assessable amounts	\$410.00		
Gross Cash Distribution	\$410.00		
Other deductions from Distribution			
Less: withholding tax	\$0.00		
Net Cash Distribution	\$410.00		

Subdivision 12-H fund payment summary information for the year ended 30 June 2022

Details noted below constitute a Notice in accordance with Section 12-395 of Schedule 1 of the Taxation Administration Act 1953. These components are provided solely for the purposes of Subdivision 12-H of the Taxation Administration Act 1953 and should not be used for any other purpose.

Fund payment breakdown	Amount	
Other Australian income	\$0.00	
Capital gains - Discounted method TAP	\$0.00	(gross amount)
Capital gains - Indexation method TAP	\$0.00	
Capital gains - Other method TAP	\$0.00	
Total 12-H fund payment	\$0.00	
Total Amounts withheld from 12-H fund payment	\$0.00	

Note: FITOs are not split into their components (representing the type of income/gains they have arisen on) and they have not been reduced where they arise on discounted capital gains. Investors should seek their own advice in this respect from their professional tax advisor.

Please retain this statement for income tax purposes.



23900 - Dividends Received

2022 Financial Year

Preparer Mc Ren Sotto

Reviewer Steven Lee

Status Completed

Account Code	Description	CY Balance	LY Balance	Change
AGL.AXW	AGL Energy Limited.	(\$749.50)	(\$200.90)	273.07%
ALX.AX1	Atlas Arteria		(\$137.15)	100%
AX1.AX	Accent Group Limited		(\$173.60)	100%
BHP.AX	BHP Group Limited	(\$1,971.99)		100%
CWP.AX	Cedar Woods Properties Limited		(\$80.80)	100%
FMG.AX	Fortescue Metals Group Ltd	(\$2,474.01)	(\$570.36)	333.76%
HVN.AX	Harvey Norman Holdings Limited		(\$298.00)	100%
IPH.AX	IPH Limited		(\$144.20)	100%
JBH.AX	Jb Hi-fi Limited	(\$448.20)		100%
JHG.AX	Janus Henderson Group Plc		(\$186.51)	100%
MCP.AX	Mcpherson's Limited	(\$373.50)		100%
MFG.AX	Magellan Financial Group Limited	(\$230.92)		100%
NGI.AX	Navigator Global Investments Limited	(\$454.29)		100%
ORA.AX	Orora Limited		(\$141.41)	100%
PDL.AX	Pendal Group Limited		(\$243.98)	100%
RIO.AX	RIO Tinto Limited	(\$1,095.63)		100%
RRL.AX	Regis Resources Limited	(\$53.10)	(\$70.80)	(25)%
SFC.AX	Schaffer Corporation Limited	(\$331.20)		100%
SGF.AX	Sg Fleet Group Limited		(\$107.16)	100%
SIQ.AX	Smartgroup Corporation Ltd		(\$485.10)	100%
TGR.AX	Tassal Group Limited	(\$281.85)	(\$300.73)	(6.28)%

TOTAL	CY Balance	LY Balance
	(\$8,464.19)	(\$3,140.70)

Supporting Documents

- Investment Income Comparison Report [Report](#)
- Dividend Reconciliation Report [Report](#)
- SelfWealth-2022-Annual-Statement-Australia.pdf

Standard Checklist

- Attach copies of all dividend statements
- Attach copy of Dividend Reconciliation Report
- Attach copy of Investment Income Comparison Report

Lamonaca Superannuation Fund

Dividend Reconciliation Report

For The Period 01 July 2021 - 30 June 2022

Date	Net Payment Received	Australian Income			Foreign Income			Withheld		
		Unfranked	Franked	Franking Credits	Foreign Income	Foreign Credits	NZ Credits	TFN Withheld	Non-Resident	LIC Deduction
	448.20	0.00	448.20	192.08						
MCP.AX Mcpherson's Limited										
23/09/2021	124.50	0.00	124.50	53.36						
18/03/2022	249.00	0.00	249.00	106.71						
	373.50	0.00	373.50	160.07						
MFG.AX Magellan Financial Group Limited										
23/09/2021	117.52	29.38	88.14	37.77						
08/03/2022	113.40	28.35	85.05	36.45						
	230.92	57.73	173.19	74.22						
NGI.AX Navigator Global Investments Limited										
10/09/2021	454.29	454.29								
	454.29	454.29								
RIO.AX RIO Tinto Limited										
23/09/2021	585.24	0.00	585.24	250.82						
21/04/2022	510.39	0.00	510.39	218.74						
	1,095.63	0.00	1,095.63	469.56						
RRL.AX Regis Resources Limited										

Lamonaca Superannuation Fund
Dividend Reconciliation Report

For The Period 01 July 2021 - 30 June 2022

Date	Net Payment Received	Australian Income			Foreign Income			Withheld		
		Unfranked	Franked	Franking Credits	Foreign Income	Foreign Credits	NZ Credits	TFN Withheld	Non-Resident	LIC Deduction
28/09/2021	53.10	0.00	53.10	22.76						
	53.10	0.00	53.10	22.76						
SFC.AX Schaffer Corporation Limited										
22/09/2021	165.60	0.00	165.60	70.97						
11/03/2022	165.60	0.00	165.60	70.97						
	331.20	0.00	331.20	141.94						
TGR.AX Tassal Group Limited										
29/09/2021	131.53	131.53	0.00	0.00						
30/03/2022	150.32	150.32	0.00	0.00						
	281.85	281.85	0.00	0.00						
	8,464.19	1,543.37	6,920.82	2,966.05						

Lamonaca Superannuation Fund
Dividend Reconciliation Report

For The Period 01 July 2021 - 30 June 2022

Date	Net Payment Received	Australian Income			Foreign Income			Withheld		
		Unfranked	Franked	Franking Credits	Foreign Income	Foreign Credits	NZ Credits	TFN Withheld	Non-Resident	LIC Deduction
TOTAL	8,464.19	1,543.37	6,920.82	2,966.05						

Tax Return Reconciliation

	Totals	Tax Return Label
Unfranked	1,543.37	J
Franked Dividends	6,920.82	K
Franking Credits	2,966.05	L

Lamonaca Superannuation Fund

Investment Income Comparison Report

As at 30 June 2022

Investment	Ledger Data			ASX & UUT Data							
	Transaction Date	Income Amount	Franking Credit	Date Payable	Ex Div/Dist Date	Units On Hand	45 Day Qualified	Amount per share/unit	Estimated Income	Estimated Franking*	
Reconciled											
Shares in Listed Companies (Australian)											
AGL.AX	AGL Energy Limited.	29/09/2021	509.66	0.00	29/09/2021	25/08/2021	1,499.00	1,499.00	0.3400	509.66	0.00
AGL.AX	AGL Energy Limited.	30/03/2022	239.84	0.00	30/03/2022	23/02/2022	1,499.00	1,499.00	0.1600	239.84	0.00
FMG.AX	Fortescue Metals Group Ltd	30/09/2021	1,757.63	753.27	30/09/2021	06/09/2021	833.00	833.00	2.1100	1,757.63	753.27
FMG.AX	Fortescue Metals Group Ltd	30/03/2022	716.38	307.02	30/03/2022	28/02/2022	833.00	833.00	0.8600	716.38	307.02
JBH.AX	Jb Hi-fi Limited				10/09/2021	26/08/2021	166.00	166.00	1.0700	177.62	76.12
JBH.AX	Jb Hi-fi Limited	16/09/2021	177.62	76.12							
JBH.AX	Jb Hi-fi Limited	11/03/2022	270.58	115.96	11/03/2022	23/02/2022	166.00	166.00	1.6300	270.58	115.96
MCP.AX	Mcpherson's Limited	23/09/2021	124.50	53.36	23/09/2021	03/09/2021	8,300.00	8,300.00	0.0150	124.50	53.36
MCP.AX	Mcpherson's Limited	18/03/2022	249.00	106.71	18/03/2022	28/02/2022	8,300.00	8,300.00	0.0300	249.00	106.71
MFG.AX	Magellan Financial Group Limited	23/09/2021	117.52	37.77	23/09/2021	23/08/2021	103.00	103.00	1.1410	117.52	37.78
MFG.AX	Magellan Financial Group Limited	08/03/2022	113.40	36.45	08/03/2022	23/02/2022	103.00	103.00	1.1010	113.40	36.45
NGI.AX	Navigator Global Investments Limited	10/09/2021	454.29		10/09/2021	25/08/2021	5,500.00	0.00	0.0826	454.29	0.00
RIO.AX	RIO Tinto Limited	23/09/2021	585.24	250.82	23/09/2021	12/08/2021	77.00	77.00	7.6006	585.25	250.82
RIO.AX	RIO Tinto Limited	21/04/2022	510.39	218.74	21/04/2022	10/03/2022	77.00	77.00	6.6284	510.39	218.74
RRL.AX	Regis Resources Limited	28/09/2021	53.10	22.76	28/09/2021	13/09/2021	1,770.00	1,770.00	0.0300	53.10	22.76
SFC.AX	Schaffer Corporation Limited	22/09/2021	165.60	70.97	17/09/2021	02/09/2021	368.00	368.00	0.4500	165.60	70.97
SFC.AX	Schaffer Corporation Limited	11/03/2022	165.60	70.97	11/03/2022	03/03/2022	368.00	368.00	0.4500	165.60	70.97
TGR.AX	Tassal Group Limited	29/09/2021	131.53	0.00	29/09/2021	14/09/2021	1,879.00	1,879.00	0.0700	131.53	0.00
TGR.AX	Tassal Group Limited	30/03/2022	150.32	0.00	30/03/2022	14/03/2022	1,879.00	1,879.00	0.0800	150.32	0.00
			6,492.20	2,120.92					23.8486	6,492.21	2,120.93

Lamonaca Superannuation Fund

Investment Income Comparison Report

As at 30 June 2022

Investment	Ledger Data			ASX & UUT Data							
	Transaction Date	Income Amount	Franking Credit	Date Payable	Ex Div/Dist Date	Units On Hand	45 Day Qualified	Amount per share/unit	Estimated Income	Estimated Franking*	
Stapled Securities											
AVN.AX	Aventus Group	18/11/2021	94.05	18/11/2021	29/09/2021	2,090.00	2,090.00	0.0450	94.05	0.00	
AVN.AX	Aventus Group	04/02/2022	104.50	04/02/2022	30/12/2021	2,090.00	2,090.00	0.0500	104.50	0.00	
HPI.AX	Hotel Property Investments	04/03/2022	204.00	04/03/2022	30/12/2021	2,000.00	2,000.00	0.1020	204.00	0.00	
HPI.AX	Hotel Property Investments	30/06/2022	206.00							0.00	
HPI.AX	Hotel Property Investments			02/09/2022	29/06/2022	2,000.00	2,000.00	0.1030	206.00	0.00	
			608.55					0.3000	608.55	0.00	
Units in Listed Unit Trusts (Australian)											
HDN.AX	Homeco Daily Needs Reit	20/05/2022	95.64	20/05/2022	30/03/2022	4,598.00	4,598.00	0.0208	95.64	0.00	
HDN.AX	Homeco Daily Needs Reit	30/06/2022	97.48							0.00	
HDN.AX	Homeco Daily Needs Reit			22/08/2022	29/06/2022	4,598.00	4,598.00	0.0212	97.48	0.00	
			193.12					0.0420	193.12	0.00	
Unreconciled											
Shares in Listed Companies (Australian)											
BHP.AX	BHP Group Limited	21/09/2021	526.76	225.75	21/09/2021	02/09/2021	194.00	194.00	2.7153	526.76	225.76
BHP.AX	BHP Group Limited	28/03/2022	403.63	172.98	28/03/2022	24/02/2022	194.00	194.00	2.0806	403.63	172.98
BHP.AX	BHP Group Limited	01/06/2022	1,041.60	446.40							
			1,971.99	845.13					4.7958	930.39	398.74
Stapled Securities											
DXS.AX**	Dexus				30/08/2021	29/06/2021	1,203.00	1,203.00	0.2300	276.69	23.97
GDI.AX**	GDI Property Group				31/08/2021	29/06/2021	12,220.00	12,220.00	0.0388	473.52	0.00

Lamonaca Superannuation Fund

Investment Income Comparison Report

As at 30 June 2022

Investment	Ledger Data			ASX & UUT Data						
	Transaction Date	Income Amount	Franking Credit	Date Payable	Ex Div/Dist Date	Units On Hand	45 Day Qualified	Amount per share/unit	Estimated Income	Estimated Franking*
								0.2688	750.22	23.97
Units in Listed Unit Trusts (Australian)										
ABP.AX**	Abacus Property Group			31/08/2021	29/06/2021	4,419.00	4,419.00	0.0850	375.62	0.00
ARF.AX**	Arena Reit.			05/08/2021	29/06/2021	2,410.00	2,410.00	0.0372	89.77	0.00
CQE.AX	Charter Hall Social Infrastructure Reit			21/07/2021	29/06/2021	2,312.00	2,312.00	0.0810	187.27	0.00
VHY.AX	Vanguard Australian Shares High Yield Etf - Accumulation			16/07/2021	01/07/2021	116.00	116.00	0.3283	38.08	14.07
								0.5315	690.74	14.07
		9,265.86	2,966.05					29.7867	9,665.22	2,557.71

*Franking credit is estimated using 45 day qualified units. The estimation might not be accurate for preference shares and hedging arrangements.

**For stapled securities, income may be unreconciled due to ASX data including dividend and distribution components that are recognised in different financial years.



Detailed Holdings Summary - Period 1 Jul 2021 - 30 Jun 2022

Account: MR MICHAEL LAMONACA & MS PAULA LAMONACA

Holding Identification Number (HIN): X0087984907

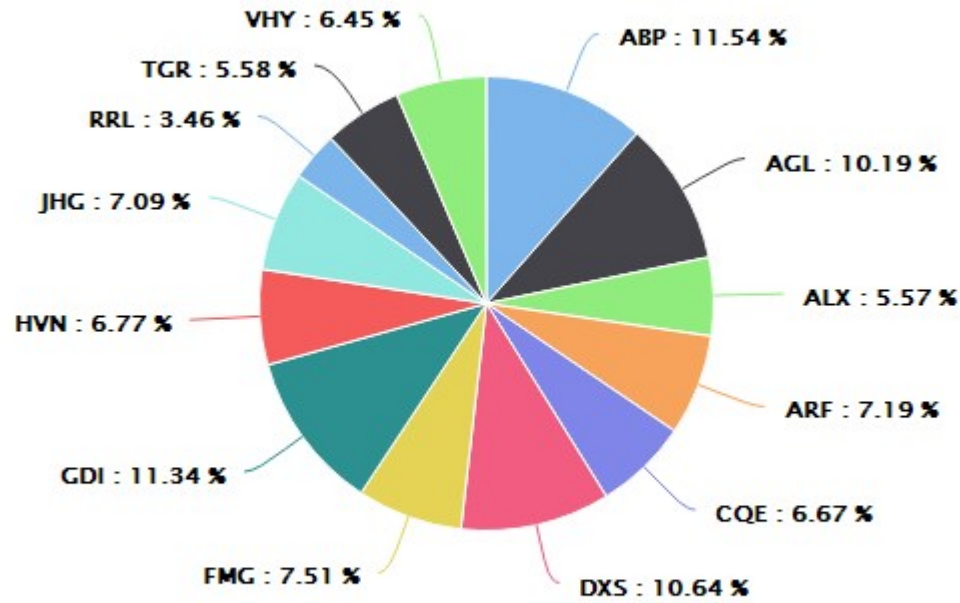
OpenMarkets Id: 2028568

Overall Summary - 1 Jul 2021 - 30 Jun 2022

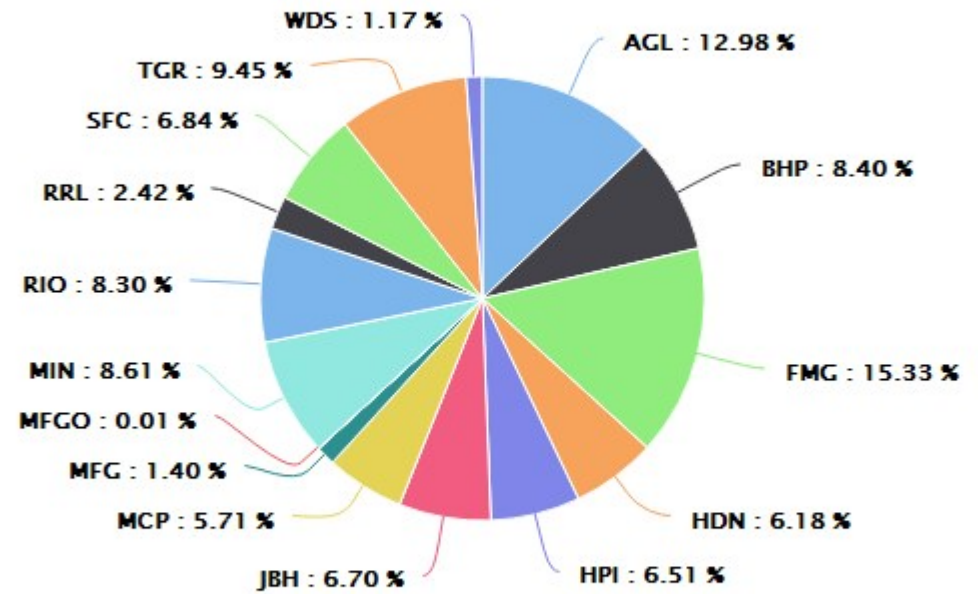
	Movement	Value
Holdings Valuation as at 1 Jul 2021		\$120,641.34
Holdings Valuation as at 30 Jun 2022	-\$25,372.42	\$95,268.92
Total Brokerage		\$218.50
Total Admin Fees		\$0.00
Estimated Franking Credits		\$2,557.71
Estimated Dividends and Distributions		\$9,361.75

While every effort has been made to provide you with a correct statement, Selfwealth Limited does not accept any liability for any errors or omissions contained in this statement, or any responsibility for any action taken in reliance on this statement.

Holdings Summary as at 1 Jul 2021



Holdings Summary as at 30 Jun 2022



While every effort has been made to provide you with a correct statement, Selfwealth Limited does not accept any liability for any errors or omissions contained in this statement, or any responsibility for any action taken in reliance on this statement.

Holdings Valuation as at 1 Jul 2021

Code	Name	Units	Unit Price	Value
ABP	ABACUS PROPERTY GRP.	4,419	\$3.15	\$13,919.85
AGL	AGL ENERGY LIMITED.	1,499	\$8.20	\$12,291.80
ALX	ATLAS ARTERIA	1,055	\$6.37	\$6,720.35
ARF	ARENA REIT.	2,410	\$3.60	\$8,676.00
CQE	CHARTER HALL SOC IN	2,312	\$3.48	\$8,045.76
DXS	DEXUS	1,203	\$10.67	\$12,836.01
FMG	FORTESCUE METALS GRP	388	\$23.34	\$9,055.92
GDI	GDI PROPERTY GRP	12,220	\$1.12	\$13,686.40
HVN	HARVEY NORMAN	1,490	\$5.48	\$8,165.20
JHG	JANUS HENDERSON	167	\$51.25	\$8,558.75
RRL	REGIS RESOURCES	1,770	\$2.36	\$4,177.20
TGR	TASSAL GROUP LIMITED	1,879	\$3.58	\$6,726.82
VHY	VNGD AUS HIGH YIELD	116	\$67.08	\$7,781.28
Total				\$120,641.34

While every effort has been made to provide you with a correct statement, Selfwealth Limited does not accept any liability for any errors or omissions contained in this statement, or any responsibility for any action taken in reliance on this statement.

Holdings Valuation as at 30 Jun 2022

Code	Name	Units	Unit Price	Value
AGL	AGL ENERGY LIMITED.	1,499	\$8.25	\$12,366.75
BHP	BHP GROUP LIMITED	194	\$41.25	\$8,002.50
FMG	FORTESCUE METALS GRP	833	\$17.53	\$14,602.49
HDN	HOMECO DAILY NEEDS	4,598	\$1.28	\$5,885.44
HPI	HOTEL PROPERTY	2,000	\$3.10	\$6,200.00
JBH	JB HI-FI LIMITED	166	\$38.46	\$6,384.36
MCP	MCPHERSON'S LTD	8,300	\$0.66	\$5,436.50
MFG	MAGELLAN FIN GRP LTD	103	\$12.92	\$1,330.76
MFGO	MAGELLAN FIN GRP LTD OPTION 16-APR-27	13	\$0.74	\$9.56
MIN	MINERAL RESOURCES.	170	\$48.27	\$8,205.90
RIO	RIO TINTO LIMITED	77	\$102.70	\$7,907.90
RRL	REGIS RESOURCES	1,770	\$1.30	\$2,301.00
SFC	SCHAFFER CORP. LTD.	368	\$17.72	\$6,520.96
TGR	TASSAL GROUP LIMITED	1,879	\$4.79	\$9,000.41
WDS	WOODSIDE ENERGY	35	\$31.84	\$1,114.40
Total				\$95,268.92

While every effort has been made to provide you with a correct statement, Selfwealth Limited does not accept any liability for any errors or omissions contained in this statement, or any responsibility for any action taken in reliance on this statement.

Transaction Summary - 1 Jul 2021 - 30 Jun 2022

ABP		ABACUS PROPERTY GRP.								
Trade Date	Settlement Date	Action	Reference	Units	Unit Price	Consideration	Brokerage *	Fees *	Total Consideration	
21 Jul 2021	23 Jul 2021	Sell	T20210721560194-1	4,419	\$3.191861	\$14,104.84	\$9.50	\$0.00	\$14,095.34	
ALX		ATLAS ARTERIA								
Trade Date	Settlement Date	Action	Reference	Units	Unit Price	Consideration	Brokerage *	Fees *	Total Consideration	
30 Aug 2021	1 Sep 2021	Sell	T114978	1,055	\$6.63	\$6,994.65	\$9.50	\$0.00	\$6,985.15	
ARF		ARENA REIT.								
Trade Date	Settlement Date	Action	Reference	Units	Unit Price	Consideration	Brokerage *	Fees *	Total Consideration	
21 Jul 2021	23 Jul 2021	Sell	T20210721560215-1	2,410	\$3.69	\$8,892.90	\$9.50	\$0.00	\$8,883.40	
AVN		AVENTUS GROUP								
Trade Date	Settlement Date	Action	Reference	Units	Unit Price	Consideration	Brokerage *	Fees *	Total Consideration	
22 Sep 2021	24 Sep 2021	Buy	T315081	2,090	\$3.34	\$6,980.60	\$9.50	\$0.00	\$6,990.10	
4 Mar 2022	4 Mar 2022	Out	CE16935433	2,090	\$0.00					
Security Out: Scheme of Arrangement										
BHP		BHP GROUP LIMITED								
Trade Date	Settlement Date	Action	Reference	Units	Unit Price	Consideration	Brokerage *	Fees *	Total Consideration	
21 Jul 2021	23 Jul 2021	Buy	T20210721559491-1	194	\$49.98	\$9,696.12	\$9.50	\$0.00	\$9,705.62	

While every effort has been made to provide you with a correct statement, Selfwealth Limited does not accept any liability for any errors or omissions contained in this statement, or any responsibility for any action taken in reliance on this statement.

BHPXF **BHP GROUP LIMITED**

Trade Date	Settlement Date	Action	Reference	Units	Unit Price	Consideration	Brokerage *	Fees *	Total Consideration
26 May 2022	26 May 2022	In	CE21371510	35	\$0.00				
1 Jun 2022	1 Jun 2022	Out	CE21644867	35	\$0.00				

CQE **CHARTER HALL SOC IN**

Trade Date	Settlement Date	Action	Reference	Units	Unit Price	Consideration	Brokerage *	Fees *	Total Consideration
21 Jul 2021	23 Jul 2021	Sell	T20210721560228-1	2,312	\$3.57	\$8,253.84	\$9.50	\$0.00	\$8,244.34

DXS **DEXUS**

Trade Date	Settlement Date	Action	Reference	Units	Unit Price	Consideration	Brokerage *	Fees *	Total Consideration
1 Jul 2021	1 Jul 2021	Out	D20210630801689-1	1,203	\$0.00				
7 Jul 2021	7 Jul 2021	In	D20210706615260-1	1,203	\$0.00				
21 Jul 2021	23 Jul 2021	Sell	T20210721560245-1	1,203	\$10.531243	\$12,669.09	\$9.50	\$0.00	\$12,659.59

DXSDB **DEXUS**

Trade Date	Settlement Date	Action	Reference	Units	Unit Price	Consideration	Brokerage *	Fees *	Total Consideration
1 Jul 2021	1 Jul 2021	In	D20210630801689-1	1,203	\$0.00				
7 Jul 2021	7 Jul 2021	Out	D20210706615260-1	1,203	\$0.00				

While every effort has been made to provide you with a correct statement, Selfwealth Limited does not accept any liability for any errors or omissions contained in this statement, or any responsibility for any action taken in reliance on this statement.

FMG		FORTESCUE METALS GRP							
Trade Date	Settlement Date	Action	Reference	Units	Unit Price	Consideration	Brokerage *	Fees *	Total Consideration
21 Jul 2021	23 Jul 2021	Buy	T20210721560520-1	445	\$25.48	\$11,338.60	\$9.50	\$0.00	\$11,348.10

GDI		GDI PROPERTY GRP							
Trade Date	Settlement Date	Action	Reference	Units	Unit Price	Consideration	Brokerage *	Fees *	Total Consideration
25 Aug 2021	27 Aug 2021	Sell	T87275	12,220	\$1.155689	\$14,122.52	\$9.50	\$0.00	\$14,113.02

HDN		HOMEKO DAILY NEEDS							
Trade Date	Settlement Date	Action	Reference	Units	Unit Price	Consideration	Brokerage *	Fees *	Total Consideration
4 Mar 2022	4 Mar 2022	In	CE16935435	4,598	\$0.00				
Security In: Scheme of Arrangement									

HPI		HOTEL PROPERTY							
Trade Date	Settlement Date	Action	Reference	Units	Unit Price	Consideration	Brokerage *	Fees *	Total Consideration
22 Sep 2021	24 Sep 2021	Buy	T315050	2,000	\$3.485	\$6,970.00	\$9.50	\$0.00	\$6,979.50

HVN		HARVEY NORMAN							
Trade Date	Settlement Date	Action	Reference	Units	Unit Price	Consideration	Brokerage *	Fees *	Total Consideration
21 Jul 2021	23 Jul 2021	Sell	T20210721559463-1	1,490	\$5.47	\$8,150.30	\$9.50	\$0.00	\$8,140.80

JBH		JB HI-FI LIMITED							
Trade Date	Settlement Date	Action	Reference	Units	Unit Price	Consideration	Brokerage *	Fees *	Total Consideration
25 Aug 2021	27 Aug 2021	Buy	T87332	166	\$48.10	\$7,984.60	\$9.50	\$0.00	\$7,994.10

JHG		JANUS HENDERSON							
Trade Date	Settlement Date	Action	Reference	Units	Unit Price	Consideration	Brokerage *	Fees *	Total Consideration
21 Jul 2021	23 Jul 2021	Sell	T20210721560281-1	167	\$53.83988	\$8,991.26	\$9.50	\$0.00	\$8,981.76

While every effort has been made to provide you with a correct statement, Selfwealth Limited does not accept any liability for any errors or omissions contained in this statement, or any responsibility for any action taken in reliance on this statement.

MCP		MCPHERSON'S LTD								
Trade Date	Settlement Date	Action	Reference	Units	Unit Price	Consideration	Brokerage *	Fees *	Total Consideration	
21 Jul 2021	23 Jul 2021	Buy	T20210721559524-1	8,300	\$1.14	\$9,462.00	\$9.50	\$0.00	\$9,471.50	

MFG		MAGELLAN FIN GRP LTD								
Trade Date	Settlement Date	Action	Reference	Units	Unit Price	Consideration	Brokerage *	Fees *	Total Consideration	
23 Jul 2021	27 Jul 2021	Buy	T20210723582048-1	103	\$54.00	\$5,562.00	\$9.50	\$0.00	\$5,571.50	

MFGO		MAGELLAN FIN GRP LTD OPTION 16-APR-27								
Trade Date	Settlement Date	Action	Reference	Units	Unit Price	Consideration	Brokerage *	Fees *	Total Consideration	
7 Apr 2022	7 Apr 2022	In	CE18800312	13	\$0.00					
				Security In: Diary Bonus						

MIN		MINERAL RESOURCES.								
Trade Date	Settlement Date	Action	Reference	Units	Unit Price	Consideration	Brokerage *	Fees *	Total Consideration	
22 Sep 2021	24 Sep 2021	Buy	T315065	170	\$46.75	\$7,947.50	\$9.50	\$0.00	\$7,957.00	

NGI		NAVIGATOR GLOBAL LTD								
Trade Date	Settlement Date	Action	Reference	Units	Unit Price	Consideration	Brokerage *	Fees *	Total Consideration	
21 Jul 2021	23 Jul 2021	Buy	T20210721560491-1	5,500	\$1.742424	\$9,583.33	\$9.50	\$0.00	\$9,592.83	
25 Aug 2021	27 Aug 2021	Sell	T87248	5,500	\$1.851145	\$10,181.30	\$9.50	\$0.00	\$10,171.80	

RIO		RIO TINTO LIMITED								
Trade Date	Settlement Date	Action	Reference	Units	Unit Price	Consideration	Brokerage *	Fees *	Total Consideration	
21 Jul 2021	23 Jul 2021	Buy	T20210721559498-1	77	\$126.17	\$9,715.09	\$9.50	\$0.00	\$9,724.59	

While every effort has been made to provide you with a correct statement, Selfwealth Limited does not accept any liability for any errors or omissions contained in this statement, or any responsibility for any action taken in reliance on this statement.

SFC **SCHAFFER CORP. LTD.**

Trade Date	Settlement Date	Action	Reference	Units	Unit Price	Consideration	Brokerage *	Fees *	Total Consideration
25 Aug 2021	27 Aug 2021	Buy	T87348	368	\$21.74	\$8,000.32	\$9.50	\$0.00	\$8,009.82

SSM **SERVICE STREAM**

Trade Date	Settlement Date	Action	Reference	Units	Unit Price	Consideration	Brokerage *	Fees *	Total Consideration
23 Jul 2021	27 Jul 2021	Buy	T20210723582015-1	6,000	\$0.9275	\$5,565.00	\$9.50	\$0.00	\$5,574.50
14 Apr 2022	20 Apr 2022	Sell	T1761964	6,000	\$0.952403	\$5,714.42	\$9.50	\$0.00	\$5,704.92

VHY **VNGD AUS HIGH YIELD**

Trade Date	Settlement Date	Action	Reference	Units	Unit Price	Consideration	Brokerage *	Fees *	Total Consideration
22 Sep 2021	24 Sep 2021	Sell	T314798	116	\$64.44	\$7,475.04	\$9.50	\$0.00	\$7,465.54

WDS **WOODSIDE ENERGY**

Trade Date	Settlement Date	Action	Reference	Units	Unit Price	Consideration	Brokerage *	Fees *	Total Consideration
1 Jun 2022	1 Jun 2022	In	CE21608662	35	\$0.00				
									Security In: Distribution in Specie
2 Jun 2022	2 Jun 2022	In	CE21660512	35	\$0.00				
									Security In: Code Conversion
2 Jun 2022	2 Jun 2022	Out	CE21684765	35	\$0.00				
									Security Out: Reconcile Total Hold

* includes GST

While every effort has been made to provide you with a correct statement, Selfwealth Limited does not accept any liability for any errors or omissions contained in this statement, or any responsibility for any action taken in reliance on this statement.

Estimated Dividends and Distributions - 1 Jul 2021 - 30 Jun 2022

This represents your estimated cash dividends based on your holding balance at the time of the dividend record date. This does not represent any DRP allocations you may have received, additionally any CDI's (CHESS Depository Interest) held may not reflect the correct dividend depending on your tax status recorded and exchange rate applied to the dividend, please refer to your dividend statements issued by the share registry for these details.

ABP ABACUS PROPERTY GRP.

Ex Div. Date	Payment Date	Type	Div. Amount	Franking %	Units	Franking Credit	Unfranked Amount	Est. Div
29 Jun 2021	31 Aug 2021	Final	\$0.085	0%	4,419	\$0.00	\$375.62	\$375.62
Estimated Sub Total						\$0.00	\$375.62	\$375.62

AGL AGL ENERGY LIMITED.

Ex Div. Date	Payment Date	Type	Div. Amount	Franking %	Units	Franking Credit	Unfranked Amount	Est. Div
25 Aug 2021	29 Sep 2021	Final	\$0.34	0%	1,499	\$0.00	\$509.66	\$509.66
23 Feb 2022	30 Mar 2022	Interim	\$0.16	0%	1,499	\$0.00	\$239.84	\$239.84
Estimated Sub Total						\$0.00	\$749.50	\$749.50

ARF ARENA REIT.

Ex Div. Date	Payment Date	Type	Div. Amount	Franking %	Units	Franking Credit	Unfranked Amount	Est. Div
29 Jun 2021	5 Aug 2021	Final	\$0.03725	0%	2,410	\$0.00	\$89.77	\$89.77
Estimated Sub Total						\$0.00	\$89.77	\$89.77

AVN AVENTUS GROUP

Ex Div. Date	Payment Date	Type	Div. Amount	Franking %	Units	Franking Credit	Unfranked Amount	Est. Div
29 Sep 2021	18 Nov 2021	Interim	\$0.045	0%	2,090	\$0.00	\$94.05	\$94.05
30 Dec 2021	4 Feb 2022	Interim	\$0.05	0%	2,090	\$0.00	\$104.50	\$104.50
Estimated Sub Total						\$0.00	\$198.55	\$198.55

While every effort has been made to provide you with a correct statement, Selfwealth Limited does not accept any liability for any errors or omissions contained in this statement, or any responsibility for any action taken in reliance on this statement.

BHP BHP GROUP LIMITED

Ex Div. Date	Payment Date	Type	Div. Amount	Franking %	Units	Franking Credit	Unfranked Amount	Est. Div
2 Sep 2021	21 Sep 2021	Final	\$2.71527	100%	194	\$225.76	\$0.00	\$526.76
24 Feb 2022	28 Mar 2022	Interim	\$2.080559	100%	194	\$172.98	\$0.00	\$403.63
Estimated Sub Total						\$398.74	\$0.00	\$930.39

CQE CHARTER HALL SOC IN

Ex Div. Date	Payment Date	Type	Div. Amount	Franking %	Units	Franking Credit	Unfranked Amount	Est. Div
29 Jun 2021	21 Jul 2021	Final	\$0.081	0%	2,312	\$0.00	\$187.27	\$187.27
Estimated Sub Total						\$0.00	\$187.27	\$187.27

DXS DEXUS

Ex Div. Date	Payment Date	Type	Div. Amount	Franking %	Units	Franking Credit	Unfranked Amount	Est. Div
29 Jun 2021	30 Aug 2021	Final	\$0.23	20.21%	1,203	\$23.97	\$220.77	\$276.69
Estimated Sub Total						\$23.97	\$220.77	\$276.69

FMG FORTESCUE METALS GRP

Ex Div. Date	Payment Date	Type	Div. Amount	Franking %	Units	Franking Credit	Unfranked Amount	Est. Div
6 Sep 2021	30 Sep 2021	Final	\$2.11	100%	833	\$753.27	\$0.00	\$1,757.63
28 Feb 2022	30 Mar 2022	Interim	\$0.86	100%	833	\$307.02	\$0.00	\$716.38
Estimated Sub Total						\$1,060.29	\$0.00	\$2,474.01

GDI GDI PROPERTY GRP

Ex Div. Date	Payment Date	Type	Div. Amount	Franking %	Units	Franking Credit	Unfranked Amount	Est. Div
29 Jun 2021	31 Aug 2021	Final	\$0.03875	0%	12,220	\$0.00	\$473.53	\$473.53
Estimated Sub Total						\$0.00	\$473.53	\$473.53

While every effort has been made to provide you with a correct statement, Selfwealth Limited does not accept any liability for any errors or omissions contained in this statement, or any responsibility for any action taken in reliance on this statement.

HDN HOMECO DAILY NEEDS

Ex Div. Date	Payment Date	Type	Div. Amount	Franking %	Units	Franking Credit	Unfranked Amount	Est. Div
30 Mar 2022	20 May 2022	Interim	\$0.0208	0%	4,598	\$0.00	\$95.64	\$95.64
Estimated Sub Total						\$0.00	\$95.64	\$95.64

HPI HOTEL PROPERTY

Ex Div. Date	Payment Date	Type	Div. Amount	Franking %	Units	Franking Credit	Unfranked Amount	Est. Div
30 Dec 2021	4 Mar 2022	Interim	\$0.102	0%	2,000	\$0.00	\$204.00	\$204.00
Estimated Sub Total						\$0.00	\$204.00	\$204.00

JBH JB HI-FI LIMITED

Ex Div. Date	Payment Date	Type	Div. Amount	Franking %	Units	Franking Credit	Unfranked Amount	Est. Div
26 Aug 2021	10 Sep 2021	Final	\$1.07	100%	166	\$76.12	\$0.00	\$177.62
23 Feb 2022	11 Mar 2022	Interim	\$1.63	100%	166	\$115.96	\$0.00	\$270.58
Estimated Sub Total						\$192.08	\$0.00	\$448.20

MCP MCPHERSON'S LTD

Ex Div. Date	Payment Date	Type	Div. Amount	Franking %	Units	Franking Credit	Unfranked Amount	Est. Div
3 Sep 2021	23 Sep 2021	Final	\$0.015	100%	8,300	\$53.36	\$0.00	\$124.50
28 Feb 2022	18 Mar 2022	Interim	\$0.03	100%	8,300	\$106.71	\$0.00	\$249.00
Estimated Sub Total						\$160.07	\$0.00	\$373.50

MFG MAGELLAN FIN GRP LTD

Ex Div. Date	Payment Date	Type	Div. Amount	Franking %	Units	Franking Credit	Unfranked Amount	Est. Div
23 Aug 2021	23 Sep 2021	Final	\$1.141	75%	103	\$37.78	\$29.38	\$117.52
23 Feb 2022	8 Mar 2022	Interim	\$1.101	75%	103	\$36.45	\$28.35	\$113.40
Estimated Sub Total						\$74.23	\$57.73	\$230.92

While every effort has been made to provide you with a correct statement, Selfwealth Limited does not accept any liability for any errors or omissions contained in this statement, or any responsibility for any action taken in reliance on this statement.

NGI NAVIGATOR GLOBAL LTD

Ex Div. Date	Payment Date	Type	Div. Amount	Franking %	Units	Franking Credit	Unfranked Amount	Est. Div
25 Aug 2021	10 Sep 2021	Final	\$0.082599	0%	5,500	\$0.00	\$454.29	\$454.29
Estimated Sub Total						\$0.00	\$454.29	\$454.29

RIO RIO TINTO LIMITED

Ex Div. Date	Payment Date	Type	Div. Amount	Franking %	Units	Franking Credit	Unfranked Amount	Est. Div
12 Aug 2021	23 Sep 2021	Interim	\$7.6006	100%	77	\$250.82	\$0.00	\$585.25
10 Mar 2022	21 Apr 2022	Final	\$6.6284	100%	77	\$218.74	\$0.00	\$510.39
Estimated Sub Total						\$469.56	\$0.00	\$1,095.64

RRL REGIS RESOURCES

Ex Div. Date	Payment Date	Type	Div. Amount	Franking %	Units	Franking Credit	Unfranked Amount	Est. Div
13 Sep 2021	28 Sep 2021	Final	\$0.03	100%	1,770	\$22.76	\$0.00	\$53.10
Estimated Sub Total						\$22.76	\$0.00	\$53.10

SFC SCHAFFER CORP. LTD.

Ex Div. Date	Payment Date	Type	Div. Amount	Franking %	Units	Franking Credit	Unfranked Amount	Est. Div
2 Sep 2021	17 Sep 2021	Final	\$0.45	100%	368	\$70.97	\$0.00	\$165.60
3 Mar 2022	11 Mar 2022	Interim	\$0.45	100%	368	\$70.97	\$0.00	\$165.60
Estimated Sub Total						\$141.94	\$0.00	\$331.20

TGR TASSAL GROUP LIMITED

Ex Div. Date	Payment Date	Type	Div. Amount	Franking %	Units	Franking Credit	Unfranked Amount	Est. Div
14 Sep 2021	29 Sep 2021	Final	\$0.07	0%	1,879	\$0.00	\$131.53	\$131.53
14 Mar 2022	30 Mar 2022	Interim	\$0.08	0%	1,879	\$0.00	\$150.32	\$150.32
Estimated Sub Total						\$0.00	\$281.85	\$281.85

While every effort has been made to provide you with a correct statement, Selfwealth Limited does not accept any liability for any errors or omissions contained in this statement, or any responsibility for any action taken in reliance on this statement.

VHY VNGD AUS HIGH YIELD

Ex Div. Date	Payment Date	Type	Div. Amount	Franking %	Units	Franking Credit	Unfranked Amount	Est. Div
1 Jul 2021	16 Jul 2021	Final	\$0.328271	86.23%	116	\$14.07	\$5.24	\$38.08
Estimated Sub Total						\$14.07	\$5.24	\$38.08
Estimated Total						\$2,557.71	\$3,393.76	\$9,361.75

support@selfwealth.com.au

www.selfwealth.com.au

While every effort has been made to provide you with a correct statement, Selfwealth Limited does not accept any liability for any errors or omissions contained in this statement, or any responsibility for any action taken in reliance on this statement.

24700 - Changes in Market Values of Investments

2022 Financial Year

Preparer Mc Ren Sotto

Reviewer Steven Lee

Status Completed

Account Code	Description	CY Balance	LY Balance	Change
24700	Changes in Market Values of Investments	\$19,291.86	(\$24,273.73)	(179.48)%
TOTAL		CY Balance	LY Balance	
		\$19,291.86	(\$24,273.73)	

Supporting Documents

- Net Capital Gains Reconciliation [Report](#)
- Market Movement [Report](#)
- Realised Capital Gain Report [Report](#)

Standard Checklist

- Attach copies of Source Documentation (Contract Notes, Broker Statements, Chess Statements, Contracts of Sale, Managed Fund Statements etc)
- Attach copy of Market Movement report
- Attach copy of Net Capital Gains Reconciliation
- Attach copy of Realised Capital Gain Report
- Ensure all Asset Disposals have been entered
- Ensure all Market Values have been entered for June 30
- Ensure all Tax Deferred Distributions have been entered

Lamonaca Superannuation Fund
Market Movement Report

As at 30 June 2022

Investment	Date	Description	Unrealised				Realised			Total
			Units	Accounting Cost Movement	Market Movement	Depreciation	Balance	Consideration	Accounting Cost Base	
ABP.AX1 - Abacus Property Group										
	01/07/2021	Opening Balance	4,419.00	0.00	0.00	0.00	13,919.85	0.00	0.00	0.00
	01/07/2021	Revaluation	0.00	0.00	132.57	0.00	14,052.42	0.00	0.00	0.00
	21/07/2021	Disposal	(43.00)	(137.36)	0.00	0.00	13,915.06	137.18	137.36	(0.18)
	21/07/2021	Writeback	0.00	0.00	(0.34)	0.00	13,914.72	0.00	0.00	0.00
	21/07/2021	Disposal	(451.00)	(1,440.67)	0.00	0.00	12,474.05	1,440.94	1,440.67	0.27
	21/07/2021	Writeback	0.00	0.00	(3.57)	0.00	12,470.48	0.00	0.00	0.00
	21/07/2021	Disposal	(509.00)	(1,625.95)	0.00	0.00	10,844.53	1,626.26	1,625.95	0.31
	21/07/2021	Writeback	0.00	0.00	(4.03)	0.00	10,840.50	0.00	0.00	0.00
	21/07/2021	Disposal	(685.00)	(2,188.16)	0.00	0.00	8,652.34	2,188.57	2,188.16	0.41
	21/07/2021	Writeback	0.00	0.00	(5.42)	0.00	8,646.92	0.00	0.00	0.00
	21/07/2021	Disposal	(250.00)	(798.60)	0.00	0.00	7,848.32	797.50	798.60	(1.10)
	21/07/2021	Writeback	0.00	0.00	(1.98)	0.00	7,846.34	0.00	0.00	0.00
	21/07/2021	Disposal	(40.00)	(127.78)	0.00	0.00	7,718.56	127.61	127.78	(0.17)
	21/07/2021	Writeback	0.00	0.00	(0.32)	0.00	7,718.24	0.00	0.00	0.00
	21/07/2021	Disposal	(268.00)	(847.30)	0.00	0.00	6,870.94	854.91	847.30	7.61
	21/07/2021	Writeback	0.00	0.00	(2.12)	0.00	6,868.82	0.00	0.00	0.00
	21/07/2021	Disposal	(172.00)	(531.83)	0.00	0.00	6,336.99	548.69	531.83	16.86
	21/07/2021	Writeback	0.00	0.00	(1.36)	0.00	6,335.63	0.00	0.00	0.00
	21/07/2021	Disposal	(440.00)	(1,360.51)	0.00	0.00	4,975.12	1,403.59	1,360.51	43.08
	21/07/2021	Writeback	0.00	0.00	(3.49)	0.00	4,971.63	0.00	0.00	0.00
	21/07/2021	Disposal	(469.00)	(1,450.18)	0.00	0.00	3,521.45	1,496.10	1,450.18	45.92
	21/07/2021	Writeback	0.00	0.00	(3.71)	0.00	3,517.74	0.00	0.00	0.00
	21/07/2021	Disposal	(320.00)	(989.46)	0.00	0.00	2,528.28	1,020.81	989.46	31.35
	21/07/2021	Writeback	0.00	0.00	(2.53)	0.00	2,525.75	0.00	0.00	0.00
	21/07/2021	Disposal	(658.00)	(2,034.57)	0.00	0.00	491.18	2,099.02	2,034.57	64.45
	21/07/2021	Writeback	0.00	0.00	(5.21)	0.00	485.97	0.00	0.00	0.00
	21/07/2021	Disposal	(26.00)	(80.39)	0.00	0.00	405.58	82.93	80.39	2.54
	21/07/2021	Writeback	0.00	0.00	(0.21)	0.00	405.37	0.00	0.00	0.00
	21/07/2021	Disposal	(88.00)	(272.10)	0.00	0.00	133.27	271.23	272.10	(0.87)
	21/07/2021	Writeback	0.00	0.00	(0.70)	0.00	132.57	0.00	0.00	0.00
	30/06/2022	Revaluation	0.00	0.00	(132.57)	0.00	0.00	0.00	0.00	0.00
	30/06/2022		0.00	(13,884.86)	(34.99)	0.00	0.00	14,095.34	13,884.86	210.48

Lamonaca Superannuation Fund

Market Movement Report

As at 30 June 2022

Investment	Date	Description	Unrealised				Realised			Total
			Units	Accounting Cost Movement	Market Movement	Depreciation	Balance	Consideration	Accounting Cost Base	
AGL.AXW - AGL Energy Limited.										
	01/07/2021	Opening Balance	1,499.00	0.00	0.00	0.00	12,291.80	0.00	0.00	0.00
	01/07/2021	Revaluation	0.00	0.00	(149.90)	0.00	12,141.90	0.00	0.00	0.00
	30/06/2022	Revaluation	0.00	0.00	224.85	0.00	12,366.75	0.00	0.00	0.00
	30/06/2022		1,499.00	0.00	74.95	0.00	12,366.75	0.00	0.00	0.00
ALX.AX1 - Atlas Arteria										
	01/07/2021	Opening Balance	1,055.00	0.00	0.00	0.00	6,720.35	0.00	0.00	0.00
	01/07/2021	Revaluation	0.00	0.00	(73.85)	0.00	6,646.50	0.00	0.00	0.00
	30/08/2021	Disposal	(1.00)	(6.54)	0.00	0.00	6,639.96	6.63	6.54	0.09
	30/08/2021	Writeback	0.00	0.00	0.17	0.00	6,640.13	0.00	0.00	0.00
	30/08/2021	Disposal	(100.00)	(653.83)	0.00	0.00	5,986.30	663.00	653.83	9.17
	30/08/2021	Writeback	0.00	0.00	16.83	0.00	6,003.13	0.00	0.00	0.00
	30/08/2021	Disposal	(90.00)	(588.45)	0.00	0.00	5,414.68	596.70	588.45	8.25
	30/08/2021	Writeback	0.00	0.00	15.15	0.00	5,429.83	0.00	0.00	0.00
	30/08/2021	Disposal	(417.00)	(2,726.48)	0.00	0.00	2,703.35	2,764.71	2,726.48	38.23
	30/08/2021	Writeback	0.00	0.00	70.19	0.00	2,773.54	0.00	0.00	0.00
	30/08/2021	Disposal	(88.00)	(575.37)	0.00	0.00	2,198.17	583.44	575.37	8.07
	30/08/2021	Writeback	0.00	0.00	14.81	0.00	2,212.98	0.00	0.00	0.00
	30/08/2021	Disposal	(43.00)	(281.15)	0.00	0.00	1,931.83	285.09	281.15	3.94
	30/08/2021	Writeback	0.00	0.00	7.24	0.00	1,939.07	0.00	0.00	0.00
	30/08/2021	Disposal	(5.00)	(32.69)	0.00	0.00	1,906.38	33.15	32.69	0.46
	30/08/2021	Writeback	0.00	0.00	0.84	0.00	1,907.22	0.00	0.00	0.00
	30/08/2021	Disposal	(29.00)	(189.61)	0.00	0.00	1,717.61	192.27	189.61	2.66
	30/08/2021	Writeback	0.00	0.00	4.88	0.00	1,722.49	0.00	0.00	0.00
	30/08/2021	Disposal	(82.00)	(536.14)	0.00	0.00	1,186.35	543.66	536.14	7.52
	30/08/2021	Writeback	0.00	0.00	13.81	0.00	1,200.16	0.00	0.00	0.00
	30/08/2021	Disposal	(89.00)	(581.91)	0.00	0.00	618.25	590.07	581.91	8.16
	30/08/2021	Writeback	0.00	0.00	14.98	0.00	633.23	0.00	0.00	0.00
	30/08/2021	Disposal	(111.00)	(725.75)	0.00	0.00	(92.52)	726.43	725.75	0.68
	30/08/2021	Writeback	0.00	0.00	18.68	0.00	(73.84)	0.00	0.00	0.00
	30/06/2022	Revaluation	0.00	0.00	73.84	0.00	0.00	0.00	0.00	0.00
	30/06/2022		0.00	(6,897.92)	177.57	0.00	0.00	6,985.15	6,897.92	87.23

Lamonaca Superannuation Fund

Market Movement Report

As at 30 June 2022

Investment	Date	Description	Unrealised				Realised			Total
			Units	Accounting Cost Movement	Market Movement	Depreciation	Balance	Consideration	Accounting Cost Base	
ARF.AX - Arena Reit.										
	01/07/2021	Opening Balance	2,410.00	0.00	0.00	0.00	8,676.00	0.00	0.00	0.00
	01/07/2021	Revaluation	0.00	0.00	96.40	0.00	8,772.40	0.00	0.00	0.00
	21/07/2021	Disposal	(390.00)	(1,132.54)	0.00	0.00	7,639.86	1,439.10	1,132.54	306.56
	21/07/2021	Writeback	0.00	0.00	(271.46)	0.00	7,368.40	0.00	0.00	0.00
	21/07/2021	Disposal	(100.00)	(290.39)	0.00	0.00	7,078.01	369.00	290.39	78.61
	21/07/2021	Writeback	0.00	0.00	(69.61)	0.00	7,008.40	0.00	0.00	0.00
	21/07/2021	Disposal	(100.00)	(290.39)	0.00	0.00	6,718.01	369.00	290.39	78.61
	21/07/2021	Writeback	0.00	0.00	(69.61)	0.00	6,648.40	0.00	0.00	0.00
	21/07/2021	Disposal	(39.00)	(113.25)	0.00	0.00	6,535.15	143.91	113.25	30.66
	21/07/2021	Writeback	0.00	0.00	(27.15)	0.00	6,508.00	0.00	0.00	0.00
	21/07/2021	Disposal	(25.00)	(72.60)	0.00	0.00	6,435.40	92.25	72.60	19.65
	21/07/2021	Writeback	0.00	0.00	(17.40)	0.00	6,418.00	0.00	0.00	0.00
	21/07/2021	Disposal	(35.00)	(101.64)	0.00	0.00	6,316.36	129.15	101.64	27.51
	21/07/2021	Writeback	0.00	0.00	(24.36)	0.00	6,292.00	0.00	0.00	0.00
	21/07/2021	Disposal	(120.00)	(348.47)	0.00	0.00	5,943.53	442.80	348.47	94.33
	21/07/2021	Writeback	0.00	0.00	(83.53)	0.00	5,860.00	0.00	0.00	0.00
	21/07/2021	Disposal	(550.00)	(1,597.17)	0.00	0.00	4,262.83	2,029.50	1,597.17	432.33
	21/07/2021	Writeback	0.00	0.00	(382.83)	0.00	3,880.00	0.00	0.00	0.00
	21/07/2021	Disposal	(54.00)	(156.81)	0.00	0.00	3,723.19	199.26	156.81	42.45
	21/07/2021	Writeback	0.00	0.00	(37.59)	0.00	3,685.60	0.00	0.00	0.00
	21/07/2021	Disposal	(5.00)	(14.52)	0.00	0.00	3,671.08	18.45	14.52	3.93
	21/07/2021	Writeback	0.00	0.00	(3.48)	0.00	3,667.60	0.00	0.00	0.00
	21/07/2021	Disposal	(3.00)	(8.71)	0.00	0.00	3,658.89	11.07	8.71	2.36
	21/07/2021	Writeback	0.00	0.00	(2.09)	0.00	3,656.80	0.00	0.00	0.00
	21/07/2021	Disposal	(29.00)	(84.21)	0.00	0.00	3,572.59	107.01	84.21	22.80
	21/07/2021	Writeback	0.00	0.00	(20.19)	0.00	3,552.40	0.00	0.00	0.00
	21/07/2021	Disposal	(320.00)	(929.26)	0.00	0.00	2,623.14	1,180.80	929.26	251.54
	21/07/2021	Writeback	0.00	0.00	(222.73)	0.00	2,400.41	0.00	0.00	0.00
	21/07/2021	Disposal	(443.00)	(1,286.45)	0.00	0.00	1,113.96	1,634.67	1,286.45	348.22
	21/07/2021	Writeback	0.00	0.00	(308.35)	0.00	805.61	0.00	0.00	0.00
	21/07/2021	Disposal	(197.00)	(572.08)	0.00	0.00	233.53	717.43	572.08	145.35
	21/07/2021	Writeback	0.00	0.00	(137.12)	0.00	96.41	0.00	0.00	0.00
	30/06/2022	Revaluation	0.00	0.00	(96.41)	0.00	0.00	0.00	0.00	0.00
	30/06/2022		0.00	(6,998.49)	(1,677.51)	0.00	0.00	8,883.40	6,998.49	1,884.91

Lamonaca Superannuation Fund

Market Movement Report

As at 30 June 2022

Investment	Date	Description	Unrealised				Realised			Total
			Units	Accounting Cost Movement	Market Movement	Depreciation	Balance	Consideration	Accounting Cost Base	
AVN.AX - Aventus Group										
	22/09/2021	Purchase	150.00	501.00	0.00	0.00	501.00	0.00	0.00	0.00
	22/09/2021	Purchase	388.00	1,295.92	0.00	0.00	1,796.92	0.00	0.00	0.00
	22/09/2021	Purchase	1,450.00	4,843.00	0.00	0.00	6,639.92	0.00	0.00	0.00
	22/09/2021	Purchase	15.00	50.10	0.00	0.00	6,690.02	0.00	0.00	0.00
	22/09/2021	Purchase	87.00	290.58	0.00	0.00	6,980.60	0.00	0.00	0.00
	04/03/2022	Merger	(2,090.00)	(6,980.60)	0.00	0.00	0.00	7,492.65	6,980.60	512.05
	30/06/2022		0.00	0.00	0.00	0.00	0.00	7,492.65	6,980.60	512.05
BHP.AX - BHP Group Limited										
	21/07/2021	Purchase	166.00	8,296.68	0.00	0.00	8,296.68	0.00	0.00	0.00
	21/07/2021	Purchase	1.00	49.98	0.00	0.00	8,346.66	0.00	0.00	0.00
	21/07/2021	Purchase	27.00	1,358.96	0.00	0.00	9,705.62	0.00	0.00	0.00
	30/06/2022	Revaluation	0.00	0.00	(1,703.12)	0.00	8,002.50	0.00	0.00	0.00
	30/06/2022		194.00	9,705.62	(1,703.12)	0.00	8,002.50	0.00	0.00	0.00
CQE.AX - Charter Hall Social Infrastructure Reit										
	01/07/2021	Opening Balance	2,312.00	0.00	0.00	0.00	8,045.76	0.00	0.00	0.00
	01/07/2021	Revaluation	0.00	0.00	161.84	0.00	8,207.60	0.00	0.00	0.00
	21/07/2021	Disposal	(81.00)	(244.95)	0.00	0.00	7,962.65	289.17	244.95	44.22
	21/07/2021	Writeback	0.00	0.00	(36.93)	0.00	7,925.72	0.00	0.00	0.00
	21/07/2021	Disposal	(100.00)	(302.41)	0.00	0.00	7,623.31	357.00	302.41	54.59
	21/07/2021	Writeback	0.00	0.00	(45.59)	0.00	7,577.72	0.00	0.00	0.00
	21/07/2021	Disposal	(9.00)	(27.22)	0.00	0.00	7,550.50	32.13	27.22	4.91
	21/07/2021	Writeback	0.00	0.00	(4.10)	0.00	7,546.40	0.00	0.00	0.00
	21/07/2021	Disposal	(9.00)	(27.22)	0.00	0.00	7,519.18	32.13	27.22	4.91
	21/07/2021	Writeback	0.00	0.00	(4.10)	0.00	7,515.08	0.00	0.00	0.00
	21/07/2021	Disposal	(160.00)	(483.86)	0.00	0.00	7,031.22	571.20	483.86	87.34
	21/07/2021	Writeback	0.00	0.00	(72.94)	0.00	6,958.28	0.00	0.00	0.00
	21/07/2021	Disposal	(35.00)	(105.84)	0.00	0.00	6,852.44	124.95	105.84	19.11
	21/07/2021	Writeback	0.00	0.00	(15.96)	0.00	6,836.48	0.00	0.00	0.00
	21/07/2021	Disposal	(72.00)	(217.74)	0.00	0.00	6,618.74	257.04	217.74	39.30
	21/07/2021	Writeback	0.00	0.00	(32.82)	0.00	6,585.92	0.00	0.00	0.00
	21/07/2021	Disposal	(1,500.00)	(4,536.16)	0.00	0.00	2,049.76	5,355.00	4,536.16	818.84
	21/07/2021	Writeback	0.00	0.00	(683.84)	0.00	1,365.92	0.00	0.00	0.00
	21/07/2021	Disposal	(332.00)	(1,004.00)	0.00	0.00	361.92	1,185.24	1,004.00	181.24
	21/07/2021	Writeback	0.00	0.00	(151.36)	0.00	210.56	0.00	0.00	0.00

Lamonaca Superannuation Fund

Market Movement Report

As at 30 June 2022

Investment	Date	Description	Unrealised				Realised			Total
			Units	Accounting Cost Movement	Market Movement	Depreciation	Balance	Consideration	Accounting Cost Base	
	21/07/2021	Disposal	(14.00)	(42.34)	0.00	0.00	168.22	40.48	42.34	(1.86)
	21/07/2021	Writeback	0.00	0.00	(6.38)	0.00	161.84	0.00	0.00	0.00
	30/06/2022	Revaluation	0.00	0.00	(161.84)	0.00	0.00	0.00	0.00	0.00
	30/06/2022		0.00	(6,991.74)	(1,054.02)	0.00	0.00	8,244.34	6,991.74	1,252.60
DXS.AX2 - Dexus										
	01/07/2021	Opening Balance	1,203.00	0.00	0.00	0.00	12,836.01	0.00	0.00	0.00
	21/07/2021	Disposal	(107.00)	(1,095.61)	0.00	0.00	11,740.40	1,127.25	1,095.61	31.64
	21/07/2021	Writeback	0.00	0.00	(73.10)	0.00	11,667.30	0.00	0.00	0.00
	21/07/2021	Disposal	(56.00)	(573.41)	0.00	0.00	11,093.89	589.96	573.41	16.55
	21/07/2021	Writeback	0.00	0.00	(38.26)	0.00	11,055.63	0.00	0.00	0.00
	21/07/2021	Disposal	(99.00)	(1,013.70)	0.00	0.00	10,041.93	1,042.96	1,013.70	29.26
	21/07/2021	Writeback	0.00	0.00	(67.63)	0.00	9,974.30	0.00	0.00	0.00
	21/07/2021	Disposal	(37.00)	(378.86)	0.00	0.00	9,595.44	389.80	378.86	10.94
	21/07/2021	Writeback	0.00	0.00	(25.28)	0.00	9,570.16	0.00	0.00	0.00
	21/07/2021	Disposal	(13.00)	(133.11)	0.00	0.00	9,437.05	136.89	133.11	3.78
	21/07/2021	Writeback	0.00	0.00	(8.88)	0.00	9,428.17	0.00	0.00	0.00
	21/07/2021	Disposal	(13.00)	(133.11)	0.00	0.00	9,295.06	136.89	133.11	3.78
	21/07/2021	Writeback	0.00	0.00	(8.88)	0.00	9,286.18	0.00	0.00	0.00
	21/07/2021	Disposal	(100.00)	(1,023.94)	0.00	0.00	8,262.24	1,052.99	1,023.94	29.05
	21/07/2021	Writeback	0.00	0.00	(68.31)	0.00	8,193.93	0.00	0.00	0.00
	21/07/2021	Disposal	(70.00)	(714.63)	0.00	0.00	7,479.30	737.10	714.63	22.47
	21/07/2021	Writeback	0.00	0.00	(47.82)	0.00	7,431.48	0.00	0.00	0.00
	21/07/2021	Disposal	(204.00)	(2,001.92)	0.00	0.00	5,429.56	2,148.13	2,001.92	146.21
	21/07/2021	Writeback	0.00	0.00	(139.36)	0.00	5,290.20	0.00	0.00	0.00
	21/07/2021	Disposal	(24.00)	(235.52)	0.00	0.00	5,054.68	252.72	235.52	17.20
	21/07/2021	Writeback	0.00	0.00	(16.39)	0.00	5,038.29	0.00	0.00	0.00
	21/07/2021	Disposal	(100.00)	(981.33)	0.00	0.00	4,056.96	1,053.00	981.33	71.67
	21/07/2021	Writeback	0.00	0.00	(68.31)	0.00	3,988.65	0.00	0.00	0.00
	21/07/2021	Disposal	(150.00)	(1,472.00)	0.00	0.00	2,516.65	1,579.50	1,472.00	107.50
	21/07/2021	Writeback	0.00	0.00	(102.47)	0.00	2,414.18	0.00	0.00	0.00
	21/07/2021	Disposal	(79.00)	(775.25)	0.00	0.00	1,638.93	831.87	775.25	56.62
	21/07/2021	Writeback	0.00	0.00	(53.97)	0.00	1,584.96	0.00	0.00	0.00
	21/07/2021	Disposal	(67.00)	(657.49)	0.00	0.00	927.47	705.52	657.49	48.03
	21/07/2021	Writeback	0.00	0.00	(45.77)	0.00	881.70	0.00	0.00	0.00
	21/07/2021	Disposal	(84.00)	(824.32)	0.00	0.00	57.38	875.01	824.32	50.69

Lamonaca Superannuation Fund

Market Movement Report

As at 30 June 2022

Investment	Date	Description	Unrealised				Realised			Total
			Units	Accounting Cost Movement	Market Movement	Depreciation	Balance	Consideration	Accounting Cost Base	
	21/07/2021	Writeback	0.00	0.00	(57.38)	0.00	0.00	0.00	0.00	0.00
	30/06/2022		0.00	(12,014.20)	(821.81)	0.00	0.00	12,659.59	12,014.20	645.39
FMG.AX - Fortescue Metals Group Ltd										
	01/07/2021	Opening Balance	388.00	0.00	0.00	0.00	9,055.92	0.00	0.00	0.00
	01/07/2021	Revaluation	0.00	0.00	97.00	0.00	9,152.92	0.00	0.00	0.00
	21/07/2021	Purchase	3.00	76.44	0.00	0.00	9,229.36	0.00	0.00	0.00
	21/07/2021	Purchase	3.00	76.44	0.00	0.00	9,305.80	0.00	0.00	0.00
	21/07/2021	Purchase	87.00	2,216.76	0.00	0.00	11,522.56	0.00	0.00	0.00
	21/07/2021	Purchase	276.00	7,032.48	0.00	0.00	18,555.04	0.00	0.00	0.00
	21/07/2021	Purchase	76.00	1,945.98	0.00	0.00	20,501.02	0.00	0.00	0.00
	30/06/2022	Revaluation	0.00	0.00	(5,898.53)	0.00	14,602.49	0.00	0.00	0.00
	30/06/2022		833.00	11,348.10	(5,801.53)	0.00	14,602.49	0.00	0.00	0.00
GDI.AX - GDI Property Group										
	01/07/2021	Opening Balance	12,220.00	0.00	0.00	0.00	13,686.40	0.00	0.00	0.00
	01/07/2021	Revaluation	0.00	0.00	61.10	0.00	13,747.50	0.00	0.00	0.00
	25/08/2021	Disposal	(12,220.00)	(13,875.25)	0.00	0.00	(127.75)	14,113.02	13,875.25	237.77
	25/08/2021	Writeback	0.00	0.00	93.12	0.00	(34.63)	0.00	0.00	0.00
	30/06/2022	Revaluation	0.00	0.00	34.63	0.00	0.00	0.00	0.00	0.00
	30/06/2022		0.00	(13,875.25)	188.85	0.00	0.00	14,113.02	13,875.25	237.77
HDN.AX1 - Homeco Daily Needs Reit										
	04/03/2022	Merger	4,598.00	6,897.00	0.00	0.00	6,897.00	0.00	0.00	0.00
	30/06/2022	Revaluation	0.00	0.00	(1,011.56)	0.00	5,885.44	0.00	0.00	0.00
	30/06/2022		4,598.00	6,897.00	(1,011.56)	0.00	5,885.44	0.00	0.00	0.00
HPI.AX2 - Hotel Property Investments										
	22/09/2021	Purchase	542.00	1,888.87	0.00	0.00	1,888.87	0.00	0.00	0.00
	22/09/2021	Purchase	328.00	1,143.08	0.00	0.00	3,031.95	0.00	0.00	0.00
	22/09/2021	Purchase	1,130.00	3,947.55	0.00	0.00	6,979.50	0.00	0.00	0.00
	30/06/2022	Revaluation	0.00	0.00	(779.50)	0.00	6,200.00	0.00	0.00	0.00
	30/06/2022		2,000.00	6,979.50	(779.50)	0.00	6,200.00	0.00	0.00	0.00
HVN.AX - Harvey Norman Holdings Limited										
	01/07/2021	Opening Balance	1,490.00	0.00	0.00	0.00	8,165.20	0.00	0.00	0.00
	01/07/2021	Revaluation	0.00	0.00	(14.90)	0.00	8,150.30	0.00	0.00	0.00
	21/07/2021	Disposal	(389.00)	(1,826.89)	0.00	0.00	6,323.41	2,127.83	1,826.89	300.94

Lamonaca Superannuation Fund

Market Movement Report

As at 30 June 2022

Investment	Date	Description	Unrealised				Realised			Total
			Units	Accounting Cost Movement	Market Movement	Depreciation	Balance	Consideration	Accounting Cost Base	
	21/07/2021	Writeback	0.00	0.00	(304.83)	0.00	6,018.58	0.00	0.00	0.00
	21/07/2021	Disposal	(172.00)	(807.78)	0.00	0.00	5,210.80	940.84	807.78	133.06
	21/07/2021	Writeback	0.00	0.00	(134.78)	0.00	5,076.02	0.00	0.00	0.00
	21/07/2021	Disposal	(433.00)	(2,033.53)	0.00	0.00	3,042.49	2,368.51	2,033.53	334.98
	21/07/2021	Writeback	0.00	0.00	(339.32)	0.00	2,703.17	0.00	0.00	0.00
	21/07/2021	Disposal	(496.00)	(2,329.40)	0.00	0.00	373.77	2,703.62	2,329.40	374.22
	21/07/2021	Writeback	0.00	0.00	(388.68)	0.00	(14.91)	0.00	0.00	0.00
	30/06/2022	Revaluation	0.00	0.00	14.91	0.00	0.00	0.00	0.00	0.00
	30/06/2022		0.00	(6,997.60)	(1,167.60)	0.00	0.00	8,140.80	6,997.60	1,143.20
JBH.AX - Jb Hi-fi Limited										
	25/08/2021	Purchase	9.00	432.90	0.00	0.00	432.90	0.00	0.00	0.00
	25/08/2021	Purchase	1.00	48.10	0.00	0.00	481.00	0.00	0.00	0.00
	25/08/2021	Purchase	60.00	2,886.00	0.00	0.00	3,367.00	0.00	0.00	0.00
	25/08/2021	Purchase	10.00	481.00	0.00	0.00	3,848.00	0.00	0.00	0.00
	25/08/2021	Purchase	34.00	1,635.40	0.00	0.00	5,483.40	0.00	0.00	0.00
	25/08/2021	Purchase	22.00	1,058.20	0.00	0.00	6,541.60	0.00	0.00	0.00
	25/08/2021	Purchase	7.00	336.70	0.00	0.00	6,878.30	0.00	0.00	0.00
	25/08/2021	Purchase	23.00	1,115.80	0.00	0.00	7,994.10	0.00	0.00	0.00
	30/06/2022	Revaluation	0.00	0.00	(1,609.74)	0.00	6,384.36	0.00	0.00	0.00
	30/06/2022		166.00	7,994.10	(1,609.74)	0.00	6,384.36	0.00	0.00	0.00
JHG.AX - Janus Henderson Group Plc										
	01/07/2021	Opening Balance	167.00	0.00	0.00	0.00	8,558.75	0.00	0.00	0.00
	01/07/2021	Revaluation	0.00	0.00	28.39	0.00	8,587.14	0.00	0.00	0.00
	21/07/2021	Disposal	(2.00)	(83.75)	0.00	0.00	8,503.39	107.66	83.75	23.91
	21/07/2021	Writeback	0.00	0.00	(18.75)	0.00	8,484.64	0.00	0.00	0.00
	21/07/2021	Disposal	(75.00)	(3,140.77)	0.00	0.00	5,343.87	4,038.00	3,140.77	897.23
	21/07/2021	Writeback	0.00	0.00	(702.98)	0.00	4,640.89	0.00	0.00	0.00
	21/07/2021	Disposal	(15.00)	(628.15)	0.00	0.00	4,012.74	807.60	628.15	179.45
	21/07/2021	Writeback	0.00	0.00	(140.60)	0.00	3,872.14	0.00	0.00	0.00
	21/07/2021	Disposal	(8.00)	(335.02)	0.00	0.00	3,537.12	430.72	335.02	95.70
	21/07/2021	Writeback	0.00	0.00	(74.98)	0.00	3,462.14	0.00	0.00	0.00
	21/07/2021	Disposal	(10.00)	(418.77)	0.00	0.00	3,043.37	538.40	418.77	119.63
	21/07/2021	Writeback	0.00	0.00	(93.73)	0.00	2,949.64	0.00	0.00	0.00
	21/07/2021	Disposal	(15.00)	(628.15)	0.00	0.00	2,321.49	807.60	628.15	179.45
	21/07/2021	Writeback	0.00	0.00	(140.60)	0.00	2,180.89	0.00	0.00	0.00

Lamonaca Superannuation Fund

Market Movement Report

As at 30 June 2022

Investment	Date	Description	Unrealised				Realised			Total
			Units	Accounting Cost Movement	Market Movement	Depreciation	Balance	Consideration	Accounting Cost Base	
	21/07/2021	Disposal	(12.00)	(502.52)	0.00	0.00	1,678.37	646.08	502.52	143.56
	21/07/2021	Writeback	0.00	0.00	(112.48)	0.00	1,565.89	0.00	0.00	0.00
	21/07/2021	Disposal	(10.00)	(418.77)	0.00	0.00	1,147.12	538.40	418.77	119.63
	21/07/2021	Writeback	0.00	0.00	(93.73)	0.00	1,053.39	0.00	0.00	0.00
	21/07/2021	Disposal	(20.00)	(837.54)	0.00	0.00	215.85	1,067.30	837.54	229.76
	21/07/2021	Writeback	0.00	0.00	(187.46)	0.00	28.39	0.00	0.00	0.00
	30/06/2022	Revaluation	0.00	0.00	(28.39)	0.00	0.00	0.00	0.00	0.00
	30/06/2022		0.00	(6,993.44)	(1,565.31)	0.00	0.00	8,981.76	6,993.44	1,988.32
MCP.AX - Mckerson's Limited										
	21/07/2021	Purchase	8,300.00	9,471.50	0.00	0.00	9,471.50	0.00	0.00	0.00
	30/06/2022	Revaluation	0.00	0.00	(4,035.00)	0.00	5,436.50	0.00	0.00	0.00
	30/06/2022		8,300.00	9,471.50	(4,035.00)	0.00	5,436.50	0.00	0.00	0.00
MFG.AX - Magellan Financial Group Limited										
	23/07/2021	Purchase	50.00	2,700.00	0.00	0.00	2,700.00	0.00	0.00	0.00
	23/07/2021	Purchase	53.00	2,871.50	0.00	0.00	5,571.50	0.00	0.00	0.00
	30/06/2022	Revaluation	0.00	0.00	(4,240.74)	0.00	1,330.76	0.00	0.00	0.00
	30/06/2022		103.00	5,571.50	(4,240.74)	0.00	1,330.76	0.00	0.00	0.00
MFGO.AX - Magellan Financial Group Limited										
	23/07/2021	Purchase	13.00	0.00	0.00	0.00	0.00	0.00	0.00	0.00
	30/06/2022	Revaluation	0.00	0.00	9.56	0.00	9.56	0.00	0.00	0.00
	30/06/2022		13.00	0.00	9.56	0.00	9.56	0.00	0.00	0.00
MIN.AX - Mineral Resources Limited										
	22/09/2021	Purchase	15.00	701.25	0.00	0.00	701.25	0.00	0.00	0.00
	22/09/2021	Purchase	5.00	233.75	0.00	0.00	935.00	0.00	0.00	0.00
	22/09/2021	Purchase	15.00	701.25	0.00	0.00	1,636.25	0.00	0.00	0.00
	22/09/2021	Purchase	40.00	1,870.00	0.00	0.00	3,506.25	0.00	0.00	0.00
	22/09/2021	Purchase	5.00	243.25	0.00	0.00	3,749.50	0.00	0.00	0.00
	22/09/2021	Purchase	90.00	4,217.00	0.00	0.00	7,966.50	0.00	0.00	0.00
	30/06/2022	Revaluation	0.00	0.00	239.40	0.00	8,205.90	0.00	0.00	0.00
	30/06/2022		170.00	7,966.50	239.40	0.00	8,205.90	0.00	0.00	0.00
NGI.AX - Navigator Global Investments Limited										
	01/07/2021	Opening Balance	0.00	0.00	0.00	0.00	0.00	0.00	0.00	0.00
	21/07/2021	Purchase	188.00	323.36	0.00	0.00	323.36	0.00	0.00	0.00
	21/07/2021	Purchase	20.00	34.40	0.00	0.00	357.76	0.00	0.00	0.00

Lamonaca Superannuation Fund

Market Movement Report

As at 30 June 2022

Investment	Date	Description	Unrealised				Realised			Total
			Units	Accounting Cost Movement	Market Movement	Depreciation	Balance	Consideration	Accounting Cost Base	
	21/07/2021	Purchase	47.00	81.78	0.00	0.00	439.54	0.00	0.00	0.00
	21/07/2021	Purchase	100.00	174.50	0.00	0.00	614.04	0.00	0.00	0.00
	21/07/2021	Purchase	94.00	164.03	0.00	0.00	778.07	0.00	0.00	0.00
	21/07/2021	Purchase	106.00	184.97	0.00	0.00	963.04	0.00	0.00	0.00
	21/07/2021	Purchase	2,379.00	4,139.46	0.00	0.00	5,102.50	0.00	0.00	0.00
	21/07/2021	Purchase	1,500.00	2,610.00	0.00	0.00	7,712.50	0.00	0.00	0.00
	21/07/2021	Purchase	1,066.00	1,870.83	0.00	0.00	9,583.33	0.00	0.00	0.00
	21/07/2021	Disposal	(1,193.00)	(2,075.82)	0.00	0.00	7,507.51	2,191.59	2,075.82	115.77
	25/08/2021	Disposal	(1,500.00)	(2,627.49)	0.00	0.00	4,880.02	2,790.00	2,627.49	162.51
	25/08/2021	Disposal	(159.00)	(276.66)	0.00	0.00	4,603.36	295.74	276.66	19.08
	25/08/2021	Disposal	(120.00)	(208.80)	0.00	0.00	4,394.56	223.20	208.80	14.40
	25/08/2021	Disposal	(80.00)	(139.20)	0.00	0.00	4,255.36	148.80	139.20	9.60
	25/08/2021	Disposal	(86.00)	(149.64)	0.00	0.00	4,105.72	159.10	149.64	9.46
	25/08/2021	Disposal	(899.00)	(1,564.26)	0.00	0.00	2,541.46	1,663.15	1,564.26	98.89
	25/08/2021	Disposal	(100.00)	(174.00)	0.00	0.00	2,367.46	185.00	174.00	11.00
	25/08/2021	Disposal	(97.00)	(168.78)	0.00	0.00	2,198.68	179.45	168.78	10.67
	25/08/2021	Disposal	(984.00)	(1,712.16)	0.00	0.00	486.52	1,815.48	1,712.16	103.32
	25/08/2021	Disposal	(82.00)	(141.04)	0.00	0.00	345.48	151.29	141.04	10.25
	25/08/2021	Disposal	(200.00)	(345.48)	0.00	0.00	0.00	359.50	345.48	14.02
	30/06/2022		0.00	0.00	0.00	0.00	0.00	10,162.30	9,583.33	578.97
RIO.AX - RIO Tinto Limited										
	21/07/2021	Purchase	77.00	9,724.59	0.00	0.00	9,724.59	0.00	0.00	0.00
	30/06/2022	Revaluation	0.00	0.00	(1,816.69)	0.00	7,907.90	0.00	0.00	0.00
	30/06/2022		77.00	9,724.59	(1,816.69)	0.00	7,907.90	0.00	0.00	0.00
RRL.AX - Regis Resources Limited										
	01/07/2021	Opening Balance	1,770.00	0.00	0.00	0.00	4,177.20	0.00	0.00	0.00
	01/07/2021	Revaluation	0.00	0.00	336.30	0.00	4,513.50	0.00	0.00	0.00
	30/06/2022	Revaluation	0.00	0.00	(2,212.50)	0.00	2,301.00	0.00	0.00	0.00
	30/06/2022		1,770.00	0.00	(1,876.20)	0.00	2,301.00	0.00	0.00	0.00
SFC.AX - Schaffer Corporation Limited										
	25/08/2021	Purchase	368.00	8,009.82	0.00	0.00	8,009.82	0.00	0.00	0.00
	30/06/2022	Revaluation	0.00	0.00	(1,488.86)	0.00	6,520.96	0.00	0.00	0.00
	30/06/2022		368.00	8,009.82	(1,488.86)	0.00	6,520.96	0.00	0.00	0.00

Lamonaca Superannuation Fund

Market Movement Report

As at 30 June 2022

Investment	Date	Description	Unrealised				Realised			Total
			Units	Accounting Cost Movement	Market Movement	Depreciation	Balance	Consideration	Accounting Cost Base	
SSM.AX - Service Stream Limited										
	23/07/2021	Purchase	6,000.00	5,565.00	0.00	0.00	5,565.00	0.00	0.00	0.00
	23/07/2021	Disposal	(3,520.00)	(3,264.80)	0.00	0.00	2,300.20	3,343.30	3,264.80	78.50
	14/04/2022	Disposal	(1,172.00)	(1,087.03)	0.00	0.00	1,213.17	1,116.33	1,087.03	29.30
	14/04/2022	Disposal	(918.00)	(851.44)	0.00	0.00	361.73	874.40	851.44	22.96
	14/04/2022	Disposal	(157.00)	(145.62)	0.00	0.00	216.11	149.54	145.62	3.92
	14/04/2022	Disposal	(233.00)	(216.11)	0.00	0.00	0.00	211.85	216.11	(4.26)
	30/06/2022		0.00	0.00	0.00	0.00	0.00	5,695.42	5,565.00	130.42
TGR.AX - Tassal Group Limited										
	01/07/2021	Opening Balance	1,879.00	0.00	0.00	0.00	6,726.82	0.00	0.00	0.00
	01/07/2021	Revaluation	0.00	0.00	(93.95)	0.00	6,632.87	0.00	0.00	0.00
	30/06/2022	Revaluation	0.00	0.00	2,367.54	0.00	9,000.41	0.00	0.00	0.00
	30/06/2022		1,879.00	0.00	2,273.59	0.00	9,000.41	0.00	0.00	0.00
VHY.AX - Vanguard Australian Shares High Yield Etf - Accumulation										
	01/07/2021	Opening Balance	116.00	0.00	0.00	0.00	7,781.28	0.00	0.00	0.00
	01/07/2021	Revaluation	0.00	0.00	(82.36)	0.00	7,698.92	0.00	0.00	0.00
	22/09/2021	Disposal	(116.00)	(6,967.18)	0.00	0.00	731.74	7,465.54	6,967.18	498.36
	30/06/2022	Revaluation	0.00	0.00	(731.74)	0.00	0.00	0.00	0.00	0.00
	30/06/2022		0.00	(6,967.18)	(814.10)	0.00	0.00	7,465.54	6,967.18	498.36
WDS.AX - Woodside Energy Group Ltd										
	01/06/2022	Purchase	35.00	1,041.60	0.00	0.00	1,041.60	0.00	0.00	0.00
	30/06/2022	Revaluation	0.00	0.00	72.80	0.00	1,114.40	0.00	0.00	0.00
	30/06/2022		35.00	1,041.60	72.80	0.00	1,114.40	0.00	0.00	0.00
Total Market Movement					(28,461.56)				9,169.70	(19,291.86)

Lamonaca Superannuation Fund

Capital Gains Reconciliation Report

For The Period 01 July 2021 - 30 June 2022

	Total	Discounted	Indexed	Other	Notional
Losses available to offset					
Carried forward from prior losses	0.00				
Carried forward from prior losses - Collectables	0.00				
Current year capital losses	0.00				
Current year capital losses - Collectables	0.00				
Total Losses Available	0.00				
Total Losses Available - Collectables	0.00				
Capital Gains					
Capital gains from disposal of assets	0.00	0.00	0.00	0.00	0.00
Capital gains from disposal of assets - Collectables	0.00	0.00	0.00	0.00	0.00
Capital gains from trust distributions	0.00	0.00	0.00	0.00	0.00
Capital Gains Before Losses applied	0.00	0.00	0.00	0.00	0.00
Losses and discount applied					
Losses applied	0.00	0.00	0.00	0.00	0.00
Losses applied - Collectables	0.00	0.00	0.00	0.00	0.00
Capital gains after losses applied	0.00	0.00	0.00	0.00	0.00
Capital gains after losses applied - Collectables	0.00	0.00	0.00	0.00	0.00
CGT Discount applied	0.00				
CGT Discount applied - Collectables	0.00				

Lamonaca Superannuation Fund
Capital Gains Reconciliation Report

For The Period 01 July 2021 - 30 June 2022

	Total	Discounted	Indexed	Other	Notional
Net Capital Gain					
Net capital gain	0.00				
Net capital gain - Collectables	0.00				
Total Net Capital Gain (11A)	0.00				
Net Capital Losses Carried Forward to later income					
Net Capital Losses Carried Forward to later income years	0.00				
Net Capital Losses Carried Forward to later income years - Collectables	0.00				
Total Net Capital Losses Carried Forward to later income years (14V)	0.00				

Note
Refer to Realised Gains Report for details of Disposals at a Security level
Refer to Distribution Reconciliation Report for Trust Distribution details at a Security level

Lamonaca Superannuation Fund

Realised Capital Gains Report

For The Period 01 July 2021 - 30 June 2022

Investment		Accounting Treatment				Tax Treatment						
Purchase Contract Date	Disposal Contract Date	Units	Cost	Proceeds	Accounting Profit/(Loss)	Adjusted Cost Base	Reduced Cost Base	Indexed Cost Base	Indexed Gains	Discounted Gains (Gross)	Other Gains	Capital Loss
Shares in Listed Companies (Australian)												
ALX.AX1 - Atlas Arteria												
03/12/2020	30/08/2021	1.00	6.54	6.63	0.09	6.54	6.54	0.00	0.00	0.00	0.09	0.00
		1.00	6.54	6.63	0.09	6.54	6.54	0.00	0.00	0.00	0.09	0.00
03/12/2020	30/08/2021	100.00	653.83	663.00	9.17	653.83	653.83	0.00	0.00	0.00	9.17	0.00
		100.00	653.83	663.00	9.17	653.83	653.83	0.00	0.00	0.00	9.17	0.00
03/12/2020	30/08/2021	90.00	588.45	596.70	8.25	588.45	588.45	0.00	0.00	0.00	8.25	0.00
		90.00	588.45	596.70	8.25	588.45	588.45	0.00	0.00	0.00	8.25	0.00
03/12/2020	30/08/2021	417.00	2,726.48	2,764.71	38.23	2,726.48	2,726.48	0.00	0.00	0.00	38.23	0.00
		417.00	2,726.48	2,764.71	38.23	2,726.48	2,726.48	0.00	0.00	0.00	38.23	0.00
03/12/2020	30/08/2021	88.00	575.37	583.44	8.07	575.37	575.37	0.00	0.00	0.00	8.07	0.00
		88.00	575.37	583.44	8.07	575.37	575.37	0.00	0.00	0.00	8.07	0.00
03/12/2020	30/08/2021	43.00	281.15	285.09	3.94	281.15	281.15	0.00	0.00	0.00	3.94	0.00
		43.00	281.15	285.09	3.94	281.15	281.15	0.00	0.00	0.00	3.94	0.00
03/12/2020	30/08/2021	5.00	32.69	33.15	0.46	32.69	32.69	0.00	0.00	0.00	0.46	0.00
		5.00	32.69	33.15	0.46	32.69	32.69	0.00	0.00	0.00	0.46	0.00
03/12/2020	30/08/2021	29.00	189.61	192.27	2.66	189.61	189.61	0.00	0.00	0.00	2.66	0.00
		29.00	189.61	192.27	2.66	189.61	189.61	0.00	0.00	0.00	2.66	0.00
03/12/2020	30/08/2021	82.00	536.14	543.66	7.52	536.14	536.14	0.00	0.00	0.00	7.52	0.00
		82.00	536.14	543.66	7.52	536.14	536.14	0.00	0.00	0.00	7.52	0.00
03/12/2020	30/08/2021	89.00	581.91	590.07	8.16	581.91	581.91	0.00	0.00	0.00	8.16	0.00

Lamonaca Superannuation Fund

Realised Capital Gains Report

For The Period 01 July 2021 - 30 June 2022

Investment		Accounting Treatment				Tax Treatment						
Purchase Contract Date	Disposal Contract Date	Units	Cost	Proceeds	Accounting Profit/(Loss)	Adjusted Cost Base	Reduced Cost Base	Indexed Cost Base	Indexed Gains	Discounted Gains (Gross)	Other Gains	Capital Loss
Shares in Listed Companies (Australian)												
		89.00	581.91	590.07	8.16	581.91	581.91	0.00	0.00	0.00	8.16	0.00
03/12/2020	30/08/2021	111.00	725.75	726.43	0.68	725.75	725.75	0.00	0.00	0.00	0.68	0.00
		111.00	725.75	726.43	0.68	725.75	725.75	0.00	0.00	0.00	0.68	0.00
HVN.AX - Harvey Norman Holdings Limited												
22/12/2020	21/07/2021	389.00	1,826.89	2,127.83	300.94	1,826.89	1,826.89	0.00	0.00	0.00	300.94	0.00
		389.00	1,826.89	2,127.83	300.94	1,826.89	1,826.89	0.00	0.00	0.00	300.94	0.00
22/12/2020	21/07/2021	172.00	807.78	940.84	133.06	807.78	807.78	0.00	0.00	0.00	133.06	0.00
		172.00	807.78	940.84	133.06	807.78	807.78	0.00	0.00	0.00	133.06	0.00
22/12/2020	21/07/2021	433.00	2,033.53	2,368.51	334.98	2,033.53	2,033.53	0.00	0.00	0.00	334.98	0.00
		433.00	2,033.53	2,368.51	334.98	2,033.53	2,033.53	0.00	0.00	0.00	334.98	0.00
22/12/2020	21/07/2021	496.00	2,329.40	2,703.62	374.22	2,329.40	2,329.40	0.00	0.00	0.00	374.22	0.00
		496.00	2,329.40	2,703.62	374.22	2,329.40	2,329.40	0.00	0.00	0.00	374.22	0.00
JHG.AX - Janus Henderson Group Plc												
18/03/2021	21/07/2021	2.00	83.75	107.66	23.91	83.75	83.75	0.00	0.00	0.00	23.91	0.00
		2.00	83.75	107.66	23.91	83.75	83.75	0.00	0.00	0.00	23.91	0.00
18/03/2021	21/07/2021	75.00	3,140.77	4,038.00	897.23	3,140.77	3,140.77	0.00	0.00	0.00	897.23	0.00
		75.00	3,140.77	4,038.00	897.23	3,140.77	3,140.77	0.00	0.00	0.00	897.23	0.00
18/03/2021	21/07/2021	15.00	628.15	807.60	179.45	628.15	628.15	0.00	0.00	0.00	179.45	0.00
		15.00	628.15	807.60	179.45	628.15	628.15	0.00	0.00	0.00	179.45	0.00
18/03/2021	21/07/2021	8.00	335.02	430.72	95.70	335.02	335.02	0.00	0.00	0.00	95.70	0.00

Lamonaca Superannuation Fund

Realised Capital Gains Report

For The Period 01 July 2021 - 30 June 2022

Investment		Accounting Treatment				Tax Treatment						
Purchase Contract Date	Disposal Contract Date	Units	Cost	Proceeds	Accounting Profit/(Loss)	Adjusted Cost Base	Reduced Cost Base	Indexed Cost Base	Indexed Gains	Discounted Gains (Gross)	Other Gains	Capital Loss
Shares in Listed Companies (Australian)												
		8.00	335.02	430.72	95.70	335.02	335.02	0.00	0.00	0.00	95.70	0.00
18/03/2021	21/07/2021	10.00	418.77	538.40	119.63	418.77	418.77	0.00	0.00	0.00	119.63	0.00
		10.00	418.77	538.40	119.63	418.77	418.77	0.00	0.00	0.00	119.63	0.00
18/03/2021	21/07/2021	15.00	628.15	807.60	179.45	628.15	628.15	0.00	0.00	0.00	179.45	0.00
		15.00	628.15	807.60	179.45	628.15	628.15	0.00	0.00	0.00	179.45	0.00
18/03/2021	21/07/2021	12.00	502.52	646.08	143.56	502.52	502.52	0.00	0.00	0.00	143.56	0.00
		12.00	502.52	646.08	143.56	502.52	502.52	0.00	0.00	0.00	143.56	0.00
18/03/2021	21/07/2021	10.00	418.77	538.40	119.63	418.77	418.77	0.00	0.00	0.00	119.63	0.00
		10.00	418.77	538.40	119.63	418.77	418.77	0.00	0.00	0.00	119.63	0.00
18/03/2021	21/07/2021	20.00	837.54	1,067.30	229.76	837.54	837.54	0.00	0.00	0.00	229.76	0.00
		20.00	837.54	1,067.30	229.76	837.54	837.54	0.00	0.00	0.00	229.76	0.00
NGI.AX - Navigator Global Investments Limited												
21/07/2021	25/08/2021	1,066.00	1,870.83	1,982.76	111.93	1,870.83	1,870.83	0.00	0.00	0.00	111.93	0.00
21/07/2021	25/08/2021	94.00	164.03	174.84	10.81	164.03	164.03	0.00	0.00	0.00	10.81	0.00
21/07/2021	25/08/2021	106.00	184.97	197.16	12.19	184.97	184.97	0.00	0.00	0.00	12.19	0.00
21/07/2021	25/08/2021	100.00	174.50	186.00	11.50	174.50	174.50	0.00	0.00	0.00	11.50	0.00
21/07/2021	25/08/2021	134.00	233.16	249.24	16.08	233.16	233.16	0.00	0.00	0.00	16.08	0.00
		1,500.00	2,627.49	2,790.00	162.51	2,627.49	2,627.49	0.00	0.00	0.00	162.51	0.00
21/07/2021	25/08/2021	159.00	276.66	295.74	19.08	276.66	276.66	0.00	0.00	0.00	19.08	0.00
		159.00	276.66	295.74	19.08	276.66	276.66	0.00	0.00	0.00	19.08	0.00

Lamonaca Superannuation Fund

Realised Capital Gains Report

For The Period 01 July 2021 - 30 June 2022

Investment		Accounting Treatment				Tax Treatment						
Purchase Contract Date	Disposal Contract Date	Units	Cost	Proceeds	Accounting Profit/(Loss)	Adjusted Cost Base	Reduced Cost Base	Indexed Cost Base	Indexed Gains	Discounted Gains (Gross)	Other Gains	Capital Loss
Shares in Listed Companies (Australian)												
21/07/2021	25/08/2021	120.00	208.80	223.20	14.40	208.80	208.80	0.00	0.00	0.00	14.40	0.00
		120.00	208.80	223.20	14.40	208.80	208.80	0.00	0.00	0.00	14.40	0.00
21/07/2021	25/08/2021	80.00	139.20	148.80	9.60	139.20	139.20	0.00	0.00	0.00	9.60	0.00
		80.00	139.20	148.80	9.60	139.20	139.20	0.00	0.00	0.00	9.60	0.00
21/07/2021	25/08/2021	86.00	149.64	159.10	9.46	149.64	149.64	0.00	0.00	0.00	9.46	0.00
		86.00	149.64	159.10	9.46	149.64	149.64	0.00	0.00	0.00	9.46	0.00
21/07/2021	25/08/2021	899.00	1,564.26	1,663.15	98.89	1,564.26	1,564.26	0.00	0.00	0.00	98.89	0.00
		899.00	1,564.26	1,663.15	98.89	1,564.26	1,564.26	0.00	0.00	0.00	98.89	0.00
21/07/2021	25/08/2021	100.00	174.00	185.00	11.00	174.00	174.00	0.00	0.00	0.00	11.00	0.00
		100.00	174.00	185.00	11.00	174.00	174.00	0.00	0.00	0.00	11.00	0.00
21/07/2021	25/08/2021	97.00	168.78	179.45	10.67	168.78	168.78	0.00	0.00	0.00	10.67	0.00
		97.00	168.78	179.45	10.67	168.78	168.78	0.00	0.00	0.00	10.67	0.00
21/07/2021	25/08/2021	984.00	1,712.16	1,815.48	103.32	1,712.16	1,712.16	0.00	0.00	0.00	103.32	0.00
		984.00	1,712.16	1,815.48	103.32	1,712.16	1,712.16	0.00	0.00	0.00	103.32	0.00
21/07/2021	25/08/2021	62.00	106.64	114.39	7.75	106.64	106.64	0.00	0.00	0.00	7.75	0.00
21/07/2021	25/08/2021	20.00	34.40	36.90	2.50	34.40	34.40	0.00	0.00	0.00	2.50	0.00
		82.00	141.04	151.29	10.25	141.04	141.04	0.00	0.00	0.00	10.25	0.00
21/07/2021	25/08/2021	126.00	216.72	226.49	9.77	216.72	216.72	0.00	0.00	0.00	9.77	0.00
21/07/2021	25/08/2021	27.00	46.98	48.53	1.55	46.98	46.98	0.00	0.00	0.00	1.55	0.00
21/07/2021	25/08/2021	47.00	81.78	84.48	2.70	81.78	81.78	0.00	0.00	0.00	2.70	0.00

Lamonaca Superannuation Fund

Realised Capital Gains Report

For The Period 01 July 2021 - 30 June 2022

Investment		Accounting Treatment				Tax Treatment						
Purchase Contract Date	Disposal Contract Date	Units	Cost	Proceeds	Accounting Profit/(Loss)	Adjusted Cost Base	Reduced Cost Base	Indexed Cost Base	Indexed Gains	Discounted Gains (Gross)	Other Gains	Capital Loss
Shares in Listed Companies (Australian)												
		200.00	345.48	359.50	14.02	345.48	345.48	0.00	0.00	0.00	14.02	0.00
21/07/2021	25/08/2021	704.00	1,224.96	1,293.28	68.32	1,224.96	1,224.96	0.00	0.00	0.00	68.32	0.00
21/07/2021	25/08/2021	489.00	850.86	898.31	47.45	850.86	850.86	0.00	0.00	0.00	47.45	0.00
		1,193.00	2,075.82	2,191.59	115.77	2,075.82	2,075.82	0.00	0.00	0.00	115.77	0.00
SSM.AX - Service Stream Limited												
23/07/2021	14/04/2022	1,172.00	1,087.03	1,116.33	29.30	1,087.03	1,087.03	0.00	0.00	0.00	29.30	0.00
		1,172.00	1,087.03	1,116.33	29.30	1,087.03	1,087.03	0.00	0.00	0.00	29.30	0.00
23/07/2021	14/04/2022	918.00	851.45	874.40	22.96	851.45	851.45	0.00	0.00	0.00	22.96	0.00
		918.00	851.45	874.40	22.96	851.45	851.45	0.00	0.00	0.00	22.96	0.00
23/07/2021	14/04/2022	157.00	145.62	149.54	3.92	145.62	145.62	0.00	0.00	0.00	3.92	0.00
		157.00	145.62	149.54	3.92	145.62	145.62	0.00	0.00	0.00	3.92	0.00
23/07/2021	14/04/2022	233.00	216.11	211.85	(4.26)	216.11	216.11	0.00	0.00	0.00	0.00	(4.26)
		233.00	216.11	211.85	(4.26)	216.11	216.11	0.00	0.00	0.00	0.00	(4.26)
23/07/2021	14/04/2022	3,520.00	3,264.80	3,343.30	78.50	3,264.80	3,264.80	0.00	0.00	0.00	78.50	0.00
		3,520.00	3,264.80	3,343.30	78.50	3,264.80	3,264.80	0.00	0.00	0.00	78.50	0.00
		14,212.00	36,037.30	39,965.43	3,928.14	36,037.30	36,037.30	0.00	0.00	0.00	3,932.40	(4.26)
Stapled Securities												
AVN.AX - Aventus Group												
22/09/2021	04/03/2022	1,450.00	6,980.60	7,492.65	512.05	4,804.06	4,804.06	0.00	0.00	0.00	394.19	0.00
22/09/2021	04/03/2022	15.00	0.00	0.00	0.00	49.70	49.70	0.00	0.00	0.00	4.08	0.00

Lamonaca Superannuation Fund

Realised Capital Gains Report

For The Period 01 July 2021 - 30 June 2022

Investment		Accounting Treatment				Tax Treatment						
Purchase Contract Date	Disposal Contract Date	Units	Cost	Proceeds	Accounting Profit/(Loss)	Adjusted Cost Base	Reduced Cost Base	Indexed Cost Base	Indexed Gains	Discounted Gains (Gross)	Other Gains	Capital Loss
Stapled Securities												
22/09/2021	04/03/2022	150.00	0.00	0.00	0.00	496.97	496.97	0.00	0.00	0.00	40.78	0.00
22/09/2021	04/03/2022	388.00	0.00	0.00	0.00	1,285.50	1,285.50	0.00	0.00	0.00	105.48	0.00
22/09/2021	04/03/2022	87.00	0.00	0.00	0.00	288.24	288.24	0.00	0.00	0.00	23.65	0.00
		2,090.00	6,980.60	7,492.65	512.05	6,924.47	6,924.47	0.00	0.00	0.00	568.18	0.00
DXS.AX2 - Dexus												
05/05/2021	21/07/2021	107.00	1,095.61	1,127.25	31.64	1,109.14	1,109.14	0.00	0.00	0.00	18.11	0.00
		107.00	1,095.61	1,127.25	31.64	1,109.14	1,109.14	0.00	0.00	0.00	18.11	0.00
05/05/2021	21/07/2021	56.00	573.41	589.96	16.55	580.49	580.49	0.00	0.00	0.00	9.47	0.00
		56.00	573.41	589.96	16.55	580.49	580.49	0.00	0.00	0.00	9.47	0.00
05/05/2021	21/07/2021	99.00	1,013.70	1,042.96	29.26	1,026.22	1,026.22	0.00	0.00	0.00	16.74	0.00
		99.00	1,013.70	1,042.96	29.26	1,026.22	1,026.22	0.00	0.00	0.00	16.74	0.00
05/05/2021	21/07/2021	37.00	378.86	389.80	10.94	383.54	383.54	0.00	0.00	0.00	6.26	0.00
		37.00	378.86	389.80	10.94	383.54	383.54	0.00	0.00	0.00	6.26	0.00
05/05/2021	21/07/2021	13.00	133.11	136.89	3.78	134.76	134.76	0.00	0.00	0.00	2.13	0.00
		13.00	133.11	136.89	3.78	134.76	134.76	0.00	0.00	0.00	2.13	0.00
05/05/2021	21/07/2021	13.00	133.11	136.89	3.78	134.76	134.76	0.00	0.00	0.00	2.13	0.00
		13.00	133.11	136.89	3.78	134.76	134.76	0.00	0.00	0.00	2.13	0.00
05/05/2021	21/07/2021	100.00	1,023.94	1,052.99	29.05	1,036.58	1,036.58	0.00	0.00	0.00	16.41	0.00
		100.00	1,023.94	1,052.99	29.05	1,036.58	1,036.58	0.00	0.00	0.00	16.41	0.00
05/05/2021	21/07/2021	65.00	665.56	684.45	18.89	673.78	673.78	0.00	0.00	0.00	10.67	0.00

Lamonaca Superannuation Fund

Realised Capital Gains Report

For The Period 01 July 2021 - 30 June 2022

Investment		Accounting Treatment				Tax Treatment						
Purchase Contract Date	Disposal Contract Date	Units	Cost	Proceeds	Accounting Profit/(Loss)	Adjusted Cost Base	Reduced Cost Base	Indexed Cost Base	Indexed Gains	Discounted Gains (Gross)	Other Gains	Capital Loss
Stapled Securities												
27/11/2020	21/07/2021	5.00	49.07	52.65	3.58	49.70	49.70	0.00	0.00	0.00	2.95	0.00
		70.00	714.63	737.10	22.47	723.48	723.48	0.00	0.00	0.00	13.62	0.00
27/11/2020	21/07/2021	204.00	2,001.92	2,148.13	146.21	2,027.71	2,027.71	0.00	0.00	0.00	120.42	0.00
		204.00	2,001.92	2,148.13	146.21	2,027.71	2,027.71	0.00	0.00	0.00	120.42	0.00
27/11/2020	21/07/2021	24.00	235.52	252.72	17.20	238.55	238.55	0.00	0.00	0.00	14.17	0.00
		24.00	235.52	252.72	17.20	238.55	238.55	0.00	0.00	0.00	14.17	0.00
27/11/2020	21/07/2021	100.00	981.33	1,053.00	71.67	993.98	993.98	0.00	0.00	0.00	59.02	0.00
		100.00	981.33	1,053.00	71.67	993.98	993.98	0.00	0.00	0.00	59.02	0.00
27/11/2020	21/07/2021	150.00	1,472.00	1,579.50	107.50	1,490.96	1,490.96	0.00	0.00	0.00	88.54	0.00
		150.00	1,472.00	1,579.50	107.50	1,490.96	1,490.96	0.00	0.00	0.00	88.54	0.00
27/11/2020	21/07/2021	79.00	775.25	831.87	56.62	785.24	785.24	0.00	0.00	0.00	46.63	0.00
		79.00	775.25	831.87	56.62	785.24	785.24	0.00	0.00	0.00	46.63	0.00
27/11/2020	21/07/2021	67.00	657.49	705.52	48.03	665.96	665.96	0.00	0.00	0.00	39.56	0.00
		67.00	657.49	705.52	48.03	665.96	665.96	0.00	0.00	0.00	39.56	0.00
27/11/2020	21/07/2021	84.00	824.32	875.01	50.69	834.94	834.94	0.00	0.00	0.00	40.07	0.00
		84.00	824.32	875.01	50.69	834.94	834.94	0.00	0.00	0.00	40.07	0.00
GDI.AX - GDI Property Group												
05/05/2021	27/08/2021	6,526.00	6,976.01	7,536.95	560.94	6,801.97	6,801.97	0.00	0.00	0.00	734.98	0.00
01/12/2020	27/08/2021	5,694.00	6,899.24	6,576.07	(323.17)	6,747.39	6,747.39	0.00	0.00	0.00	0.00	(171.32)
		12,220.00	13,875.25	14,113.02	237.77	13,549.36	13,549.36	0.00	0.00	0.00	734.98	(171.32)

Lamonaca Superannuation Fund

Realised Capital Gains Report

For The Period 01 July 2021 - 30 June 2022

Investment		Accounting Treatment				Tax Treatment						
Purchase Contract Date	Disposal Contract Date	Units	Cost	Proceeds	Accounting Profit/(Loss)	Adjusted Cost Base	Reduced Cost Base	Indexed Cost Base	Indexed Gains	Discounted Gains (Gross)	Other Gains	Capital Loss
Stapled Securities												
		15,513.00	32,870.05	34,265.26	1,395.21	32,640.14	32,640.14	0.00	0.00	0.00	1,796.44	(171.32)
Units in Listed Unit Trusts (Australian)												
ABP.AX1 - Abacus Property Group												
26/11/2020	21/07/2021	43.00	137.36	137.18	(0.18)	134.81	134.81	0.00	0.00	0.00	2.37	0.00
		43.00	137.36	137.18	(0.18)	134.81	134.81	0.00	0.00	0.00	2.37	0.00
26/11/2020	21/07/2021	451.00	1,440.67	1,440.94	0.27	1,413.98	1,413.98	0.00	0.00	0.00	26.96	0.00
		451.00	1,440.67	1,440.94	0.27	1,413.98	1,413.98	0.00	0.00	0.00	26.96	0.00
26/11/2020	21/07/2021	509.00	1,625.95	1,626.26	0.31	1,595.83	1,595.83	0.00	0.00	0.00	30.43	0.00
		509.00	1,625.95	1,626.26	0.31	1,595.83	1,595.83	0.00	0.00	0.00	30.43	0.00
26/11/2020	21/07/2021	685.00	2,188.16	2,188.57	0.41	2,147.63	2,147.63	0.00	0.00	0.00	40.94	0.00
		685.00	2,188.16	2,188.57	0.41	2,147.63	2,147.63	0.00	0.00	0.00	40.94	0.00
26/11/2020	21/07/2021	250.00	798.60	797.50	(1.10)	783.81	783.81	0.00	0.00	0.00	13.69	0.00
		250.00	798.60	797.50	(1.10)	783.81	783.81	0.00	0.00	0.00	13.69	0.00
26/11/2020	21/07/2021	40.00	127.78	127.61	(0.17)	125.41	125.41	0.00	0.00	0.00	2.20	0.00
		40.00	127.78	127.61	(0.17)	125.41	125.41	0.00	0.00	0.00	2.20	0.00
26/11/2020	21/07/2021	182.00	581.38	580.57	(0.81)	570.61	570.61	0.00	0.00	0.00	9.96	0.00
03/05/2021	21/07/2021	86.00	265.92	274.34	8.42	260.83	260.83	0.00	0.00	0.00	13.51	0.00
		268.00	847.30	854.91	7.61	831.44	831.44	0.00	0.00	0.00	23.47	0.00
03/05/2021	21/07/2021	172.00	531.83	548.69	16.86	521.66	521.66	0.00	0.00	0.00	27.03	0.00
		172.00	531.83	548.69	16.86	521.66	521.66	0.00	0.00	0.00	27.03	0.00

Lamonaca Superannuation Fund

Realised Capital Gains Report

For The Period 01 July 2021 - 30 June 2022

Investment		Accounting Treatment				Tax Treatment						
Purchase Contract Date	Disposal Contract Date	Units	Cost	Proceeds	Accounting Profit/(Loss)	Adjusted Cost Base	Reduced Cost Base	Indexed Cost Base	Indexed Gains	Discounted Gains (Gross)	Other Gains	Capital Loss
Units in Listed Unit Trusts (Australian)												
03/05/2021	21/07/2021	440.00	1,360.51	1,403.59	43.08	1,334.47	1,334.47	0.00	0.00	0.00	69.12	0.00
		440.00	1,360.51	1,403.59	43.08	1,334.47	1,334.47	0.00	0.00	0.00	69.12	0.00
03/05/2021	21/07/2021	469.00	1,450.18	1,496.10	45.92	1,422.42	1,422.42	0.00	0.00	0.00	73.68	0.00
		469.00	1,450.18	1,496.10	45.92	1,422.42	1,422.42	0.00	0.00	0.00	73.68	0.00
03/05/2021	21/07/2021	320.00	989.46	1,020.81	31.35	970.52	970.52	0.00	0.00	0.00	50.29	0.00
		320.00	989.46	1,020.81	31.35	970.52	970.52	0.00	0.00	0.00	50.29	0.00
03/05/2021	21/07/2021	658.00	2,034.57	2,099.02	64.45	1,995.64	1,995.64	0.00	0.00	0.00	103.38	0.00
		658.00	2,034.57	2,099.02	64.45	1,995.64	1,995.64	0.00	0.00	0.00	103.38	0.00
03/05/2021	21/07/2021	26.00	80.39	82.93	2.54	78.85	78.85	0.00	0.00	0.00	4.08	0.00
		26.00	80.39	82.93	2.54	78.85	78.85	0.00	0.00	0.00	4.08	0.00
03/05/2021	21/07/2021	88.00	272.10	271.23	(0.87)	266.89	266.89	0.00	0.00	0.00	4.34	0.00
		88.00	272.10	271.23	(0.87)	266.89	266.89	0.00	0.00	0.00	4.34	0.00
ARF.AX - Arena Reit.												
09/12/2020	21/07/2021	390.00	1,132.54	1,439.10	306.56	1,124.38	1,124.38	0.00	0.00	0.00	314.72	0.00
		390.00	1,132.54	1,439.10	306.56	1,124.38	1,124.38	0.00	0.00	0.00	314.72	0.00
09/12/2020	21/07/2021	100.00	290.39	369.00	78.61	288.30	288.30	0.00	0.00	0.00	80.70	0.00
		100.00	290.39	369.00	78.61	288.30	288.30	0.00	0.00	0.00	80.70	0.00
09/12/2020	21/07/2021	100.00	290.39	369.00	78.61	288.30	288.30	0.00	0.00	0.00	80.70	0.00
		100.00	290.39	369.00	78.61	288.30	288.30	0.00	0.00	0.00	80.70	0.00
09/12/2020	21/07/2021	39.00	113.25	143.91	30.66	112.44	112.44	0.00	0.00	0.00	31.47	0.00

Lamonaca Superannuation Fund

Realised Capital Gains Report

For The Period 01 July 2021 - 30 June 2022

Investment		Accounting Treatment				Tax Treatment						
Purchase Contract Date	Disposal Contract Date	Units	Cost	Proceeds	Accounting Profit/(Loss)	Adjusted Cost Base	Reduced Cost Base	Indexed Cost Base	Indexed Gains	Discounted Gains (Gross)	Other Gains	Capital Loss
Units in Listed Unit Trusts (Australian)												
		39.00	113.25	143.91	30.66	112.44	112.44	0.00	0.00	0.00	31.47	0.00
09/12/2020	21/07/2021	25.00	72.60	92.25	19.65	72.08	72.08	0.00	0.00	0.00	20.17	0.00
		25.00	72.60	92.25	19.65	72.08	72.08	0.00	0.00	0.00	20.17	0.00
09/12/2020	21/07/2021	35.00	101.64	129.15	27.51	100.91	100.91	0.00	0.00	0.00	28.24	0.00
		35.00	101.64	129.15	27.51	100.91	100.91	0.00	0.00	0.00	28.24	0.00
09/12/2020	21/07/2021	120.00	348.47	442.80	94.33	345.96	345.96	0.00	0.00	0.00	96.84	0.00
		120.00	348.47	442.80	94.33	345.96	345.96	0.00	0.00	0.00	96.84	0.00
09/12/2020	21/07/2021	550.00	1,597.17	2,029.50	432.33	1,585.67	1,585.67	0.00	0.00	0.00	443.83	0.00
		550.00	1,597.17	2,029.50	432.33	1,585.67	1,585.67	0.00	0.00	0.00	443.83	0.00
09/12/2020	21/07/2021	54.00	156.81	199.26	42.45	155.68	155.68	0.00	0.00	0.00	43.58	0.00
		54.00	156.81	199.26	42.45	155.68	155.68	0.00	0.00	0.00	43.58	0.00
09/12/2020	21/07/2021	5.00	14.52	18.45	3.93	14.42	14.42	0.00	0.00	0.00	4.03	0.00
		5.00	14.52	18.45	3.93	14.42	14.42	0.00	0.00	0.00	4.03	0.00
09/12/2020	21/07/2021	3.00	8.71	11.07	2.36	8.65	8.65	0.00	0.00	0.00	2.42	0.00
		3.00	8.71	11.07	2.36	8.65	8.65	0.00	0.00	0.00	2.42	0.00
09/12/2020	21/07/2021	29.00	84.21	107.01	22.80	83.61	83.61	0.00	0.00	0.00	23.40	0.00
		29.00	84.21	107.01	22.80	83.61	83.61	0.00	0.00	0.00	23.40	0.00
09/12/2020	21/07/2021	320.00	929.26	1,180.80	251.54	922.57	922.57	0.00	0.00	0.00	258.23	0.00
		320.00	929.26	1,180.80	251.54	922.57	922.57	0.00	0.00	0.00	258.23	0.00
09/12/2020	21/07/2021	443.00	1,286.45	1,634.67	348.22	1,277.19	1,277.19	0.00	0.00	0.00	357.48	0.00

Lamonaca Superannuation Fund

Realised Capital Gains Report

For The Period 01 July 2021 - 30 June 2022

Investment		Accounting Treatment				Tax Treatment						
Purchase Contract Date	Disposal Contract Date	Units	Cost	Proceeds	Accounting Profit/(Loss)	Adjusted Cost Base	Reduced Cost Base	Indexed Cost Base	Indexed Gains	Discounted Gains (Gross)	Other Gains	Capital Loss
Units in Listed Unit Trusts (Australian)												
		443.00	1,286.45	1,634.67	348.22	1,277.19	1,277.19	0.00	0.00	0.00	357.48	0.00
09/12/2020	21/07/2021	197.00	572.08	717.43	145.35	567.96	567.96	0.00	0.00	0.00	149.47	0.00
		197.00	572.08	717.43	145.35	567.96	567.96	0.00	0.00	0.00	149.47	0.00
CQE.AX - Charter Hall Social Infrastructure Reit												
02/12/2020	21/07/2021	81.00	244.95	289.17	44.22	247.68	247.68	0.00	0.00	0.00	41.49	0.00
		81.00	244.95	289.17	44.22	247.68	247.68	0.00	0.00	0.00	41.49	0.00
02/12/2020	21/07/2021	100.00	302.41	357.00	54.59	305.77	305.77	0.00	0.00	0.00	51.23	0.00
		100.00	302.41	357.00	54.59	305.77	305.77	0.00	0.00	0.00	51.23	0.00
02/12/2020	21/07/2021	9.00	27.22	32.13	4.91	27.52	27.52	0.00	0.00	0.00	4.61	0.00
		9.00	27.22	32.13	4.91	27.52	27.52	0.00	0.00	0.00	4.61	0.00
02/12/2020	21/07/2021	9.00	27.22	32.13	4.91	27.52	27.52	0.00	0.00	0.00	4.61	0.00
		9.00	27.22	32.13	4.91	27.52	27.52	0.00	0.00	0.00	4.61	0.00
02/12/2020	21/07/2021	160.00	483.86	571.20	87.34	489.24	489.24	0.00	0.00	0.00	81.96	0.00
		160.00	483.86	571.20	87.34	489.24	489.24	0.00	0.00	0.00	81.96	0.00
02/12/2020	21/07/2021	35.00	105.84	124.95	19.11	107.02	107.02	0.00	0.00	0.00	17.93	0.00
		35.00	105.84	124.95	19.11	107.02	107.02	0.00	0.00	0.00	17.93	0.00
02/12/2020	21/07/2021	72.00	217.74	257.04	39.30	220.16	220.16	0.00	0.00	0.00	36.88	0.00
		72.00	217.74	257.04	39.30	220.16	220.16	0.00	0.00	0.00	36.88	0.00
02/12/2020	21/07/2021	1,500.00	4,536.16	5,355.00	818.84	4,586.58	4,586.58	0.00	0.00	0.00	768.42	0.00
		1,500.00	4,536.16	5,355.00	818.84	4,586.58	4,586.58	0.00	0.00	0.00	768.42	0.00

Lamonaca Superannuation Fund

Realised Capital Gains Report

For The Period 01 July 2021 - 30 June 2022

Investment		Accounting Treatment				Tax Treatment						
Purchase Contract Date	Disposal Contract Date	Units	Cost	Proceeds	Accounting Profit/(Loss)	Adjusted Cost Base	Reduced Cost Base	Indexed Cost Base	Indexed Gains	Discounted Gains (Gross)	Other Gains	Capital Loss
Units in Listed Unit Trusts (Australian)												
02/12/2020	21/07/2021	332.00	1,004.00	1,185.24	181.24	1,015.16	1,015.16	0.00	0.00	0.00	170.08	0.00
		332.00	1,004.00	1,185.24	181.24	1,015.16	1,015.16	0.00	0.00	0.00	170.08	0.00
02/12/2020	21/07/2021	14.00	42.34	40.48	(1.86)	42.81	42.81	0.00	0.00	0.00	0.00	(2.33)
		14.00	42.34	40.48	(1.86)	42.81	42.81	0.00	0.00	0.00	0.00	(2.33)
VHY.AX - Vanguard Australian Shares High Yield Etf - Accumulation												
22/12/2020	22/09/2021	116.00	6,967.18	7,465.54	498.36	6,971.11	6,971.11	0.00	0.00	0.00	494.43	0.00
		116.00	6,967.18	7,465.54	498.36	6,971.11	6,971.11	0.00	0.00	0.00	494.43	0.00
		9,257.00	34,842.27	38,688.62	3,846.35	34,612.05	34,612.05	0.00	0.00	0.00	4,078.90	(2.33)
		38,982.00	103,749.62	112,919.31	9,169.70	103,289.49	103,289.49	0.00	0.00	0.00	9,807.74	(177.91)

24800 - Changes in Market Values of Other Assets

2022 Financial Year

Preparer Mc Ren Sotto

Reviewer Steven Lee

Status Completed

Account Code	Description	CY Balance	LY Balance	Change
24800	Changes in Market Values of Other Assets		(\$316.88)	100%
TOTAL		CY Balance	LY Balance	
			(\$316.88)	

Supporting Documents

- General Ledger [Report](#)

Standard Checklist

- Attach all supporting Documentation
- Has the Fund received any non-arm's length income? If so, it may be taxed at 47%

Lamonaca Superannuation Fund

General Ledger

As at 30 June 2022

Transaction Date	Description	Units	Debit	Credit	Balance \$
					0.00 DR

Total Debits: 0.00

Total Credits: 0.00

25000 - Interest Received

2022 Financial Year

Preparer Mc Ren Sotto

Reviewer Steven Lee

Status Completed

Account Code	Description	CY Balance	LY Balance	Change
SCORPB536	Suncorp Business Saver ***536	(\$9.53)	(\$25.54)	(62.69)%
TOTAL		CY Balance	LY Balance	
		(\$9.53)	(\$25.54)	

Supporting Documents

- Interest Reconciliation Report [Report](#)

Standard Checklist

- Attach Interest Reconciliation Report
- Ensure all interest has been recorded from Bank Statements
- Review Statements to ensure all TFN withheld has been input

Lamonaca Superannuation Fund
Interest Reconciliation Report

For The Period 01 July 2021 - 30 June 2022

Date	Payment Amount	Gross Interest	TFN Withheld	Foreign Income	Foreign Credits
Bank Accounts					
SCORPB536 Suncorp Business Saver ***536					
31/07/2021	0.49	0.49			
31/08/2021	0.52	0.52			
30/09/2021	0.63	0.63			
31/10/2021	0.98	0.98			
30/11/2021	0.73	0.73			
31/12/2021	0.76	0.76			
31/01/2022	0.75	0.75			
28/02/2022	0.62	0.62			
31/03/2022	0.72	0.72			
30/04/2022	0.90	0.90			
31/05/2022	0.97	0.97			
30/06/2022	1.46	1.46			
	9.53	9.53			
	9.53	9.53			
TOTAL	9.53	9.53			

Tax Return Reconciliation

	Totals	Tax Return Label
Gross Interest	9.53	11C

26500 - Other Investment Income

2022 Financial Year

Preparer Mc Ren Sotto

Reviewer Steven Lee

Status Completed

Account Code	Description	CY Balance	LY Balance	Change
SHOTHER	DRP Residual Balance Refund		(\$15.59)	100%
TOTAL		CY Balance	LY Balance	
			(\$15.59)	

Supporting Documents

- General Ledger [Report](#)

Standard Checklist

- Attach all source documentation

Lamonaca Superannuation Fund

General Ledger

As at 30 June 2022

Transaction Date	Description	Units	Debit	Credit	Balance \$
					0.00 DR

Total Debits: 0.00

Total Credits: 0.00

30100 - Accountancy Fees

2022 Financial Year

Preparer Mc Ren Sotto

Reviewer Steven Lee

Status Completed

Account Code	Description	CY Balance	LY Balance	Change
30100	Accountancy Fees	\$1,778.00	\$440.00	304.09%
TOTAL		CY Balance	LY Balance	
		\$1,778.00	\$440.00	

Supporting Documents

- General Ledger [Report](#)
- INV-0362.pdf

Standard Checklist

- Attach all source documentation
- Ensure all Transactions have been entered

Lamonaca Superannuation Fund

General Ledger

As at 30 June 2022

Transaction Date	Description	Units	Debit	Credit	Balance \$
Accountancy Fees (30100)					
<u>Accountancy Fees (30100)</u>					
01/02/2022	INTERNET EXTERNAL TRANSFER TO 062099 010417929 REF NO 38658562 superhelp		448.00		448.00 DR
26/05/2022	INTERNET EXTERNAL TRANSFER TO 062099 010417929 REF NO 83441612 LAMONACA SUPER ANN		1,330.00		1,778.00 DR
			1,778.00		1,778.00 DR

Total Debits: 1,778.00

Total Credits: 0.00



TAX INVOICE

Lamonaca Superannuation Fund

Invoice Date
28 Jan 2022

Invoice Number
INV-0362

ABN
60 061 126 663

SuperHelp Australia
PTY LTD
PO Box 1906
MACQUARIE
CENTRE NSW 2113
AUSTRALIA

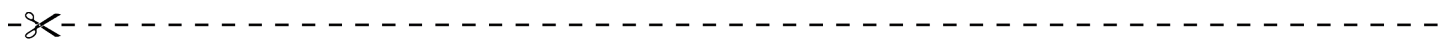
Item	Description	Quantity	Unit Price	GST	Amount AUD
EOY	SMSF Annual Administration - First Year	1.00	998.00	10%	998.00
INCLUDES GST 10%					90.73
TOTAL AUD					998.00
Less Amount Paid					998.00
AMOUNT DUE AUD					0.00

Due Date: 11 Feb 2022

Please pay the balance of our fees by direct credit into our bank account.

OUR BANK DETAILS (Use your name or your SMSF name as the reference):

Account Name: Superhelp Australia Pty Ltd
Bank: Commonwealth Bank
BSB: 06 2099
Account Number: 1041 7929



PAYMENT ADVICE

To: SuperHelp Australia PTY LTD
PO Box 1906
MACQUARIE CENTRE NSW 2113
AUSTRALIA

Customer Lamonaca Superannuation Fund

Invoice Number INV-0362

Amount Due **0.00**

Due Date 11 Feb 2022

Amount Enclosed

Enter the amount you are paying above

30400 - ATO Supervisory Levy

2022 Financial Year

Preparer Mc Ren Sotto

Reviewer Steven Lee

Status Completed

Account Code	Description	CY Balance	LY Balance	Change
30400	ATO Supervisory Levy	\$259.00	\$259.00	0%
TOTAL		CY Balance	LY Balance	
		\$259.00	\$259.00	

Supporting Documents

- General Ledger [Report](#)

Standard Checklist

- Attach all source documentation
- Ensure all Transactions have been entered

Lamonaca Superannuation Fund

General Ledger

As at 30 June 2022

Transaction Date	Description	Units	Debit	Credit	Balance \$
ATO Supervisory Levy (30400)					
<u>ATO Supervisory Levy (30400)</u>					
07/06/2022	BPAY DEBIT VIA INTERNET TAX OFFICE PAYMENTS 551007723030177921 REFERENCE NUMBER 24613630		259.00		259.00 DR
			259.00		259.00 DR

Total Debits: 259.00

Total Credits: 0.00

30700 - Auditor's Remuneration

2022 Financial Year

Preparer Mc Ren Sotto

Reviewer Steven Lee

Status Completed

Account Code	Description	CY Balance	LY Balance	Change
30700	Auditor's Remuneration	\$550.00	\$450.00	22.22%
TOTAL		CY Balance	LY Balance	
		\$550.00	\$450.00	

Supporting Documents

- General Ledger [Report](#)
- INV-0362.pdf

Standard Checklist

- Attach all source documentation
- Ensure all Transactions have been entered

Lamonaca Superannuation Fund

General Ledger

As at 30 June 2022

Transaction Date	Description	Units	Debit	Credit	Balance \$
Auditor's Remuneration (30700)					
Auditor's Remuneration (30700)					
01/02/2022	INTERNET EXTERNAL TRANSFER TO 062099 010417929 REF NO 38658562 superhelp		550.00		550.00 DR
			550.00		550.00 DR

Total Debits: 550.00

Total Credits: 0.00



TAX INVOICE

Lamonaca Superannuation Fund

Invoice Date
28 Jan 2022

Invoice Number
INV-0362

ABN
60 061 126 663

SuperHelp Australia
PTY LTD
PO Box 1906
MACQUARIE
CENTRE NSW 2113
AUSTRALIA

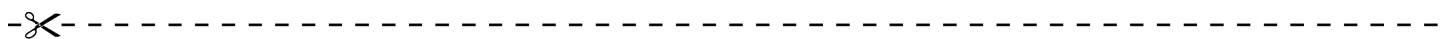
Item	Description	Quantity	Unit Price	GST	Amount AUD
EOY	SMSF Annual Administration - First Year	1.00	998.00	10%	998.00
INCLUDES GST 10%					90.73
TOTAL AUD					998.00
Less Amount Paid					998.00
AMOUNT DUE AUD					0.00

Due Date: 11 Feb 2022

Please pay the balance of our fees by direct credit into our bank account.

OUR BANK DETAILS (Use your name or your SMSF name as the reference):

Account Name: Superhelp Australia Pty Ltd
Bank: Commonwealth Bank
BSB: 06 2099
Account Number: 1041 7929



PAYMENT ADVICE

To: SuperHelp Australia PTY LTD
PO Box 1906
MACQUARIE CENTRE NSW 2113
AUSTRALIA

Customer Lamonaca Superannuation Fund

Invoice Number INV-0362

Amount Due **0.00**

Due Date 11 Feb 2022

Amount Enclosed

Enter the amount you are paying above

41600 - Pensions Paid

2022 Financial Year

Preparer Mc Ren Sotto

Reviewer Steven Lee

Status Completed

Account Code	Description	CY Balance	LY Balance	Change
LAMMIC00002P	(Pensions Paid) Lamonaca, Michael - Pension (Account Based Pension)	\$2,500.00		100%
TOTAL		CY Balance	LY Balance	
		\$2,500.00		

Supporting Documents

- Pension Summary Report [Report](#)
- Pension_Calc.pdf

Standard Checklist

- Attach copy of Pension Summary Report
- Ensure Member(s) have been advised of pension for coming year
- Ensure Minimum Pension has been paid for each account

Lamonaca Superannuation Fund

Pension Summary

As at 30 June 2022

Member Name : Lamonaca, Michael

Member Age : 60* (Date of Birth : Provided)

Member Code	Pension Type	Pension Start Date	Tax Free	Min / PF	Minimum	Maximum	Gross Pension Payments	PAYG	Net Pension Payment	Amount to reach Minimum
LAMMICO0002P	Account Based Pension	01/07/2021	0.00%	2.00%	\$2,470.00*	N/A	\$2,500.00	\$0.00	\$2,500.00	NIL

*COVID-19 50% reduction has been applied to the minimum pension amount.

					\$2,470.00	\$0.00	\$2,500.00	\$0.00	\$2,500.00	\$0.00
--	--	--	--	--	-------------------	---------------	-------------------	---------------	-------------------	---------------

Total :

					\$2,470.00	\$0.00	\$2,500.00	\$0.00	\$2,500.00	\$0.00
--	--	--	--	--	-------------------	---------------	-------------------	---------------	-------------------	---------------

*Age as at 01/07/2021 or pension start date for new pensions.



SuperHelp Australia Pty Ltd

ABN 60 061 126 663

P O Box 454

Burwood, NSW 1805

Phone: 1 300 736 453

Fax: (02) 8456 5904

Website: www.superhelp.com.au

Date: 06 October 2022

Dear Sir/Madam,

**Re: Pension Requirements for Pension Member(s) for
Lamonaca Superannuation Fund**

Please find attached your pension requirement(s) for the 2022-2023 financial year.

Please ensure that the pension for the 2022-2023 income year fits within these Minimum and Maximum levels. Please note that any pensions that would have been commenced during the 2022-2023 income year are not included in the calculations.

Sincerely Yours,

Superhelp Australia Pty Ltd

Lamonaca Superannuation Fund
Yearly Projected Pension Calculation Report

As at 01 July 2022

Member Name	Member Code	Pension Type	Pension Start/ Conversion Date	Age (as at 01/07/2022)	Opening Balance	Minimum Amount *	Maximum Amount	Tax Free %	Min Tax Free Payments	Min Taxable Payments
Lamonaca, Michael	LAMMIC00002P	Account Based Pension	01/07/2021	61	111,787.30	2,240.00	N/A	0.00	0.00	2,240.00
					111,787.30	2,240.00			0.00	2,240.00
					111,787.30	2,240.00			0.00	2,240.00

* COVID-19 50% reduction has been applied to the minimum pension amount

48500 - Income Tax Expense

2022 Financial Year

Preparer Mc Ren Sotto

Reviewer Steven Lee

Status Completed

Account Code	Description	CY Balance	LY Balance	Change
48500	Income Tax Expense	(\$2,966.05)	\$1,223.04	(342.51)%
TOTAL		CY Balance	LY Balance	
		(\$2,966.05)	\$1,223.04	

Supporting Documents

No supporting documents

49000 - Profit/Loss Allocation Account

2022 Financial Year

Preparer Mc Ren Sotto

Reviewer Steven Lee

Status Rework Required

Account Code	Description	CY Balance	LY Balance	Change
49000	Profit/Loss Allocation Account	(\$11,848.94)	\$28,281.09	(141.9)%
TOTAL		CY Balance	LY Balance	
		(\$11,848.94)	\$28,281.09	

Supporting Documents

No supporting documents

50000 - Members

2022 Financial Year

Preparer Mc Ren Sotto

Reviewer Steven Lee

Status Rework Required

Account Code	Description	Opening Balance	Contribution Income	Earnings	Member Payments	Tax & Fees	Closing Balance	Change
LAMMIC00001A	Lamonaca, Michael - Accumulation (Accumulation)	(\$123,636.24)		\$0.00	\$123,636.24			100%
LAMMIC00002P	Lamonaca, Michael - Pension (Account Based Pension)		(\$123,636.24)	\$9,637.42	\$2,500.00	(\$288.48)	(\$111,787.30)	
TOTAL		Opening Balance	Contribution Income	Earnings	Member Payments	Tax & Fees	Closing Balance	
		(\$123,636.24)	(\$123,636.24)	\$9,637.42	\$126,136.24	(\$288.48)	(\$111,787.30)	

Supporting Documents

- Members Statements [Report](#)
- Members Summary [Report](#)

Standard Checklist

- Attach copies of Members Statements

Lamonaca Superannuation Fund

Members Statement

Paula Lamonaca
 18/6 King Street
 Turramurra, New South Wales, 2074, Australia

Your Details

Date of Birth :	Provided	Nominated Beneficiaries:	N/A
Age:	55	Nomination Type:	N/A
Tax File Number:	Provided	Vested Benefits:	
Date Joined Fund:	01/07/2020	Total Death Benefit:	
Service Period Start Date:	23/05/2001		
Date Left Fund:	01/07/2021		
Member Code:	LAMPAU00001A		
Account Start Date:	01/07/2020		
Account Phase:	Accumulation Phase		
Account Description:	Accumulation		

Your Balance

Total Benefits

Preservation Components

Preserved
 Unrestricted Non Preserved
 Restricted Non Preserved

Tax Components

Tax Free
 Taxable

Your Detailed Account Summary

	This Year	Last Year
Opening balance at 01/07/2021		
<u>Increases to Member account during the period</u>		
Employer Contributions		
Personal Contributions (Concessional)		
Personal Contributions (Non Concessional)		
Government Co-Contributions		
Other Contributions		
Proceeds of Insurance Policies		
Transfers In		
Net Earnings		
Internal Transfer In		
<u>Decreases to Member account during the period</u>		
Pensions Paid		
Contributions Tax		
Income Tax		
No TFN Excess Contributions Tax		
Excess Contributions Tax		
Refund Excess Contributions		
Division 293 Tax		
Insurance Policy Premiums Paid		
Management Fees		
Member Expenses		
Benefits Paid/Transfers Out		
Superannuation Surcharge Tax		
Internal Transfer Out		
Closing balance at 30/06/2022	0.00	0.00

Lamonaca Superannuation Fund
Members Statement

Trustee's Disclaimer

This statement has been prepared by the Trustee for the member whose name appears at the top of this statement. Every effort has been made by the Trustee to ensure the accuracy and completeness of this Statement. The Trustee does not accept any liability for any error, omission or misprint. All amounts shown in relation to benefits do not take into account any amounts which may be withheld to satisfy the requirements imposed by the Income Tax Assessment Act 1936.

Signed by all the trustees of the fund

Michael Lamonaca
Director

Lamonaca Superannuation Fund

Members Statement

Michael Lamonaca
 18/6 King Street
 Turramurra, New South Wales, 2074, Australia

Your Details

Date of Birth :	Provided	Nominated Beneficiaries:	N/A
Age:	61	Nomination Type:	N/A
Tax File Number:	Provided	Vested Benefits:	
Date Joined Fund:	01/07/2020	Total Death Benefit:	
Service Period Start Date:	23/05/2001		
Date Left Fund:	01/07/2021		
Member Code:	LAMMIC00001A		
Account Start Date:	01/07/2020		
Account Phase:	Accumulation Phase		
Account Description:	Accumulation		

Your Balance

Total Benefits

Preservation Components

Preserved
 Unrestricted Non Preserved
 Restricted Non Preserved

Tax Components

Tax Free
 Taxable

Your Detailed Account Summary

	This Year	Last Year
Opening balance at 01/07/2021	123,636.24	95,355.15
<u>Increases to Member account during the period</u>		
Employer Contributions		
Personal Contributions (Concessional)		
Personal Contributions (Non Concessional)		
Government Co-Contributions		
Other Contributions		
Proceeds of Insurance Policies		
Transfers In		
Net Earnings		30,470.37
Internal Transfer In		
<u>Decreases to Member account during the period</u>		
Pensions Paid		
Contributions Tax		
Income Tax		2,189.28
No TFN Excess Contributions Tax		
Excess Contributions Tax		
Refund Excess Contributions		
Division 293 Tax		
Insurance Policy Premiums Paid		
Management Fees		
Member Expenses		
Benefits Paid/Transfers Out		
Superannuation Surcharge Tax		
Internal Transfer Out	123,636.24	
Closing balance at 30/06/2022	0.00	123,636.24

Lamonaca Superannuation Fund
Members Statement

Trustee's Disclaimer

This statement has been prepared by the Trustee for the member whose name appears at the top of this statement. Every effort has been made by the Trustee to ensure the accuracy and completeness of this Statement. The Trustee does not accept any liability for any error, omission or misprint. All amounts shown in relation to benefits do not take into account any amounts which may be withheld to satisfy the requirements imposed by the Income Tax Assessment Act 1936.

Signed by all the trustees of the fund

Michael Lamonaca
Director

Lamonaca Superannuation Fund

Members Statement

Michael Lamonaca
 18/6 King Street
 Turramurra, New South Wales, 2074, Australia

Your Details

Date of Birth :	Provided	Nominated Beneficiaries:	N/A
Age:	61	Nomination Type:	N/A
Tax File Number:	Provided	Vested Benefits:	111,787.30
Date Joined Fund:	01/07/2020	Total Death Benefit:	111,787.30
Service Period Start Date:	23/05/2001		
Date Left Fund:			
Member Code:	LAMMIC00002P		
Account Start Date:	01/07/2021		
Account Phase:	Retirement Phase		
Account Description:	Account Based Pension		

Your Balance

Total Benefits	111,787.30
<u>Preservation Components</u>	
Preserved	
Unrestricted Non Preserved	111,787.30
Restricted Non Preserved	
<u>Tax Components</u>	
Tax Free (0.00%)	
Taxable	111,787.30

Your Detailed Account Summary

	This Year	Last Year
Opening balance at 01/07/2021		
<u>Increases to Member account during the period</u>		
Employer Contributions		
Personal Contributions (Concessional)		
Personal Contributions (Non Concessional)		
Government Co-Contributions		
Other Contributions		
Proceeds of Insurance Policies		
Transfers In		
Net Earnings	(9,637.42)	
Internal Transfer In	123,636.24	
<u>Decreases to Member account during the period</u>		
Pensions Paid	2,500.00	
Contributions Tax		
Income Tax	(288.48)	
No TFN Excess Contributions Tax		
Excess Contributions Tax		
Refund Excess Contributions		
Division 293 Tax		
Insurance Policy Premiums Paid		
Management Fees		
Member Expenses		
Benefits Paid/Transfers Out		
Superannuation Surcharge Tax		
Internal Transfer Out		
Closing balance at 30/06/2022	111,787.30	0.00

Lamonaca Superannuation Fund
Members Statement

Trustee's Disclaimer

This statement has been prepared by the Trustee for the member whose name appears at the top of this statement. Every effort has been made by the Trustee to ensure the accuracy and completeness of this Statement. The Trustee does not accept any liability for any error, omission or misprint. All amounts shown in relation to benefits do not take into account any amounts which may be withheld to satisfy the requirements imposed by the Income Tax Assessment Act 1936.

Signed by all the trustees of the fund

Michael Lamonaca
Director

Lamonaca Superannuation Fund
Members Summary

As at 30 June 2022

Opening Balances	Increases				Decreases				Closing Balance	
	Contributions	Transfers In	Net Earnings	Insurance Proceeds	Pensions Paid	Contributions Tax	Taxes Paid	Benefits Paid/Transfers Out		Insurance Premiums
Paula Lamonaca (Age: 55)										
LAMPAU00001A - Accumulation										
Michael Lamonaca (Age: 61)										
LAMMIC00001A - Accumulation										
123,636.24								123,636.24		
LAMMIC00002P - Account Based Pension - Tax Free: 0.00%										
		123,636.24	(9,637.42)		2,500.00		(288.48)			111,787.30
123,636.24		123,636.24	(9,637.42)		2,500.00		(288.48)	123,636.24		111,787.30
123,636.24		123,636.24	(9,637.42)		2,500.00		(288.48)	123,636.24		111,787.30

60400 - Bank Accounts

2022 Financial Year

Preparer Mc Ren Sotto

Reviewer Steven Lee

Status Rework Required

Account Code	Description	CY Balance	LY Balance	Change
SCORP081	Suncorp Business Everyday ***081	\$6,531.10		100%
SCORPB536	Suncorp Business Saver ***536	\$6,717.74	\$2,772.38	142.31%
SWCAC	Self Wealth Cash Acc		\$4.60	100%
TOTAL		CY Balance	LY Balance	
		\$13,248.84	\$2,776.98	

Supporting Documents

- Bank Statement Report [Report](#)
- Super check from 1_10_21 to 31_12_21.pdf [SCORP081](#)
- Super check from 1_4_22 to 30_6_22.pdf [SCORP081](#)
- Super check from 1_1_22 to 31_3_22.pdf [SCORP081](#)
- super check from 1_7_21 to 30_9_21.pdf [SCORP081](#)
- super saver_from 1_07_21 to 31_12_21.pdf [SCORPB536](#)
- Super saver_from 1_01_22 to 30_6_22.pdf [SCORPB536](#)
- Sandra_Share transactions 01_07_2021 - 30_06_2022 .pdf [SWCAC](#)

Standard Checklist

- Attach Copies of Bank Statements
- Attach copy of Bank Statement Report
- Ensure all Balances match Statement Balances at June 30
- Ensure all Transactions have been entered

Lamonaca Superannuation Fund

Bank Statement Report

For The Period 01 July 2021 to 30 June 2022

Chart Code: 60400 / SCORP081
Account Name: Suncorp Business Everyday ***081
BSB and Account Number: 484799 602585081

Opening Balance	-	Total Debits	+	Total Credits	=	Closing Balance	Data Feed Used
		\$ 19,447.85		\$ 25,978.95		\$ 6,531.10	None - Manually Input or Import

Date	Description	Debit \$	Credit \$	Ledger Balance \$	Statement Balance \$	Variance \$
16/07/2021	DIRECT CREDIT VHY PAYMENT JUL21/00819303 [Amount Receivable]		38.08	38.08		
19/07/2021	INTERNET TRANSFER CREDIT FROM 602585081 REF NO 67736542 VHY DIVIDEND [INTERNET TRANSFER DEBIT TO 602588536 REFERENCE NO 67736542 VHY DIVIDEND]	38.08		0.00		
21/07/2021	DIRECT CREDIT CQE DIST S00118660919 [Amount Receivable]		187.27	187.27		
22/07/2021	INTERNET TRANSFER CREDIT FROM 602585081 REF NO 58707380 CQE DIVIDEND [INTERNET TRANSFER DEBIT TO 602588536 REFERENCE NO 58707380 CQE DIVIDEND]	187.27		0.00		
05/08/2021	DIRECT CREDIT ARENA REIT S00118660919 [Amount Receivable]		89.77	89.77		
10/08/2021	INTERNET TRANSFER CREDIT FROM 602585081 REF NO 3198391 ARF DIVIDEND [INTERNET TRANSFER DEBIT TO 602588536 REFERENCE NO 3198391 ARF DIVIDEND]	89.77		0.00		
30/08/2021	DIRECT CREDIT DXS DST 001262683141 [Amount Receivable]		276.69	276.69		
31/08/2021	DIRECT CREDIT GDI DST 001262881808 [Amount Receivable]		473.53	750.22		
31/08/2021	DIRECT CREDIT ABACUS TRUST DIS S00118660919 [Amount Receivable]		375.62	1,125.84		
10/09/2021	DIRECT CREDIT NGI FNL DIV 001263880108		454.29	1,580.13		
16/09/2021	DIRECT CREDIT JBH REPLACEMENT SEP21/99999889		177.62	1,757.75		
21/09/2021	DIRECT CREDIT BHP GROUP DIV AF384/01229918 [System Matched Income Data]		526.76	2,284.51		
22/09/2021	BRANCH DEPOSIT Chatswood		165.60	2,450.11		
22/09/2021	INTERNET TRANSFER CREDIT FROM 602585081 REF NO 42515541 dg a n j b s divi [INTERNET	2,450.11		0.00		

Lamonaca Superannuation Fund
Bank Statement Report

For The Period 01 July 2021 to 30 June 2022

Date	Description	Debit \$	Credit \$	Ledger Balance \$	Statement Balance \$	Variance \$
23/09/2021	TRANSFER DEBIT TO 602588536 REFERENCE NO 42515541 d g a n j b S divi]					
23/09/2021	DIRECT CREDIT MCPHERSON'S LTD SEP21/00804901 [System Matched Income Data]		124.50	124.50		
23/09/2021	DIRECT CREDIT RIO TINTO LTD INT21/00201027 [System Matched Income Data]		585.24	709.74		
23/09/2021	DIRECT CREDIT MAGELLAN FIN GRP S00118660919 [System Matched Income Data]		117.52	827.26		
28/09/2021	DIRECT CREDIT RRL DIVIDEND SEP21/00818369 [System Matched Income Data]		53.10	880.36		
29/09/2021	DIRECT CREDIT AGL PAYMENT AUF21/00898233 [System Matched Income Data]		509.66	1,390.02		
29/09/2021	DIRECT CREDIT TASSAL GROUP LTD SEP21/00810213 [System Matched Income Data]		131.53	1,521.55		
30/09/2021	DIRECT CREDIT FMG DIVIDEND 001267429692 [System Matched Income Data]		1,757.63	3,279.18		
04/10/2021	INTERNET TRANSFER CREDIT FROM 602585081 REF NO 37521601 dividends [INTERNET TRANSFER DEBIT TO 602588536 REFERENCE NO 37521601 dividends]	3,279.18		0.00		
18/11/2021	DIRECT CREDIT AVN DST SEP 001268801303 [System Matched Income Data]		94.05	94.05		
19/11/2021	INTERNET TRANSFER CREDIT FROM 602585081 REF NO 25338421 AVN DIVIDEND [INTERNET TRANSFER DEBIT TO 602588536 REFERENCE NO 25338421 AVN DIVIDEND]	94.05		0.00		
01/02/2022	INTERNET TRANSFER DEBIT TO 602585081 REFERENCE NO 44017560 Super Help [INTERNET TRANSFER CREDIT FROM 602588536 REF NO 44017560 Super Help]		998.00	998.00		
01/02/2022	INTERNET EXTERNAL TRANSFER TO 062099 010417929 REF NO 38658562 superhelp	998.00		0.00		
04/02/2022	DIRECT CREDIT AVN DST DEC 001271043748 [System Matched Income Data]		104.50	104.50		
07/02/2022	INTERNET TRANSFER CREDIT FROM 602585081 REF NO 66419660 AVN DIVIDEND [INTERNET TRANSFER DEBIT TO 602588536 REFERENCE NO 66419660 AVN DIVIDEND]	104.50		0.00		
04/03/2022	DIRECT CREDIT HPI DST DEC 001271520834 [System Matched Income Data]		204.00	204.00		
04/03/2022	DIRECT CREDIT AVN SOA 2022 001273043529 [AVN.AX merger / takeover as at 04/03/2022]		595.65	799.65		

Lamonaca Superannuation Fund
Bank Statement Report

For The Period 01 July 2021 to 30 June 2022

Date	Description	Debit \$	Credit \$	Ledger Balance \$	Statement Balance \$	Variance \$
08/03/2022	DIRECT CREDIT MAGELLAN FIN GRP S00118660919 [System Matched Income Data]		113.40	913.05		
11/03/2022	DIRECT CREDIT JBH DIVIDEND MAR22/00830024 [System Matched Income Data]		270.58	1,183.63		
11/03/2022	DIRECT CREDIT SCHAFFER CORP MAR22/00801182 [System Matched Income Data]		165.60	1,349.23		
18/03/2022	DIRECT CREDIT MCPHERSON'S LTD MAR22/00804716 [System Matched Income Data]		249.00	1,598.23		
22/03/2022	INTERNET TRANSFER CREDIT FROM 602585081 REF NO 58602362 dividends [INTERNET TRANSFER DEBIT TO 602588536 REFERENCE NO 58602362 dividends]	1,598.23		0.00		
28/03/2022	DIRECT CREDIT BHP GROUP DIV AI385/00531765 [System Matched Income Data]		403.63	403.63		
30/03/2022	DIRECT CREDIT AGL PAYMENT AUI22/00896338 [System Matched Income Data]		239.84	643.47		
30/03/2022	DIRECT CREDIT FMG DIVIDEND 001273101297 [System Matched Income Data]		716.38	1,359.85		
30/03/2022	DIRECT CREDIT TASSAL GROUP LTD MAR22/00809722 [System Matched Income Data]		150.32	1,510.17		
06/04/2022	INTERNET TRANSFER CREDIT FROM 602585081 REF NO 45997771 BHP AGL TGR FMG DI [INTERNET TRANSFER DEBIT TO 602588536 REFERENCE NO 45997771 BHP AGL TGR FMG DI]	1,510.17		0.00		
21/04/2022	DIRECT CREDIT RIO TINTO LTD FIN21/00203389 [System Matched Income Data]		510.39	510.39		
25/04/2022	INTERNET TRANSFER CREDIT FROM 602585081 REF NO 6153630 RIO DIVIDENDS [INTERNET TRANSFER DEBIT TO 602588536 REFERENCE NO 6153630 RIO DIVIDENDS]	510.39		0.00		
20/05/2022	DIRECT CREDIT HDN DST 001277151103 [System Matched Income Data]		95.64	95.64		
26/05/2022	INTERNET TRANSFER CREDIT FROM 602585081 REF NO 90890570 HDN DIVIDEND [INTERNET TRANSFER DEBIT TO 602588536 REFERENCE NO 90890570 HDN DIVIDEND]	95.64		0.00		
26/05/2022	INTERNET TRANSFER DEBIT TO 602585081 REFERENCE NO 30619602 KAKACAZZ fee comp [INTERNET TRANSFER CREDIT FROM 602588536 REF NO 30619602 KAKACAZZ fee comp]		1,330.00	1,330.00		

Lamonaca Superannuation Fund
Bank Statement Report

For The Period 01 July 2021 to 30 June 2022

Date	Description	Debit \$	Credit \$	Ledger Balance \$	Statement Balance \$	Variance \$
26/05/2022	INTERNET EXTERNAL TRANSFER TO 062099 010417929 REF NO 83441612 LAMONACA SUPER ANN	1,330.00		0.00		
07/06/2022	INTERNET TRANSFER DEBIT TO 602585081 REFERENCE NO 92125622 income tax [INTERNET TRANSFER CREDIT FROM 602588536 REF NO 92125622 income tax]		1,193.56	1,193.56		
07/06/2022	BPAY DEBIT VIA INTERNET TAX OFFICE PAYMENTS 551007723030177921 REFERENCE NUMBER 24613630	1,193.56		0.00		
14/06/2022	INTERNET TRANSFER DEBIT TO 602585081 REFERENCE NO 12179502 money for pension [INTERNET TRANSFER CREDIT FROM 602588536 REF NO 12179502 money for pension]		2,500.00	2,500.00		
14/06/2022	INTERNET TRANSFER DEBIT TO 452079267 REFERENCE NO 17536511 money for pension	2,500.00		0.00		
16/06/2022	INTERNET TRANSFER DEBIT TO 602585081 REFERENCE NO 49225512 to self wealth [INTERNET TRANSFER CREDIT FROM 602588536 REF NO 49225512 to self wealth]		3,468.90	3,468.90		
24/06/2022	INTERNET TRANSFER CREDIT FROM 602585081 REF NO 11029642 back to supersaver [INTERNET TRANSFER DEBIT TO 602588536 REFERENCE NO 11029642 back to supersaver]	3,468.90		0.00		
24/06/2022	DIRECT CREDIT SelfWealth Ltd xEB back to sun co [15:59:20 back to sun corp while setting new account with SW Closing Balance at end of day 30 Jun 2022]		6,531.10	6,531.10		
30/06/2022	CLOSING BALANCE			6,531.10		
		<u>19,447.85</u>	<u>25,978.95</u>			

Lamonaca Superannuation Fund

Bank Statement Report

For The Period 01 July 2021 to 30 June 2022

Chart Code: 60400 / SCORPB536
Account Name: Suncorp Business Saver ***536
BSB and Account Number: 484799 602588536

Opening Balance	-	Total Debits	+	Total Credits	=	Closing Balance	Data Feed Used
\$ 2,772.38		\$ 9,490.46		\$ 13,435.82		\$ 6,717.74	None - Manually Input or Import

Date	Description	Debit \$	Credit \$	Ledger Balance \$	Statement Balance \$	Variance \$
01/07/2021	Opening Balance			2,772.38		
19/07/2021	INTERNET TRANSFER CREDIT FROM 602585081 REF NO 67736542 VHY DIVIDEND [INTERNET TRANSFER DEBIT TO 602588536 REFERENCE NO 67736542 VHY DIVIDEND]		38.08	2,810.46		
22/07/2021	INTERNET TRANSFER CREDIT FROM 602585081 REF NO 58707380 CQE DIVIDEND [INTERNET TRANSFER DEBIT TO 602588536 REFERENCE NO 58707380 CQE DIVIDEND]		187.27	2,997.73		
31/07/2021	CREDIT INTEREST		0.49	2,998.22		
10/08/2021	INTERNET TRANSFER CREDIT FROM 602585081 REF NO 3198391 ARF DIVIDEND [INTERNET TRANSFER DEBIT TO 602588536 REFERENCE NO 3198391 ARF DIVIDEND]		89.77	3,087.99		
31/08/2021	CREDIT INTEREST		0.52	3,088.51		
22/09/2021	INTERNET TRANSFER CREDIT FROM 602585081 REF NO 42515541 dg a n j b s divi [INTERNET TRANSFER DEBIT TO 602588536 REFERENCE NO 42515541 d g a n j b S divi]		2,450.11	5,538.62		
30/09/2021	CREDIT INTEREST		0.63	5,539.25		
04/10/2021	INTERNET TRANSFER CREDIT FROM 602585081 REF NO 37521601 dividends [INTERNET TRANSFER DEBIT TO 602588536 REFERENCE NO 37521601 dividends]		3,279.18	8,818.43		
31/10/2021	CREDIT INTEREST		0.98	8,819.41		
19/11/2021	INTERNET TRANSFER CREDIT FROM 602585081 REF NO 25338421 AVN DIVIDEND [INTERNET TRANSFER DEBIT TO 602588536 REFERENCE NO 25338421 AVN DIVIDEND]		94.05	8,913.46		

Lamonaca Superannuation Fund
Bank Statement Report

For The Period 01 July 2021 to 30 June 2022

Date	Description	Debit \$	Credit \$	Ledger Balance \$	Statement Balance \$	Variance \$
30/11/2021	CREDIT INTEREST		0.73	8,914.19		
31/12/2021	CREDIT INTEREST		0.76	8,914.95		
31/01/2022	CREDIT INTEREST		0.75	8,915.70		
01/02/2022	INTERNET TRANSFER DEBIT TO 602585081 REFERENCE NO 44017560 Super Help [INTERNET TRANSFER CREDIT FROM 602588536 REF NO 44017560 Super Help]	998.00		7,917.70		
07/02/2022	INTERNET TRANSFER CREDIT FROM 602585081 REF NO 66419660 AVN DIVIDEND [INTERNET TRANSFER DEBIT TO 602588536 REFERENCE NO 66419660 AVN DIVIDEND]		104.50	8,022.20		
28/02/2022	CREDIT INTEREST		0.62	8,022.82		
22/03/2022	INTERNET TRANSFER CREDIT FROM 602585081 REF NO 58602362 dividends [INTERNET TRANSFER DEBIT TO 602588536 REFERENCE NO 58602362 dividends]		1,598.23	9,621.05		
31/03/2022	CREDIT INTEREST		0.72	9,621.77		
06/04/2022	INTERNET TRANSFER CREDIT FROM 602585081 REF NO 45997771 BHP AGL TGR FMG DI [INTERNET TRANSFER DEBIT TO 602588536 REFERENCE NO 45997771 BHP AGL TGR FMG DI]		1,510.17	11,131.94		
25/04/2022	INTERNET TRANSFER CREDIT FROM 602585081 REF NO 6153630 RIO DIVIDENDS [INTERNET TRANSFER DEBIT TO 602588536 REFERENCE NO 6153630 RIO DIVIDENDS]		510.39	11,642.33		
30/04/2022	CREDIT INTEREST		0.90	11,643.23		
26/05/2022	INTERNET TRANSFER CREDIT FROM 602585081 REF NO 90890570 HDN DIVIDEND [INTERNET TRANSFER DEBIT TO 602588536 REFERENCE NO 90890570 HDN DIVIDEND]		95.64	11,738.87		
26/05/2022	INTERNET TRANSFER DEBIT TO 602585081 REFERENCE NO 30619602 KAKACAZZ fee comp [INTERNET TRANSFER CREDIT FROM 602588536 REF NO 30619602 KAKACAZZ fee comp]	1,330.00		10,408.87		
31/05/2022	CREDIT INTEREST		0.97	10,409.84		

Lamonaca Superannuation Fund
Bank Statement Report

For The Period 01 July 2021 to 30 June 2022

Date	Description	Debit \$	Credit \$	Ledger Balance \$	Statement Balance \$	Variance \$
07/06/2022	INTERNET TRANSFER DEBIT TO 602585081 REFERENCE NO 92125622 income tax [INTERNET TRANSFER CREDIT FROM 602588536 REF NO 92125622 income tax]	1,193.56		9,216.28		
14/06/2022	INTERNET TRANSFER DEBIT TO 602585081 REFERENCE NO 12179502 money for pension [INTERNET TRANSFER CREDIT FROM 602588536 REF NO 12179502 money for pension]	2,500.00		6,716.28		
16/06/2022	INTERNET TRANSFER DEBIT TO 602585081 REFERENCE NO 49225512 to self wealth [INTERNET TRANSFER CREDIT FROM 602588536 REF NO 49225512 to self wealth]	3,468.90		3,247.38		
24/06/2022	INTERNET TRANSFER CREDIT FROM 602585081 REF NO 11029642 back to supersaver [INTERNET TRANSFER DEBIT TO 602588536 REFERENCE NO 11029642 back to supersaver]		3,468.90	6,716.28		
30/06/2022	CREDIT INTEREST		1.46	6,717.74		
30/06/2022	CLOSING BALANCE			6,717.74		
		<u>9,490.46</u>	<u>13,435.82</u>			

Lamonaca Superannuation Fund
Bank Statement Report

For The Period 01 July 2021 to 30 June 2022

Chart Code: 60400 / SWCAC

Account Name: Self Wealth Cash Acc

BSB and Account Number:

Opening Balance	-	Total Debits	+	Total Credits	=	Closing Balance	Data Feed Used
\$ 4.60		\$ 105,554.76		\$ 105,550.16		\$ 0.00	None - Manually Input or Import

Date	Description	Debit	Credit	Ledger Balance	Statement Balance	Variance
		\$	\$	\$	\$	\$
01/07/2021	Opening Balance			4.60		
21/07/2021	11:46:31 Order 155: Sell 451 ABP @ \$3.195		1,440.94	1,445.54		
21/07/2021	11:46:31 Order 155: Sell 509 ABP @ \$3.195		1,626.26	3,071.80		
21/07/2021	11:46:31 Order 155: Sell 685 ABP @ \$3.195		2,188.57	5,260.37		
21/07/2021	11:46:31 Order 155: Sell 250 ABP @ \$3.19		797.50	6,057.87		
21/07/2021	11:46:31 Order 155: Sell 40 ABP @ \$3.19		127.61	6,185.48		
21/07/2021	11:46:31 Order 155: Sell 268 ABP @ \$3.19		854.91	7,040.39		
21/07/2021	11:46:31 Order 155: Sell 172 ABP @ \$3.19		548.69	7,589.08		
21/07/2021	11:46:31 Order 155: Sell 440 ABP @ \$3.19		1,403.59	8,992.67		
21/07/2021	11:46:31 Order 155: Sell 88 ABP @ \$3.19 [11:46:32 Order 155: Brokerage SELL ABP]		280.73	9,273.40		
21/07/2021	11:46:31 Order 155: Sell 469 ABP @ \$3.19		1,496.10	10,769.50		
21/07/2021	11:46:31 Order 155: Sell 320 ABP @ \$3.19		1,020.81	11,790.31		
21/07/2021	11:46:31 Order 155: Sell 658 ABP @ \$3.19		2,099.02	13,889.33		
21/07/2021	11:46:31 Order 155: Sell 26 ABP @ \$3.19		82.93	13,972.26		
21/07/2021	11:46:31 Order 155: Sell 43 ABP @ \$3.19		137.18	14,109.44		
21/07/2021	11:46:31 Order 155: Sell 88 ABP @ \$3.19 [11:46:32 Order 155: Brokerage SELL ABP]	9.50		14,099.94		
21/07/2021	11:47:24 Order 156: Sell 390 ARF @ \$3.69		1,439.10	15,539.04		

Lamonaca Superannuation Fund
Bank Statement Report

For The Period 01 July 2021 to 30 June 2022

Date	Description	Debit \$	Credit \$	Ledger Balance \$	Statement Balance \$	Variance \$
21/07/2021	11:47:24 Order 156: Sell 100 ARF @ \$3.69		369.00	15,908.04		
21/07/2021	11:47:24 Order 156: Sell 100 ARF @ \$3.69		369.00	16,277.04		
21/07/2021	11:47:24 Order 156: Sell 39 ARF @ \$3.69		143.91	16,420.95		
21/07/2021	11:47:24 Order 156: Sell 25 ARF @ \$3.69		92.25	16,513.20		
21/07/2021	11:47:24 Order 156: Sell 35 ARF @ \$3.69		129.15	16,642.35		
21/07/2021	11:47:24 Order 156: Sell 120 ARF @ \$3.69		442.80	17,085.15		
21/07/2021	11:47:24 Order 156: Sell 550 ARF @ \$3.69		2,029.50	19,114.65		
21/07/2021	11:47:24 Order 156: Sell 54 ARF @ \$3.69		199.26	19,313.91		
21/07/2021	11:47:24 Order 156: Sell 197 ARF @ \$3.69 [11:47:26 Order 156: Brokerage SELL ARF]		726.93	20,040.84		
21/07/2021	11:47:24 Order 156: Sell 5 ARF @ \$3.69		18.45	20,059.29		
21/07/2021	11:47:24 Order 156: Sell 3 ARF @ \$3.69		11.07	20,070.36		
21/07/2021	11:47:24 Order 156: Sell 29 ARF @ \$3.69		107.01	20,177.37		
21/07/2021	11:47:24 Order 156: Sell 320 ARF @ \$3.69		1,180.80	21,358.17		
21/07/2021	11:47:24 Order 156: Sell 443 ARF @ \$3.69		1,634.67	22,992.84		
21/07/2021	11:47:24 Order 156: Sell 197 ARF @ \$3.69 [11:47:26 Order 156: Brokerage SELL ARF]	9.50		22,983.34		
21/07/2021	11:48:24 Order 157: Sell 81 CQE @ \$3.57		289.17	23,272.51		
21/07/2021	11:48:24 Order 157: Sell 100 CQE @ \$3.57		357.00	23,629.51		
21/07/2021	11:48:24 Order 157: Sell 9 CQE @ \$3.57		32.13	23,661.64		
21/07/2021	11:48:24 Order 157: Sell 160 CQE @ \$3.57		571.20	24,232.84		
21/07/2021	11:48:24 Order 157: Sell 14 CQE @ \$3.57 [11:48:26 Order 157: Brokerage SELL CQE]		49.98	24,282.82		
21/07/2021	11:48:24 Order 157: Sell 35 CQE @ \$3.57		124.95	24,407.77		

Lamonaca Superannuation Fund
Bank Statement Report

For The Period 01 July 2021 to 30 June 2022

Date	Description	Debit \$	Credit \$	Ledger Balance \$	Statement Balance \$	Variance \$
21/07/2021	11:48:24 Order 157: Sell 9 CQE @ \$3.57		32.13	24,439.90		
21/07/2021	11:48:24 Order 157: Sell 72 CQE @ \$3.57		257.04	24,696.94		
21/07/2021	11:48:24 Order 157: Sell 1500 CQE @ \$3.57		5,355.00	30,051.94		
21/07/2021	11:48:24 Order 157: Sell 332 CQE @ \$3.57		1,185.24	31,237.18		
21/07/2021	11:48:24 Order 157: Sell 14 CQE @ \$3.57 [11:48:26 Order 157: Brokerage SELL CQE]	9.50		31,227.68		
21/07/2021	11:49:38 Order 158: Sell 107 DXS @ \$10.535		1,127.25	32,354.93		
21/07/2021	11:49:38 Order 158: Sell 56 DXS @ \$10.535		589.96	32,944.89		
21/07/2021	11:49:38 Order 158: Sell 99 DXS @ \$10.535		1,042.96	33,987.85		
21/07/2021	11:49:38 Order 158: Sell 37 DXS @ \$10.535		389.80	34,377.65		
21/07/2021	11:49:38 Order 158: Sell 13 DXS @ \$10.53		136.89	34,514.54		
21/07/2021	11:49:38 Order 158: Sell 13 DXS @ \$10.53		136.89	34,651.43		
21/07/2021	11:49:38 Order 158: Sell 100 DXS @		1,052.99	35,704.42		
21/07/2021	11:49:38 Order 158: Sell 70 DXS @ \$10.53		737.10	36,441.52		
21/07/2021	11:49:38 Order 158: Sell 204 DXS @ \$10.53		2,148.13	38,589.65		
21/07/2021	11:49:38 Order 158: Sell 84 DXS @ \$10.53 [11:49:39 Order 158: Brokerage SELL DXS]		884.51	39,474.16		
21/07/2021	11:49:38 Order 158: Sell 24 DXS @ \$10.53		252.72	39,726.88		
21/07/2021	11:49:38 Order 158: Sell 100 DXS @ \$10.53		1,053.00	40,779.88		
21/07/2021	11:49:38 Order 158: Sell 150 DXS @ \$10.53		1,579.50	42,359.38		
21/07/2021	11:49:38 Order 158: Sell 79 DXS @ \$10.53		831.87	43,191.25		
21/07/2021	11:49:38 Order 158: Sell 67 DXS @ \$10.53		705.52	43,896.77		
21/07/2021	11:49:38 Order 158: Sell 84 DXS @ \$10.53 [11:49:39 Order 158: Brokerage SELL DXS]	9.50		43,887.27		

Lamonaca Superannuation Fund
Bank Statement Report

For The Period 01 July 2021 to 30 June 2022

Date	Description	Debit \$	Credit \$	Ledger Balance \$	Statement Balance \$	Variance \$
21/07/2021	11:50:34 Order 159: Sell 389 HVN @ \$5.47		2,127.83	46,015.10		
21/07/2021	11:50:34 Order 159: Sell 172 HVN @ \$5.47		940.84	46,955.94		
21/07/2021	11:50:34 Order 159: Sell 433 HVN @ \$5.47		2,368.51	49,324.45		
21/07/2021	11:50:36 Order 159: Brokerage SELL HVN [11:50:34 Order 159: Sell 496 HVN @ \$5.47]		2,713.12	52,037.57		
21/07/2021	11:50:36 Order 159: Brokerage SELL HVN [11:50:34 Order 159: Sell 496 HVN @ \$5.47]	9.50		52,028.07		
21/07/2021	11:52:02 Order 160: Sell 2 JHG @ \$53.83		107.66	52,135.73		
21/07/2021	11:52:02 Order 160: Sell 75 JHG @ \$53.84		4,038.00	56,173.73		
21/07/2021	11:52:02 Order 160: Brokerage SELL JHG [11:52:02 Order 160: Sell 20 JHG @ \$53.84]		1,076.80	57,250.53		
21/07/2021	11:52:02 Order 160: Sell 15 JHG @ \$53.84		807.60	58,058.13		
21/07/2021	11:52:02 Order 160: Sell 8 JHG @ \$53.84		430.72	58,488.85		
21/07/2021	11:52:02 Order 160: Sell 10 JHG @ \$53.84		538.40	59,027.25		
21/07/2021	11:52:02 Order 160: Sell 15 JHG @ \$53.84		807.60	59,834.85		
21/07/2021	11:52:02 Order 160: Sell 12 JHG @ \$53.84		646.08	60,480.93		
21/07/2021	11:52:02 Order 160: Sell 10 JHG @ \$53.84		538.40	61,019.33		
21/07/2021	11:52:02 Order 160: Brokerage SELL JHG [11:52:02 Order 160: Sell 20 JHG @ \$53.84]	9.50		61,009.83		
21/07/2021	11:57:51 Order 161: Buy 166 BHP @ \$49.98	8,296.68		52,713.15		
21/07/2021	11:57:51 Order 161: Buy 1 BHP @ \$49.98	49.98		52,663.17		
21/07/2021	11:57:51 Order 161: Brokerage BUY BHP [11:57:51 Order 161: Buy 27 BHP @ \$49.98]	1,349.46		51,313.71		
21/07/2021	11:57:51 Order 161: Brokerage BUY BHP [11:57:51 Order 161: Buy 27 BHP @ \$49.98]	9.50		51,304.21		
21/07/2021	12:00:11 Order 162: Buy 77 RIO @ \$126.17 [12:00:10 Order 162: Brokerage BUY RIO]	9.50		51,294.71		
21/07/2021	12:00:11 Order 162: Buy 77 RIO @ \$126.17 [12:00:10 Order 162: Brokerage BUY RIO]	9,715.09		41,579.62		

Lamonaca Superannuation Fund
Bank Statement Report

For The Period 01 July 2021 to 30 June 2022

Date	Description	Debit \$	Credit \$	Ledger Balance \$	Statement Balance \$	Variance \$
21/07/2021	12:02:19 Order 163: Buy 188 NGI @ \$1.72	323.36		41,256.26		
21/07/2021	12:02:23 Order 163: Buy 20 NGI @ \$1.72	34.40		41,221.86		
21/07/2021	12:04:19 Order 164: Brokerage BUY MCP [12:04:19 Order 164: Buy 8300 MCP @ \$1.14]	9.50		41,212.36		
21/07/2021	12:04:19 Order 164: Brokerage BUY MCP [12:04:19 Order 164: Buy 8300 MCP @ \$1.14]	9,462.00		31,750.36		
21/07/2021	12:05:12 Order 163: Buy 47 NGI @ \$1.74	81.78		31,668.58		
21/07/2021	12:05:12 Order 163: Buy 100 NGI @ \$1.745	174.50		31,494.08		
21/07/2021	12:05:12 Order 163: Buy 94 NGI @ \$1.745	164.03		31,330.05		
21/07/2021	12:05:12 Order 163: Buy 106 NGI @ \$1.745	184.97		31,145.08		
21/07/2021	12:05:12 Order 163: Buy 2379 NGI @ \$1.74	4,139.46		27,005.62		
21/07/2021	12:05:12 Order 163: Buy 1500 NGI @ \$1.74	2,610.00		24,395.62		
21/07/2021	12:05:12 Order 163: Buy 1066 NGI @ \$1.755	1,870.83		22,524.79		
21/07/2021	12:05:12 Order 163: Brokerage BUY NGI [14:56:58 Order 168: Sell 1193 NGI @ \$1.845]	9.50		22,515.29		
21/07/2021	12:07:28 Order 165: Buy 3 FMG @ \$25.48	76.44		22,438.85		
21/07/2021	12:07:28 Order 165: Buy 3 FMG @ \$25.48	76.44		22,362.41		
21/07/2021	12:07:28 Order 165: Buy 87 FMG @ \$25.48	2,216.76		20,145.65		
21/07/2021	12:07:28 Order 165: Buy 276 FMG @ \$25.48	7,032.48		13,113.17		
21/07/2021	12:07:28 Order 165: Brokerage BUY FMG [12:07:28 Order 165: Buy 76 FMG @ \$25.48]	1,936.48		11,176.69		
21/07/2021	12:07:28 Order 165: Brokerage BUY FMG [12:07:28 Order 165: Buy 76 FMG @ \$25.48]	9.50		11,167.19		
21/07/2021	12:05:12 Order 163: Brokerage BUY NGI [14:56:58 Order 168: Sell 1193 NGI @ \$1.845]		2,201.09	13,368.28		
23/07/2021	11:51:51 Order 166: Brokerage BUY SSM [Order 178: Sell 3520 SSM @ \$0.9525]	9.50		13,358.78		
23/07/2021	11:51:52 Order 166: Buy 6000 SSM @ \$0.9275	5,565.00		7,793.78		

Lamonaca Superannuation Fund
Bank Statement Report

For The Period 01 July 2021 to 30 June 2022

Date	Description	Debit \$	Credit \$	Ledger Balance \$	Statement Balance \$	Variance \$
23/07/2021	Order 167: Buy 53 MFG @ \$54.00 [11:53:37 Order 167: Brokerage BUY MFG]	9.50		7,784.28		
23/07/2021	Order 167: Buy 53 MFG @ \$54.00 [11:53:37 Order 167: Brokerage BUY MFG]	2,862.00		4,922.28		
23/07/2021	11:51:51 Order 166: Brokerage BUY SSM [Order 178: Sell 3520 SSM @ \$0.9525]		3,352.80	8,275.08		
23/07/2021	Order 167: Buy 50 MFG @ \$54.0	2,700.00		5,575.08		
25/08/2021	14:55:56 Order 168: Sell 1500 NGI @ \$1.86		2,790.00	8,365.08		
25/08/2021	14:55:56 Order 168: Sell 159 NGI @ \$1.86		295.74	8,660.82		
25/08/2021	14:55:56 Order 168: Sell 120 NGI @ \$1.86		223.20	8,884.02		
25/08/2021	14:55:56 Order 168: Sell 80 NGI @ \$1.86		148.80	9,032.82		
25/08/2021	14:56:58 Order 168: Sell 200 NGI @ \$1.845 [14:56:58 Order 168: Brokerage SELL NGI]	9.50		9,023.32		
25/08/2021	14:56:58 Order 168: Sell 86 NGI @ \$1.85		159.10	9,182.42		
25/08/2021	14:56:58 Order 168: Sell 899 NGI @ \$1.85		1,663.15	10,845.57		
25/08/2021	14:56:58 Order 168: Sell 100 NGI @ \$1.85		185.00	11,030.57		
25/08/2021	14:56:58 Order 168: Sell 97 NGI @ \$1.85		179.45	11,210.02		
25/08/2021	14:56:58 Order 168: Sell 984 NGI @ \$1.845		1,815.48	13,025.50		
25/08/2021	14:56:58 Order 168: Sell 200 NGI @ \$1.845 [14:56:58 Order 168: Brokerage SELL NGI]		369.00	13,394.50		
25/08/2021	14:56:58 Order 168: Sell 82 NGI @ \$1.845		151.29	13,545.79		
25/08/2021	14:58:17 Order 169: Sell 19 GDI @ \$1.155 [14:58:17 Order 169: Sell 351 GDI @ \$1.155] [14:58:17 Order 169: Sell 2485 GDI @ \$1.155] [14:58:17 Order 169: Sell 841 GDI @ \$1.1575] [14:58:19 Order 169: Brokerage SELL GDI] [14:58:17 Order 169: Sell 402 GDI @ \$1.155] [14:58:17 Order 169: Sell 2526 GDI @]		973.45	14,519.24		
25/08/2021	14:58:17 Order 169: Sell 19 GDI @ \$1.155 [14:58:17 Order 169: Sell 351 GDI @ \$1.155] [14:58:17 Order 169: Sell 2485 GDI @ \$1.155] [14:58:17 Order 169: Sell 841 GDI @ \$1.1575] [14:		2,923.85	17,443.09		

Lamonaca Superannuation Fund
Bank Statement Report

For The Period 01 July 2021 to 30 June 2022

Date	Description	Debit \$	Credit \$	Ledger Balance \$	Statement Balance \$	Variance \$
25/08/2021	58:19 Order 169: Brokerage SELL GDI] [14:58:17 Order 169: Sell 402 GDI @ \$1.155] [14:58:17 Order 169: Sell 2526 GDI @] 14:58:17 Order 169: Sell 19 GDI @ \$1.155 [14:58:17 Order 169: Sell 351 GDI @ \$1.155] [14:58:17 Order 169: Sell 2485 GDI @ \$1.155] [14:58:17 Order 169: Sell 841 GDI @ \$1.1575] [14:58:19 Order 169: Brokerage SELL GDI] [14:58:17 Order 169: Sell 402 GDI @ \$1.155] [14:58:17 Order 169: Sell 2526 GDI @]		2,772.00	20,215.09		
25/08/2021	14:58:17 Order 169: Sell 19 GDI @ \$1.155 [14:58:17 Order 169: Sell 351 GDI @ \$1.155] [14:58:17 Order 169: Sell 2485 GDI @ \$1.155] [14:58:17 Order 169: Sell 841 GDI @ \$1.1575] [14:58:19 Order 169: Brokerage SELL GDI] [14:58:17 Order 169: Sell 402 GDI @ \$1.155] [14:58:17 Order 169: Sell 2526 GDI @]		369.60	20,584.69		
25/08/2021	14:58:17 Order 169: Sell 19 GDI @ \$1.155 [14:58:17 Order 169: Sell 351 GDI @ \$1.155] [14:58:17 Order 169: Sell 2485 GDI @ \$1.155] [14:58:17 Order 169: Sell 841 GDI @ \$1.1575] [14:58:19 Order 169: Brokerage SELL GDI] [14:58:17 Order 169: Sell 402 GDI @ \$1.155] [14:58:17 Order 169: Sell 2526 GDI @]		814.28	21,398.97		
25/08/2021	14:58:17 Order 169: Sell 19 GDI @ \$1.155 [14:58:17 Order 169: Sell 351 GDI @ \$1.155] [14:58:17 Order 169: Sell 2485 GDI @ \$1.155] [14:58:17 Order 169: Sell 841 GDI @ \$1.1575] [14:58:19 Order 169: Brokerage SELL GDI] [14:58:17 Order 169: Sell 402 GDI @ \$1.155] [14:58:17 Order 169: Sell 2526 GDI @]		21.94	21,420.91		
25/08/2021	14:58:17 Order 169: Sell 19 GDI @ \$1.155 [14:58:17 Order 169: Sell 351 GDI @ \$1.155] [14:58:17 Order 169: Sell 2485 GDI @ \$1.155] [14:58:17 Order 169: Sell 841 GDI @ \$1.1575] [14:58:19 Order 169: Brokerage SELL GDI] [14:58:17 Order 169: Sell 402 GDI @ \$1.155] [14:58:17 Order 169: Sell 2526 GDI @]		2,870.18	24,291.09		
25/08/2021	14:58:17 Order 169: Sell 19 GDI @ \$1.155 [14:58:17 Order 169: Sell 351 GDI @ \$1.155] [14:58:17 Order 169: Sell 2485 GDI @ \$1.155] [14:58:17 Order 169: Sell 841 GDI @ \$1.1575] [14:58:19 Order 169: Brokerage SELL GDI] [14:58:17 Order 169: Sell 402 GDI @ \$1.155] [14:58:17		464.31	24,755.40		

Lamonaca Superannuation Fund
Bank Statement Report

For The Period 01 July 2021 to 30 June 2022

Date	Description	Debit \$	Credit \$	Ledger Balance \$	Statement Balance \$	Variance \$
	Order 169: Sell 2526 GDI @]					
25/08/2021	14:58:17 Order 169: Sell 19 GDI @ \$1.155 [14:58:17 Order 169: Sell 351 GDI @ \$1.155] [14:58:17 Order 169: Sell 2485 GDI @ \$1.155] [14:58:17 Order 169: Sell 841 GDI @ \$1.1575] [14:58:19 Order 169: Brokerage SELL GDI] [14:58:17 Order 169: Sell 402 GDI @ \$1.155] [14:58:17 Order 169: Sell 2526 GDI @]		21.94	24,777.34		
25/08/2021	14:58:17 Order 169: Sell 19 GDI @ \$1.155 [14:58:17 Order 169: Sell 351 GDI @ \$1.155] [14:58:17 Order 169: Sell 2485 GDI @ \$1.155] [14:58:17 Order 169: Sell 841 GDI @ \$1.1575] [14:58:19 Order 169: Brokerage SELL GDI] [14:58:17 Order 169: Sell 402 GDI @ \$1.155] [14:58:17 Order 169: Sell 2526 GDI @]		175.56	24,952.90		
25/08/2021	14:58:17 Order 169: Sell 19 GDI @ \$1.155 [14:58:17 Order 169: Sell 351 GDI @ \$1.155] [14:58:17 Order 169: Sell 2485 GDI @ \$1.155] [14:58:17 Order 169: Sell 841 GDI @ \$1.1575] [14:58:19 Order 169: Brokerage SELL GDI] [14:58:17 Order 169: Sell 402 GDI @ \$1.155] [14:58:17 Order 169: Sell 2526 GDI @]		1,524.60	26,477.50		
25/08/2021	14:58:17 Order 169: Sell 19 GDI @ \$1.155 [14:58:17 Order 169: Sell 351 GDI @ \$1.155] [14:58:17 Order 169: Sell 2485 GDI @ \$1.155] [14:58:17 Order 169: Sell 841 GDI @ \$1.1575] [14:58:19 Order 169: Brokerage SELL GDI] [14:58:17 Order 169: Sell 402 GDI @ \$1.155] [14:58:17 Order 169: Sell 2526 GDI @]		785.40	27,262.90		
25/08/2021	14:58:17 Order 169: Sell 19 GDI @ \$1.155 [14:58:17 Order 169: Sell 351 GDI @ \$1.155] [14:58:17 Order 169: Sell 2485 GDI @ \$1.155] [14:58:17 Order 169: Sell 841 GDI @ \$1.1575] [14:58:19 Order 169: Brokerage SELL GDI] [14:58:17 Order 169: Sell 402 GDI @ \$1.155] [14:58:17 Order 169: Sell 2526 GDI @]		405.41	27,668.31		
25/08/2021	14:58:17 Order 169: Sell 19 GDI @ \$1.155 [14:58:17 Order 169: Sell 351 GDI @ \$1.155] [14:58:17 Order 169: Sell 2485 GDI @ \$1.155] [14:58:17 Order 169: Sell 841 GDI @ \$1.1575] [14:58:19 Order 169: Brokerage SELL GDI] [14:58:17 Order 169: Sell 402 GDI @ \$1.155] [14:58:17 Order 169: Sell 2526 GDI @]	9.50		27,658.81		

Lamonaca Superannuation Fund
Bank Statement Report

For The Period 01 July 2021 to 30 June 2022

Date	Description	Debit \$	Credit \$	Ledger Balance \$	Statement Balance \$	Variance \$
25/08/2021	15:01:50 Order 170: Brokerage BUY JBH [15:01:51 Order 170: Buy 23 JBH @ \$48.10]	9.50		27,649.31		
25/08/2021	15:01:51 Order 170: Buy 9 JBH @ \$48.10	432.90		27,216.41		
25/08/2021	15:01:51 Order 170: Buy 1 JBH @ \$48.10	48.10		27,168.31		
25/08/2021	15:01:51 Order 170: Buy 60 JBH @ \$48.10	2,886.00		24,282.31		
25/08/2021	15:01:51 Order 170: Buy 10 JBH @ \$48.10	481.00		23,801.31		
25/08/2021	15:01:51 Order 170: Buy 34 JBH @ \$48.10	1,635.40		22,165.91		
25/08/2021	15:01:50 Order 170: Brokerage BUY JBH [15:01:51 Order 170: Buy 23 JBH @ \$48.10]	1,106.30		21,059.61		
25/08/2021	15:01:51 Order 170: Buy 22 JBH @ \$48.10	1,058.20		20,001.41		
25/08/2021	Order 170: Buy 7 JBH @ \$48.10	336.70		19,664.71		
25/08/2021	15:03:29 Order 171: Buy 368 SFC @ \$21.74 [15:03:28 Order 171: Brokerage BUY SFC]	9.50		19,655.21		
25/08/2021	15:03:29 Order 171: Buy 368 SFC @ \$21.74 [15:03:28 Order 171: Brokerage BUY SFC]	8,000.32		11,654.89		
30/08/2021	10:43:08 Order 172: Brokerage SELL ALX [10:43:10 Order 172: Sell 111 ALX @ \$6.63]	9.50		11,645.39		
30/08/2021	10:43:10 Order 172: Sell 1 ALX @ \$6.63		6.63	11,652.02		
30/08/2021	10:43:10 Order 172: Sell 100 ALX @ \$6.63		663.00	12,315.02		
30/08/2021	10:43:10 Order 172: Sell 90 ALX @ \$6.63		596.70	12,911.72		
30/08/2021	10:43:10 Order 172: Sell 417 ALX @ \$6.63		2,764.71	15,676.43		
30/08/2021	10:43:10 Order 172: Sell 88 ALX @ \$6.63		583.44	16,259.87		
30/08/2021	10:43:08 Order 172: Brokerage SELL ALX [10:43:10 Order 172: Sell 111 ALX @ \$6.63]		735.93	16,995.80		
30/08/2021	10:43:10 Order 172: Sell 43 ALX @ \$6.63		285.09	17,280.89		
30/08/2021	10:43:10 Order 172: Sell 5 ALX @ \$6.63		33.15	17,314.04		
30/08/2021	10:43:10 Order 172: Sell 29 ALX @ \$6.63		192.27	17,506.31		

Lamonaca Superannuation Fund
Bank Statement Report

For The Period 01 July 2021 to 30 June 2022

Date	Description	Debit \$	Credit \$	Ledger Balance \$	Statement Balance \$	Variance \$
30/08/2021	10:43:10 Order 172: Sell 82 ALX @ \$6.63		543.66	18,049.97		
30/08/2021	10:43:10 Order 172: Sell 89 ALX @ \$6.63		590.07	18,640.04		
22/09/2021	12:48:05 Order 173: Brokerage SELL VHY [12:48:00 Order 173: Sell 116 VHY @ \$64.44]		7,475.04	26,115.08		
22/09/2021	12:48:05 Order 173: Brokerage SELL VHY [12:48:00 Order 173: Sell 116 VHY @ \$64.44]	9.50		26,105.58		
22/09/2021	13:01:26 Order 174: Buy 542 HPI @ \$3.485	1,888.87		24,216.71		
22/09/2021	13:01:26 Order 174: Buy 328 HPI @ \$3.485	1,143.08		23,073.63		
22/09/2021	13:01:31 Order 174: Brokerage BUY HPI [13:01:26 Order 174: Buy 1130 HPI @ \$3.485]	3,938.05		19,135.58		
22/09/2021	13:01:31 Order 174: Brokerage BUY HPI [13:01:26 Order 174: Buy 1130 HPI @ \$3.485]	9.50		19,126.08		
22/09/2021	13:02:52 Order 175: Buy 150 AVN @ \$3.34	501.00		18,625.08		
22/09/2021	13:02:52 Order 175: Buy 388 AVN @ \$3.34	1,295.92		17,329.16		
22/09/2021	13:02:52 Order 175: Buy 1450 AVN @ \$3.34	4,843.00		12,486.16		
22/09/2021	13:02:52 Order 175: Buy 15 AVN @ \$3.34	50.10		12,436.06		
22/09/2021	13:02:52 Order 175: Buy 87 AVN @ \$3.34	290.58		12,145.48		
22/09/2021	13:04:47 Order 176: Buy 90 MIN @ \$46.75 [13:02:57 Order 175: Brokerage BUY AVN]	9.50		12,135.98		
22/09/2021	13:04:47 Order 176: Buy 5 MIN @ \$46.75 [13:04:53 Order 176: Brokerage BUY MIN]	233.75		11,902.23		
22/09/2021	13:04:47 Order 176: Buy 90 MIN @ \$46.75 [13:02:57 Order 175: Brokerage BUY AVN]	4,207.50		7,694.73		
22/09/2021	13:04:47 Order 176: Buy 15 MIN @ \$46.75	701.25		6,993.48		
22/09/2021	13:04:47 Order 176: Buy 5 MIN @ \$46.75	233.75		6,759.73		
22/09/2021	13:04:47 Order 176: Buy 15 MIN @ \$46.75	701.25		6,058.48		
22/09/2021	13:04:47 Order 176: Buy 40 MIN @ \$46.75	1,870.00		4,188.48		
22/09/2021	13:04:47 Order 176: Buy 5 MIN @ \$46.75 [13:04:53 Order 176: Brokerage BUY MIN]	9.50		4,178.98		

Lamonaca Superannuation Fund
Bank Statement Report

For The Period 01 July 2021 to 30 June 2022

Date	Description	Debit \$	Credit \$	Ledger Balance \$	Statement Balance \$	Variance \$
14/04/2022	10:58:53 Order 178: Brokerage SELL SSM [10:58:55 Order 178: Sell 233 SSM @ \$0.95]	9.50		4,169.48		
14/04/2022	10:58:55 Order 178: Sell 1172 SSM @ \$0.9525		1,116.33	5,285.81		
14/04/2022	10:58:55 Order 178: Sell 918 SSM @ \$0.9525		874.40	6,160.21		
14/04/2022	10:58:55 Order 178: Sell 157 SSM @ \$0.9525		149.54	6,309.75		
14/04/2022	10:58:53 Order 178: Brokerage SELL SSM [10:58:55 Order 178: Sell 233 SSM @ \$0.95]		221.35	6,531.10		
24/06/2022	DIRECT CREDIT SelfWealth Ltd xEB back to sun co [15:59:20 back to sun corp while setting new account with SW Closing Balance at end of day 30 Jun 2022]	6,531.10		0.00		
30/06/2022	CLOSING BALANCE			0.00		
		<u>105,554.76</u>	<u>105,550.16</u>			

MICHAEL LAMONACA & PAULA LAMONACA ATF
*LAMONACA SUPERANNUATION FUND
4 PALM ST
ST IVES NSW 2075

Account Summary

Opening Balance	\$3,279.18
Total Withdrawals	\$3,373.23 -
Total Deposits	\$94.05+
Closing Balance	\$0.00

BSB Number **484-799**

Account Number **602585081**

Statement Period **1/10/2021 - 31/12/2021**

Important information for home and other property owners: Protecting your property with adequate insurance is often a condition of your loan. We recommend you review the terms and conditions concerning insurance in any security you have granted to us to make sure you are complying. It's important to be sure that you have an appropriate level of insurance cover in the event of your property being damaged or destroyed. Suncorp Bank recommends that you check your cover regularly with your insurer, to evaluate your insurance needs and be sure you're fully covered. The Australian Securities and Investments Commission (ASIC) provides independent information on property insurance and the risks of underinsurance. Find out more at www.moneysmart.gov.au

Account Transactions

Date	Transaction Details	Withdrawal	Deposit	Balance
	Opening Balance			3,279.18
4 Oct 2021	INTERNET TRANSFER DEBIT TO 602588536 REFERENCE NO 37521601 dividends	3,279.18		0.00
18 Nov 2021	DIRECT CREDIT AVN DST SEP 001268801303		94.05	94.05
19 Nov 2021	INTERNET TRANSFER DEBIT TO 602588536 REFERENCE NO 25338421 AVN DIVIDEND	94.05		0.00
	CLOSING BALANCE			0.00

Summary of Interest, Fees and Charges on this account for period 1 October 2021 - 31 December 2021

Suncorp:	This Period	1 July to date	Government:	This Period	1 July to date
Interest Paid	\$0.00	\$0.00	Government Duties/Taxes	\$0.00	
Interest Charged	\$0.00	\$0.00	Withholding Tax	\$0.00	
Bank Fees Charged	\$0.00		Other Financial Institutions:		
			ATM Operator Fee	\$0.00	

Notes: Please retain this statement for taxation purposes.

Please check all entries on your statement and notify Suncorp Bank immediately of any errors or omissions. Should you have a query about your account please call 13 11 55. It is important we hold your most up-to-date personal details, please contact us if these have changed.

Complaints and Feedback

If we didn't meet your expectations in any way or to lodge a complaint with Suncorp Bank, please contact us on 13 11 55. For information on our complaint processes or to escalate a complaint with us visit www.suncorp.com.au/contact-us/customer-relations or lodge your complaint with the Australian Financial Complaints Authority by visiting www.afca.org.au, calling 1800 931 678, emailing info@afca.org.au or sending a letter to GPO Box 3, Melbourne VIC 3001.

MICHAEL LAMONACA & PAULA LAMONACA ATF
*LAMONACA SUPERANNUATION FUND
UNIT 18
6 KING ST
TURRAMURRA NSW 2074
AUSTRALIA

Account Summary

Opening Balance	\$1,510.17
Total Withdrawals	\$10,608.66 -
Total Deposits	\$15,629.59+
Closing Balance	\$6,531.10

BSB Number **484-799**


Account Number **602585081**

Statement Period **1/04/2022 - 30/06/2022**

Important information for home and other property owners: Protecting your property with adequate insurance is often a condition of your loan. We recommend you review the terms and conditions concerning insurance in any security you have granted to us to make sure you are complying. It's important to be sure that you have an appropriate level of insurance cover in the event of your property being damaged or destroyed. Suncorp Bank recommends that you check your cover regularly with your insurer, to evaluate your insurance needs and be sure you're fully covered. The Australian Securities and Investments Commission (ASIC) provides independent information on property insurance and the risks of underinsurance. Find out more at www.moneysmart.gov.au

Account Transactions

Date	Transaction Details	Withdrawal	Deposit	Balance
	Opening Balance			1,510.17
6 Apr 2022	INTERNET TRANSFER DEBIT TO 602588536 REFERENCE NO 45997771 BHP AGL TGR FMG DI	1,510.17		0.00
21 Apr 2022	DIRECT CREDIT RIO TINTO LTD FIN21/00203389		510.39	510.39
25 Apr 2022	INTERNET TRANSFER DEBIT TO 602588536 REFERENCE NO 6153630 RIO DIVIDENDS	510.39		0.00
20 May 2022	DIRECT CREDIT HDN DST 001277151103		95.64	95.64
26 May 2022	INTERNET TRANSFER DEBIT TO 602588536 REFERENCE NO 90890570 HDN DIVIDEND	95.64		0.00
	BALANCE CARRIED FORWARD			0.00



Account Transactions Continued

Date	Transaction Details	Withdrawal	Deposit	Balance
	BALANCE BROUGHT FORWARD			0.00
26 May 2022	INTERNET TRANSFER CREDIT FROM 602588536 REF NO 30619602 KAKACAZZ fee comp		1,330.00	1,330.00
26 May 2022	INTERNET EXTERNAL TRANSFER TO 062099 010417929 REF NO 83441612 LAMONACA SUPER ANN	1,330.00		0.00
7 Jun 2022	INTERNET TRANSFER CREDIT FROM 602588536 REF NO 92125622 income tax		1,193.56	1,193.56
7 Jun 2022	BPAY DEBIT VIA INTERNET TAX OFFICE PAYMENTS 551007723030177921 REFERENCE NUMBER 24613630	1,193.56		0.00
14 Jun 2022	INTERNET TRANSFER CREDIT FROM 602588536 REF NO 12179502 money for pension		2,500.00	2,500.00
14 Jun 2022	INTERNET TRANSFER DEBIT TO 452079267 REFERENCE NO 17536511 money for pension	2,500.00		0.00
16 Jun 2022	INTERNET TRANSFER CREDIT FROM 602588536 REF NO 49225512 to self wealth		3,468.90	3,468.90
24 Jun 2022	INTERNET TRANSFER DEBIT TO 602588536 REFERENCE NO 11029642 back to supersaver	3,468.90		0.00
24 Jun 2022	DIRECT CREDIT SelfWealth Ltd xEB back to sun co		6,531.10	6,531.10
	CLOSING BALANCE			6,531.10

Summary of Interest, Fees and Charges on this account for period 1 April 2022 - 30 June 2022

Suncorp:	This Period	1 July to date	Government:	This Period	1 July to date
Interest Paid	\$0.00	\$0.00	Government Duties/Taxes	\$0.00	
Interest Charged	\$0.00	\$0.00	Withholding Tax	\$0.00	
Bank Fees Charged	\$0.00		Other Financial Institutions:		
			ATM Operator Fee	\$0.00	

Notes: Please retain this statement for taxation purposes.

Please check all entries on your statement and notify Suncorp Bank immediately of any errors or omissions. Should you have a query about your account please call 13 11 55. It is important we hold your most up-to-date personal details, please contact us if these have changed.

Complaints and Feedback

If we didn't meet your expectations in any way or to lodge a complaint with Suncorp Bank, please contact us on 13 11 55. For information on our complaint processes or to escalate a complaint with us visit www.suncorp.com.au/contact-us/customer-relations or lodge your complaint with the Australian Financial Complaints Authority by visiting www.afca.org.au, calling 1800 931 678, emailing info@afca.org.au or sending a letter to GPO Box 3, Melbourne VIC 3001.

MICHAEL LAMONACA & PAULA LAMONACA ATF
*LAMONACA SUPERANNUATION FUND
UNIT 18
6 KING ST
TURRAMURRA NSW 2074
AUSTRALIA

Account Summary

Opening Balance	\$0.00
Total Withdrawals	\$2,700.73 -
Total Deposits	\$4,210.90+
Closing Balance	\$1,510.17

BSB Number **484-799**

Account Number **602585081**


Statement Period **1/01/2022 - 31/03/2022**

Important information for home and other property owners: Protecting your property with adequate insurance is often a condition of your loan. We recommend you review the terms and conditions concerning insurance in any security you have granted to us to make sure you are complying. It's important to be sure that you have an appropriate level of insurance cover in the event of your property being damaged or destroyed. Suncorp Bank recommends that you check your cover regularly with your insurer, to evaluate your insurance needs and be sure you're fully covered. The Australian Securities and Investments Commission (ASIC) provides independent information on property insurance and the risks of underinsurance. Find out more at www.moneysmart.gov.au

Account Transactions

Date	Transaction Details	Withdrawal	Deposit	Balance
	Opening Balance			0.00
1 Feb 2022	INTERNET TRANSFER CREDIT FROM 602588536 REF NO 44017560 Super Help		998.00	998.00
1 Feb 2022	INTERNET EXTERNAL TRANSFER TO 062099 010417929 REF NO 38658562 superhelp	998.00		0.00
4 Feb 2022	DIRECT CREDIT AVN DST DEC 001271043748		104.50	104.50
7 Feb 2022	INTERNET TRANSFER DEBIT TO 602588536 REFERENCE NO 66419660 AVN DIVIDEND	104.50		0.00
4 Mar 2022	DIRECT CREDIT HPI DST DEC 001271520834		204.00	204.00
4 Mar 2022	DIRECT CREDIT AVN SOA 2022 001273043529		595.65	799.65
	BALANCE CARRIED FORWARD			799.65

Details are continued on the back of this page



Account Transactions Continued

Date	Transaction Details	Withdrawal	Deposit	Balance
	BALANCE BROUGHT FORWARD			799.65
8 Mar 2022	DIRECT CREDIT MAGELLAN FIN GRP S00118660919		113.40	913.05
11 Mar 2022	DIRECT CREDIT JBH DIVIDEND MAR22/00830024		270.58	1,183.63
11 Mar 2022	DIRECT CREDIT SCHAFFER CORP MAR22/00801182		165.60	1,349.23
18 Mar 2022	DIRECT CREDIT MCPHERSON'S LTD MAR22/00804716		249.00	1,598.23
22 Mar 2022	INTERNET TRANSFER DEBIT TO 602588536 REFERENCE NO 58602362 dividends	1,598.23		0.00
28 Mar 2022	DIRECT CREDIT BHP GROUP DIV AI385/00531765		403.63	403.63
30 Mar 2022	DIRECT CREDIT AGL PAYMENT AUI22/00896338		239.84	643.47
30 Mar 2022	DIRECT CREDIT FMG DIVIDEND 001273101297		716.38	1,359.85
30 Mar 2022	DIRECT CREDIT TASSAL GROUP LTD MAR22/00809722		150.32	1,510.17
	CLOSING BALANCE			1,510.17

Summary of Interest, Fees and Charges on this account for period 1 January 2022 - 31 March 2022

Suncorp:	This Period	1 July to date	Government:	This Period	1 July to date
Interest Paid	\$0.00	\$0.00	Government Duties/Taxes	\$0.00	
Interest Charged	\$0.00	\$0.00	Withholding Tax	\$0.00	
Bank Fees Charged	\$0.00		Other Financial Institutions:		
			ATM Operator Fee	\$0.00	

Notes: Please retain this statement for taxation purposes.

Please check all entries on your statement and notify Suncorp Bank immediately of any errors or omissions. Should you have a query about your account please call 13 11 55. It is important we hold your most up-to-date personal details, please contact us if these have changed.

Complaints and Feedback

If we didn't meet your expectations in any way or to lodge a complaint with Suncorp Bank, please contact us on 13 11 55. For information on our complaint processes or to escalate a complaint with us visit www.suncorp.com.au/contact-us/customer-relations or lodge your complaint with the Australian Financial Complaints Authority by visiting www.afca.org.au, calling 1800 931 678, emailing info@afca.org.au or sending a letter to GPO Box 3, Melbourne VIC 3001.

MICHAEL LAMONACA & PAULA LAMONACA ATF
*LAMONACA SUPERANNUATION FUND
4 PALM ST
ST IVES NSW 2075

Account Summary

Opening Balance	\$0.00
Total Withdrawals	\$2,765.23 -
Total Deposits	\$6,044.41+
Closing Balance	\$3,279.18

BSB Number **484-799**


Account Number **602585081**

Statement Period **1/07/2021 - 30/09/2021**

Important information for home and other property owners: Protecting your property with adequate insurance is often a condition of your loan. We recommend you review the terms and conditions concerning insurance in any security you have granted to us to make sure you are complying. It's important to be sure that you have an appropriate level of insurance cover in the event of your property being damaged or destroyed. Suncorp Bank recommends that you check your cover regularly with your insurer, to evaluate your insurance needs and be sure you're fully covered. The Australian Securities and Investments Commission (ASIC) provides independent information on property insurance and the risks of underinsurance. Find out more at www.moneysmart.gov.au

Account Transactions

Date	Transaction Details	Withdrawal	Deposit	Balance
	Opening Balance			0.00
16 Jul 2021	DIRECT CREDIT VHY PAYMENT JUL21/00819303		38.08	38.08
19 Jul 2021	INTERNET TRANSFER DEBIT TO 602588536 REFERENCE NO 67736542 VHY DIVIDEND	38.08		0.00
21 Jul 2021	DIRECT CREDIT CQE DIST S00118660919		187.27	187.27
22 Jul 2021	INTERNET TRANSFER DEBIT TO 602588536 REFERENCE NO 58707380 CQE DIVIDEND	187.27		0.00
5 Aug 2021	DIRECT CREDIT ARENA REIT S00118660919		89.77	89.77
10 Aug 2021	INTERNET TRANSFER DEBIT TO 602588536 REFERENCE NO 3198391 ARF DIVIDEND	89.77		0.00
	BALANCE CARRIED FORWARD			0.00



Account Transactions Continued

Date	Transaction Details	Withdrawal	Deposit	Balance
	BALANCE BROUGHT FORWARD			0.00
30 Aug 2021	DIRECT CREDIT DXS DST 001262683141		276.69	276.69
31 Aug 2021	DIRECT CREDIT GDI DST 001262881808		473.53	750.22
31 Aug 2021	DIRECT CREDIT ABACUS TRUST DIS S00118660919		375.62	1,125.84
10 Sep 2021	DIRECT CREDIT NGI FNL DIV 001263880108		454.29	1,580.13
16 Sep 2021	DIRECT CREDIT JBH REPLACEMENT SEP21/99999889		177.62	1,757.75
21 Sep 2021	DIRECT CREDIT BHP GROUP DIV AF384/01229918		526.76	2,284.51
22 Sep 2021	BRANCH DEPOSIT Chatswood		165.60	2,450.11
22 Sep 2021	INTERNET TRANSFER DEBIT TO 602588536 REFERENCE NO 42515541 d g a n j b s divi	2,450.11		0.00
23 Sep 2021	DIRECT CREDIT MCPHERSON'S LTD SEP21/00804901		124.50	124.50
23 Sep 2021	DIRECT CREDIT RIO TINTO LTD INT21/00201027		585.24	709.74
23 Sep 2021	DIRECT CREDIT MAGELLAN FIN GRP S00118660919		117.52	827.26
28 Sep 2021	DIRECT CREDIT RRL DIVIDEND SEP21/00818369		53.10	880.36
29 Sep 2021	DIRECT CREDIT AGL PAYMENT AUF21/00898233		509.66	1,390.02
29 Sep 2021	DIRECT CREDIT TASSAL GROUP LTD SEP21/00810213		131.53	1,521.55
	BALANCE CARRIED FORWARD			1,521.55

Account Transactions Continued

Date	Transaction Details	Withdrawal	Deposit	Balance
	BALANCE BROUGHT FORWARD			1,521.55
30 Sep 2021	DIRECT CREDIT FMG DIVIDEND 001267429692		1,757.63	3,279.18
	CLOSING BALANCE			3,279.18

Summary of Interest, Fees and Charges on this account for period 1 July 2021 - 30 September 2021

	This Period	1 July to date	Government:	This Period	1 July to date
Suncorp:					
Interest Paid	\$0.00	\$0.00	Government Duties/Taxes	\$0.00	
Interest Charged	\$0.00	\$0.00	Withholding Tax	\$0.00	
Bank Fees Charged	\$0.00		Other Financial Institutions:		
			ATM Operator Fee	\$0.00	

Notes: Please retain this statement for taxation purposes.

Please check all entries on your statement and notify Suncorp Bank immediately of any errors or omissions. Should you have a query about your account please call 13 11 55. It is important we hold your most up-to-date personal details, please contact us if these have changed.

Complaints and Feedback

If we didn't meet your expectations in any way or to lodge a complaint with Suncorp Bank, please contact us on 13 11 55. For information on our complaint processes or to escalate a complaint with us visit www.suncorp.com.au/contact-us/customer-relations or lodge your complaint with the Australian Financial Complaints Authority by visiting www.afca.org.au, calling 1800 931 678, emailing info@afca.org.au or sending a letter to GPO Box 3, Melbourne VIC 3001.

MICHAEL LAMONACA & PAULA LAMONACA ATF
*LAMONACA SUPERANNUATION FUND
4 PALM ST
ST IVES NSW 2075


Account Summary

Opening Balance	\$2,772.38
Total Withdrawals	\$0.00 -
Total Deposits	\$6,142.57+
Closing Balance	\$8,914.95

BSB Number	484-799
Account Number	602588536
Statement Period	1/07/2021 - 31/12/2021

Account Transactions

Date	Transaction Details	Withdrawal	Deposit	Balance
	Opening Balance			2,772.38
19 Jul 2021	INTERNET TRANSFER CREDIT FROM 602585081 REF NO 67736542 VHY DIVIDEND		38.08	2,810.46
22 Jul 2021	INTERNET TRANSFER CREDIT FROM 602585081 REF NO 58707380 CQE DIVIDEND		187.27	2,997.73
31 Jul 2021	CREDIT INTEREST		0.49	2,998.22
10 Aug 2021	INTERNET TRANSFER CREDIT FROM 602585081 REF NO 3198391 ARF DIVIDEND		89.77	3,087.99
31 Aug 2021	CREDIT INTEREST		0.52	3,088.51
22 Sep 2021	INTERNET TRANSFER CREDIT FROM 602585081 REF NO 42515541 d g a n j b s divi		2,450.11	5,538.62
30 Sep 2021	CREDIT INTEREST		0.63	5,539.25
4 Oct 2021	INTERNET TRANSFER CREDIT FROM 602585081 REF NO 37521601 dividends		3,279.18	8,818.43
31 Oct 2021	CREDIT INTEREST		0.98	8,819.41
	BALANCE CARRIED FORWARD			8,819.41



Account Transactions Continued

Date	Transaction Details	Withdrawal	Deposit	Balance
	BALANCE BROUGHT FORWARD			8,819.41
19 Nov 2021	INTERNET TRANSFER CREDIT FROM 602585081 REF NO 25338421 AVN DIVIDEND		94.05	8,913.46
30 Nov 2021	CREDIT INTEREST		0.73	8,914.19
31 Dec 2021	CREDIT INTEREST		0.76	8,914.95
	CLOSING BALANCE			8,914.95

Summary of Interest, Fees and Charges on this account for period 1 July 2021 - 31 December 2021

	This Period	1 July to date		This Period	1 July to date
Suncorp:			Government:		
Interest Paid	\$4.11	\$4.11	Government Duties/Taxes	\$0.00	
Interest Charged	\$0.00	\$0.00	Withholding Tax	\$0.00	
Bank Fees Charged	\$0.00		Other Financial Institutions:		
			ATM Operator Fee	\$0.00	

Notes: Please retain this statement for taxation purposes.

Please check all entries on your statement and notify Suncorp Bank immediately of any errors or omissions. Should you have a query about your account please call 13 11 55. It is important we hold your most up-to-date personal details, please contact us if these have changed.

Complaints and Feedback

If we didn't meet your expectations in any way or to lodge a complaint with Suncorp Bank, please contact us on 13 11 55. For information on our complaint processes or to escalate a complaint with us visit www.suncorp.com.au/contact-us/customer-relations or lodge your complaint with the Australian Financial Complaints Authority by visiting www.afca.org.au, calling 1800 931 678, emailing info@afca.org.au or sending a letter to GPO Box 3, Melbourne VIC 3001.

MICHAEL LAMONACA & PAULA LAMONACA ATF
*LAMONACA SUPERANNUATION FUND
UNIT 18
6 KING ST
TURRAMURRA NSW 2074
AUSTRALIA


Account Summary

Opening Balance	\$8,914.95
Total Withdrawals	\$9,490.46 -
Total Deposits	\$7,293.25+
Closing Balance	\$6,717.74

BSB Number	484-799
Account Number	602588536
Statement Period	1/01/2022 - 30/06/2022

Account Transactions

Date	Transaction Details	Withdrawal	Deposit	Balance
	Opening Balance			8,914.95
31 Jan 2022	CREDIT INTEREST		0.75	8,915.70
1 Feb 2022	INTERNET TRANSFER DEBIT TO 602585081 REFERENCE NO 44017560 Super Help	998.00		7,917.70
7 Feb 2022	INTERNET TRANSFER CREDIT FROM 602585081 REF NO 66419660 AVN DIVIDEND		104.50	8,022.20
28 Feb 2022	CREDIT INTEREST		0.62	8,022.82
22 Mar 2022	INTERNET TRANSFER CREDIT FROM 602585081 REF NO 58602362 dividends		1,598.23	9,621.05
31 Mar 2022	CREDIT INTEREST		0.72	9,621.77
6 Apr 2022	INTERNET TRANSFER CREDIT FROM 602585081 REF NO 45997771 BHP AGL TGR FMG DI		1,510.17	11,131.94
25 Apr 2022	INTERNET TRANSFER CREDIT FROM 602585081 REF NO 6153630 RIO DIVIDENDS		510.39	11,642.33
30 Apr 2022	CREDIT INTEREST		0.90	11,643.23
	BALANCE CARRIED FORWARD			11,643.23



Account Transactions Continued

Date	Transaction Details	Withdrawal	Deposit	Balance
	BALANCE BROUGHT FORWARD			11,643.23
26 May 2022	INTERNET TRANSFER CREDIT FROM 602585081 REF NO 90890570 HDN DIVIDEND		95.64	11,738.87
26 May 2022	INTERNET TRANSFER DEBIT TO 602585081 REFERENCE NO 30619602 KAKACAZZ fee comp	1,330.00		10,408.87
31 May 2022	CREDIT INTEREST		0.97	10,409.84
7 Jun 2022	INTERNET TRANSFER DEBIT TO 602585081 REFERENCE NO 92125622 income tax	1,193.56		9,216.28
14 Jun 2022	INTERNET TRANSFER DEBIT TO 602585081 REFERENCE NO 12179502 money for pension	2,500.00		6,716.28
16 Jun 2022	INTERNET TRANSFER DEBIT TO 602585081 REFERENCE NO 49225512 to self wealth	3,468.90		3,247.38
24 Jun 2022	INTERNET TRANSFER CREDIT FROM 602585081 REF NO 11029642 back to supersaver		3,468.90	6,716.28
30 Jun 2022	CREDIT INTEREST		1.46	6,717.74
	CLOSING BALANCE			6,717.74

Summary of Interest, Fees and Charges on this account for period 1 January 2022 - 30 June 2022

Suncorp:	This Period	1 July to date	Government:	This Period	1 July to date
Interest Paid	\$5.42	\$9.53	Government Duties/Taxes	\$0.00	
Interest Charged	\$0.00	\$0.00	Withholding Tax	\$0.00	
Bank Fees Charged	\$0.00		Other Financial Institutions:		
			ATM Operator Fee	\$0.00	

Notes: Please retain this statement for taxation purposes.

Please check all entries on your statement and notify Suncorp Bank immediately of any errors or omissions. Should you have a query about your account please call 13 11 55. It is important we hold your most up-to-date personal details, please contact us if these have changed.

Complaints and Feedback

If we didn't meet your expectations in any way or to lodge a complaint with Suncorp Bank, please contact us on 13 11 55. For information on our complaint processes or to escalate a complaint with us visit www.suncorp.com.au/contact-us/customer-relations or lodge your complaint with the Australian Financial Complaints Authority by visiting www.afca.org.au, calling 1800 931 678, emailing info@afca.org.au or sending a letter to GPO Box 3, Melbourne VIC 3001.



Account: MR MICHAEL LAMONACA & MS PAULA LAMONACA



Date	Description	Credit	Debit	Balance
	Opening Balance			\$4.60
21 Jul 2021 11:46:31	Order 155: Sell 451 ABP @ \$3.195	\$1,440.94		\$1,445.54
21 Jul 2021 11:46:31	Order 155: Sell 509 ABP @ \$3.195	\$1,626.26		\$3,071.80
21 Jul 2021 11:46:31	Order 155: Sell 685 ABP @ \$3.195	\$2,188.57		\$5,260.37
21 Jul 2021 11:46:31	Order 155: Sell 250 ABP @ \$3.19	\$797.50		\$6,057.87
21 Jul 2021 11:46:31	Order 155: Sell 40 ABP @ \$3.19	\$127.61		\$6,185.48
21 Jul 2021 11:46:31	Order 155: Sell 268 ABP @ \$3.19	\$854.91		\$7,040.39
21 Jul 2021 11:46:31	Order 155: Sell 172 ABP @ \$3.19	\$548.69		\$7,589.08
21 Jul 2021 11:46:31	Order 155: Sell 440 ABP @ \$3.19	\$1,403.59		\$8,992.67
21 Jul 2021 11:46:31	Order 155: Sell 88 ABP @ \$3.19	\$280.73		\$9,273.40
21 Jul 2021 11:46:31	Order 155: Sell 469 ABP @ \$3.19	\$1,496.10		\$10,769.50
21 Jul 2021 11:46:31	Order 155: Sell 320 ABP @ \$3.19	\$1,020.81		\$11,790.31
21 Jul 2021 11:46:31	Order 155: Sell 658 ABP @ \$3.19	\$2,099.02		\$13,889.33
21 Jul 2021 11:46:31	Order 155: Sell 26 ABP @ \$3.19	\$82.93		\$13,972.26
21 Jul 2021 11:46:31	Order 155: Sell 43 ABP @ \$3.19	\$137.18		\$14,109.44
21 Jul 2021 11:46:32	Order 155: Brokerage SELL ABP		\$9.50	\$14,099.94
21 Jul 2021 11:47:24	Order 156: Sell 390 ARF @ \$3.69	\$1,439.10		\$15,539.04
21 Jul 2021 11:47:24	Order 156: Sell 100 ARF @ \$3.69	\$369.00		\$15,908.04
21 Jul 2021 11:47:24	Order 156: Sell 100 ARF @ \$3.69	\$369.00		\$16,277.04
21 Jul 2021 11:47:24	Order 156: Sell 39 ARF @ \$3.69	\$143.91		\$16,420.95
21 Jul 2021 11:47:24	Order 156: Sell 25 ARF @ \$3.69	\$92.25		\$16,513.20
21 Jul 2021 11:47:24	Order 156: Sell 35 ARF @ \$3.69	\$129.15		\$16,642.35
21 Jul 2021 11:47:24	Order 156: Sell 120 ARF @ \$3.69	\$442.80		\$17,085.15
21 Jul 2021 11:47:24	Order 156: Sell 550 ARF @ \$3.69	\$2,029.50		\$19,114.65
21 Jul 2021 11:47:24	Order 156: Sell 54 ARF @ \$3.69	\$199.26		\$19,313.91
21 Jul 2021 11:47:24	Order 156: Sell 197 ARF @ \$3.69	\$726.93		\$20,040.84
21 Jul 2021 11:47:24	Order 156: Sell 5 ARF @ \$3.69	\$18.45		\$20,059.29
21 Jul 2021 11:47:24	Order 156: Sell 3 ARF @ \$3.69	\$11.07		\$20,070.36

21 Jul 2021 11:47:24	Order 156: Sell 29 ARF @ \$3.69	\$107.01		\$20,177.37
21 Jul 2021 11:47:24	Order 156: Sell 320 ARF @ \$3.69	\$1,180.80		\$21,358.17
21 Jul 2021 11:47:24	Order 156: Sell 443 ARF @ \$3.69	\$1,634.67		\$22,992.84
21 Jul 2021 11:47:26	Order 156: Brokerage SELL ARF		\$9.50	\$22,983.34
21 Jul 2021 11:48:24	Order 157: Sell 81 CQE @ \$3.57	\$289.17		\$23,272.51
21 Jul 2021 11:48:24	Order 157: Sell 100 CQE @ \$3.57	\$357.00		\$23,629.51
21 Jul 2021 11:48:24	Order 157: Sell 9 CQE @ \$3.57	\$32.13		\$23,661.64
21 Jul 2021 11:48:24	Order 157: Sell 160 CQE @ \$3.57	\$571.20		\$24,232.84
21 Jul 2021 11:48:24	Order 157: Sell 14 CQE @ \$3.57	\$49.98		\$24,282.82
21 Jul 2021 11:48:24	Order 157: Sell 35 CQE @ \$3.57	\$124.95		\$24,407.77
21 Jul 2021 11:48:24	Order 157: Sell 9 CQE @ \$3.57	\$32.13		\$24,439.90
21 Jul 2021 11:48:24	Order 157: Sell 72 CQE @ \$3.57	\$257.04		\$24,696.94
21 Jul 2021 11:48:24	Order 157: Sell 1500 CQE @ \$3.57	\$5,355.00		\$30,051.94
21 Jul 2021 11:48:24	Order 157: Sell 332 CQE @ \$3.57	\$1,185.24		\$31,237.18
21 Jul 2021 11:48:26	Order 157: Brokerage SELL CQE		\$9.50	\$31,227.68
21 Jul 2021 11:49:38	Order 158: Sell 107 DXS @ \$10.535	\$1,127.25		\$32,354.93
21 Jul 2021 11:49:38	Order 158: Sell 56 DXS @ \$10.535	\$589.96		\$32,944.89
21 Jul 2021 11:49:38	Order 158: Sell 99 DXS @ \$10.535	\$1,042.96		\$33,987.85
21 Jul 2021 11:49:38	Order 158: Sell 37 DXS @ \$10.535	\$389.80		\$34,377.65
21 Jul 2021 11:49:38	Order 158: Sell 13 DXS @ \$10.53	\$136.89		\$34,514.54
21 Jul 2021 11:49:38	Order 158: Sell 13 DXS @ \$10.53	\$136.89		\$34,651.43
21 Jul 2021 11:49:38	Order 158: Sell 100 DXS @ \$10.53	\$1,052.99		\$35,704.42
21 Jul 2021 11:49:38	Order 158: Sell 70 DXS @ \$10.53	\$737.10		\$36,441.52
21 Jul 2021 11:49:38	Order 158: Sell 204 DXS @ \$10.53	\$2,148.13		\$38,589.65
21 Jul 2021 11:49:38	Order 158: Sell 84 DXS @ \$10.53	\$884.51		\$39,474.16
21 Jul 2021 11:49:38	Order 158: Sell 24 DXS @ \$10.53	\$252.72		\$39,726.88
21 Jul 2021 11:49:38	Order 158: Sell 100 DXS @ \$10.53	\$1,053.00		\$40,779.88
21 Jul 2021 11:49:38	Order 158: Sell 150 DXS @ \$10.53	\$1,579.50		\$42,359.38
21 Jul 2021 11:49:38	Order 158: Sell 79 DXS @ \$10.53	\$831.87		\$43,191.25
21 Jul 2021 11:49:38	Order 158: Sell 67 DXS @ \$10.53	\$705.52		\$43,896.77
21 Jul 2021 11:49:39	Order 158: Brokerage SELL DXS		\$9.50	\$43,887.27
21 Jul 2021 11:50:34	Order 159: Sell 389 HVN @ \$5.47	\$2,127.83		\$46,015.10
21 Jul 2021 11:50:34	Order 159: Sell 172 HVN @ \$5.47	\$940.84		\$46,955.94
21 Jul 2021 11:50:34	Order 159: Sell 433 HVN @ \$5.47	\$2,368.51		\$49,324.45
21 Jul 2021 11:50:34	Order 159: Sell 496 HVN @ \$5.47	\$2,713.12		\$52,037.57
21 Jul 2021 11:50:36	Order 159: Brokerage SELL HVN		\$9.50	\$52,028.07
21 Jul 2021 11:52:02	Order 160: Sell 2 JHG @ \$53.83	\$107.66		\$52,135.73

21 Jul 2021 11:52:02	Order 160: Sell 75 JHG @ \$53.84	\$4,038.00	\$56,173.73
21 Jul 2021 11:52:02	Order 160: Sell 20 JHG @ \$53.84	\$1,076.80	\$57,250.53
21 Jul 2021 11:52:02	Order 160: Sell 15 JHG @ \$53.84	\$807.60	\$58,058.13
21 Jul 2021 11:52:02	Order 160: Sell 8 JHG @ \$53.84	\$430.72	\$58,488.85
21 Jul 2021 11:52:02	Order 160: Sell 10 JHG @ \$53.84	\$538.40	\$59,027.25
21 Jul 2021 11:52:02	Order 160: Sell 15 JHG @ \$53.84	\$807.60	\$59,834.85
21 Jul 2021 11:52:02	Order 160: Sell 12 JHG @ \$53.84	\$646.08	\$60,480.93
21 Jul 2021 11:52:02	Order 160: Sell 10 JHG @ \$53.84	\$538.40	\$61,019.33
21 Jul 2021 11:52:02	Order 160: Brokerage SELL JHG	\$9.50	\$61,009.83
21 Jul 2021 11:57:51	Order 161: Buy 166 BHP @ \$49.98	\$8,296.68	\$52,713.15
21 Jul 2021 11:57:51	Order 161: Buy 1 BHP @ \$49.98	\$49.98	\$52,663.17
21 Jul 2021 11:57:51	Order 161: Buy 27 BHP @ \$49.98	\$1,349.46	\$51,313.71
21 Jul 2021 11:57:51	Order 161: Brokerage BUY BHP	\$9.50	\$51,304.21
21 Jul 2021 12:00:10	Order 162: Brokerage BUY RIO	\$9.50	\$51,294.71
21 Jul 2021 12:00:11	Order 162: Buy 77 RIO @ \$126.17	\$9,715.09	\$41,579.62
21 Jul 2021 12:02:19	Order 163: Buy 188 NGI @ \$1.72	\$323.36	\$41,256.26
21 Jul 2021 12:02:23	Order 163: Buy 20 NGI @ \$1.72	\$34.40	\$41,221.86
21 Jul 2021 12:04:19	Order 164: Brokerage BUY MCP	\$9.50	\$41,212.36
21 Jul 2021 12:04:19	Order 164: Buy 8300 MCP @ \$1.14	\$9,462.00	\$31,750.36
21 Jul 2021 12:05:12	Order 163: Buy 47 NGI @ \$1.74	\$81.78	\$31,668.58
21 Jul 2021 12:05:12	Order 163: Buy 100 NGI @ \$1.745	\$174.50	\$31,494.08
21 Jul 2021 12:05:12	Order 163: Buy 94 NGI @ \$1.745	\$164.03	\$31,330.05
21 Jul 2021 12:05:12	Order 163: Buy 106 NGI @ \$1.745	\$184.97	\$31,145.08
21 Jul 2021 12:05:12	Order 163: Buy 2379 NGI @ \$1.74	\$4,139.46	\$27,005.62
21 Jul 2021 12:05:12	Order 163: Buy 1500 NGI @ \$1.74	\$2,610.00	\$24,395.62
21 Jul 2021 12:05:12	Order 163: Buy 1066 NGI @ \$1.755	\$1,870.83	\$22,524.79
21 Jul 2021 12:05:12	Order 163: Brokerage BUY NGI	\$9.50	\$22,515.29
21 Jul 2021 12:07:28	Order 165: Buy 3 FMG @ \$25.48	\$76.44	\$22,438.85
21 Jul 2021 12:07:28	Order 165: Buy 3 FMG @ \$25.48	\$76.44	\$22,362.41
21 Jul 2021 12:07:28	Order 165: Buy 87 FMG @ \$25.48	\$2,216.76	\$20,145.65
21 Jul 2021 12:07:28	Order 165: Buy 276 FMG @ \$25.48	\$7,032.48	\$13,113.17
21 Jul 2021 12:07:28	Order 165: Buy 76 FMG @ \$25.48	\$1,936.48	\$11,176.69
21 Jul 2021 12:07:28	Order 165: Brokerage BUY FMG	\$9.50	\$11,167.19
23 Jul 2021 11:51:51	Order 166: Brokerage BUY SSM	\$9.50	\$11,157.69
23 Jul 2021 11:51:52	Order 166: Buy 6000 SSM @ \$0.9275	\$5,565.00	\$5,592.69
23 Jul 2021 11:53:37	Order 167: Brokerage BUY MFG	\$9.50	\$5,583.19
23 Jul 2021 11:53:38	Order 167: Buy 53 MFG @ \$54.00	\$2,862.00	\$2,721.19

23 Jul 2021 11:53:39	Order 167: Buy 50 MFG @ \$54.00		\$2,700.00	\$21.19
25 Aug 2021 14:55:56	Order 168: Sell 1500 NGI @ \$1.86	\$2,790.00		\$2,811.19
25 Aug 2021 14:55:56	Order 168: Sell 159 NGI @ \$1.86	\$295.74		\$3,106.93
25 Aug 2021 14:55:56	Order 168: Sell 120 NGI @ \$1.86	\$223.20		\$3,330.13
25 Aug 2021 14:55:56	Order 168: Sell 80 NGI @ \$1.86	\$148.80		\$3,478.93
25 Aug 2021 14:56:58	Order 168: Brokerage SELL NGI		\$9.50	\$3,469.43
25 Aug 2021 14:56:58	Order 168: Sell 86 NGI @ \$1.85	\$159.10		\$3,628.53
25 Aug 2021 14:56:58	Order 168: Sell 899 NGI @ \$1.85	\$1,663.15		\$5,291.68
25 Aug 2021 14:56:58	Order 168: Sell 100 NGI @ \$1.85	\$185.00		\$5,476.68
25 Aug 2021 14:56:58	Order 168: Sell 97 NGI @ \$1.85	\$179.45		\$5,656.13
25 Aug 2021 14:56:58	Order 168: Sell 1193 NGI @ \$1.845	\$2,201.09		\$7,857.22
25 Aug 2021 14:56:58	Order 168: Sell 984 NGI @ \$1.845	\$1,815.48		\$9,672.70
25 Aug 2021 14:56:58	Order 168: Sell 200 NGI @ \$1.845	\$369.00		\$10,041.70
25 Aug 2021 14:56:58	Order 168: Sell 82 NGI @ \$1.845	\$151.29		\$10,192.99
25 Aug 2021 14:58:17	Order 169: Sell 841 GDI @ \$1.1575	\$973.45		\$11,166.44
25 Aug 2021 14:58:17	Order 169: Sell 2526 GDI @ \$1.1575	\$2,923.85		\$14,090.29
25 Aug 2021 14:58:17	Order 169: Sell 2400 GDI @ \$1.155	\$2,772.00		\$16,862.29
25 Aug 2021 14:58:17	Order 169: Sell 320 GDI @ \$1.155	\$369.60		\$17,231.89
25 Aug 2021 14:58:17	Order 169: Sell 705 GDI @ \$1.155	\$814.28		\$18,046.17
25 Aug 2021 14:58:17	Order 169: Sell 19 GDI @ \$1.155	\$21.94		\$18,068.11
25 Aug 2021 14:58:17	Order 169: Sell 2485 GDI @ \$1.155	\$2,870.18		\$20,938.29
25 Aug 2021 14:58:17	Order 169: Sell 402 GDI @ \$1.155	\$464.31		\$21,402.60
25 Aug 2021 14:58:17	Order 169: Sell 19 GDI @ \$1.155	\$21.94		\$21,424.54
25 Aug 2021 14:58:17	Order 169: Sell 152 GDI @ \$1.155	\$175.56		\$21,600.10
25 Aug 2021 14:58:17	Order 169: Sell 1320 GDI @ \$1.155	\$1,524.60		\$23,124.70
25 Aug 2021 14:58:17	Order 169: Sell 680 GDI @ \$1.155	\$785.40		\$23,910.10
25 Aug 2021 14:58:17	Order 169: Sell 351 GDI @ \$1.155	\$405.41		\$24,315.51
25 Aug 2021 14:58:19	Order 169: Brokerage SELL GDI		\$9.50	\$24,306.01
25 Aug 2021 15:01:50	Order 170: Brokerage BUY JBH		\$9.50	\$24,296.51
25 Aug 2021 15:01:51	Order 170: Buy 9 JBH @ \$48.10		\$432.90	\$23,863.61
25 Aug 2021 15:01:51	Order 170: Buy 1 JBH @ \$48.10		\$48.10	\$23,815.51
25 Aug 2021 15:01:51	Order 170: Buy 60 JBH @ \$48.10		\$2,886.00	\$20,929.51
25 Aug 2021 15:01:51	Order 170: Buy 10 JBH @ \$48.10		\$481.00	\$20,448.51
25 Aug 2021 15:01:51	Order 170: Buy 34 JBH @ \$48.10		\$1,635.40	\$18,813.11
25 Aug 2021 15:01:51	Order 170: Buy 23 JBH @ \$48.10		\$1,106.30	\$17,706.81
25 Aug 2021 15:01:51	Order 170: Buy 22 JBH @ \$48.10		\$1,058.20	\$16,648.61
25 Aug 2021 15:01:51	Order 170: Buy 7 JBH @ \$48.10		\$336.70	\$16,311.91

25 Aug 2021 15:03:28	Order 171: Brokerage BUY SFC		\$9.50	\$16,302.41
25 Aug 2021 15:03:29	Order 171: Buy 368 SFC @ \$21.74		\$8,000.32	\$8,302.09
30 Aug 2021 10:43:08	Order 172: Brokerage SELL ALX		\$9.50	\$8,292.59
30 Aug 2021 10:43:10	Order 172: Sell 1 ALX @ \$6.63	\$6.63		\$8,299.22
30 Aug 2021 10:43:10	Order 172: Sell 100 ALX @ \$6.63	\$663.00		\$8,962.22
30 Aug 2021 10:43:10	Order 172: Sell 90 ALX @ \$6.63	\$596.70		\$9,558.92
30 Aug 2021 10:43:10	Order 172: Sell 417 ALX @ \$6.63	\$2,764.71		\$12,323.63
30 Aug 2021 10:43:10	Order 172: Sell 88 ALX @ \$6.63	\$583.44		\$12,907.07
30 Aug 2021 10:43:10	Order 172: Sell 111 ALX @ \$6.63	\$735.93		\$13,643.00
30 Aug 2021 10:43:10	Order 172: Sell 43 ALX @ \$6.63	\$285.09		\$13,928.09
30 Aug 2021 10:43:10	Order 172: Sell 5 ALX @ \$6.63	\$33.15		\$13,961.24
30 Aug 2021 10:43:10	Order 172: Sell 29 ALX @ \$6.63	\$192.27		\$14,153.51
30 Aug 2021 10:43:10	Order 172: Sell 82 ALX @ \$6.63	\$543.66		\$14,697.17
30 Aug 2021 10:43:10	Order 172: Sell 89 ALX @ \$6.63	\$590.07		\$15,287.24
22 Sep 2021 12:48:00	Order 173: Sell 116 VHY @ \$64.44	\$7,475.04		\$22,762.28
22 Sep 2021 12:48:05	Order 173: Brokerage SELL VHY		\$9.50	\$22,752.78
22 Sep 2021 13:01:26	Order 174: Buy 542 HPI @ \$3.485		\$1,888.87	\$20,863.91
22 Sep 2021 13:01:26	Order 174: Buy 328 HPI @ \$3.485		\$1,143.08	\$19,720.83
22 Sep 2021 13:01:26	Order 174: Buy 1130 HPI @ \$3.485		\$3,938.05	\$15,782.78
22 Sep 2021 13:01:31	Order 174: Brokerage BUY HPI		\$9.50	\$15,773.28
22 Sep 2021 13:02:52	Order 175: Buy 150 AVN @ \$3.34		\$501.00	\$15,272.28
22 Sep 2021 13:02:52	Order 175: Buy 388 AVN @ \$3.34		\$1,295.92	\$13,976.36
22 Sep 2021 13:02:52	Order 175: Buy 1450 AVN @ \$3.34		\$4,843.00	\$9,133.36
22 Sep 2021 13:02:52	Order 175: Buy 15 AVN @ \$3.34		\$50.10	\$9,083.26
22 Sep 2021 13:02:52	Order 175: Buy 87 AVN @ \$3.34		\$290.58	\$8,792.68
22 Sep 2021 13:02:57	Order 175: Brokerage BUY AVN		\$9.50	\$8,783.18
22 Sep 2021 13:04:47	Order 176: Buy 5 MIN @ \$46.75		\$233.75	\$8,549.43
22 Sep 2021 13:04:47	Order 176: Buy 90 MIN @ \$46.75		\$4,207.50	\$4,341.93
22 Sep 2021 13:04:47	Order 176: Buy 15 MIN @ \$46.75		\$701.25	\$3,640.68
22 Sep 2021 13:04:47	Order 176: Buy 5 MIN @ \$46.75		\$233.75	\$3,406.93
22 Sep 2021 13:04:47	Order 176: Buy 15 MIN @ \$46.75		\$701.25	\$2,705.68
22 Sep 2021 13:04:47	Order 176: Buy 40 MIN @ \$46.75		\$1,870.00	\$835.68
22 Sep 2021 13:04:53	Order 176: Brokerage BUY MIN		\$9.50	\$826.18
14 Apr 2022 10:58:53	Order 178: Brokerage SELL SSM		\$9.50	\$816.68
14 Apr 2022 10:58:55	Order 178: Sell 1172 SSM @ \$0.9525	\$1,116.33		\$1,933.01
14 Apr 2022 10:58:55	Order 178: Sell 918 SSM @ \$0.9525	\$874.40		\$2,807.41
14 Apr 2022 10:58:55	Order 178: Sell 3520 SSM @ \$0.9525	\$3,352.80		\$6,160.21

14 Apr 2022 10:58:55	Order 178: Sell 157 SSM @ \$0.9525	\$149.54		\$6,309.75
14 Apr 2022 10:58:55	Order 178: Sell 233 SSM @ \$0.95	\$221.35		\$6,531.10
24 Jun 2022 15:59:20	back to sun corp while setting new account with SW		\$6,531.10	\$0.00
	Closing Balance at end of day 30 Jun 2022			\$0.00

* Please note, this is not a bank statement.

support@selfwealth.com.au
www.selfwealth.com.au

61800 - Distributions Receivable

2022 Financial Year

Preparer Mc Ren Sotto

Reviewer Steven Lee

Status Completed

Account Code	Description	CY Balance	LY Balance	Change
ABP.AX1	Abacus Property Group		\$375.62	100%
ARF.AX	Arena Reit.		\$89.77	100%
CQE.AX	Charter Hall Social Infrastructure Reit		\$187.27	100%
DXS.AX2	Dexus		\$276.69	100%
GDI.AX	GDI Property Group		\$473.53	100%
HDN.AX1	Homeco Daily Needs Reit	\$97.48		100%
HPI.AX2	Hotel Property Investments	\$206.00		100%
VHY.AX	Vanguard Australian Shares High Yield Etf		\$38.08	100%
TOTAL		CY Balance	LY Balance	
		\$303.48	\$1,440.96	

Supporting Documents

○ General Ledger [Report](#)

Standard Checklist

Review aging of amounts receivable and comment on any delay in payment

Lamonaca Superannuation Fund

General Ledger

As at 30 June 2022

Transaction Date	Description	Units	Debit	Credit	Balance \$
Distributions Receivable (61800)					
<u>Abacus Property Group (ABP.AX1)</u>					
01/07/2021	Opening Balance				375.62 DR
31/08/2021	DIRECT CREDIT ABACUS TRUST DIS S00118660919 [Amount Receivable]			375.62	0.00 DR
				375.62	0.00 DR
<u>Arena Reit. (ARF.AX)</u>					
01/07/2021	Opening Balance				89.77 DR
05/08/2021	DIRECT CREDIT ARENA REIT S00118660919 [Amount Receivable]			89.77	0.00 DR
				89.77	0.00 DR
<u>Charter Hall Social Infrastructure Reit (CQE.AX)</u>					
01/07/2021	Opening Balance				187.27 DR
21/07/2021	DIRECT CREDIT CQE DIST S00118660919 [Amount Receivable]			187.27	0.00 DR
				187.27	0.00 DR
<u>Dexus (DXS.AX2)</u>					
01/07/2021	Opening Balance				276.69 DR
30/08/2021	DIRECT CREDIT DXS DST 001262683141 [Amount Receivable]			276.69	0.00 DR
				276.69	0.00 DR
<u>GDI Property Group (GDI.AX)</u>					
01/07/2021	Opening Balance				473.53 DR
31/08/2021	DIRECT CREDIT GDI DST 001262881808 [Amount Receivable]			473.53	0.00 DR
				473.53	0.00 DR
<u>Homeco Daily Needs Reit (HDN.AX1)</u>					
30/06/2022	Distribution receivable		97.48		97.48 DR
			97.48		97.48 DR
<u>Hotel Property Investments (HPI.AX2)</u>					
30/06/2022	Distribution receivable		206.00		206.00 DR
			206.00		206.00 DR
<u>Vanguard Australian Shares High Yield Etf - Accumulation (VHY.AX)</u>					
01/07/2021	Opening Balance				38.08 DR
16/07/2021	DIRECT CREDIT VHY PAYMENT JUL21/00819303 [Amount Receivable]			38.08	0.00 DR
				38.08	0.00 DR

Total Debits: 303.48

Total Credits: 1,440.96

72300 - Derivatives (Options, Hybrids, Future Contracts)

2022 Financial Year

Preparer Mc Ren Sotto

Reviewer Steven Lee

Status Completed

Account Code	Description	CY Units	CY Balance	LY Units	LY Balance	Change
MFGO.AX	Magellan Financial Group Limited	13.000000	\$9.56			100%
TOTAL		CY Units	CY Balance	LY Units	LY Balance	
		13.000000	\$9.56			

Supporting Documents

- Investment Movement Report [Report](#)

Standard Checklist

- Attach Investment Movement Report
- Attach relevant Statements and Source Documentation
- Ensure all Investments are valued correctly at June 30
- Ensure the investment is in accordance with the fund's investment strategy
- Ensure the investment is in accordance with the SIS Act

Lamonaca Superannuation Fund

Investment Movement Report

As at 30 June 2022

Investment	Opening Balance		Additions		Disposals			Closing Balance		
	Units	Cost	Units	Cost	Units	Cost	Accounting Profit/(Loss)	Units	Cost	Market Value
Bank Accounts										
Self Wealth Cash Acc		4.60		105,550.16		(105,554.76)			0.00	0.00
Suncorp Business Everyday ***081				25,978.95		(19,447.85)			6,531.10	6,531.10
Suncorp Business Saver ***536		2,772.38		13,435.82		(9,490.46)			6,717.74	6,717.74
		2,776.98		144,964.93		(134,493.07)			13,248.84	13,248.84
Derivatives (Options, Hybrids, Future Contracts)										
MFGO.AX - Magellan Financial Group Limited			13.00	0.00				13.00	0.00	9.56
				0.00					0.00	9.56
Shares in Listed Companies (Australian)										
AGL.AXW - AGL Energy Limited.	1,499.00	15,971.80						1,499.00	15,971.80	12,366.75
ALX.AX1 - Atlas Arteria	1,055.00	6,897.93			(1,055.00)	(6,897.92)	87.22		0.01	
BHP.AX - BHP Group Limited			194.00	9,705.62				194.00	9,705.62	8,002.50
FMG.AX - Fortescue Metals Group Ltd	388.00	6,997.38	445.00	11,348.10				833.00	18,345.48	14,602.49
HVN.AX - Harvey Norman Holdings Limited	1,490.00	6,997.59			(1,490.00)	(6,997.60)	1,143.21		(0.01)	

Lamonaca Superannuation Fund

Investment Movement Report

As at 30 June 2022

Investment	Opening Balance		Additions		Disposals			Closing Balance		
	Units	Cost	Units	Cost	Units	Cost	Accounting Profit/(Loss)	Units	Cost	Market Value
JHG.AX - Janus Henderson Group Plc	167.00	6,993.44			(167.00)	(6,993.44)	1,988.32		0.00	
JBH.AX - Jb Hi-fi Limited			166.00	7,994.10				166.00	7,994.10	6,384.36
MFG.AX - Magellan Financial Group Limited			103.00	5,571.50				103.00	5,571.50	1,330.76
MCP.AX - Mcpherson's Limited			8,300.00	9,471.50				8,300.00	9,471.50	5,436.50
MIN.AX - Mineral Resources Limited			170.00	7,966.50				170.00	7,966.50	8,205.90
NGI.AX - Navigator Global Investments Limited			5,500.00	9,583.33	(5,500.00)	(9,583.33)	578.97		0.00	
RRL.AX - Regis Resources Limited	1,770.00	7,001.00						1,770.00	7,001.00	2,301.00
RIO.AX - RIO Tinto Limited			77.00	9,724.59				77.00	9,724.59	7,907.90
SFC.AX - Schaffer Corporation Limited			368.00	8,009.82				368.00	8,009.82	6,520.96
SSM.AX - Service Stream Limited			6,000.00	5,565.00	(6,000.00)	(5,565.00)	130.42		0.00	
TGR.AX - Tassal Group Limited	1,879.00	6,994.06						1,879.00	6,994.06	9,000.41
WDS.AX - Woodside Energy Group Ltd			35.00	1,041.60				35.00	1,041.60	1,114.40

Lamonaca Superannuation Fund

Investment Movement Report

As at 30 June 2022

Investment	Opening Balance		Additions		Disposals			Closing Balance		
	Units	Cost	Units	Cost	Units	Cost	Accounting Profit/(Loss)	Units	Cost	Market Value
		57,853.20		85,981.66		(36,037.29)	3,928.14		107,797.57	83,173.93
Stapled Securities										
AVN.AX - Aventus Group			2,090.00	6,980.60	(2,090.00)	(6,980.60)	512.05		0.00	
DXS.AX2 - Dexus	1,203.00	12,014.20			(1,203.00)	(12,014.20)	645.39		0.00	
GDI.AX - GDI Property Group	12,220.00	13,875.25			(12,220.00)	(13,875.25)	237.77		0.00	
HPI.AX2 - Hotel Property Investments			2,000.00	6,979.50				2,000.00	6,979.50	6,200.00
		25,889.45		13,960.10		(32,870.05)	1,395.21		6,979.50	6,200.00
Units in Listed Unit Trusts (Australian)										
ABP.AX1 - Abacus Property Group	4,419.00	13,884.86			(4,419.00)	(13,884.86)	210.48		0.00	
ARF.AX - Arena Reit.	2,410.00	6,998.50			(2,410.00)	(6,998.49)	1,884.90		0.01	
CQE.AX - Charter Hall Social Infrastructure Reit	2,312.00	6,991.74			(2,312.00)	(6,991.74)	1,252.60		0.00	
HDN.AX1 - Homeco Daily Needs Reit			4,598.00	6,897.00			0.00	4,598.00	6,897.00	5,885.44
VHY.AX - Vanguard Australian Shares High Yield Etf - Accumulation	116.00	6,967.18			(116.00)	(6,967.18)	498.36		0.00	
		34,842.28		6,897.00		(34,842.27)	3,846.34		6,897.01	5,885.44

121,361.91

251,803.69

(238,242.68)

9,169.69

134,922.92

108,517.77

77600 - Shares in Listed Companies (Australian)

2022 Financial Year

Preparer Mc Ren Sotto

Reviewer Steven Lee

Status Completed

Account Code	Description	CY Units	CY Balance	LY Units	LY Balance	Change
AGL.AXW	AGL Energy Limited.	1499.000000	\$12,366.75	1499.000000	\$12,291.80	0.61%
ALX.AX1	Atlas Arteria	0.000000		1055.000000	\$6,720.35	100%
BHP.AX	BHP Group Limited	194.000000	\$8,002.50			100%
FMG.AX	Fortescue Metals Group Ltd	833.000000	\$14,602.49	388.000000	\$9,055.92	61.25%
HVN.AX	Harvey Norman Holdings Limited	0.000000		1490.000000	\$8,165.20	100%
JBH.AX	Jb Hi-fi Limited	166.000000	\$6,384.36			100%
JHG.AX	Janus Henderson Group Plc	0.000000		167.000000	\$8,558.75	100%
MCP.AX	Mcperson's Limited	8300.000000	\$5,436.50			100%
MFG.AX	Magellan Financial Group Limited	103.000000	\$1,330.76			100%
MIN.AX	Mineral Resources Limited	170.000000	\$8,205.90			100%
NGI.AX	Navigator Global Investments Limited	0.000000		0.000000		0%
RIO.AX	RIO Tinto Limited	77.000000	\$7,907.90			100%
RRL.AX	Regis Resources Limited	1770.000000	\$2,301.00	1770.000000	\$4,177.20	(44.92)%
SFC.AX	Schaffer Corporation Limited	368.000000	\$6,520.96			100%
SSM.AX	Service Stream Limited	0.000000				0%
TGR.AX	Tassal Group Limited	1879.000000	\$9,000.41	1879.000000	\$6,726.82	33.8%
WDS.AX	Woodside Energy Group Ltd	35.000000	\$1,114.40			100%

TOTAL	CY Units	CY Balance	LY Units	LY Balance
	15394.000000	\$83,173.93	8248.000000	\$55,696.04

Supporting Documents

- Investment Movement Report [Report](#)
- Balance Review Report [Report](#)
- SelfWealth-2022-Annual-Statement-Australia.pdf
- AVN_Demerger_WP.xlsx
- share holding 30_6_22.pdf

Standard Checklist

- Attach Balance Review Report
- Attach copies of HIN/SRN or Chess Statements, Broker Statements, Contract Notes Corporate Action documentation and any other relevant Source Documentation
- Attach Investment Movement Report
- Ensure all Investments are valued correctly at June 30
- Ensure the investment is in accordance with the Fund's investment strategy

Lamonaca Superannuation Fund

Balance Review Report

As at 30 June 2022

Investment Code	Investment Name	Holding Reference	Third Party Data			BGL Ledger	Variance
			Data Feed Provider	Balance Date	Balance Amount	Balance	
60400	Bank Accounts						
SCORP081	Suncorp Business Everyday ***081					6,531.10	
SCORPB536	Suncorp Business Saver ***536					6,717.74	
72300	Derivatives (Options, Hybrids, Future Contracts)						
MFGO.AX	Magellan Financial Group Limited				Setup	13.0000	13.0000
77600	Shares in Listed Companies (Australian)						
AGL.AX	AGL Energy Limited.				Setup	1,499.0000	1,499.0000
BHP.AX	BHP Group Limited				Setup	194.0000	194.0000
FMG.AX	Fortescue Metals Group Ltd				Setup	833.0000	833.0000
JBH.AX	Jb Hi-fi Limited				Setup	166.0000	166.0000
MFG.AX	Magellan Financial Group Limited				Setup	103.0000	103.0000
MCP.AX	Mcperson's Limited				Setup	8,300.0000	8,300.0000
MIN.AX	Mineral Resources Limited				Setup	170.0000	170.0000
RRL.AX	Regis Resources Limited				Setup	1,770.0000	1,770.0000
RIO.AX	RIO Tinto Limited				Setup	77.0000	77.0000
SFC.AX	Schaffer Corporation Limited				Setup	368.0000	368.0000
TGR.AX	Tassal Group Limited				Setup	1,879.0000	1,879.0000
WDS.AX	Woodside Energy Group Ltd				Setup	35.0000	35.0000
78000	Stapled Securities						

Lamonaca Superannuation Fund Balance Review Report

As at 30 June 2022

Investment Code	Investment Name	Holding Reference	Third Party Data			BGL Ledger	Variance
			Data Feed Provider	Balance Date	Balance Amount	Balance	
HPI.AX	Hotel Property Investments				Setup	2,000.0000	2,000.0000
78200	Units in Listed Unit Trusts (Australian)						
HDN.AX	Homeco Daily Needs Reit				Setup	4,598.0000	4,598.0000

Lamonaca Superannuation Fund

Investment Movement Report

As at 30 June 2022

Investment	Opening Balance		Additions		Disposals			Closing Balance		
	Units	Cost	Units	Cost	Units	Cost	Accounting Profit/(Loss)	Units	Cost	Market Value
Bank Accounts										
Self Wealth Cash Acc		4.60		105,550.16		(105,554.76)			0.00	0.00
Suncorp Business Everyday ***081				25,978.95		(19,447.85)			6,531.10	6,531.10
Suncorp Business Saver ***536		2,772.38		13,435.82		(9,490.46)			6,717.74	6,717.74
		2,776.98		144,964.93		(134,493.07)			13,248.84	13,248.84
Derivatives (Options, Hybrids, Future Contracts)										
MFGO.AX - Magellan Financial Group Limited			13.00	0.00				13.00	0.00	9.56
				0.00					0.00	9.56
Shares in Listed Companies (Australian)										
AGL.AXW - AGL Energy Limited.	1,499.00	15,971.80						1,499.00	15,971.80	12,366.75
ALX.AX1 - Atlas Arteria	1,055.00	6,897.93			(1,055.00)	(6,897.92)	87.22		0.01	
BHP.AX - BHP Group Limited			194.00	9,705.62				194.00	9,705.62	8,002.50
FMG.AX - Fortescue Metals Group Ltd	388.00	6,997.38	445.00	11,348.10				833.00	18,345.48	14,602.49
HVN.AX - Harvey Norman Holdings Limited	1,490.00	6,997.59			(1,490.00)	(6,997.60)	1,143.21		(0.01)	

Lamonaca Superannuation Fund

Investment Movement Report

As at 30 June 2022

Investment	Opening Balance		Additions		Disposals			Closing Balance		
	Units	Cost	Units	Cost	Units	Cost	Accounting Profit/(Loss)	Units	Cost	Market Value
JHG.AX - Janus Henderson Group Plc	167.00	6,993.44			(167.00)	(6,993.44)	1,988.32		0.00	
JBH.AX - Jb Hi-fi Limited			166.00	7,994.10				166.00	7,994.10	6,384.36
MFG.AX - Magellan Financial Group Limited			103.00	5,571.50				103.00	5,571.50	1,330.76
MCP.AX - Mcpherson's Limited			8,300.00	9,471.50				8,300.00	9,471.50	5,436.50
MIN.AX - Mineral Resources Limited			170.00	7,966.50				170.00	7,966.50	8,205.90
NGI.AX - Navigator Global Investments Limited			5,500.00	9,583.33	(5,500.00)	(9,583.33)	578.97		0.00	
RRL.AX - Regis Resources Limited	1,770.00	7,001.00						1,770.00	7,001.00	2,301.00
RIO.AX - RIO Tinto Limited			77.00	9,724.59				77.00	9,724.59	7,907.90
SFC.AX - Schaffer Corporation Limited			368.00	8,009.82				368.00	8,009.82	6,520.96
SSM.AX - Service Stream Limited			6,000.00	5,565.00	(6,000.00)	(5,565.00)	130.42		0.00	
TGR.AX - Tassal Group Limited	1,879.00	6,994.06						1,879.00	6,994.06	9,000.41
WDS.AX - Woodside Energy Group Ltd			35.00	1,041.60				35.00	1,041.60	1,114.40

Lamonaca Superannuation Fund

Investment Movement Report

As at 30 June 2022

Investment	Opening Balance		Additions		Disposals			Closing Balance		Market Value
	Units	Cost	Units	Cost	Units	Cost	Accounting Profit/(Loss)	Units	Cost	
		57,853.20		85,981.66		(36,037.29)	3,928.14		107,797.57	83,173.93
Stapled Securities										
AVN.AX - Aventus Group			2,090.00	6,980.60	(2,090.00)	(6,980.60)	512.05		0.00	
DXS.AX2 - Dexus	1,203.00	12,014.20			(1,203.00)	(12,014.20)	645.39		0.00	
GDI.AX - GDI Property Group	12,220.00	13,875.25			(12,220.00)	(13,875.25)	237.77		0.00	
HPI.AX2 - Hotel Property Investments			2,000.00	6,979.50				2,000.00	6,979.50	6,200.00
		25,889.45		13,960.10		(32,870.05)	1,395.21		6,979.50	6,200.00
Units in Listed Unit Trusts (Australian)										
ABP.AX1 - Abacus Property Group	4,419.00	13,884.86			(4,419.00)	(13,884.86)	210.48		0.00	
ARF.AX - Arena Reit.	2,410.00	6,998.50			(2,410.00)	(6,998.49)	1,884.90		0.01	
CQE.AX - Charter Hall Social Infrastructure Reit	2,312.00	6,991.74			(2,312.00)	(6,991.74)	1,252.60		0.00	
HDN.AX1 - Homeco Daily Needs Reit			4,598.00	6,897.00			0.00	4,598.00	6,897.00	5,885.44
VHY.AX - Vanguard Australian Shares High Yield Etf - Accumulation	116.00	6,967.18			(116.00)	(6,967.18)	498.36		0.00	
		34,842.28		6,897.00		(34,842.27)	3,846.34		6,897.01	5,885.44

121,361.91

251,803.69

(238,242.68)

9,169.69

134,922.92

108,517.77

AVN Demerger WP

Date	3/4/2022
# of AVN shares held	2,090
Cash received	\$ 595.65
# of HDN shares received	4,598
Market value of the HDN shares	\$ 6,897.00
Total scheme consideration	\$ 7,492.65

- HomeCo Daily Needs REIT (HDN) and Home Consortium (HMC) collectively agreed to a merger with Aventus (AVN)
- Both the HDN and AVN boards unanimously support the merger, believing it to be a once-in-a-lifetime opportunity to generate substantial value for HDN and AVN share holders
- The deal will create Australia's largest Daily Needs REIT with a combined portfolio size of \$4.1 billion and market capitalisation of approximately \$3.2 billion
- The current implied offer price of \$3.82 represents a 15.3 per cent premium to AVN's last close price
- Shares in AVN closed up 4.53 per cent to \$3.46; HDN is down 6.85 per cent to **\$1.50** and HMC is up 2.40 per cent to \$7.68

Scheme Consideration

Scheme Consideration of:

- 2.20 HDN Units per Aventus Unit pursuant to the Trust Scheme; and
- Cash Consideration of \$0.285 or 0.038 HomeCo Securities per Aventus Share pursuant to the Members' Scheme,



Detailed Holdings Summary - Period 1 Jul 2021 - 30 Jun 2022

Account: MR MICHAEL LAMONACA & MS PAULA LAMONACA

Holding Identification Number (HIN): X0087984907

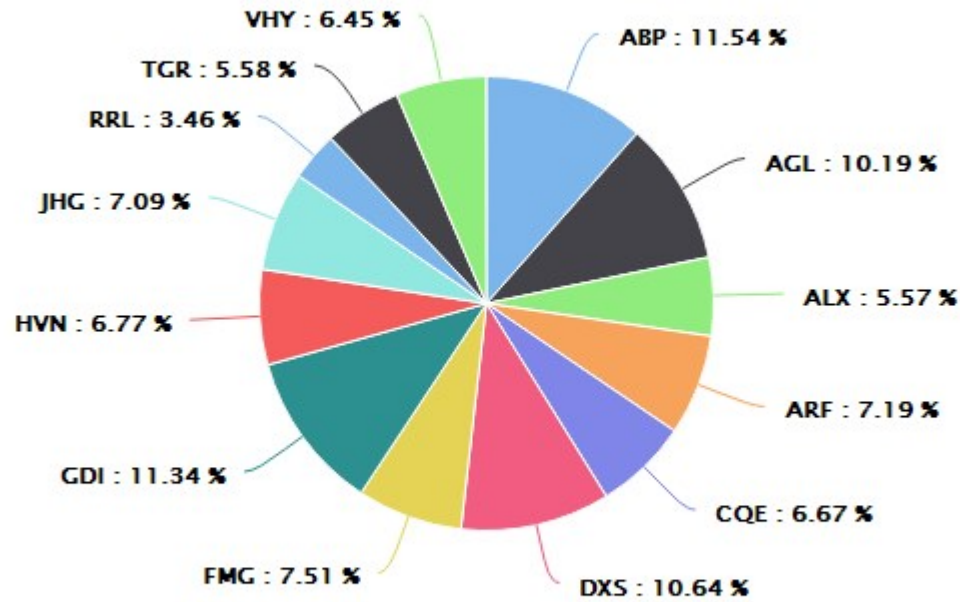
OpenMarkets Id: 2028568

Overall Summary - 1 Jul 2021 - 30 Jun 2022

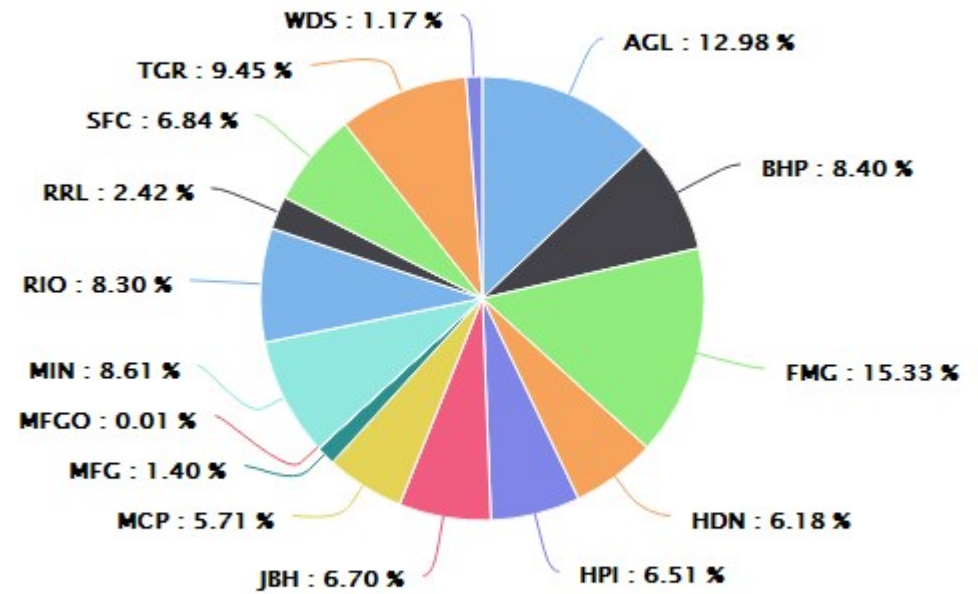
	Movement	Value
Holdings Valuation as at 1 Jul 2021		\$120,641.34
Holdings Valuation as at 30 Jun 2022	-\$25,372.42	\$95,268.92
Total Brokerage		\$218.50
Total Admin Fees		\$0.00
Estimated Franking Credits		\$2,557.71
Estimated Dividends and Distributions		\$9,361.75

While every effort has been made to provide you with a correct statement, Selfwealth Limited does not accept any liability for any errors or omissions contained in this statement, or any responsibility for any action taken in reliance on this statement.

Holdings Summary as at 1 Jul 2021



Holdings Summary as at 30 Jun 2022



While every effort has been made to provide you with a correct statement, Selfwealth Limited does not accept any liability for any errors or omissions contained in this statement, or any responsibility for any action taken in reliance on this statement.

Holdings Valuation as at 1 Jul 2021

Code	Name	Units	Unit Price	Value
ABP	ABACUS PROPERTY GRP.	4,419	\$3.15	\$13,919.85
AGL	AGL ENERGY LIMITED.	1,499	\$8.20	\$12,291.80
ALX	ATLAS ARTERIA	1,055	\$6.37	\$6,720.35
ARF	ARENA REIT.	2,410	\$3.60	\$8,676.00
CQE	CHARTER HALL SOC IN	2,312	\$3.48	\$8,045.76
DXS	DEXUS	1,203	\$10.67	\$12,836.01
FMG	FORTESCUE METALS GRP	388	\$23.34	\$9,055.92
GDI	GDI PROPERTY GRP	12,220	\$1.12	\$13,686.40
HVN	HARVEY NORMAN	1,490	\$5.48	\$8,165.20
JHG	JANUS HENDERSON	167	\$51.25	\$8,558.75
RRL	REGIS RESOURCES	1,770	\$2.36	\$4,177.20
TGR	TASSAL GROUP LIMITED	1,879	\$3.58	\$6,726.82
VHY	VNGD AUS HIGH YIELD	116	\$67.08	\$7,781.28
Total				\$120,641.34

While every effort has been made to provide you with a correct statement, Selfwealth Limited does not accept any liability for any errors or omissions contained in this statement, or any responsibility for any action taken in reliance on this statement.

Holdings Valuation as at 30 Jun 2022

Code	Name	Units	Unit Price	Value
AGL	AGL ENERGY LIMITED.	1,499	\$8.25	\$12,366.75
BHP	BHP GROUP LIMITED	194	\$41.25	\$8,002.50
FMG	FORTESCUE METALS GRP	833	\$17.53	\$14,602.49
HDN	HOMECO DAILY NEEDS	4,598	\$1.28	\$5,885.44
HPI	HOTEL PROPERTY	2,000	\$3.10	\$6,200.00
JBH	JB HI-FI LIMITED	166	\$38.46	\$6,384.36
MCP	MCPHERSON'S LTD	8,300	\$0.66	\$5,436.50
MFG	MAGELLAN FIN GRP LTD	103	\$12.92	\$1,330.76
MFGO	MAGELLAN FIN GRP LTD OPTION 16-APR-27	13	\$0.74	\$9.56
MIN	MINERAL RESOURCES.	170	\$48.27	\$8,205.90
RIO	RIO TINTO LIMITED	77	\$102.70	\$7,907.90
RRL	REGIS RESOURCES	1,770	\$1.30	\$2,301.00
SFC	SCHAFFER CORP. LTD.	368	\$17.72	\$6,520.96
TGR	TASSAL GROUP LIMITED	1,879	\$4.79	\$9,000.41
WDS	WOODSIDE ENERGY	35	\$31.84	\$1,114.40
Total				\$95,268.92

While every effort has been made to provide you with a correct statement, Selfwealth Limited does not accept any liability for any errors or omissions contained in this statement, or any responsibility for any action taken in reliance on this statement.

Transaction Summary - 1 Jul 2021 - 30 Jun 2022

ABP		ABACUS PROPERTY GRP.								
Trade Date	Settlement Date	Action	Reference	Units	Unit Price	Consideration	Brokerage *	Fees *	Total Consideration	
21 Jul 2021	23 Jul 2021	Sell	T20210721560194-1	4,419	\$3.191861	\$14,104.84	\$9.50	\$0.00	\$14,095.34	
ALX		ATLAS ARTERIA								
Trade Date	Settlement Date	Action	Reference	Units	Unit Price	Consideration	Brokerage *	Fees *	Total Consideration	
30 Aug 2021	1 Sep 2021	Sell	T114978	1,055	\$6.63	\$6,994.65	\$9.50	\$0.00	\$6,985.15	
ARF		ARENA REIT.								
Trade Date	Settlement Date	Action	Reference	Units	Unit Price	Consideration	Brokerage *	Fees *	Total Consideration	
21 Jul 2021	23 Jul 2021	Sell	T20210721560215-1	2,410	\$3.69	\$8,892.90	\$9.50	\$0.00	\$8,883.40	
AVN		AVENTUS GROUP								
Trade Date	Settlement Date	Action	Reference	Units	Unit Price	Consideration	Brokerage *	Fees *	Total Consideration	
22 Sep 2021	24 Sep 2021	Buy	T315081	2,090	\$3.34	\$6,980.60	\$9.50	\$0.00	\$6,990.10	
4 Mar 2022	4 Mar 2022	Out	CE16935433	2,090	\$0.00					
Security Out: Scheme of Arrangement										
BHP		BHP GROUP LIMITED								
Trade Date	Settlement Date	Action	Reference	Units	Unit Price	Consideration	Brokerage *	Fees *	Total Consideration	
21 Jul 2021	23 Jul 2021	Buy	T20210721559491-1	194	\$49.98	\$9,696.12	\$9.50	\$0.00	\$9,705.62	

While every effort has been made to provide you with a correct statement, Selfwealth Limited does not accept any liability for any errors or omissions contained in this statement, or any responsibility for any action taken in reliance on this statement.

BHPXF BHP GROUP LIMITED

Trade Date	Settlement Date	Action	Reference	Units	Unit Price	Consideration	Brokerage *	Fees *	Total Consideration
26 May 2022	26 May 2022	In	CE21371510	35	\$0.00				
									Security In: Diary Bonus
1 Jun 2022	1 Jun 2022	Out	CE21644867	35	\$0.00				
									Security Out: Position Close Out

CQE CHARTER HALL SOC IN

Trade Date	Settlement Date	Action	Reference	Units	Unit Price	Consideration	Brokerage *	Fees *	Total Consideration
21 Jul 2021	23 Jul 2021	Sell	T20210721560228-1	2,312	\$3.57	\$8,253.84	\$9.50	\$0.00	\$8,244.34

DXS DEXUS

Trade Date	Settlement Date	Action	Reference	Units	Unit Price	Consideration	Brokerage *	Fees *	Total Consideration
1 Jul 2021	1 Jul 2021	Out	D20210630801689-1	1,203	\$0.00				
									Reconstruction : From DXS To DXSDB
7 Jul 2021	7 Jul 2021	In	D20210706615260-1	1,203	\$0.00				
									Reconstruction Reverse : From DXSDB To DXS
21 Jul 2021	23 Jul 2021	Sell	T20210721560245-1	1,203	\$10.531243	\$12,669.09	\$9.50	\$0.00	\$12,659.59

DXSDB DEXUS

Trade Date	Settlement Date	Action	Reference	Units	Unit Price	Consideration	Brokerage *	Fees *	Total Consideration
1 Jul 2021	1 Jul 2021	In	D20210630801689-1	1,203	\$0.00				
									Reconstruction : From DXS To DXSDB
7 Jul 2021	7 Jul 2021	Out	D20210706615260-1	1,203	\$0.00				
									Reconstruction Reverse : From DXSDB To DXS

While every effort has been made to provide you with a correct statement, Selfwealth Limited does not accept any liability for any errors or omissions contained in this statement, or any responsibility for any action taken in reliance on this statement.

FMG		FORTESCUE METALS GRP							
Trade Date	Settlement Date	Action	Reference	Units	Unit Price	Consideration	Brokerage *	Fees *	Total Consideration
21 Jul 2021	23 Jul 2021	Buy	T20210721560520-1	445	\$25.48	\$11,338.60	\$9.50	\$0.00	\$11,348.10

GDI		GDI PROPERTY GRP							
Trade Date	Settlement Date	Action	Reference	Units	Unit Price	Consideration	Brokerage *	Fees *	Total Consideration
25 Aug 2021	27 Aug 2021	Sell	T87275	12,220	\$1.155689	\$14,122.52	\$9.50	\$0.00	\$14,113.02

HDN		HOMECO DAILY NEEDS							
Trade Date	Settlement Date	Action	Reference	Units	Unit Price	Consideration	Brokerage *	Fees *	Total Consideration
4 Mar 2022	4 Mar 2022	In	CE16935435	4,598	\$0.00				
Security In: Scheme of Arrangement									

HPI		HOTEL PROPERTY							
Trade Date	Settlement Date	Action	Reference	Units	Unit Price	Consideration	Brokerage *	Fees *	Total Consideration
22 Sep 2021	24 Sep 2021	Buy	T315050	2,000	\$3.485	\$6,970.00	\$9.50	\$0.00	\$6,979.50

HVN		HARVEY NORMAN							
Trade Date	Settlement Date	Action	Reference	Units	Unit Price	Consideration	Brokerage *	Fees *	Total Consideration
21 Jul 2021	23 Jul 2021	Sell	T20210721559463-1	1,490	\$5.47	\$8,150.30	\$9.50	\$0.00	\$8,140.80

JBH		JB HI-FI LIMITED							
Trade Date	Settlement Date	Action	Reference	Units	Unit Price	Consideration	Brokerage *	Fees *	Total Consideration
25 Aug 2021	27 Aug 2021	Buy	T87332	166	\$48.10	\$7,984.60	\$9.50	\$0.00	\$7,994.10

JHG		JANUS HENDERSON							
Trade Date	Settlement Date	Action	Reference	Units	Unit Price	Consideration	Brokerage *	Fees *	Total Consideration
21 Jul 2021	23 Jul 2021	Sell	T20210721560281-1	167	\$53.83988	\$8,991.26	\$9.50	\$0.00	\$8,981.76

While every effort has been made to provide you with a correct statement, Selfwealth Limited does not accept any liability for any errors or omissions contained in this statement, or any responsibility for any action taken in reliance on this statement.

MCP**MCPHERSON'S LTD**

Trade Date	Settlement Date	Action	Reference	Units	Unit Price	Consideration	Brokerage *	Fees *	Total Consideration
21 Jul 2021	23 Jul 2021	Buy	T20210721559524-1	8,300	\$1.14	\$9,462.00	\$9.50	\$0.00	\$9,471.50

MFG**MAGELLAN FIN GRP LTD**

Trade Date	Settlement Date	Action	Reference	Units	Unit Price	Consideration	Brokerage *	Fees *	Total Consideration
23 Jul 2021	27 Jul 2021	Buy	T20210723582048-1	103	\$54.00	\$5,562.00	\$9.50	\$0.00	\$5,571.50

MFGO**MAGELLAN FIN GRP LTD OPTION 16-APR-27**

Trade Date	Settlement Date	Action	Reference	Units	Unit Price	Consideration	Brokerage *	Fees *	Total Consideration
7 Apr 2022	7 Apr 2022	In	CE18800312	13	\$0.00				
									Security In: Diary Bonus

MIN**MINERAL RESOURCES.**

Trade Date	Settlement Date	Action	Reference	Units	Unit Price	Consideration	Brokerage *	Fees *	Total Consideration
22 Sep 2021	24 Sep 2021	Buy	T315065	170	\$46.75	\$7,947.50	\$9.50	\$0.00	\$7,957.00

NGI**NAVIGATOR GLOBAL LTD**

Trade Date	Settlement Date	Action	Reference	Units	Unit Price	Consideration	Brokerage *	Fees *	Total Consideration
21 Jul 2021	23 Jul 2021	Buy	T20210721560491-1	5,500	\$1.742424	\$9,583.33	\$9.50	\$0.00	\$9,592.83
25 Aug 2021	27 Aug 2021	Sell	T87248	5,500	\$1.851145	\$10,181.30	\$9.50	\$0.00	\$10,171.80

RIO**RIO TINTO LIMITED**

Trade Date	Settlement Date	Action	Reference	Units	Unit Price	Consideration	Brokerage *	Fees *	Total Consideration
21 Jul 2021	23 Jul 2021	Buy	T20210721559498-1	77	\$126.17	\$9,715.09	\$9.50	\$0.00	\$9,724.59

While every effort has been made to provide you with a correct statement, Selfwealth Limited does not accept any liability for any errors or omissions contained in this statement, or any responsibility for any action taken in reliance on this statement.

SFC **SCHAFFER CORP. LTD.**

Trade Date	Settlement Date	Action	Reference	Units	Unit Price	Consideration	Brokerage *	Fees *	Total Consideration
25 Aug 2021	27 Aug 2021	Buy	T87348	368	\$21.74	\$8,000.32	\$9.50	\$0.00	\$8,009.82

SSM **SERVICE STREAM**

Trade Date	Settlement Date	Action	Reference	Units	Unit Price	Consideration	Brokerage *	Fees *	Total Consideration
23 Jul 2021	27 Jul 2021	Buy	T20210723582015-1	6,000	\$0.9275	\$5,565.00	\$9.50	\$0.00	\$5,574.50
14 Apr 2022	20 Apr 2022	Sell	T1761964	6,000	\$0.952403	\$5,714.42	\$9.50	\$0.00	\$5,704.92

VHY **VNGD AUS HIGH YIELD**

Trade Date	Settlement Date	Action	Reference	Units	Unit Price	Consideration	Brokerage *	Fees *	Total Consideration
22 Sep 2021	24 Sep 2021	Sell	T314798	116	\$64.44	\$7,475.04	\$9.50	\$0.00	\$7,465.54

WDS **WOODSIDE ENERGY**

Trade Date	Settlement Date	Action	Reference	Units	Unit Price	Consideration	Brokerage *	Fees *	Total Consideration
1 Jun 2022	1 Jun 2022	In	CE21608662	35	\$0.00				
									Security In: Distribution in Specie
2 Jun 2022	2 Jun 2022	In	CE21660512	35	\$0.00				
									Security In: Code Conversion
2 Jun 2022	2 Jun 2022	Out	CE21684765	35	\$0.00				
									Security Out: Reconcile Total Hold

* includes GST

While every effort has been made to provide you with a correct statement, Selfwealth Limited does not accept any liability for any errors or omissions contained in this statement, or any responsibility for any action taken in reliance on this statement.

Estimated Dividends and Distributions - 1 Jul 2021 - 30 Jun 2022

This represents your estimated cash dividends based on your holding balance at the time of the dividend record date. This does not represent any DRP allocations you may have received, additionally any CDI's (CHESS Depository Interest) held may not reflect the correct dividend depending on your tax status recorded and exchange rate applied to the dividend, please refer to your dividend statements issued by the share registry for these details.

ABP ABACUS PROPERTY GRP.

Ex Div. Date	Payment Date	Type	Div. Amount	Franking %	Units	Franking Credit	Unfranked Amount	Est. Div
29 Jun 2021	31 Aug 2021	Final	\$0.085	0%	4,419	\$0.00	\$375.62	\$375.62
Estimated Sub Total						\$0.00	\$375.62	\$375.62

AGL AGL ENERGY LIMITED.

Ex Div. Date	Payment Date	Type	Div. Amount	Franking %	Units	Franking Credit	Unfranked Amount	Est. Div
25 Aug 2021	29 Sep 2021	Final	\$0.34	0%	1,499	\$0.00	\$509.66	\$509.66
23 Feb 2022	30 Mar 2022	Interim	\$0.16	0%	1,499	\$0.00	\$239.84	\$239.84
Estimated Sub Total						\$0.00	\$749.50	\$749.50

ARF ARENA REIT.

Ex Div. Date	Payment Date	Type	Div. Amount	Franking %	Units	Franking Credit	Unfranked Amount	Est. Div
29 Jun 2021	5 Aug 2021	Final	\$0.03725	0%	2,410	\$0.00	\$89.77	\$89.77
Estimated Sub Total						\$0.00	\$89.77	\$89.77

AVN AVENTUS GROUP

Ex Div. Date	Payment Date	Type	Div. Amount	Franking %	Units	Franking Credit	Unfranked Amount	Est. Div
29 Sep 2021	18 Nov 2021	Interim	\$0.045	0%	2,090	\$0.00	\$94.05	\$94.05
30 Dec 2021	4 Feb 2022	Interim	\$0.05	0%	2,090	\$0.00	\$104.50	\$104.50
Estimated Sub Total						\$0.00	\$198.55	\$198.55

While every effort has been made to provide you with a correct statement, Selfwealth Limited does not accept any liability for any errors or omissions contained in this statement, or any responsibility for any action taken in reliance on this statement.

BHP BHP GROUP LIMITED

Ex Div. Date	Payment Date	Type	Div. Amount	Franking %	Units	Franking Credit	Unfranked Amount	Est. Div
2 Sep 2021	21 Sep 2021	Final	\$2.71527	100%	194	\$225.76	\$0.00	\$526.76
24 Feb 2022	28 Mar 2022	Interim	\$2.080559	100%	194	\$172.98	\$0.00	\$403.63
Estimated Sub Total						\$398.74	\$0.00	\$930.39

CQE CHARTER HALL SOC IN

Ex Div. Date	Payment Date	Type	Div. Amount	Franking %	Units	Franking Credit	Unfranked Amount	Est. Div
29 Jun 2021	21 Jul 2021	Final	\$0.081	0%	2,312	\$0.00	\$187.27	\$187.27
Estimated Sub Total						\$0.00	\$187.27	\$187.27

DXS DEXUS

Ex Div. Date	Payment Date	Type	Div. Amount	Franking %	Units	Franking Credit	Unfranked Amount	Est. Div
29 Jun 2021	30 Aug 2021	Final	\$0.23	20.21%	1,203	\$23.97	\$220.77	\$276.69
Estimated Sub Total						\$23.97	\$220.77	\$276.69

FMG FORTESCUE METALS GRP

Ex Div. Date	Payment Date	Type	Div. Amount	Franking %	Units	Franking Credit	Unfranked Amount	Est. Div
6 Sep 2021	30 Sep 2021	Final	\$2.11	100%	833	\$753.27	\$0.00	\$1,757.63
28 Feb 2022	30 Mar 2022	Interim	\$0.86	100%	833	\$307.02	\$0.00	\$716.38
Estimated Sub Total						\$1,060.29	\$0.00	\$2,474.01

GDI GDI PROPERTY GRP

Ex Div. Date	Payment Date	Type	Div. Amount	Franking %	Units	Franking Credit	Unfranked Amount	Est. Div
29 Jun 2021	31 Aug 2021	Final	\$0.03875	0%	12,220	\$0.00	\$473.53	\$473.53
Estimated Sub Total						\$0.00	\$473.53	\$473.53

While every effort has been made to provide you with a correct statement, Selfwealth Limited does not accept any liability for any errors or omissions contained in this statement, or any responsibility for any action taken in reliance on this statement.

HDN HOMEKO DAILY NEEDS

Ex Div. Date	Payment Date	Type	Div. Amount	Franking %	Units	Franking Credit	Unfranked Amount	Est. Div
30 Mar 2022	20 May 2022	Interim	\$0.0208	0%	4,598	\$0.00	\$95.64	\$95.64
Estimated Sub Total						\$0.00	\$95.64	\$95.64

HPI HOTEL PROPERTY

Ex Div. Date	Payment Date	Type	Div. Amount	Franking %	Units	Franking Credit	Unfranked Amount	Est. Div
30 Dec 2021	4 Mar 2022	Interim	\$0.102	0%	2,000	\$0.00	\$204.00	\$204.00
Estimated Sub Total						\$0.00	\$204.00	\$204.00

JBH JB HI-FI LIMITED

Ex Div. Date	Payment Date	Type	Div. Amount	Franking %	Units	Franking Credit	Unfranked Amount	Est. Div
26 Aug 2021	10 Sep 2021	Final	\$1.07	100%	166	\$76.12	\$0.00	\$177.62
23 Feb 2022	11 Mar 2022	Interim	\$1.63	100%	166	\$115.96	\$0.00	\$270.58
Estimated Sub Total						\$192.08	\$0.00	\$448.20

MCP MCPHERSON'S LTD

Ex Div. Date	Payment Date	Type	Div. Amount	Franking %	Units	Franking Credit	Unfranked Amount	Est. Div
3 Sep 2021	23 Sep 2021	Final	\$0.015	100%	8,300	\$53.36	\$0.00	\$124.50
28 Feb 2022	18 Mar 2022	Interim	\$0.03	100%	8,300	\$106.71	\$0.00	\$249.00
Estimated Sub Total						\$160.07	\$0.00	\$373.50

MFG MAGELLAN FIN GRP LTD

Ex Div. Date	Payment Date	Type	Div. Amount	Franking %	Units	Franking Credit	Unfranked Amount	Est. Div
23 Aug 2021	23 Sep 2021	Final	\$1.141	75%	103	\$37.78	\$29.38	\$117.52
23 Feb 2022	8 Mar 2022	Interim	\$1.101	75%	103	\$36.45	\$28.35	\$113.40
Estimated Sub Total						\$74.23	\$57.73	\$230.92

While every effort has been made to provide you with a correct statement, Selfwealth Limited does not accept any liability for any errors or omissions contained in this statement, or any responsibility for any action taken in reliance on this statement.

NGI NAVIGATOR GLOBAL LTD

Ex Div. Date	Payment Date	Type	Div. Amount	Franking %	Units	Franking Credit	Unfranked Amount	Est. Div
25 Aug 2021	10 Sep 2021	Final	\$0.082599	0%	5,500	\$0.00	\$454.29	\$454.29
Estimated Sub Total						\$0.00	\$454.29	\$454.29

RIO RIO TINTO LIMITED

Ex Div. Date	Payment Date	Type	Div. Amount	Franking %	Units	Franking Credit	Unfranked Amount	Est. Div
12 Aug 2021	23 Sep 2021	Interim	\$7.6006	100%	77	\$250.82	\$0.00	\$585.25
10 Mar 2022	21 Apr 2022	Final	\$6.6284	100%	77	\$218.74	\$0.00	\$510.39
Estimated Sub Total						\$469.56	\$0.00	\$1,095.64

RRL REGIS RESOURCES

Ex Div. Date	Payment Date	Type	Div. Amount	Franking %	Units	Franking Credit	Unfranked Amount	Est. Div
13 Sep 2021	28 Sep 2021	Final	\$0.03	100%	1,770	\$22.76	\$0.00	\$53.10
Estimated Sub Total						\$22.76	\$0.00	\$53.10

SFC SCHAFFER CORP. LTD.

Ex Div. Date	Payment Date	Type	Div. Amount	Franking %	Units	Franking Credit	Unfranked Amount	Est. Div
2 Sep 2021	17 Sep 2021	Final	\$0.45	100%	368	\$70.97	\$0.00	\$165.60
3 Mar 2022	11 Mar 2022	Interim	\$0.45	100%	368	\$70.97	\$0.00	\$165.60
Estimated Sub Total						\$141.94	\$0.00	\$331.20

TGR TASSAL GROUP LIMITED

Ex Div. Date	Payment Date	Type	Div. Amount	Franking %	Units	Franking Credit	Unfranked Amount	Est. Div
14 Sep 2021	29 Sep 2021	Final	\$0.07	0%	1,879	\$0.00	\$131.53	\$131.53
14 Mar 2022	30 Mar 2022	Interim	\$0.08	0%	1,879	\$0.00	\$150.32	\$150.32
Estimated Sub Total						\$0.00	\$281.85	\$281.85

While every effort has been made to provide you with a correct statement, Selfwealth Limited does not accept any liability for any errors or omissions contained in this statement, or any responsibility for any action taken in reliance on this statement.

VHY VNGD AUS HIGH YIELD

Ex Div. Date	Payment Date	Type	Div. Amount	Franking %	Units	Franking Credit	Unfranked Amount	Est. Div
1 Jul 2021	16 Jul 2021	Final	\$0.328271	86.23%	116	\$14.07	\$5.24	\$38.08
Estimated Sub Total						\$14.07	\$5.24	\$38.08
Estimated Total						\$2,557.71	\$3,393.76	\$9,361.75

support@selfwealth.com.au

www.selfwealth.com.au

While every effort has been made to provide you with a correct statement, Selfwealth Limited does not accept any liability for any errors or omissions contained in this statement, or any responsibility for any action taken in reliance on this statement.



Account: MR MICHAEL LAMONACA & MS PAULA LAMONACA

Portfolio Holdings As At: 30/06/2022

Code	Name	Units	Price*	Value	Weight
AGL	AGL ENERGY LIMITED.	1,499	\$8.25	\$12,366.75	12.98%
BHP	BHP GROUP LIMITED	194	\$41.25	\$8,002.50	8.40%
FMG	FORTESCUE METALS GROUP LTD	833	\$17.53	\$14,602.49	15.33%
HDN	HOMECO DAILY NEEDS REIT	4,598	\$1.28	\$5,885.44	6.18%
HPI	HOTEL PROPERTY INVESTMENTS	2,000	\$3.10	\$6,200.00	6.51%
JBH	JB HI-FI LIMITED	166	\$38.46	\$6,384.36	6.70%
MCP	MCPHERSON'S LIMITED	8,300	\$0.655	\$5,436.50	5.71%
MFG	MAGELLAN FINANCIAL GROUP LIMITED	103	\$12.92	\$1,330.76	1.40%
MFGO	MAGELLAN FINANCIAL GROUP LIMITED OPTION EXPIRING 16-APR-2027	13	\$0.735	\$9.56	0.01%
MIN	MINERAL RESOURCES LIMITED	170	\$48.27	\$8,205.90	8.61%
RIO	RIO TINTO LIMITED	77	\$102.70	\$7,907.90	8.30%
RRL	REGIS RESOURCES LIMITED	1,770	\$1.30	\$2,301.00	2.42%
SFC	SCHAFFER CORPORATION LIMITED	368	\$17.72	\$6,520.96	6.84%
TGR	TASSAL GROUP LIMITED	1,879	\$4.79	\$9,000.41	9.45%
WDS	WOODSIDE ENERGY GROUP LTD	35	\$31.84	\$1,114.40	1.17%
CASH	Cash			\$0.00	0%
My Holdings + Cash Totals				\$95,268.93	100%

* Price as at market close on 30/06/2022

support@selfwealth.com.au

www.selfwealth.com.au

78000 - Stapled Securities

2022 Financial Year

Preparer Mc Ren Sotto

Reviewer Steven Lee

Status Completed

Account Code	Description	CY Units	CY Balance	LY Units	LY Balance	Change
AVN.AX	Aventus Group	0.000000				0%
DXS.AX2	Dexus	0.000000		1203.000000	\$12,836.01	100%
GDI.AX	GDI Property Group	0.000000		12220.000000	\$13,686.40	100%
HPI.AX2	Hotel Property Investments	2000.000000	\$6,200.00			100%
TOTAL		CY Units	CY Balance	LY Units	LY Balance	
		2000.000000	\$6,200.00	13423.000000	\$26,522.41	

Supporting Documents

◦ Investment Movement Report [Report](#)

Standard Checklist

- Attach Investment Movement Report
- Attach relevant Statements and Source Documentation
- Ensure all Investments are valued correctly at June 30
- Ensure the investment is in accordance with the fund's investment strategy
- Ensure the investment is in accordance with the SIS Act

Lamonaca Superannuation Fund

Investment Movement Report

As at 30 June 2022

Investment	Opening Balance		Additions		Disposals			Closing Balance		
	Units	Cost	Units	Cost	Units	Cost	Accounting Profit/(Loss)	Units	Cost	Market Value
Bank Accounts										
Self Wealth Cash Acc		4.60		105,550.16		(105,554.76)			0.00	0.00
Suncorp Business Everyday ***081				25,978.95		(19,447.85)			6,531.10	6,531.10
Suncorp Business Saver ***536		2,772.38		13,435.82		(9,490.46)			6,717.74	6,717.74
		2,776.98		144,964.93		(134,493.07)			13,248.84	13,248.84
Derivatives (Options, Hybrids, Future Contracts)										
MFGO.AX - Magellan Financial Group Limited			13.00	0.00				13.00	0.00	9.56
				0.00					0.00	9.56
Shares in Listed Companies (Australian)										
AGL.AXW - AGL Energy Limited.	1,499.00	15,971.80						1,499.00	15,971.80	12,366.75
ALX.AX1 - Atlas Arteria	1,055.00	6,897.93			(1,055.00)	(6,897.92)	87.22		0.01	
BHP.AX - BHP Group Limited			194.00	9,705.62				194.00	9,705.62	8,002.50
FMG.AX - Fortescue Metals Group Ltd	388.00	6,997.38	445.00	11,348.10				833.00	18,345.48	14,602.49
HVN.AX - Harvey Norman Holdings Limited	1,490.00	6,997.59			(1,490.00)	(6,997.60)	1,143.21		(0.01)	

Lamonaca Superannuation Fund

Investment Movement Report

As at 30 June 2022

Investment	Opening Balance		Additions		Disposals			Closing Balance		
	Units	Cost	Units	Cost	Units	Cost	Accounting Profit/(Loss)	Units	Cost	Market Value
JHG.AX - Janus Henderson Group Plc	167.00	6,993.44			(167.00)	(6,993.44)	1,988.32		0.00	
JBH.AX - Jb Hi-fi Limited			166.00	7,994.10				166.00	7,994.10	6,384.36
MFG.AX - Magellan Financial Group Limited			103.00	5,571.50				103.00	5,571.50	1,330.76
MCP.AX - Mcpherson's Limited			8,300.00	9,471.50				8,300.00	9,471.50	5,436.50
MIN.AX - Mineral Resources Limited			170.00	7,966.50				170.00	7,966.50	8,205.90
NGI.AX - Navigator Global Investments Limited			5,500.00	9,583.33	(5,500.00)	(9,583.33)	578.97		0.00	
RRL.AX - Regis Resources Limited	1,770.00	7,001.00						1,770.00	7,001.00	2,301.00
RIO.AX - RIO Tinto Limited			77.00	9,724.59				77.00	9,724.59	7,907.90
SFC.AX - Schaffer Corporation Limited			368.00	8,009.82				368.00	8,009.82	6,520.96
SSM.AX - Service Stream Limited			6,000.00	5,565.00	(6,000.00)	(5,565.00)	130.42		0.00	
TGR.AX - Tassal Group Limited	1,879.00	6,994.06						1,879.00	6,994.06	9,000.41
WDS.AX - Woodside Energy Group Ltd			35.00	1,041.60				35.00	1,041.60	1,114.40

Lamonaca Superannuation Fund

Investment Movement Report

As at 30 June 2022

Investment	Opening Balance		Additions		Disposals			Closing Balance		Market Value
	Units	Cost	Units	Cost	Units	Cost	Accounting Profit/(Loss)	Units	Cost	
		57,853.20		85,981.66		(36,037.29)	3,928.14		107,797.57	83,173.93
Stapled Securities										
AVN.AX - Aventus Group			2,090.00	6,980.60	(2,090.00)	(6,980.60)	512.05		0.00	
DXS.AX2 - Dexus	1,203.00	12,014.20			(1,203.00)	(12,014.20)	645.39		0.00	
GDI.AX - GDI Property Group	12,220.00	13,875.25			(12,220.00)	(13,875.25)	237.77		0.00	
HPI.AX2 - Hotel Property Investments			2,000.00	6,979.50				2,000.00	6,979.50	6,200.00
		25,889.45		13,960.10		(32,870.05)	1,395.21		6,979.50	6,200.00
Units in Listed Unit Trusts (Australian)										
ABP.AX1 - Abacus Property Group	4,419.00	13,884.86			(4,419.00)	(13,884.86)	210.48		0.00	
ARF.AX - Arena Reit.	2,410.00	6,998.50			(2,410.00)	(6,998.49)	1,884.90		0.01	
CQE.AX - Charter Hall Social Infrastructure Reit	2,312.00	6,991.74			(2,312.00)	(6,991.74)	1,252.60		0.00	
HDN.AX1 - Homeco Daily Needs Reit			4,598.00	6,897.00			0.00	4,598.00	6,897.00	5,885.44
VHY.AX - Vanguard Australian Shares High Yield Etf - Accumulation	116.00	6,967.18			(116.00)	(6,967.18)	498.36		0.00	
		34,842.28		6,897.00		(34,842.27)	3,846.34		6,897.01	5,885.44

121,361.91

251,803.69

(238,242.68)

9,169.69

134,922.92

108,517.77

78200 - Units in Listed Unit Trusts (Australian)

2022 Financial Year

Preparer Mc Ren Sotto

Reviewer Steven Lee

Status Completed

Account Code	Description	CY Units	CY Balance	LY Units	LY Balance	Change
ABP.AX1	Abacus Property Group	0.000000		4419.000000	\$13,919.85	100%
ARF.AX	Arena Reit.	0.000000		2410.000000	\$8,676.00	100%
CQE.AX	Charter Hall Social Infrastructure Reit	0.000000		2312.000000	\$8,045.76	100%
HDN.AX1	Homeco Daily Needs Reit	4598.000000	\$5,885.44			100%
VHY.AX	Vanguard Australian Shares High Yield Etf	0.000000		116.000000	\$7,781.28	100%
TOTAL		CY Units	CY Balance	LY Units	LY Balance	
		4598.000000	\$5,885.44	9257.000000	\$38,422.89	

Supporting Documents

- Investment Movement Report [Report](#)

Standard Checklist

- Attach copies of Statements and Source Documentation
- Attach Investment Movement Report
- Ensure all Investments are valued correctly at June 30
- Ensure the investment is in accordance with the Fund's investment strategy
- Ensure the investment is in accordance with the SIS Act

Lamonaca Superannuation Fund

Investment Movement Report

As at 30 June 2022

Investment	Opening Balance		Additions		Disposals			Closing Balance		
	Units	Cost	Units	Cost	Units	Cost	Accounting Profit/(Loss)	Units	Cost	Market Value
Bank Accounts										
Self Wealth Cash Acc		4.60		105,550.16		(105,554.76)			0.00	0.00
Suncorp Business Everyday ***081				25,978.95		(19,447.85)			6,531.10	6,531.10
Suncorp Business Saver ***536		2,772.38		13,435.82		(9,490.46)			6,717.74	6,717.74
		2,776.98		144,964.93		(134,493.07)			13,248.84	13,248.84
Derivatives (Options, Hybrids, Future Contracts)										
MFGO.AX - Magellan Financial Group Limited			13.00	0.00				13.00	0.00	9.56
				0.00					0.00	9.56
Shares in Listed Companies (Australian)										
AGL.AXW - AGL Energy Limited.	1,499.00	15,971.80						1,499.00	15,971.80	12,366.75
ALX.AX1 - Atlas Arteria	1,055.00	6,897.93			(1,055.00)	(6,897.92)	87.22		0.01	
BHP.AX - BHP Group Limited			194.00	9,705.62				194.00	9,705.62	8,002.50
FMG.AX - Fortescue Metals Group Ltd	388.00	6,997.38	445.00	11,348.10				833.00	18,345.48	14,602.49
HVN.AX - Harvey Norman Holdings Limited	1,490.00	6,997.59			(1,490.00)	(6,997.60)	1,143.21		(0.01)	

Lamonaca Superannuation Fund

Investment Movement Report

As at 30 June 2022

Investment	Opening Balance		Additions		Disposals			Closing Balance		
	Units	Cost	Units	Cost	Units	Cost	Accounting Profit/(Loss)	Units	Cost	Market Value
JHG.AX - Janus Henderson Group Plc	167.00	6,993.44			(167.00)	(6,993.44)	1,988.32		0.00	
JBH.AX - Jb Hi-fi Limited			166.00	7,994.10				166.00	7,994.10	6,384.36
MFG.AX - Magellan Financial Group Limited			103.00	5,571.50				103.00	5,571.50	1,330.76
MCP.AX - Mcpherson's Limited			8,300.00	9,471.50				8,300.00	9,471.50	5,436.50
MIN.AX - Mineral Resources Limited			170.00	7,966.50				170.00	7,966.50	8,205.90
NGI.AX - Navigator Global Investments Limited			5,500.00	9,583.33	(5,500.00)	(9,583.33)	578.97		0.00	
RRL.AX - Regis Resources Limited	1,770.00	7,001.00						1,770.00	7,001.00	2,301.00
RIO.AX - RIO Tinto Limited			77.00	9,724.59				77.00	9,724.59	7,907.90
SFC.AX - Schaffer Corporation Limited			368.00	8,009.82				368.00	8,009.82	6,520.96
SSM.AX - Service Stream Limited			6,000.00	5,565.00	(6,000.00)	(5,565.00)	130.42		0.00	
TGR.AX - Tassal Group Limited	1,879.00	6,994.06						1,879.00	6,994.06	9,000.41
WDS.AX - Woodside Energy Group Ltd			35.00	1,041.60				35.00	1,041.60	1,114.40

Lamonaca Superannuation Fund

Investment Movement Report

As at 30 June 2022

Investment	Opening Balance		Additions		Disposals			Closing Balance		Market Value
	Units	Cost	Units	Cost	Units	Cost	Accounting Profit/(Loss)	Units	Cost	
		57,853.20		85,981.66		(36,037.29)	3,928.14		107,797.57	83,173.93
Stapled Securities										
AVN.AX - Aventus Group			2,090.00	6,980.60	(2,090.00)	(6,980.60)	512.05		0.00	
DXS.AX2 - Dexus	1,203.00	12,014.20			(1,203.00)	(12,014.20)	645.39		0.00	
GDI.AX - GDI Property Group	12,220.00	13,875.25			(12,220.00)	(13,875.25)	237.77		0.00	
HPI.AX2 - Hotel Property Investments			2,000.00	6,979.50				2,000.00	6,979.50	6,200.00
		25,889.45		13,960.10		(32,870.05)	1,395.21		6,979.50	6,200.00
Units in Listed Unit Trusts (Australian)										
ABP.AX1 - Abacus Property Group	4,419.00	13,884.86			(4,419.00)	(13,884.86)	210.48		0.00	
ARF.AX - Arena Reit.	2,410.00	6,998.50			(2,410.00)	(6,998.49)	1,884.90		0.01	
CQE.AX - Charter Hall Social Infrastructure Reit	2,312.00	6,991.74			(2,312.00)	(6,991.74)	1,252.60		0.00	
HDN.AX1 - Homeco Daily Needs Reit			4,598.00	6,897.00			0.00	4,598.00	6,897.00	5,885.44
VHY.AX - Vanguard Australian Shares High Yield Etf - Accumulation	116.00	6,967.18			(116.00)	(6,967.18)	498.36		0.00	
		34,842.28		6,897.00		(34,842.27)	3,846.34		6,897.01	5,885.44

121,361.91

251,803.69

(238,242.68)

9,169.69

134,922.92

108,517.77

85000 - Income Tax Payable/Refundable

2022 Financial Year

Preparer Mc Ren Sotto

Reviewer Steven Lee

Status Completed

Account Code	Description	CY Balance	LY Balance	Change
85000	Income Tax Payable/Refundable	\$2,966.05	(\$934.56)	(417.37)%
TOTAL		CY Balance	LY Balance	
		\$2,966.05	(\$934.56)	

Supporting Documents

- Statement of Taxable Income [Report](#)
- Tax Reconciliation Report [Report](#)
- Non Deductible Expense Reconciliation [Report](#)
- Exempt Pension Reconciliation [Report](#)
- ATO PAYG.pdf
- ATO Integrated.pdf
- ATO Income Tax.pdf

Standard Checklist

- Attach Actuarial Certificate (if applicable)
- Attach any other Tax reconciliations
- Attach copy of Exempt Pension Reconciliation (if applicable)
- Attach copy of Non Deductible Expense Reconciliation (if applicable)
- Attach copy of Statement of Taxable Income
- Attach copy of Tax Reconciliation Report
- Confirm Transactions in ATO Portal

Lamonaca Superannuation Fund

Exempt Current Pension Income Reconciliation

For The Period 01 July 2021 - 30 June 2022

	Date	Account Code	Account Description	Taxable Amount	Actuary/Pool %	Exempt Amount
Segment - 02 July 2021 to 30 June 2022						
Label C						
	31/07/2021	25000/SCORPB536	Suncorp Business Saver ***536	0.49		
	31/08/2021	25000/SCORPB536	Suncorp Business Saver ***536	0.52		
	30/09/2021	25000/SCORPB536	Suncorp Business Saver ***536	0.63		
	31/10/2021	25000/SCORPB536	Suncorp Business Saver ***536	0.98		
	30/11/2021	25000/SCORPB536	Suncorp Business Saver ***536	0.73		
	31/12/2021	25000/SCORPB536	Suncorp Business Saver ***536	0.76		
	31/01/2022	25000/SCORPB536	Suncorp Business Saver ***536	0.75		
	28/02/2022	25000/SCORPB536	Suncorp Business Saver ***536	0.62		
	31/03/2022	25000/SCORPB536	Suncorp Business Saver ***536	0.72		
	30/04/2022	25000/SCORPB536	Suncorp Business Saver ***536	0.90		
	31/05/2022	25000/SCORPB536	Suncorp Business Saver ***536	0.97		
	30/06/2022	25000/SCORPB536	Suncorp Business Saver ***536	1.46		
			Total	9.53	100.000 %	9.53
Label J						
	10/09/2021	23900/NGI.AX	Navigator Global Investments Limited	454.29		
	23/09/2021	23900/MFG.AX	Magellan Financial Group Limited	29.38		
	29/09/2021	23900/AGL.AXW	AGL Energy Limited.	509.66		
	29/09/2021	23900/TGR.AX	Tassal Group Limited	131.53		
	08/03/2022	23900/MFG.AX	Magellan Financial Group Limited	28.35		
	30/03/2022	23900/AGL.AXW	AGL Energy Limited.	239.84		
	30/03/2022	23900/TGR.AX	Tassal Group Limited	150.32		

Lamonaca Superannuation Fund

Exempt Current Pension Income Reconciliation

For The Period 01 July 2021 - 30 June 2022

	Date	Account Code	Account Description	Taxable Amount	Actuary/Pool %	Exempt Amount
Label J						
				Total		1,543.37
					100.000 %	1,543.37
Label K						
	16/09/2021	23900/JBH.AX	Jb Hi-fi Limited	177.62		
	21/09/2021	23900/BHP.AX	BHP Group Limited	526.76		
	22/09/2021	23900/SFC.AX	Schaffer Corporation Limited	165.60		
	23/09/2021	23900/MFG.AX	Magellan Financial Group Limited	88.14		
	23/09/2021	23900/MCP.AX	Mcperson's Limited	124.50		
	23/09/2021	23900/RIO.AX	RIO Tinto Limited	585.24		
	28/09/2021	23900/RRL.AX	Regis Resources Limited	53.10		
	30/09/2021	23900/FMG.AX	Fortescue Metals Group Ltd	1,757.63		
	08/03/2022	23900/MFG.AX	Magellan Financial Group Limited	85.05		
	11/03/2022	23900/SFC.AX	Schaffer Corporation Limited	165.60		
	11/03/2022	23900/JBH.AX	Jb Hi-fi Limited	270.58		
	18/03/2022	23900/MCP.AX	Mcperson's Limited	249.00		
	28/03/2022	23900/BHP.AX	BHP Group Limited	403.63		
	30/03/2022	23900/FMG.AX	Fortescue Metals Group Ltd	716.38		
	21/04/2022	23900/RIO.AX	RIO Tinto Limited	510.39		
	01/06/2022	23900/BHP.AX	BHP Group Limited	1,041.60		
				Total		6,920.82
					100.000 %	6,920.82
Label L						
	16/09/2021	23900/JBH.AX	Jb Hi-fi Limited	76.12		
	21/09/2021	23900/BHP.AX	BHP Group Limited	225.75		

Lamonaca Superannuation Fund

Exempt Current Pension Income Reconciliation

For The Period 01 July 2021 - 30 June 2022

	Date	Account Code	Account Description	Taxable Amount	Actuary/Pool %	Exempt Amount
Label L						
	22/09/2021	23900/SFC.AX	Schaffer Corporation Limited	70.97		
	23/09/2021	23900/MFG.AX	Magellan Financial Group Limited	37.77		
	23/09/2021	23900/MCP.AX	Mcperson's Limited	53.36		
	23/09/2021	23900/RIO.AX	RIO Tinto Limited	250.82		
	28/09/2021	23900/RRL.AX	Regis Resources Limited	22.76		
	30/09/2021	23900/FMG.AX	Fortescue Metals Group Ltd	753.27		
	08/03/2022	23900/MFG.AX	Magellan Financial Group Limited	36.45		
	11/03/2022	23900/SFC.AX	Schaffer Corporation Limited	70.97		
	11/03/2022	23900/JBH.AX	Jb Hi-fi Limited	115.96		
	18/03/2022	23900/MCP.AX	Mcperson's Limited	106.71		
	28/03/2022	23900/BHP.AX	BHP Group Limited	172.98		
	30/03/2022	23900/FMG.AX	Fortescue Metals Group Ltd	307.02		
	21/04/2022	23900/RIO.AX	RIO Tinto Limited	218.74		
	01/06/2022	23900/BHP.AX	BHP Group Limited	446.40		
			Total	2,966.05	100.000 %	2,966.05
Label M						
	30/06/2022	23800/AVN.AX	Aventus Group	142.42		
	30/06/2022	23800/HDN.AX1	Homeco Daily Needs Reit	80.99		
			Total	223.41	100.000 %	223.41
					Total Segment ECPI *	11,663.18

Lamonaca Superannuation Fund

Exempt Current Pension Income Reconciliation

For The Period 01 July 2021 - 30 June 2022

Date	Account Code	Account Description	Taxable Amount	Actuary/Pool %	Exempt Amount
				SMSF Annual Return Rounding	2.18
				Total ECPI	11,661.00

* Total Segment ECPI does not include ECPI amounts from Label A. The total ECPI from Label A is shown separately at the start of the report.

Lamonaca Superannuation Fund

Pension Non Deductible Expense Report

For The Period 01 July 2021 - 30 June 2022

Date	Account Code	Account Description	Amount	Expense %	Deductible	Non Deductible
				Total Expenses *	0.00	3,521.56

* General expense percentage - 100.000 %

* Investment expense percentage - 100.000 %

Lamonaca Superannuation Fund

Statement of Taxable Income

For the year ended 30 June 2022

	2022
	\$
Benefits accrued as a result of operations	(15,103.47)
Less	
Exempt current pension income	11,661.00
Realised Accounting Capital Gains	9,169.70
Accounting Trust Distributions	801.67
	<u>21,632.37</u>
Add	
Decrease in MV of investments	28,461.56
SMSF non deductible expenses	2,587.00
Pension Payments	2,500.00
Franking Credits	2,966.05
Taxable Trust Distributions	223.41
	<u>36,738.02</u>
SMSF Annual Return Rounding	(2.18)
	<u>0.00</u>
Taxable Income or Loss	<u>0.00</u>
Income Tax on Taxable Income or Loss	0.00
Less	
Franking Credits	2,966.05
	<u>(2,966.05)</u>
CURRENT TAX OR REFUND	<u>(2,966.05)</u>
Supervisory Levy	259.00
	<u>(2,707.05)</u>
AMOUNT DUE OR REFUNDABLE	<u>(2,707.05)</u>

Lamonaca Superannuation Fund

Tax Reconciliation Report

For the year ended 30 June 2022

Tax Return Label	Date	Account Code	Account Name	Amount \$
H2 - Expenses - SMSF auditor fee non deductible				
	01/02/2022	30700	Auditor's Remuneration	550.00
Sub-Total				550.00
Ignore Cents				0.00
Total				550.00
J2 - Expenses - Management and administration expenses non deductible				
	07/06/2022	30400	ATO Supervisory Levy	259.00
	01/02/2022	30100	Accountancy Fees	448.00
	26/05/2022	30100	Accountancy Fees	1,330.00
Sub-Total				2,037.00
Ignore Cents				0.00
Total				2,037.00
L2 - Expenses - Other amounts (Non-deductible)				
	07/06/2022	85000	Income Tax Payable/Refundable	934.56
Sub-Total				934.56
Ignore Cents				0.56
Total				934.00
Y - TOTAL NON DEDUCTIBLE EXPENSES				
				3,521.00
Sub-Total				3,521.00
Ignore Cents				0.00
Total				3,521.00
Z - TOTAL SMSF EXPENSES				
				3,521.00
Sub-Total				3,521.00
Ignore Cents				0.00
Total				3,521.00
E1 - Complying fund's franking credits tax offset				
	16/09/2021	23900/JBH.AX	Jb Hi-fi Limited	76.12
	21/09/2021	23900/BHP.AX	BHP Group Limited	225.75
	22/09/2021	23900/SFC.AX	Schaffer Corporation Limited	70.97
	23/09/2021	23900/RIO.AX	RIO Tinto Limited	250.82
	23/09/2021	23900/MCP.AX	Mcperson's Limited	53.36
	23/09/2021	23900/MFG.AX	Magellan Financial Group Limited	37.77
	28/09/2021	23900/RRL.AX	Regis Resources Limited	22.76
	30/09/2021	23900/FMG.AX	Fortescue Metals Group Ltd	753.27
	08/03/2022	23900/MFG.AX	Magellan Financial Group Limited	36.45
	11/03/2022	23900/JBH.AX	Jb Hi-fi Limited	115.96
	11/03/2022	23900/SFC.AX	Schaffer Corporation Limited	70.97
	18/03/2022	23900/MCP.AX	Mcperson's Limited	106.71
	28/03/2022	23900/BHP.AX	BHP Group Limited	172.98
	30/03/2022	23900/FMG.AX	Fortescue Metals Group Ltd	307.02

Lamonaca Superannuation Fund

Tax Reconciliation Report

For the year ended 30 June 2022

Tax Return Label	Date	Account Code	Account Name	Amount \$
E1 - Complying fund's franking credits tax offset				
	21/04/2022	23900/RIO.AX	RIO Tinto Limited	218.74
	01/06/2022	23900/BHP.AX	BHP Group Limited	446.40
Sub-Total				2,966.05
Ignore Cents				0.00
Total				2,966.05
E - Refundable tax offsets				
				2,966.05
Sub-Total				2,966.05
Ignore Cents				0.00
Total				2,966.05
I - Remainder of refundable tax offsets				
				2,966.05
Sub-Total				2,966.05
Ignore Cents				0.00
Total				2,966.05
L - Supervisory levy				
				259.00
Sub-Total				259.00
Ignore Cents				0.00
Total				259.00
S - AMOUNT DUE OR REFUNDABLE				
				(2,707.05)
Sub-Total				(2,707.05)
Ignore Cents				0.00
Total				(2,707.05)



Income tax 551

Date generated	03/08/2022
Overdue	\$0.00
Not yet due	\$0.00
Balance	\$0.00

Transactions

7 results found - from **03 August 2020** to **03 August 2022** sorted by **processed date** ordered **newest to oldest**

Processed date	Effective date	Description	Debit (DR)	Credit (CR)	Balance
8 Jun 2022	8 Jun 2022	General interest charge			\$0.00
8 Jun 2022	7 Jun 2022	Payment received		\$1,193.56	\$0.00
1 Jun 2022	1 Jun 2022	General interest charge			\$1,193.56 DR
6 Feb 2022	16 May 2022	Tax return Self Man Superfund - Income Tax for the period from 01 Jul 20 to 30 Jun 21	\$1,193.56		\$1,193.56 DR
1 Oct 2020	1 Oct 2020	General interest charge			\$0.00
3 Aug 2020	12 Aug 2020	Credit transferred to Integrated Client Account	\$79.80		\$0.00
3 Aug 2020	6 Aug 2020	EFT refund for Income Tax for the period from 01 Jul 19 to 30 Jun 20	\$398.08		\$79.80 CR



Activity statement 001

Date generated	03/08/2022
Overdue	\$0.00
Not yet due	\$0.00
Balance	\$0.00

Transactions

5 results found - from **03 August 2020** to **03 August 2022** sorted by **processed date** ordered **newest to oldest**

Processed date	Effective date	Description	Debit (DR)	Credit (CR)	Balance
31 Jul 2022	28 Jul 2022	Original Activity Statement for the period ending 30 Jun 22		\$0.00	\$0.00
27 May 2022	28 Apr 2022	Original Activity Statement for the period ending 31 Mar 22		\$0.00	\$0.00
1 Oct 2020	1 Oct 2020	General interest charge			\$0.00
3 Aug 2020	12 Aug 2020	Credit transfer received from Income Tax Account		\$79.80	\$0.00
3 Aug 2020	3 Aug 2020	General interest charge			\$79.80 DR



Australian Government
Australian Taxation Office

PAYG Instalments report 2022

Tax Agent 72357001
Last Updated 30/07/2022

TFN	Client Name	Quarter 1 (\$)	Quarter 2 (\$)	Quarter 3 (\$)	Quarter 4 (\$)	Total Instalment (\$)
772303017	LAMONACA SUPERANNUATION FUND	Not Applicable	Not Applicable	0.00	Outstanding	0.00

Total No of Clients: 1

89000 - Deferred Tax Liability/Asset

2022 Financial Year

Preparer Mc Ren Sotto

Reviewer Steven Lee

Status Rework Required

Account Code	Description	CY Balance	LY Balance	Change
89000	Deferred Tax Liability/Asset		(\$288.48)	100%
TOTAL		CY Balance	LY Balance	
			(\$288.48)	

Supporting Documents

- Deferred Tax Reconciliation Report [Report](#)

Standard Checklist

- Attach all source documentation and confirmations of Liability
- Attach copy of Deferred Tax Reconciliation Report

Lamonaca Superannuation Fund

Deferred Tax Reconciliation

For The Period 01 July 2021 - 30 June 2022

Investment Code	Investment Name	Revaluation/Tax Deferred	Permanent Difference (Non-Assessable)	Temporary Difference (Assessable)	Temporary Difference (Accumulation Portion)
Revaluations					
BHP.AX	BHP Group Limited	(1,703.12)	(567.71)	(1,135.41)	0.00
JHG.AX	Janus Henderson Group Plc	(1,565.31)	(521.77)	(1,043.54)	0.00
TGR.AX	Tassal Group Limited	2,273.59	757.86	1,515.73	0.00
CQE.AX	Charter Hall Social Infrastructure Reit	(1,054.02)	(351.35)	(702.67)	0.00
MFGO.AX	Magellan Financial Group Limited	9.56	3.19	6.37	0.00
WDS.AX	Woodside Energy Group Ltd	72.80	24.27	48.53	0.00
ABP.AX1	Abacus Property Group	(34.99)	(11.66)	(23.33)	0.00
ALX.AX1	Atlas Arteria	177.57	59.19	118.38	0.00
RRL.AX	Regis Resources Limited	(1,876.20)	(625.40)	(1,250.80)	0.00
SFC.AX	Schaffer Corporation Limited	(1,488.86)	(496.29)	(992.57)	0.00
HPI.AX2	Hotel Property Investments	(779.50)	(259.83)	(519.67)	0.00
GDI.AX	GDI Property Group	188.85	62.95	125.90	0.00
MCP.AX	Mcperson's Limited	(4,035.00)	(1,345.00)	(2,690.00)	0.00
FMG.AX	Fortescue Metals Group Ltd	(5,801.53)	(1,933.85)	(3,867.68)	0.00
DXS.AX2	Dexus	(821.81)	(273.94)	(547.87)	0.00
HDN.AX1	Homeco Daily Needs Reit	(1,011.56)	(337.19)	(674.37)	0.00
MFG.AX	Magellan Financial Group Limited	(4,240.74)	(1,413.58)	(2,827.16)	0.00
HVN.AX	Harvey Norman Holdings Limited	(1,167.60)	(389.21)	(778.39)	0.00
AGL.AXW	AGL Energy Limited.	74.95	24.98	49.97	0.00
RIO.AX	RIO Tinto Limited	(1,816.69)	(605.56)	(1,211.13)	0.00

Lamonaca Superannuation Fund
Deferred Tax Reconciliation

For The Period 01 July 2021 - 30 June 2022

Investment Code	Investment Name	Revaluation/Tax Deferred	Permanent Difference (Non-Assessable)	Temporary Difference (Assessable)	Temporary Difference (Accumulation Portion)
MIN.AX	Mineral Resources Limited	239.40	79.80	159.60	0.00
VHY.AX	Vanguard Australian Shares High Yield Etf - Accumulation	(814.10)	(271.36)	(542.74)	0.00
ARF.AX	Arena Reit.	(1,677.51)	(559.17)	(1,118.34)	0.00
JBH.AX	Jb Hi-fi Limited	(1,609.74)	(536.58)	(1,073.16)	0.00
Less Deemed Segregated Revaluations					0.00
		(28,461.56)	(9,487.21)	(18,974.35)	0.00

Tax Deferred Distributions

ABP.AX1	Abacus Property Group	(2.54)	0.00	(2.54)	0.00
ABP.AX1	Abacus Property Group	(26.69)	0.00	(26.69)	0.00
ABP.AX1	Abacus Property Group	(30.12)	0.00	(30.12)	0.00
ABP.AX1	Abacus Property Group	(40.54)	0.00	(40.54)	0.00
ABP.AX1	Abacus Property Group	(14.79)	0.00	(14.79)	0.00
ABP.AX1	Abacus Property Group	(2.37)	0.00	(2.37)	0.00
ABP.AX1	Abacus Property Group	(10.77)	0.00	(10.77)	0.00
ABP.AX1	Abacus Property Group	(5.09)	0.00	(5.09)	0.00
ABP.AX1	Abacus Property Group	(10.18)	0.00	(10.18)	0.00
ABP.AX1	Abacus Property Group	(26.04)	0.00	(26.04)	0.00
ABP.AX1	Abacus Property Group	(27.75)	0.00	(27.75)	0.00
ABP.AX1	Abacus Property Group	(18.94)	0.00	(18.94)	0.00
ABP.AX1	Abacus Property Group	(38.94)	0.00	(38.94)	0.00
ABP.AX1	Abacus Property Group	(1.54)	0.00	(1.54)	0.00

Lamonaca Superannuation Fund
Deferred Tax Reconciliation

For The Period 01 July 2021 - 30 June 2022

Investment Code	Investment Name	Revaluation/Tax Deferred	Permanent Difference (Non-Assessable)	Temporary Difference (Assessable)	Temporary Difference (Accumulation Portion)
ABP.AX1	Abacus Property Group	(5.21)	0.00	(5.21)	0.00
ARF.AX	Arena Reit.	(8.15)	0.00	(8.15)	0.00
ARF.AX	Arena Reit.	(2.09)	0.00	(2.09)	0.00
ARF.AX	Arena Reit.	(2.09)	0.00	(2.09)	0.00
ARF.AX	Arena Reit.	(0.82)	0.00	(0.82)	0.00
ARF.AX	Arena Reit.	(0.52)	0.00	(0.52)	0.00
ARF.AX	Arena Reit.	(0.73)	0.00	(0.73)	0.00
ARF.AX	Arena Reit.	(2.51)	0.00	(2.51)	0.00
ARF.AX	Arena Reit.	(11.50)	0.00	(11.50)	0.00
ARF.AX	Arena Reit.	(1.13)	0.00	(1.13)	0.00
ARF.AX	Arena Reit.	(0.10)	0.00	(0.10)	0.00
ARF.AX	Arena Reit.	(0.06)	0.00	(0.06)	0.00
ARF.AX	Arena Reit.	(0.61)	0.00	(0.61)	0.00
ARF.AX	Arena Reit.	(6.69)	0.00	(6.69)	0.00
ARF.AX	Arena Reit.	(9.26)	0.00	(9.26)	0.00
ARF.AX	Arena Reit.	(4.12)	0.00	(4.12)	0.00
AVN.AX	Aventus Group	(38.94)	0.00	(38.94)	0.00
AVN.AX	Aventus Group	(0.40)	0.00	(0.40)	0.00
AVN.AX	Aventus Group	(4.03)	0.00	(4.03)	0.00
AVN.AX	Aventus Group	(10.42)	0.00	(10.42)	0.00
AVN.AX	Aventus Group	(2.34)	0.00	(2.34)	0.00

Lamonaca Superannuation Fund
Deferred Tax Reconciliation

For The Period 01 July 2021 - 30 June 2022

Investment Code	Investment Name	Revaluation/Tax Deferred	Permanent Difference (Non-Assessable)	Temporary Difference (Assessable)	Temporary Difference (Accumulation Portion)
AVN.AX	Aventus Group	38.94	0.00	38.94	0.00
AVN.AX	Aventus Group	0.40	0.00	0.40	0.00
AVN.AX	Aventus Group	4.03	0.00	4.03	0.00
AVN.AX	Aventus Group	10.42	0.00	10.42	0.00
AVN.AX	Aventus Group	2.34	0.00	2.34	0.00
CQE.AX	Charter Hall Social Infrastructure Reit	2.72	0.00	2.72	0.00
CQE.AX	Charter Hall Social Infrastructure Reit	3.36	0.00	3.36	0.00
CQE.AX	Charter Hall Social Infrastructure Reit	0.30	0.00	0.30	0.00
CQE.AX	Charter Hall Social Infrastructure Reit	0.30	0.00	0.30	0.00
CQE.AX	Charter Hall Social Infrastructure Reit	5.38	0.00	5.38	0.00
CQE.AX	Charter Hall Social Infrastructure Reit	1.18	0.00	1.18	0.00
CQE.AX	Charter Hall Social Infrastructure Reit	2.42	0.00	2.42	0.00
CQE.AX	Charter Hall Social Infrastructure Reit	50.42	0.00	50.42	0.00
CQE.AX	Charter Hall Social Infrastructure Reit	11.16	0.00	11.16	0.00
CQE.AX	Charter Hall Social Infrastructure Reit	0.47	0.00	0.47	0.00
DXS.AX2	Dexus	13.53	0.00	13.53	0.00
DXS.AX2	Dexus	7.08	0.00	7.08	0.00
DXS.AX2	Dexus	12.52	0.00	12.52	0.00
DXS.AX2	Dexus	4.68	0.00	4.68	0.00
DXS.AX2	Dexus	1.64	0.00	1.64	0.00
DXS.AX2	Dexus	1.64	0.00	1.64	0.00

Lamonaca Superannuation Fund
Deferred Tax Reconciliation

For The Period 01 July 2021 - 30 June 2022

Investment Code	Investment Name	Revaluation/Tax Deferred	Permanent Difference (Non-Assessable)	Temporary Difference (Assessable)	Temporary Difference (Accumulation Portion)
DXS.AX2	Dexus	12.64	0.00	12.64	0.00
DXS.AX2	Dexus	8.22	0.00	8.22	0.00
DXS.AX2	Dexus	0.63	0.00	0.63	0.00
DXS.AX2	Dexus	25.79	0.00	25.79	0.00
DXS.AX2	Dexus	3.03	0.00	3.03	0.00
DXS.AX2	Dexus	12.64	0.00	12.64	0.00
DXS.AX2	Dexus	18.96	0.00	18.96	0.00
DXS.AX2	Dexus	9.99	0.00	9.99	0.00
DXS.AX2	Dexus	8.47	0.00	8.47	0.00
DXS.AX2	Dexus	10.62	0.00	10.62	0.00
GDI.AX	GDI Property Group	(174.04)	0.00	(174.04)	0.00
GDI.AX	GDI Property Group	(151.85)	0.00	(151.85)	0.00
HDN.AX1	Homeco Daily Needs Reit	112.13	0.00	112.13	0.00
HPI.AX2	Hotel Property Investments	111.11	0.00	111.11	0.00
HPI.AX2	Hotel Property Investments	67.24	0.00	67.24	0.00
HPI.AX2	Hotel Property Investments	231.65	0.00	231.65	0.00
VHY.AX	Vanguard Australian Shares High Yield Etf - Accumulation	3.93	0.00	3.93	0.00
Less Deemed Segregated Tax Deferred					0.00
		118.09	0.00	118.09	0.00
Total		(28,343.47)	(9,487.21)	(18,856.26)	0.00

Deferred Tax Liability (Asset) Summary

Opening Balance	288.48
Current Year Transactions	0.00
Total Capital Losses	0.00
Total Tax Losses	0.00
Deferred Tax WriteBacks/Adjustment	0.00
Capital Loss carried forward recouped	0.00
Tax Loss carried forward recouped	0.00
Closing Balance	<hr/> 288.48 <hr/>

A - Financial Statements

2022 Financial Year

Preparer Mc Ren Sotto

Reviewer Steven Lee

Status Completed

Supporting Documents

No supporting documents

Standard Checklist

- Attach copy of Financial Statements
- Attach copy of SMSF Annual Return

B - Permanent Documents

2022 Financial Year

Preparer Mc Ren Sotto

Reviewer Steven Lee

Status Completed

Supporting Documents

- Fund Summary Report [Report](#)
- SF Lookup - Lamonaca Superannuation Fund.pdf
- Signed_Trustees' Declaration.pdf
- ABN Lookup - Lamonaca Superannuation Fund.pdf

Standard Checklist

- Attach latest copy of ASIC annual company statement (if corporate trustee)
- Ensure latest copies of ATO Trustee Declarations and ATO confirmation that the fund is a regulated fund is attached
- Ensure latest copies of trustee consents, member consents and registers are attached
- Ensure latest copy of trust deed (including amendments) are attached
- Use [Australian Business Register](#) to ensure details are correct
- Use [Super Fund Lookup](#) to check the eligibility to receive rollovers and contributions

Lamonaca Superannuation Fund Fund Summary Report

As at 30 June 2022

Fund Details

Date Formed: 04/05/2001
Tax File Number: Provided
ABN: 29229812626

Period: 01/07/2021 - 30/06/2022
Fund Type: SMSF
GST Registered: No

Postal Address:

18/6 King Street
Turrumurra, New South Wales 2074

Physical Address:

18/6 King Street
Turrumurra, New South Wales 2074

Members

Number of Members: 1

Name	Age	Member Accounts	Pension Accounts	Tax File Number	Beneficiary Details
Lamonaca, Michael	61	1	1	Provided	Not Provided

Fund Relationships

Relationship Type	Contact
Accountant	Superhelp Australia Pty Ltd
Auditor	Pinnacle Super Pty Ltd
Fund Contact	Lamonaca, Michael
Tax Agent	Superhelp Australia Pty Ltd
Trustee	KAKAZZ PTY LTD Lamonaca, Michael



Current details for ABN 29 229 812 626

ABN details

Entity name:	LAMONACA SUPERANNUATION FUND
ABN status:	Active from 04 May 2001
Entity type:	Superannuation Fund
Goods & Services Tax (GST):	Not currently registered for GST
Main business location:	NSW 2075

Super Fund Lookup

[Use Super Fund Lookup](#) to check the eligibility of **LAMONACA SUPERANNUATION FUND** to receive rollovers and contributions

Deductible gift recipient status

Not entitled to receive tax deductible gifts

Disclaimer

The Registrar makes every reasonable effort to maintain current and accurate information on this site. The Commissioner of Taxation advises that if you use ABN Lookup for information about another entity for taxation purposes and that information turns out to be incorrect, in certain circumstances you will be protected from liability. For more information see [disclaimer](#)



LAMONACA SUPERANNUATION FUND

ABN details

ABN:	29 229 812 626 View record on ABN Lookup
ABN Status:	Active from 04 May 2001
Fund type:	ATO Regulated Self-Managed Superannuation Fund
Contact details:	4 PALM ST ST IVES NSW 2075 AUSTRALIA
Status:	Complying

What does 'Complying' mean?

A 'Complying' SMSF:

- is a regulated fund
- is a resident of Australia, and
- has been issued with a [Notice of compliance](#)

APRA Funds

See the [guidance](#) issued by APRA for further assistance in managing transfers and rollovers to SMSFs. Use the [ATO Business Portal](#) to verify a person is a member of the SMSF before completing a transfer or rollover.

Superannuation guarantee payments

Contributions made to complying funds can qualify as Superannuation Guarantee (SG) payments. This record extract can be used to confirm this fund has been issued with a Notice of Compliance and is currently entitled to receive employer SG payments.

Tax rates

Complying funds that meet [Superannuation Industry \(Supervision\) Act 1993](#) (SISA) standards qualify for [concessional tax rates](#).

Also refer to [frequently asked questions](#)

Disclaimer

This extract is based on information supplied by superannuation entities to the Commissioner of Taxation.

Important Neither the Australian Government nor the ATO endorse or guarantee the performance of super funds.

LAMONACA SUPERANNUATION FUND ABN 29 229 812 626
Trustees' Declaration

The trustees have determined that the fund is not a reporting entity and that the special purpose financial statements should be prepared in accordance with the accounting policies described in Note 1 to the financial statements.


In the opinion of the trustees:

- (i) the financial statements and notes to the financial statements for the year ended 30 June 2020 present fairly, in all material respects, the financial position of the Superannuation Fund at 30 June 2020 and the results of its operations for the year then ended in accordance with the accounting policies described in Note 1 to the financial statements; and
- (ii) the financial statements and notes to the financial statements have been prepared in accordance with the requirements of the trust deed; and
- (iii) the operation of the Superannuation Fund has been carried out in accordance with its trust deed and in compliance with the requirements of the Superannuation Industry (Supervision) Act 1993 and associated Regulations during the year ended 30 June 2020.

Signed in accordance with a resolution of the trustees by:



Michael Lamonaca , (Trustee)



Paula Lamonaca , (Trustee)

Date 20/04/2020

C - Other Documents

2022 Financial Year

Preparer Mc Ren Sotto

Reviewer Steven Lee

Status Completed

Supporting Documents

- Project Investment Strategy.pdf

Standard Checklist

- Attach copy of any SOAs issued during the Financial Year
- Attach copy of Investment Strategy
- Attach signed Engagement Letter
- Attach signed Trustee Representation Letter
- Attach Trustee Minutes prepared during the year

Lamonaca Superannuation Fund

Projected Investment Strategy

Overview

The aim of this strategy is to provide the Members with an income on retirement.

Investment Objectives

The Trustee(s) will at all times ensure the funds assets are invested in accordance with the trust deed and comply with the applicable legislative requirements.

The Trustee(s) will act prudently to maximise the rate of return, subject to acceptable risk parameters whilst maintaining an appropriate diversification across a broad range of assets whilst assessing the risks where it is determined the fund's portfolio lacks diversification and / or has elected to implement a sector bias.

Having considered the risk profile of the fund and the member's needs and circumstances, the trustee has adopted the following objectives for the investment of assets of the fund;

- to achieve an investment return (based on market values and net of tax and charges) that exceeds the CPI by at least 3% per annum when measured over a rolling 5 year period.
- to have a probability of zero or negative returns in any 12 Month period of less than one in five years; and
- have sufficient liquidity to meet liabilities as and when they fall due.
- to consider the need to hold a policy of insurance for one or more members of the fund.

Investment Strategy

The fund will invest in a portfolio of assets according to market conditions and within the ranges specified below:

Asset Allocation

The targeted asset allocation will be in the following ranges:

<u>Asset Class</u>	<u>Target Range</u>	<u>Benchmark</u>
Australian Shares	0 - 90 %	90 %
International Shares	0 - 0 %	0 %
Cash	0 - 10 %	10 %
Australian Fixed Interest	0 - 0 %	0 %
International Fixed Interest	0 - 0 %	0 %
Mortgages	0 - 0 %	0 %
Direct Property	0 - 0 %	0 %
Listed Property	0 - 0 %	0 %
Other	0 - 0 %	0 %

Quality companies and trusts as supported by research and fundamental analysis will be selected. Direct investments in property, artwork and lease equipment may form part of the strategy provided there is sufficient basis for the decision.

Insurance

The Trustees have considered and consulted Professional Advice where necessary to ensure that all fund members have the correct type and level of insurance. Insurance may be held within or outside the SMSF.

Review and Monitoring

The trustees will monitor and review the fund's investment activities on a regular basis and to communicate with the members should they feel that any change in strategy is necessary in order to achieve the fund's objective.

Lamonaca Superannuation Fund
Projected Investment Strategy



Date: 12/8/22

Lamonaca Superannuation Fund
Projected Investment Strategy



Michael Lamonaca

.....
Michael Lamonaca

D - Pension Documentation

2022 Financial Year

Preparer Mc Ren Sotto

Reviewer Steven Lee

Status Completed

Supporting Documents

- Pension Summary Report Report
- Transfer Balance Account Summary Report
- Signed_Pension_set up.pdf
- TBAR_Michael.pdf
- Pension_Setup_Michael.pdf

Standard Checklist

- Attach Actuarial Certificate
- Attach documentation supporting any pensions commenced during the financial year
- Attach documentation supporting any pensions commuted during the financial year
- Ensure correct Transfer Balance Account Reports have been lodged with the ATO

Lamonaca Superannuation Fund

Pension Summary

As at 30 June 2022

Member Name : Lamonaca, Michael

Member Age : 60* (Date of Birth : Provided)

Member Code	Pension Type	Pension Start Date	Tax Free	Min / PF	Minimum	Maximum	Gross Pension Payments	PAYG	Net Pension Payment	Amount to reach Minimum
LAMMICO0002P	Account Based Pension	01/07/2021	0.00%	2.00%	\$2,470.00*	N/A	\$2,500.00	\$0.00	\$2,500.00	NIL

*COVID-19 50% reduction has been applied to the minimum pension amount.

					\$2,470.00	\$0.00	\$2,500.00	\$0.00	\$2,500.00	\$0.00
--	--	--	--	--	-------------------	---------------	-------------------	---------------	-------------------	---------------

Total :

					\$2,470.00	\$0.00	\$2,500.00	\$0.00	\$2,500.00	\$0.00
--	--	--	--	--	-------------------	---------------	-------------------	---------------	-------------------	---------------

*Age as at 01/07/2021 or pension start date for new pensions.

Lamonaca Superannuation Fund
Transfer Balance Account Summary

For The Period 01 July 2021 - 30 June 2022

Member	Pension Type	Date	Lodgment Date	Transaction Type	Event Type	Debit	Credit	Balance	Cap Limit	Remaining Cap
Michael Lamonaca	Below Cap									
LAMMIC00002P	Account Based	01/07/2021		Pension Commencement	SIS		123,636.24	123,636.24	1,700,000.00	1,576,363.76
Paula Lamonaca										

01 / 07 / 2021

Michael Lamonaca
18/6 King Street
Turramurra, New South Wales 2074

Dear Sir/Madam

**Lamonaca Superannuation Fund
Commencement of Account Based Pension**

I hereby request the trustee to commence a Account Based Pension with a commencement date of 01/07/2021 with \$123,636.24 of the superannuation benefits standing to my member's account in the fund. The pension does not have a reversionary beneficiary.

This balance contains:
a Taxable Balance of: \$123,636.24; and
a Tax Free Balance of: \$0.00.
Tax Free proportion: 0.00%.

I have reached my preservation age and have currently satisfied the condition of release of retirement under the SIS Act.

I agree to withdraw at least my minimum pension of at least \$2,470.00 and will not exceed my maximum allowable threshold for the current period.

If you have any queries with regard to the above, please do not hesitate to contact me.

Yours sincerely



.....
Michael Lamonaca
18/6 King Street, Turramurra, New South Wales 2074

Minutes of a Meeting of the Director(s)

held on 01 July 2021 at 18/6 King Street, Turramurra, New South Wales 2074

PRESENT: Michael Lamonaca

PENSION COMMENCEMENT: Michael Lamonaca wishes to commence a new Account Based Pension with a commencement date of 01/07/2021.

The Pension Account Balance used to support this pension will be \$123,636.24, consisting of:

- Taxable amount of \$123,636.24; and
- Tax Free amount of \$0.00
- Tax Free proportion: 0.00%.

CONDITION OF RELEASE: It was resolved that the member has satisfied the condition of release of retirement and was entitled to access their benefits on their Account Based Pension.

TRUSTEE ACKNOWLEDGEMENT: It was resolved that Trustee(s) have agreed to this and has taken action to ensure the following:

- The member's minimum pension payments are to be made at least annually
- An amount or percentage of the pension will not be prescribed as being left-over when the pension ceases
- The pension can be transferred only on the death of the pensioner to one of their dependants or cashed as a lump sum to the pensioner's estate
- The Trustee(s) will comply with ATO obligations such as PAYG withholding and payment summary obligations
- The fund's trust deed provides for payment of this pension to the member
- The Trustee(s) will notify the member, in writing, of their pension amount and assessable amount each year

REVERSIONARY: The pension does not have a reversionary beneficiary.

PAYMENT: It was resolved that the trustees have agreed to pay the pension payment for the current year of at least \$2,470.00 in the frequency of at least an annual payment.

CLOSURE: Signed by the trustee(s) pursuant to the Fund Deed.



.....
Michael Lamonaca
Chairperson

01 / 07 / 2021

Lamonaca Superannuation Fund
Michael Lamonaca
18/6 King Street, Turramurra, New South Wales 2074

Dear Sir/Madam

**Lamonaca Superannuation Fund
Commencement of Account Based Pension**

Michael Lamonaca as trustee for Lamonaca Superannuation Fund acknowledges that Michael Lamonaca has advised their intention to commence a new Account Based Pension on 01/07/2021. The pension does not have a reversionary beneficiary.

The Trustee(s) has agreed to this and has taken action to ensure the following:

- The member's minimum pension payments are to be made at least annually
- An amount or percentage of the pension will not be prescribed as being left-over when the pension ceases
- The pension can be transferred only on the death of the pensioner to one of their dependants or cashed as a lump sum to the pensioner's estate.
- The Trustee(s) will comply with ATO obligations such as PAYG withholding and payment summary obligations
- You have reached your preservation age and satisfied the condition of release of retirement under the SIS Act.
- Establish that the fund's trust deed provides for payment of this pension to the member.

The trustee(s) have agreed to pay your pension payment for the current year of at least \$2,470.00. The frequency will be at the trustee's discretion however will be at minimum an annual payment.

If you have any queries with regard to the above, please do not hesitate to contact me.

Yours sincerely

 **SIGN HERE**

.....
Michael Lamonaca

01/07/21

DATE HERE

Lamonaca Superannuation Fund
Michael Lamonaca
18/6 King Street, Turramurra, New South Wales 2074

Dear Sir/Madam

**Lamonaca Superannuation Fund
Commencement of Account Based Pension**

Michael Lamonaca and Paula Lamonaca as trustee for Lamonaca Superannuation Fund acknowledges that Michael Lamonaca has advised their intention to commence a new Account Based Pension on 01/07/2021. The pension does not have a reversionary beneficiary.


The Trustee(s) has agreed to this and has taken action to ensure the following:

- The member's minimum pension payments are to be made at least annually
- An amount or percentage of the pension will not be prescribed as being left-over when the pension ceases
- The pension can be transferred only on the death of the pensioner to one of their dependants or cashed as a lump sum to the pensioner's estate.
- The Trustee(s) will comply with ATO obligations such as PAYG withholding and payment summary obligations
- You have reached your preservation age and satisfied the condition of release of retirement under the SIS Act.
- Establish that the fund's trust deed provides for payment of this pension to the member.

The trustee(s) have agreed to pay your pension payment for the current year of at least \$2,470.00. The frequency will be at the trustee's discretion however will be at minimum an annual payment.

If you have any queries with regard to the above, please do not hesitate to contact me.

Yours sincerely



SIGN HERE

Michael Lamonaca

Minutes of a Meeting of the Trustee(s)

held on 01 July 2021 at 18/6 King Street, Turrumurra, New South Wales 2074

PRESENT:

Michael Lamonaca and Paula Lamonaca

PENSION COMMENCEMENT:

Michael Lamonaca wishes to commence a new Account Based Pension with a commencement date of 01/07/2021.

The Pension Account Balance used to support this pension will be \$123,636.24, consisting of:

- Taxable amount of \$123,636.24; and
- Tax Free amount of \$0.00
- Tax Free proportion: 0.00%.

CONDITION OF RELEASE:

It was resolved that the member has satisfied the condition of release of retirement and was entitled to access their benefits on their Account Based Pension.

**TRUSTEE
ACKNOWLEDGEMENT:**

It was resolved that Trustee(s) have agreed to this and has taken action to ensure the following:

- The member's minimum pension payments are to be made at least annually
- An amount or percentage of the pension will not be prescribed as being *left-over when the pension ceases*
- The pension can be transferred only on the death of the pensioner to one of their dependants or cashed as a lump sum to the pensioner's estate
- The Trustee(s) will comply with ATO obligations such as PAYG withholding and payment summary obligations
- The fund's trust deed provides for payment of this pension to the member
- The Trustee(s) will notify the member, in writing, of their pension amount and assessable amount each year

REVERSIONARY:

The pension does not have a reversionary beneficiary.

PAYMENT:

It was resolved that the trustees have agreed to pay the pension payment for the current year of at least \$2,470.00 in the frequency of at least an annual payment.

CLOSURE:

Signed by the trustee(s) pursuant to the Fund Deed.

.....
Michael Lamonaca
Chairperson

SIGN HERE

01/07/21

DATE HERE

Michael Lamonaca
18/6 King Street
Turrumurra, New South Wales 2074

Dear Sir/Madam

**Lamonaca Superannuation Fund
Commencement of Account Based Pension**

I hereby request the trustee to commence a Account Based Pension with a commencement date of 01/07/2021 with \$123,636.24 of the superannuation benefits standing to my member's account in the fund. The pension does not have a reversionary beneficiary.


This balance contains:
a Taxable Balance of: \$123,636.24; and
a Tax Free Balance of: \$0.00.
Tax Free proportion: 0.00%.

I have reached my preservation age and have currently satisfied the condition of release of retirement under the SIS Act.

I agree to withdraw at least my minimum pension of at least \$2,470.00 and will not exceed my maximum allowable threshold for the current period.

If you have any queries with regard to the above, please do not hesitate to contact me.

Yours sincerely



SIGN HERE

Michael Lamonaca
18/6 King Street, Turrumurra, New South Wales 2074

Section G: Declarations

Complete the declaration that applies to you. Print your full name then sign and date the declaration.

- 1** Before you sign the declaration, check that you have provided true and correct information. Penalties may be imposed for giving false or misleading information.

Trustee, director or authorised officer declaration

Complete this declaration if you are the trustee, director or authorised officer of the super provider.


I declare that the information contained in the statement is true and correct.

Name

M I C H A E L L A M O N A C A

Business hours phone number (include area code) 0 4 3 5 7 9 2 8 6 0

Trustee, director or authorised officer signature

 **SIGN HERE**

Date Day 0 8 / Month 0 6 / Year 2 0 2 2

OR

Authorised representative declaration

Complete this declaration if you are an authorised representative of the super provider or life insurance company.

I declare that:

- I have prepared the statement with the information supplied by the super provider or life insurance company
- I have received a declaration made by the super provider or life insurance company that the information provided to me for the preparation of this statement is true and correct
- I am authorised by the super provider or life insurance company to give the information in the statement to the ATO.

Name

Business hours phone number (include area code)

Authorised representative signature

Date Day / Month / Year

Lodging this report

Do not remove any pages when lodging your report, all pages must be returned for the form to be accepted.

You can lodge this report via:

- Tax Agent Portal
- Business Portal if you are a business portal user
- Post

Lodging through the Tax Agent Portal or Business Portal means you will receive an instant receipt.

If you are lodging by post, use the postal address below:

Australian Taxation Office
PO BOX 3006
PENRITH NSW 2740

Print form

Save form

Reset form

Section D-1: Event one

! Refer to the instructions for more information on how to complete this section. Only report one event in this section. You can report a second event in Section D-2.

11 Is the first event:

A response to a commutation authority Go to question 12.

An income stream that commenced prior to 1 July 2017 Go to question 13.

An income stream that commenced on or after 1 July 2017 Go to question 13.

A limited recourse borrowing arrangement repayment Go to question 13.

A different transfer balance cap event Go to question 14.

Additional information to calculate a member's total super balance or concessional contributions – Go to questions 15 and 16.

Transfer balance cap event

12 Commutation authority

An event that occurred in response to a commutation authority issued by the ATO.

! A commutation authority is a notice the Commissioner issues to a super income stream provider requiring the provider to commute an amount out of a specified super income stream.

Event type:

Commutation authority – commuted in full

Commutation authority – commuted in part

Commutation authority – deceased

Commutation authority – defined benefit

➤ Go to Event details on the next page.

13 Pre-existing or new income stream event or a limited recourse borrowing arrangement (LRBA) repayment

A transfer balance cap event in relation to an income stream in existence just before 1 July 2017; a new income stream that commenced on or after 1 July 2017; or an LRBA repayment.

! If you select either **child death benefit income stream** or **child reversionary income stream** you must complete Section F and you can only report one event on this report.

Event type:

Super income stream

Reversionary income stream

LRBA repayment

! If you select one of the below events you can only report one event in this report. Refer to the instructions for more information.

Child death benefit income stream

Child reversionary income stream

➤ Go to Event details on the next page.

14 Other transfer balance cap event

Any other transfer balance cap event.

! If your member has voluntarily requested that you commute an amount, select **Member commutation** event type. Do not use this event type if you are responding to a commutation authority from the ATO.

Event type:

Member commutation

Income stream stops being in retirement phase

Structured settlement – post 1 July 2017

➤ Go to Event details on the next page.

Other information

15 Total super balance

Complete this question to provide information regarding the total super balance of a member.
Refer to ato.gov.au/totalsuperbalance for more information on Total super balance.

Do not use these event types if you are reporting about your member's transfer balance cap. Retirement phase value is used to calculate your member's total super balance and is only required from 30 June 2018.

Event type:

Accumulation phase value Retirement phase value (30 June 2018 only)

16 Concessional contributions

Information regarding the notional taxed contributions of a member.

Only use this event type if you are reporting information for your member's notional taxed contributions.

Event type:

Uncapped notional taxed contributions (from 2017–18 financial year onwards)

Event details

You must complete Q17 and Q18 for each event reported with the exception of Commutation authority (deceased) and commutation authority – defined benefit. Refer to the instructions for more information on how to complete this section.

17 Effective date / /

18 Value \$:

19 If you are responding to a commutation authority, was the commutation paid directly to the member?
(ie, paid out of the super system)

Only complete this question if the *Reporting event type* is **Commutation authority – commuted in full or Commutation authority – commuted in part**.

If unknown leave this question blank.

No Yes

Section E-1: Member account details

Only certain event types require you to answer question 20. Refer to the instructions for more information on how to complete this question.

20 Member account type

Account-based income stream

Capped defined benefit income stream just before 1 July 2017

Market-linked capped defined benefit income stream just before 1 July 2017

Capped defined benefit income stream on or after 1 July 2017

21 Is the account closed?

No Yes

22 Unique superannuation identifier (USI)

If you don't have a USI leave this question blank

23 Member account number

L A M M I C 0 0 0 0 2 P

24 Member client identifier (number)

If you don't have a member client identifier leave this question blank

L A M O M I C H 0 0 0 0 1

Section D-2: Event two

! Refer to the instructions for more information on how to complete this section. Only report one event in this section. You can report a third event in Section D-3.

11 Is the second event:

A response to a commutation authority Go to question 12.

An income stream that commenced prior to 1 July 2017 Go to question 13.

An income stream that commenced on or after 1 July 2017 Go to question 13.

A limited recourse borrowing arrangement repayment Go to question 13.

A different transfer balance cap event Go to question 14.

Additional information to calculate a member's total super balance or concessional contributions – Go to questions 15 and 16.

Transfer balance cap event

12 Commutation authority

An event that occurred in response to a commutation authority issued by the ATO.

! A commutation authority is a notice the Commissioner issues to a super income stream provider requiring the provider to commute an amount out of a specified super income stream.

Event type:

Commutation authority – commuted in full

Commutation authority – commuted in part

Commutation authority – deceased

Commutation authority – defined benefit

> Go to Event details on the next page.

13 Pre-existing or new income stream event or a limited recourse borrowing arrangement (LRBA) repayment

A transfer balance cap event in relation to an income stream in existence just before 1 July 2017; a new income stream that commenced on or after 1 July 2017; or an LRBA repayment.

! If you select either **child death benefit income stream** or **child reversionary income stream** you must complete Section F and you can only report one event on this report.

Event type:

Super income stream

Reversionary income stream

LRBA repayment

> Go to Event details on the next page.

14 Other transfer balance cap event

Any other transfer balance cap event.

! If your member has voluntarily requested that you commute an amount, select **Member commutation** event type. Do not use this event type if you are responding to a commutation authority from the ATO.

Event type:

Member commutation

Income stream stops being in retirement phase

Structured settlement – post 1 July 2017

> Go to Event details on the next page.

Section D-3: Event three

! Refer to the instructions for more information on how to complete this section. Only report one event in this section. You can report a fourth event in Section D-4.

11 Is the third event:

- A response to a commutation authority Go to question 12.
- An income stream that commenced prior to 1 July 2017 Go to question 13.
- An income stream that commenced on or after 1 July 2017 Go to question 13.
- A limited recourse borrowing arrangement repayment Go to question 13.
- A different transfer balance cap event Go to question 14.

Additional information to calculate a member's total super balance or concessional contributions – Go to questions 15 and 16.

Transfer balance cap event

12 Commutation authority

An event that occurred in response to a commutation authority issued by the ATO.

! A commutation authority is a notice the Commissioner issues to a super income stream provider requiring the provider to commute an amount out of a specified super income stream.

Event type:

- Commutation authority – commuted in full
- Commutation authority – commuted in part
- Commutation authority – deceased
- Commutation authority – defined benefit

> Go to Event details on the next page.

13 Pre-existing or new income stream event or a limited recourse borrowing arrangement (LRBA) repayment

A transfer balance cap event in relation to an income stream in existence just before 1 July 2017; a new income stream that commenced on or after 1 July 2017; or an LRBA repayment.

! If you select either **child death benefit income stream** or **child reversionary income stream** you must complete Section F and you can only report one event on this report.

Event type:

- Super income stream
- Reversionary income stream
- LRBA repayment

> Go to Event details on the next page.

14 Other transfer balance cap event

Any other transfer balance cap event.

! If your member has voluntarily requested that you commute an amount, select **Member commutation** event type. Do not use this event type if you are responding to a commutation authority from the ATO.

Event type:

- Member commutation
- Income stream stops being in retirement phase
- Structured settlement – post 1 July 2017

> Go to Event details on the next page.

Other information

15 Total super balance

Complete this question to provide information regarding the total super balance of a member.
Refer to ato.gov.au/totalsuperbalance for more information on Total super balance.

Do not use these event types if you are reporting about your member's transfer balance cap. Retirement phase value is used to calculate your member's total super balance and is only required from 30 June 2018.

Event type:

Accumulation phase value Retirement phase value (30 June 2018 only)

16 Concessional contributions

Information regarding the notional taxed contributions of a member.

Only use this event type if you are reporting information for your member's notional taxed contributions.

Event type:

Uncapped notional taxed contributions (from 2017–18 financial year onwards)

Event details

You must complete Q17 and Q18 for each event reported with the exception of Commutation authority (deceased) and commutation authority – defined benefit. Refer to the instructions for more information on how to complete this section.

17 Effective date / /

18 Value \$, .

19 If you are responding to a commutation authority, was the commutation paid directly to the member? (ie, paid out of the super system)

Only complete this question if the *Reporting event type* is **Commutation authority – commuted in full or Commutation authority – commuted in part**.

If unknown leave this question blank.

No Yes

Section E-3: Member account details

Only certain event types require you to answer question 20. Refer to the instructions for more information on how to complete this question.

20 Member account type

Account-based income stream

Capped defined benefit income stream just before 1 July 2017

Market-linked capped defined benefit income stream just before 1 July 2017

Capped defined benefit income stream on or after 1 July 2017

21 Is the account closed?

No Yes

22 Unique superannuation identifier (USI)

If you don't have a USI leave this question blank

23 Member account number

24 Member client identifier (number)

If you don't have a member client identifier leave this question blank

Section D-4: **Event four**

! Refer to the instructions for more information on how to complete this section. Only report one event in this section.

11 Is the fourth event:

A response to a commutation authority Go to question 12.

An income stream that commenced prior to 1 July 2017 Go to question 13.

An income stream that commenced on or after 1 July 2017 Go to question 13.

A limited recourse borrowing arrangement repayment Go to question 13.

A different transfer balance cap event Go to question 14.

Additional information to calculate a member's total super balance or concessional contributions – **Go to questions 15 and 16.**

Transfer balance cap event

12 Commutation authority

An event that occurred in response to a commutation authority issued by the ATO.

! A commutation authority is a notice the Commissioner issues to a super income stream provider requiring the provider to commute an amount out of a specified super income stream.

Event type:

Commutation authority – commuted in full

Commutation authority – commuted in part

Commutation authority – deceased

Commutation authority – defined benefit

> Go to Event details on the next page.

13 Pre-existing or new income stream event or a limited recourse borrowing arrangement (LRBA) repayment

A transfer balance cap event in relation to an income stream in existence just before 1 July 2017; a new income stream that commenced on or after 1 July 2017; or an LRBA repayment.

! If you select either **child death benefit income stream** or **child reversionary income stream** you must complete Section F and you can only report one event on this report.

Event type:

Super income stream

Reversionary income stream

LRBA repayment

> Go to Event details on the next page.

14 Other transfer balance cap event

Any other transfer balance cap event.

! If your member has voluntarily requested that you commute an amount, select **Member commutation** event type. Do not use this event type if you are responding to a commutation authority from the ATO.

Event type:

Member commutation

Income stream stops being in retirement phase

Structured settlement – post 1 July 2017

> Go to Event details on the next page.

Section G: Declarations

Complete the declaration that applies to you. Print your full name then sign and date the declaration.

! Before you sign the declaration, check that you have provided true and correct information. Penalties may be imposed for giving false or misleading information.

Trustee, director or authorised officer declaration

Complete this declaration if you are the trustee, director or authorised officer of the super provider.

I declare that the information contained in the statement is true and correct.

Name

M I C H A E L L A M O N A C A

Business hours phone number (include area code) 0 4 3 5 7 9 2 8 6 0

Trustee, director or authorised officer signature



Date Day 0 8 / Month 0 6 / Year 2 0 2 2

OR

Authorised representative declaration

Complete this declaration if you are an authorised representative of the super provider or life insurance company.

I declare that:

- I have prepared the statement with the information supplied by the super provider or life insurance company
- I have received a declaration made by the super provider or life insurance company that the information provided to me for the preparation of this statement is true and correct
- I am authorised by the super provider or life insurance company to give the information in the statement to the ATO.

Name

Business hours phone number (include area code)

Authorised representative signature

Date Day / Month / Year

Lodging this report

Do not remove any pages when lodging your report, all pages must be returned for the form to be accepted.

You can lodge this report via:

- Tax Agent Portal
- Business Portal if you are a business portal user
- Post

Lodging through the Tax Agent Portal or Business Portal means you will receive an instant receipt.

If you are lodging by post, use the postal address below:

Australian Taxation Office
PO BOX 3006
PENRITH NSW 2740

Print form **Save form** **Reset form**

E - Estate Planning

2022 Financial Year

Preparer Mc Ren Sotto

Reviewer Steven Lee

Status Completed

Supporting Documents

No supporting documents

Standard Checklist

- Attach Death Benefit Nominations (if applicable)
- Attach Life Insurance Policies (if applicable)
- Attach Reversionary Pension documentation (if applicable)
- Attach SMSF Will (if applicable)
- Review current Estate planning to ensure it matches wishes of members