

---

Financial statements and reports for the year ended  
30 June 2023

**SOUFLE SUPERFUND**

---

Prepared for: Faye Hastings and Susan Loxton

**SOUFLE SUPERFUND****Statement of Financial Position**

As at 30 June 2023

	Note	2023	2022
		\$	\$
<b>Assets</b>			
<b>Investments</b>			
Shares in Listed Companies (Australian)	2 Pg4	87,006.59	91,502.68
<b>Total Investments</b>		<u>87,006.59</u>	<u>91,502.68</u>
<b>Other Assets</b>			
Commonwealth Bank alc 12460780	Pg 8	37,647.92	23,772.93
Income Tax Refundable	Pg12	2,593.33	2,681.49
<b>Total Other Assets</b>		<u>40,241.25</u>	<u>26,454.42</u>
<b>Total Assets</b>		<u>127,247.84</u>	<u>117,957.10</u>
<b>Net assets available to pay benefits</b>		<u>127,247.84</u>	<u>117,957.10</u>
Represented by:			
<b>Liability for accrued benefits allocated to members' accounts</b>			
	4, 5		
Hastings, Faye - Pension (Account Based Pension)	Pg15	127,247.84	117,957.10
<b>Total Liability for accrued benefits allocated to members' accounts</b>		<u>127,247.84</u>	<u>117,957.10</u>

**SOUFLE SUPERFUND****Operating Statement**

For the year ended 30 June 2023

	<b>Note</b>	<b>2023</b>	<b>2022</b>
		<b>\$</b>	<b>\$</b>
<b>Income</b>			
<b>Investment Income</b>			
Dividends Received	7 <a href="#">Pg18</a>	6,067.40	6,309.72
Interest Received	<a href="#">Pg27</a>	168.81	0.00
<b>Investment Gains</b>			
Changes in Market Values	8 <a href="#">Pg32</a>	5,518.20	(21,591.63)
<b>Total Income</b>		<u>11,754.41</u>	<u>(15,281.91)</u>
<b>Expenses</b>			
Accountancy Fees	<a href="#">Pg35</a>	1,188.00	1,870.00
ATO Supervisory Levy		259.00	0.00
Auditor's Remuneration	<a href="#">Pg37</a>	660.00	0.00
		<u>2,107.00</u>	<u>1,870.00</u>
<b>Member Payments</b>			
Pensions Paid	<a href="#">Pg38</a>	2,950.00	6,970.00
<b>Total Expenses</b>		<u>5,057.00</u>	<u>8,840.00</u>
<b>Benefits accrued as a result of operations before income tax</b>		<u>6,697.41</u>	<u>(24,121.91)</u>
Income Tax Expense	9 <a href="#">Pg12</a>	(2,593.33)	(2,681.49)
<b>Benefits accrued as a result of operations</b>		<u>9,290.74</u>	<u>(21,440.42)</u>

**SOUFLE SUPERFUND**

**Investment Summary Report**

As at 30 June 2023

Investment	Units	Market Price	Market Value	Average Cost	Accounting Cost	Unrealised Gain/(Loss)	Gain/(Loss)%	Portfolio Weight%	
<b>Cash/Bank Accounts</b>									
Commonwealth Bank alc 12460780		37,647.920000	37,647.92	Pg8 37,647.92	37,647.92			30.20 %	
			<b>37,647.92</b>		<b>37,647.92</b>			<b>30.20 %</b>	
<b>Shares in Listed Companies (Australian)</b>									
BHP.AX	BHP Group Limited	1,000.00	44.990000	44,990.00	47.78	47,779.22	(2,789.22)	(5.84) %	36.09 %
BOL.AX	Boom Logistics Limited	3,000.00	0.115000	345.00	2.99	8,961.90	(8,616.90)	(96.15) %	0.28 %
BRU.AX	Buru Energy Limited	26,335.00	0.084000	2,212.14	0.57	15,117.36	(12,905.22)	(85.37) %	1.77 %
COB.AX	Cobalt Blue Holdings Limited	20,000.00	0.265000	5,300.00	0.81	16,231.90	(10,931.90)	(67.35) %	4.25 %
LVT.AX	Livetiles Limited	20,000.00	0.011000	220.00	0.39	7,821.90	(7,601.90)	(97.19) %	0.18 %
PLS.AX	Pilbara Minerals Limited	5,600.00	4.890000	27,384.00	4.77	26,689.94	694.06	2.60 %	21.97 %
VUK.AX	Virgin Money Uk Plc	125.00	2.850000	356.25	4.01	501.25	(145.00)	(28.93) %	0.29 %
WDS.AX	Woodside Energy Group Ltd	180.00	34.440000	6,199.20	29.76	5,356.80	842.40	15.73 %	4.97 %
				<b>87,006.59</b>		<b>128,460.27</b>	<b>(41,453.68)</b>	<b>(32.27) %</b>	<b>69.80 %</b>
			<b>124,654.51</b>		<b>166,108.19</b>	<b>(41,453.68)</b>	<b>(24.96) %</b>	<b>100.00 %</b>	



041

THE TRUSTEES  
 UNIT 2702 220 THE ESPLANADE  
 BURLEIGH HEADS QLD 4220

**Account Number** 06 2000 12460780

**Statement Period** 1 Jul 2022 - 31 Dec 2022

**Closing Balance** \$21,553.01 CR

**Enquiries** 13 1998  
 (24 hours a day, 7 days a week)

## Direct Investment Account

If this account has an attached overdraft limit or facility and we send you a statement every 4 or 6 months, we will update your statement preference to every 3 months as part of changes made to the new Banking Code of Practice from 1 July 2019.

The Commonwealth Direct Investment Account is the preferred cash account for CommSec investors. You will receive discounted brokerage when you link your CDIA to a CommSec Trading Account, and enjoy the convenience of managing your funds through NetBank and the CommBank app.

**Name:** FAY MARGARET HASTINGS AND  
 SUSAN LOXTON IN TRUST FOR  
 SOUFLE SUPER FUND


**Note:** Have you checked your statement today? It's easy to find out more information about each of your transactions by logging on to the CommBank App or NetBank. Should you have any questions on fees or see an error please contact us on the details above. Cheque proceeds are available when cleared.

The date of transactions shown here may be different on your other transaction lists (for example, the transaction list that appears on the CommBank app).

Date	Transaction	Debit	Credit	Balance
01 Jul	2022 OPENING BALANCE			\$23,772.93 CR
01 Jul	Credit Interest		0.23	\$23,773.16 CR
01 Aug	Credit Interest		2.31	\$23,775.47 CR
01 Sep	Credit Interest		7.59	\$23,783.06 CR
06 Sep	Direct Debit 062934 COMMSEC SECURITI COMMSEC	23,569.27		\$213.79 CR
23 Sep	Direct Credit 458106 BHP GROUP DIV AF386/00315531		2,551.84	\$2,765.63 CR
01 Oct	Credit Interest		1.79	\$2,767.42 CR
06 Oct	Direct Credit 458106 WOODSIDE INT22/00771722		287.92	\$3,055.34 CR
28 Oct	Direct Credit 498528 PPT PAYMENT 001285357535		843.90	\$3,899.24 CR
07 Nov	Direct Credit 062895 COMMONWEALTH SEC COMMSEC		25,180.40	\$29,079.64 CR
22 Nov	Direct Debit 062934 COMMSEC SECURITI COMMSEC	26,689.94		\$2,389.70 CR
30 Nov	Transfer to other Bank NetBank TW Accounting	1,188.00		\$1,201.70 CR



\*# 6739.21458.1.2 ZZ258R3 0303AR.R3.S132.D365.L V06.00.35



Date	Transaction	Debit	Credit	Balance														
30 Nov	Transfer to other Bank NetBank EBWA Auditors	660.00		\$541.70 CR														
01 Dec	Credit Interest		11.31	\$553.01 CR														
23 Dec	DEPOSIT CASH \$0.00 CHEQUE \$21000.00 Branch STOCKLAND BURLEIGH		21,000.00	\$21,553.01 CR														
31 Dec	2022 CLOSING BALANCE			\$21,553.01 CR														
<table border="0" style="width: 100%;"> <tr> <td style="text-align: right;"><b>Opening balance</b></td> <td style="text-align: center;">-</td> <td style="text-align: right;"><b>Total debits</b></td> <td style="text-align: center;">+</td> <td style="text-align: right;"><b>Total credits</b></td> <td style="text-align: center;">=</td> <td style="text-align: right;"><b>Closing balance</b></td> </tr> <tr> <td style="text-align: right;">\$23,772.93 CR</td> <td></td> <td style="text-align: right;">\$52,107.21</td> <td></td> <td style="text-align: right;">\$49,887.29</td> <td></td> <td style="text-align: right;">\$21,553.01 CR</td> </tr> </table>					<b>Opening balance</b>	-	<b>Total debits</b>	+	<b>Total credits</b>	=	<b>Closing balance</b>	\$23,772.93 CR		\$52,107.21		\$49,887.29		\$21,553.01 CR
<b>Opening balance</b>	-	<b>Total debits</b>	+	<b>Total credits</b>	=	<b>Closing balance</b>												
\$23,772.93 CR		\$52,107.21		\$49,887.29		\$21,553.01 CR												

### Your Credit Interest Rate Summary

Date	Balance	Standard Credit Interest Rate (p.a.)
31 Dec	Less than \$10,000.00	0.00%
	\$10,000.00 - \$19,999.99	0.70%
	\$20,000.00 - \$49,999.99	1.00%
	\$50,000.00 - \$99,999.99	1.20%
	\$100,000.00 - \$249,999.99	1.60%
	\$250,000.00 - \$499,999.99	2.00%
	\$500,000.00 and over	2.15%

Note. Interest rates are effective as at the date shown but are subject to change.

### Important Information:

We try to get things right the first time – but if we don't, we'll do what we can to fix it.  
 You can fix most problems simply by contacting us.  
 Write to: CBA Group Customer Relations, Reply Paid 41, Sydney NSW 2001  
 Tell us online: [commbank.com.au/support/compliments-and-complaints.html](http://commbank.com.au/support/compliments-and-complaints.html)  
 Call: 1800 805 605 (free call)

You can also contact the Australian Financial Complaints Authority, AFCA, an independent external dispute resolution body approved by ASIC - time limits may apply, visit AFCA, [afca.org.au](http://afca.org.au), website for more information.  
 Write to: Australian Financial Complaints Authority, GPO Box 3, Melbourne VIC 3001  
 Email: [info@afca.org.au](mailto:info@afca.org.au)  
 Call: 1800 931 678, free call Monday to Friday 9am– 5pm, AEST



Account Number 06 2000 12460780

Statement Period 1 Jan 2023 - 30 Jun 2023

Closing Balance \$37,647.92 CR

Enquiries 13 1998  
 (24 hours a day, 7 days a week)



041

THE TRUSTEES  
 UNIT 2702 220 THE ESPLANADE  
 BURLEIGH HEADS QLD 4220

## Direct Investment Account

If this account has an attached overdraft limit or facility and we send you a statement every 4 or 6 months, we will update your statement preference to every 3 months as part of changes made to the new Banking Code of Practice from 1 July 2019.

The Commonwealth Direct Investment Account is the preferred cash account for CommSec investors. You will receive discounted brokerage when you link your CDIA to a CommSec Trading Account, and enjoy the convenience of managing your funds through NetBank and the CommBank app.

Name: FAY MARGARET HASTINGS AND  
 SUSAN LOXTON IN TRUST FOR  
 SOUFLE SUPER FUND

Note: Have you checked your statement today? It's easy to find out more information about each of your transactions by logging on to the CommBank App or NetBank. Should you have any questions on fees or see an error please contact us on the details above. Cheque proceeds are available when cleared.


The date of transactions shown here may be different on your other transaction lists (for example, the transaction list that appears on the CommBank app).

Date	Transaction	Debit	Credit	Balance
01 Jan	2023 OPENING BALANCE			\$21,553.01 CR
01 Jan	Credit Interest		5.31	\$21,558.32 CR
01 Feb	Credit Interest		18.31	\$21,576.63 CR
09 Feb	Direct Credit 012721 ATO ATO003000017740233		2,422.49	\$23,999.12 CR
01 Mar	Credit Interest		18.21	\$24,017.33 CR
24 Mar	Direct Credit 458106 PLS PAYMENT MAR23/00816339		616.00	\$24,633.33 CR
30 Mar	Direct Credit 458106 BHP GROUP DIV AI387/00310987		1,363.64	\$25,996.97 CR
01 Apr	Credit Interest		23.68	\$26,020.65 CR
03 Apr	DEPOSIT CASH \$0.00 CHEQUE \$16.31 Branch PACIFIC FAIR BROADBEACH		16.31	\$26,036.96 CR
05 Apr	Direct Credit 458106 WOODSIDE FIN22/00785399		387.79	\$26,424.75 CR
06 Apr	Direct Credit 062895 COMMONWEALTH SEC COMMSEC		14,093.10	\$40,517.85 CR
01 May	Credit Interest		37.59	\$40,555.44 CR
12 May	Transfer to xx7370 NetBank Annual Pension	2,950.00		\$37,605.44 CR



Account Number

06 2000 12460780



Date	Transaction	Debit	Credit	Balance
01 Jun	Credit Interest		42.48	\$37,647.92 CR
30 Jun 2023	CLOSING BALANCE			\$37,647.92 CR

Opening balance	-	Total debits	+	Total credits	=	Closing balance
\$21,553.01 CR		\$2,950.00		\$19,044.91		\$37,647.92 CR

### Your Credit Interest Rate Summary

Date	Balance	Standard Credit Interest Rate (p.a.)
30 Jun	Less than \$10,000.00	0.35%
	\$10,000.00 - \$19,999.99	1.25%
	\$20,000.00 - \$49,999.99	1.45%
	\$50,000.00 - \$99,999.99	1.85%
	\$100,000.00 - \$249,999.99	2.40%
	\$250,000.00 - \$499,999.99	2.70%
	\$500,000.00 and over	3.00%

Note. Interest rates are effective as at the date shown but are subject to change.

### Important Information:

We try to get things right the first time – but if we don't, we'll do what we can to fix it.

You can fix most problems simply by contacting us.

Write to: CBA Group Customer Relations, Reply Paid 41, Sydney NSW 2001

Tell us online: [commbank.com.au/support/compliments-and-complaints.html](http://commbank.com.au/support/compliments-and-complaints.html)

Call: 1800 805 605 (free call)

You can also contact the Australian Financial Complaints Authority, AFCA, an independent external dispute resolution body approved by ASIC - time limits may apply, visit AFCA, [afca.org.au](http://afca.org.au), website for more information.

Write to: Australian Financial Complaints Authority, GPO Box 3, Melbourne VIC 3001

Email: [info@afca.org.au](mailto:info@afca.org.au)

Call: 1800 931 678, free call Monday to Friday 9am– 5pm, AEST



# Portfolio Valuation



30 JUNE 2023

SHARES - 2301083 - HIN 46015410

MS FAY MARGARET HASTINGS + MS SUSAN LOXTON <SOUFLE SUPER FUND A/C>

Portfolio	Units	Unit Price	Portfolio Value	% of Portfolio
BHP - BHP GROUP LIMITED FPO (ORDINARY FULLY PAID)	1,000	\$44.9900	\$44,990.00	36.09%
BOL - BOOM LOGISTICS FPO (ORDINARY FULLY PAID)	3,000	\$0.1150	\$345.00	0.28%
BRU - BURU ENERGY FPO (ORDINARY FULLY PAID)	26,335	\$0.0840	\$2,212.14	1.77%
COB - COBALT BLUE LTD FPO (ORDINARY FULLY PAID)	20,000	\$0.2650	\$5,300.00	4.25%
LVT - LIVETILES LIMITED FPO (ORDINARY FULLY PAID)	20,000	\$0.0110	\$220.00	0.18%
PLS - PILBARA MIN LTD FPO (ORDINARY FULLY PAID)	5,600	\$4.8900	\$27,384.00	21.97%
VUK - VIRGIN MONEY UK PLC CDI 1:1 (CDI 1:1 FOREIGN EXEMPT LSE)	125	\$2.8500	\$356.25	0.29%
WDS - WOODSIDE ENERGY FPO (ORDINARY FULLY PAID)	180	\$34.4400	\$6,199.20	4.97%
		<b>Sub Total</b>	<b>\$87,006.59</b>	<b>69.80%</b>
<b>Cash Accounts</b>			<b>Portfolio Value</b>	<b>% of Portfolio</b>
CDIA - 06200012460780			\$37,647.92	30.20%
<b>TOTAL</b>			<b>\$124,654.51</b>	<b>100.00%</b>

**SOUFLE SUPERFUND****Detailed Purchase and Disposal Report**

For The Period 01 July 2022 - 30 June 2023

<b>Transaction Date</b>	<b>Description</b>	<b>Units</b>	<b>Unit Price \$</b>	<b>Amount \$</b>
<b>Shares in Listed Companies (Australian) (77600)</b>				
<u>Mincor Resources NI (MCR.AX)</u>				
06/04/2023	Direct Credit 062895 COMMCNWEALTH SEC COMMSEC	(10,000.00)	2.41	(24,131.90)
		(10,000.00)		(24,131.90)
<u>Nearmap Ltd (NEA.AX)</u>				
23/12/2022	DEPOSIT CASH \$0.00 CHEQUE \$21000.00 Branch STOCKLAND BUFILEIGH [NEA.AX merger / takeover as at 15/12/2022]	(10,000.00)	2.77	(27,735.19)
		(10,000.00)		(27,735.19)
<u>Pilbara Minerals Limited (PLS.AX)</u>				
22/11/2022	Direct Debit 082934 COMMSEC SECUFHTI COMMSEC	5,600.00	4.77	26,689.94
		5,600.00		26,689.94
<u>Perpetual Limited (PPT.AX)</u>				
02/09/2022	Sale - PPT - Perpetual Ltd FPO	(130.00)	27.04	(3,515.77)
06/09/2022	Direct Debit 082934 COMMSEC SECUFHTI COMMSEC	1,000.00	27.04	27,044.37
07/11/2022	Direct Credit 082895 COMMONWEALTH SEC COMMSEC	(870.00)	27.04	(23,528.60)
		0.00		0.00

# Transaction Summary

1 JULY 2022 - 30 JUNE 2023



MS FAY MARGARET HASTINGS + MS SUSAN  
LOXTON <SOUFLE SUPER FUND A/C>

SHARES - 2301083 - HIN 46015410

Total Buys and Sells	2022 - 2023 Financial Year
Total Buys (inc. Brokerage + GST)	\$53,734.31
Total Sells (inc. Brokerage + GST)	\$42,748.60

MCR - MINCOR RESOURCES NL FPO (ORDINARY FULLY PAID)								
Date	Type	Quantity	Unit Price	Trade Value	Brokerage+GST	GST	CNote	Total Value
04-Apr-2023	Sell	-10,000	\$1.4125	-\$14,125.00	\$31.90	\$2.90	142067741	-\$14,093.10
<b>Sub Total</b>					<b>\$31.90</b>	<b>\$2.90</b>		<b>-\$14,093.10</b>

PLS - PILBARA MIN LTD FPO (ORDINARY FULLY PAID)								
Date	Type	Quantity	Unit Price	Trade Value	Brokerage+GST	GST	CNote	Total Value
18-Nov-2022	Buy	5,600	\$4.7600	\$26,656.00	\$33.94	\$3.09	138830002	\$26,689.94
<b>Sub Total</b>					<b>\$33.94</b>	<b>\$3.09</b>		<b>\$26,689.94</b>

PPT - PERPETUAL LIMITED FPO (ORDINARY FULLY PAID)								
Date	Type	Quantity	Unit Price	Trade Value	Brokerage+GST	GST	CNote	Total Value
03-Nov-2022	Sell	-870	\$28.9800	-\$25,212.60	\$32.20	\$2.93	138368113	-\$25,180.40
02-Sep-2022	Buy	1,000	\$27.0100	\$27,010.00	\$34.37	\$3.13	136671123	\$27,044.37
02-Sep-2022	Sell	-130	\$26.9000	-\$3,497.00	\$21.90	\$1.99	136685572	-\$3,475.10
<b>Sub Total</b>					<b>\$88.47</b>	<b>\$8.05</b>		<b>-\$1,611.13</b>

**SOUFLE SUPERFUND****Statement of Taxable Income**

For the year ended 30 June 2023

		<b>2023</b>
		<b>\$</b>
Benefits accrued as a result of operations	Pg3	6,697.41
<b>Less</b>		
Increase in MV of investments	Pg32	20,681.06
Exempt current pension income		8,828.00
Realised Accounting Capital Gains	Pg32	(15,162.86)
		<u>14,346.20</u>
<b>Add</b>		
SMSF non deductible expenses		2,107.00
Pension Payments	Pg38	2,950.00
Franking Credits	Pg18	2,593.33
		<u>7,650.33</u>
SMSF Annual Return Rounding		(1.54)
<b>Taxable Income or Loss</b>		<u>0.00</u>
Income Tax on Taxable Income or Loss		0.00
<b>Less</b>		
Franking Credits	Pg18	2,593.33
		<u>(2,593.33)</u>
<b>CURRENT TAX OR REFUND</b>		<u>(2,593.33)</u>
Supervisory Levy		259.00
<b>AMOUNT DUE OR REFUNDABLE</b>		<u>(2,334.33)</u>

Tax Position @30/06/2023: \$2,593.33 (\$2,334.33 + \$259)



## Income tax 551

---

<b>Date generated</b>	10 October 2023
<b>Overdue</b>	\$0.00
<b>Not yet due</b>	\$0.00
<b>Balance</b>	\$0.00

## Transactions

---

4 results found - from **01 June 2021** to **10 October 2023** sorted by **processed date** ordered **oldest to newest**

<b>Processed date</b>	<b>Effective date</b>	<b>Description</b>	<b>Debit (DR)</b>	<b>Credit (CR)</b>	<b>Balance</b>
7 Dec 2021	7 Dec 2021	Tax return Self Man Superfund - Income Tax for the period from 01 Jul 20 to 30 Jun 21		\$126.72	\$126.72 CR
7 Dec 2021	10 Dec 2021	EFT refund for Income Tax for the period from 01 Jul 20 to 30 Jun 21	\$126.72		\$0.00
6 Feb 2023	6 Feb 2023	Tax return Self Man Superfund - Income Tax for the period from 01 Jul 21 to 30 Jun 22		\$2,422.49	\$2,422.49 CR
6 Feb 2023	9 Feb 2023	EFT refund for Income Tax for the period from 01 Jul 21 to 30 Jun 22	\$2,422.49		\$0.00

---



**Australian Government**  
**Australian Taxation Office**

**Agent** TW ACCOUNTING & BUSINESS  
SOLUTIONS PTY

**Client** SOUFLE SUPERFUND

**ABN** 84 360 362 490

**TFN** 867 127 186

## Activity statement 001

---

<b>Date generated</b>	10 October 2023
<b>Overdue</b>	\$0.00
<b>Not yet due</b>	\$0.00
<b>Balance</b>	\$0.00

## Transactions

---

**0** results found - from **01 June 2021** to **10 October 2023** sorted by **processed date** ordered **oldest to newest**

SOUFLE SUPERFUND

# Members Summary

As at 30 June 2023

Opening Balances	Increases				Decreases					Closing Balance	
	Contributions	Transfers In	Net Earnings	Insurance Proceeds	Pensions Paid	Contributions Tax	Taxes Paid	Benefits Paid/ Transfers Out	Insurance Premiums		Member Expenses
<b>Faye Hastings (Age: 74)</b>											
HASFAY00008P - Account Based Pension - Tax Free: 100.00%											
117,957.10			12,240.74		2,950.00						127,247.84
<b>117,957.10</b>			<b>12,240.74</b>		<b>2,950.00</b>						<b>127,247.84</b>
<b>117,957.10</b>			<b>12,240.74</b>		<b>2,950.00</b>						<b>127,247.84</b>

# SOUFLE SUPERFUND

## Members Statement

Faye Hastings

### Your Details

Date of Birth : Provided  
 Age: 74  
 Tax File Number: Provided  
 Date Joined Fund: 30/06/2020  
 Service Period Start Date: 15/08/2007  
 Date Left Fund:  
 Member Code: HASFAY00008P  
 Account Start Date: 30/06/2020  
 Account Phase: Retirement Phase  
 Account Description: Account Based Pension

Nominated Beneficiaries: N/A  
 Nomination Type: N/A  
 Vested Benefits: 127,247.84  
 Total Death Benefit: 127,247.84

### Your Balance

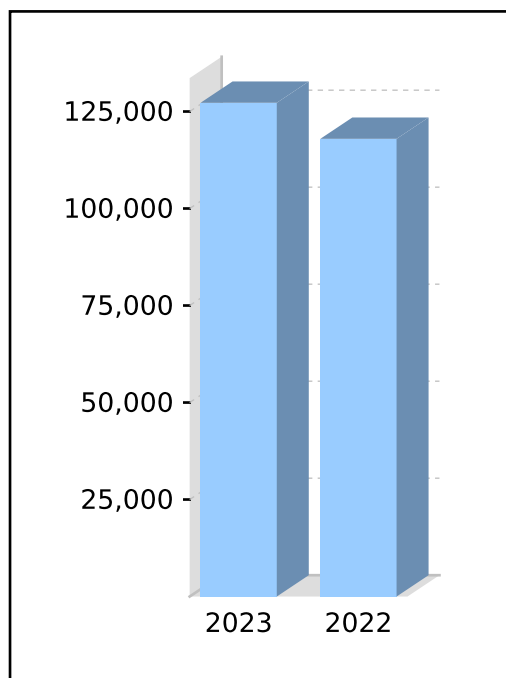
Total Benefits 127,247.84

#### Preservation Components

Preserved  
 Unrestricted Non Preserved 127,247.84  
 Restricted Non Preserved

#### Tax Components

Tax Free (100.00%) 127,247.84  
 Taxable  
 Investment Earnings Rate 10.41%



### Your Detailed Account Summary

	This Year	Last Year
Opening balance at 01/07/2022	117,957.10	139,397.52
<u>Increases to Member account during the period</u>		
Employer Contributions		
Personal Contributions (Concessional)		
Personal Contributions (Non Concessional)		
Government Co-Contributions		
Other Contributions		
Proceeds of Insurance Policies		
Transfers In		
Net Earnings	12,240.74	(14,470.42)
Internal Transfer In		
<u>Decreases to Member account during the period</u>		
Pensions Paid	2,950.00	6,970.00
Contributions Tax		
Income Tax		
No TFN Excess Contributions Tax		
Excess Contributions Tax		
Refund Excess Contributions		
Division 293 Tax		
Insurance Policy Premiums Paid		
Management Fees		
Member Expenses		
Benefits Paid/Transfers Out		
Superannuation Surcharge Tax		
Internal Transfer Out		
Closing balance at 30/06/2023	127,247.84	117,957.10



**SOUFLE SUPERFUND**

**Dividend Reconciliation Report**

For The Period 01 July 2022 - 30 June 2023

Date	Net Payment Received	Australian Income			Foreign Income			Withheld		
		Unfranked	Franked	Franking Credits	Foreign Income	Foreign Credits	NZ Credits	TFN Withheld	Non-Resident	LIC Deduction
<b>Shares in Listed Companies (Australian)</b>										
BHP.AX BHP Group Limited										
23/09/2022	2,551.84	0.00	2,551.84	1,093.65						
30/03/2023	1,363.64	0.00	1,363.64	584.42						
	3,915.48	0.00	3,915.48	1,678.07						
PLS.AX Pilbara Minerals Limited										
24/03/2023	616.00	0.00	616.00	264.00						
	616.00	0.00	616.00	264.00						
PPT.AX Perpetual Limited										
28/10/2022	843.90	0.00	843.90	361.67						
	843.90	0.00	843.90	361.67						
VUK.AX Virgin Money Uk Plc										
03/04/2023	16.31	16.31								
	16.31	16.31								
WDS.AX Woodside Energy Group Ltd										
06/10/2022	287.92	0.00	287.92	123.39						
05/04/2023	387.79	0.00	387.79	166.20						

**SOUFLE SUPERFUND**

**Dividend Reconciliation Report**

For The Period 01 July 2022 - 30 June 2023

Date	Net Payment Received	Australian Income			Foreign Income			Withheld		
		Unfranked	Franked	Franking Credits	Foreign Income	Foreign Credits	NZ Credits	TFN Withheld	Non-Resident	LIC Deduction
	675.71	0.00	675.71	289.59						
	<b>6,067.40</b>	<b>16.31</b>	<b>6,051.09</b>	<b>2,593.33</b>						
<b>TOTAL</b>	<b>6,067.40</b>	<b>16.31</b>	<b>6,051.09</b>	<b>2,593.33</b>						

Tax Return Reconciliation

	Totals	Tax Return Label
Unfranked	16.31	J
Franked Dividends	6,051.09	K
<b>Franking Credits</b>	<b>2,593.33</b>	L



BHP Group Limited  
ABN 49 004 028 077

169970 041 BHP



MS FAY MARGARET HASTINGS &  
MS SUSAN LOXTON  
<SOUFLE SUPER FUND A/C>  
UNIT 2702  
220 THE ESPLANADE  
BURLEIGH HEADS QLD 4220

\$3,915.48 (\$2,551.84 + \$1,363.64 - Pg21)

## Update Your Details:



[www.computershare.com.au/investor](http://www.computershare.com.au/investor)



(within Australia) 1300 656 780  
(outside Australia) +61 3 9415 4020



Computershare Investor Services Pty Limited  
GPO Box 2975 Melbourne  
Victoria 3001 Australia

## Your Shareholding

SHARE CLASS	HOLDER NUMBER
Ordinary Shares	HIN WITHHELD
TFN/ABN STATUS	DIRECT CREDIT REF NO
Quoted	315531
RECORD DATE	PAYMENT DATE
2 September 2022	22 September 2022

You must keep this document for your tax records.

## BHP Group Limited Shares

### FY2022 Final Dividend Payment - Dividend Statement & Direct Credit Advice

The statement below represents your final dividend for the full year ended 30 June 2022. This dividend is paid at the rate of US\$1.75 (equivalent to A\$2.55183878) per share on your holding of fully paid ordinary shares, registered in your name and entitled to participate as at the Record Date. This dividend has been franked in Australia at a rate of 100% and the company tax rate used to determine the franking credit is 30%. All amounts are in Australian dollars, except where indicated.

Amount per Security	Number of Securities	Franked Amount	Unfranked Amount	Gross Payment
A\$2.55183878	1,000	A\$2,551.84	A\$0.00	A\$2,551.84
<b>Net Payment</b>				<b>A\$2,551.84</b>
Australian Franking Credit				A\$1,093.65

## Your Payment Instruction

COMMONWEALTH BANK OF AUSTRALIA  
BSB: 062-000  
Account Number: XXXXXX80

Amount Deposited

**A\$2,551.84**

If payment cannot be made to the above instruction, you will be issued with a cheque in the same currency as the Amount Deposited.



To start receiving your statements online simply visit [www.computershare.com.au/easyupdate/bhp](http://www.computershare.com.au/easyupdate/bhp)



BHP Group Limited  
ABN 49 004 028 077

164364 041 BHP



MS FAY MARGARET HASTINGS &  
MS SUSAN LOXTON  
<SOUFLE SUPER FUND A/C>  
UNIT 2702  
220 THE ESPLANADE  
BURLEIGH HEADS QLD 4220

## Update Your Details:



[www.computershare.com.au/investor](http://www.computershare.com.au/investor)



(within Australia) 1300 656 780  
(outside Australia) +61 3 9415 4020



Computershare Investor Services Pty Limited  
GPO Box 2975 Melbourne  
Victoria 3001 Australia

## Your Shareholding

SHARE CLASS	HOLDER NUMBER
Ordinary Shares	HIN WITHHELD
TFN/ABN STATUS	DIRECT CREDIT REF NO
Quoted	310987
RECORD DATE	PAYMENT DATE
10 March 2023	30 March 2023

You must keep this document for your tax records.

## BHP Group Limited Shares

### FY2023 Interim Dividend Payment - Dividend Statement & Direct Credit Advice

The statement below represents your interim dividend for the half year ended 31 December 2022. This dividend is paid at the rate of 90 US cents (equivalent to A\$1.36363636) per share on your holding of fully paid ordinary shares, registered in your name and entitled to participate as at the Record Date. This dividend has been franked in Australia at a rate of 100% and the company tax rate used to determine the franking credit is 30%. All amounts are in Australian dollars, except where indicated.

Amount per Security	Number of Securities	Franked Amount	Unfranked Amount	Gross Payment
A\$1.36363636	1,000	A\$1,363.64	A\$0.00	A\$1,363.64
<b>Net Payment</b>				<b>A\$1,363.64</b>
Australian Franking Credit				A\$584.42

## Your Payment Instruction

COMMONWEALTH BANK OF AUSTRALIA  
BSB: 062-000  
Account Number: XXXXXX80

Amount Deposited

**A\$1,363.64**

If payment cannot be made to the above instruction, you will be issued with a cheque in the same currency as the Amount Deposited.



To start receiving your statements online simply visit [www.computershare.com.au/easyupdate/bhp](http://www.computershare.com.au/easyupdate/bhp)



# Pilbara Minerals

Powering a sustainable energy future

Pilbara Minerals Limited  
ABN 95 112 425 788

027714 041 PLS



MS FAY MARGARET HASTINGS &  
MS SUSAN LOXTON  
<SOUFLE SUPER FUND A/C>  
UNIT 2702  
220 THE ESPLANADE  
BURLEIGH HEADS QLD 4220

## Update your information:



**Online:**

[www.computershare.com.au/easyupdate/PLS](http://www.computershare.com.au/easyupdate/PLS)



**By Mail:**

Computershare Investor Services Pty Limited  
GPO Box 2975 Melbourne  
Victoria 3001 Australia

## Enquiries:

(within Australia) 1300 850 505  
(international) +61 3 9415 4000

## Holder Identification Number (HIN)

**HIN WITHHELD**

ASX Code	PLS
TFN/ABN Status	Not Quoted
Record Date	3 March 2023
Payment Date	24 March 2023
Direct Credit Reference No.	816339

## 2023 Interim Dividend

Dear Securityholder,

This payment represents an interim dividend of 11 cents per share for the half year ended 31 December 2022. This dividend is paid on the shares registered in your name and entitled to participate as at the record date of 3 March 2023. This payment is 100% franked at the corporate tax rate of 30%.

### Help us be sustainable:

Pilbara Minerals Limited encourages electronic management of your share investment. Register at [www.computershare.com.au/easyupdate/pls](http://www.computershare.com.au/easyupdate/pls) to receive your statements electronically or update your TFN, bank account and other details online.

Class Description	Amount per Security	Number of Securities	Franked Amount	Unfranked Amount	Gross Payment
Ordinary Shares	11 cents	5,600	\$616.00	\$0.00	\$616.00
<b>Net Payment</b>					<b>\$616.00</b>
Franking Credit					\$264.00

**Note:** You should retain this statement to assist you in preparing your tax return.

## Your Payment Instruction

COMMONWEALTH BANK OF AUSTRALIA  
BSB: 062-000 Account number: XXXXXX80

<b>Amount Deposited</b>
<b>AUD\$616.00</b>



010039 000 VUK



MS FAY MARGARET HASTINGS &  
MS SUSAN LOXTON  
<SOUFLE SUPER FUND A/C>  
UNIT 2702  
220 THE ESPLANADE  
BURLEIGH HEADS QLD 4220

## Update your information:



**Online:**  
[www.computershare.com.au/easyupdate/VUK](http://www.computershare.com.au/easyupdate/VUK)



**By Mail:**  
Computershare Investor Services Pty Limited  
GPO Box 2975 Melbourne  
Victoria 3001 Australia

## Enquiries:

(within Australia) 1800 764 308  
(international) +61 3 9415 4142

## Holder Identification Number (HIN)

**HIN WITHHELD**

ASX Code	VUK
TFN/ABN Status	Not Required
Record Date	10 February 2023
Payment Date	15 March 2023
Cheque Number	83296

## Final Dividend

Dear CDI holder,

The details below represent payment of the final dividend of GBP£0.075 per Chess Depositary Interest (CDI) for the year ended 30 September 2022, payable on 15 March 2023, on the undermentioned holding of CDIs registered in your name on 10 February 2023.

### UPDATE YOUR PAYMENT INSTRUCTIONS

We strongly encourage shareholders to update their payment details so that dividend payments can be made by direct credit to a nominated bank or financial institution account.

Please go to [www.computershare.com.au/easyupdate/VUK](http://www.computershare.com.au/easyupdate/VUK) to update your details online.


Class Description	Amount per CDI (GBP)	Number of CDIs	Gross Payment (GBP)
VUK CDIs	£0.075	125	£9.38
			Less non resident withholding tax
			£0.00
			<b>Net Payment (GBP£)</b>
			<b>£9.38</b>
			<b>Net Payment (AUD\$)</b>
			<b>\$16.31</b>

The UK Pound Sterling conversion rate to Australian Dollar as at 11:00am (GMT) on 13 February 2023 was GBP£1.00 = AUD\$1.7388

**Note 1:** You should retain this statement to assist you in preparing your tax return.

**Note 2:** If you require your payment to be re-issued, you may be charged an administrative fee which will be deducted from your payment.

**PLEASE BANK THIS CHEQUE PROMPTLY**



197691 041 WDS



MS FAY MARGARET HASTINGS &  
MS SUSAN LOXTON  
<SOUFLE SUPER FUND A/C>  
UNIT 2702  
220 THE ESPLANADE  
BURLEIGH HEADS QLD 4220

\$675.71 (\$287.92 + \$387.79 - Pg26)

## Update Your Information:

[www.investorcentre.com/wds](http://www.investorcentre.com/wds)



Computershare Investor Services Pty Limited  
GPO Box 2975 Melbourne  
Victoria 3001 Australia



1300 558 507 (within Australia)  
+61 3 9415 4632 (outside Australia)



## Holder Identification Number (HIN)

HIN WITHHELD

ASX Code	WDS
TFN/ABN Status	Quoted
Record Date	9 September 2022
Payment Date	6 October 2022
Direct Credit Reference No.	771722

## DIVIDEND STATEMENT

The statement below represents your interim dividend for the half year ended 30 June 2022. This dividend is paid at the rate of US\$1.09 (equivalent to A\$1.59953041) per share on your holding of fully paid ordinary shares, registered in your name and eligible as at the record date 9 September 2022.

This dividend is fully franked (100%) at the tax rate of 30%.

Class Description	Amount per Security	Number of Securities	Franked Amount	Unfranked Amount	Total Payment
Ordinary Shares	A\$1.59953041	180	A\$287.92	A\$0.00	A\$287.92
			<b>Net Payment</b>		<b>A\$287.92</b>
			Australian Franking Credit		A\$123.39

### PLEASE CONSIDER RECEIVING ONLINE SHAREHOLDER COMMUNICATIONS

Shareholders who receive online communications enjoy the benefits of quick and convenient communications including notifications of company results. Online communications help reduce the significant costs of paper and postage. See reverse for how to update your communication preferences.

#### Important Notes:

1. You should retain this statement to assist you in preparing your tax return.
2. If you require a replacement payment for any of your dividend payments, you may be charged a fee to cover the costs to reissue such payments.


## YOUR PAYMENT INSTRUCTION

COMMONWEALTH BANK OF AUSTRALIA  
BSB: 062-000 Account number: XXXXXX80

**Amount Deposited**  
**A\$287.92**

If payment cannot be made to the above account, the dividend amount will be withheld pending receipt of your valid direct credit instructions.





192712 041 WDS



MS FAY MARGARET HASTINGS &  
MS SUSAN LOXTON  
<SOUFLE SUPER FUND A/C>  
UNIT 2702  
220 THE ESPLANADE  
BURLEIGH HEADS QLD 4220

## Update Your Information:

[www.investorcentre.com/wds](http://www.investorcentre.com/wds)



Computershare Investor Services Pty Limited  
GPO Box 2975 Melbourne  
Victoria 3001 Australia



1300 558 507 (within Australia)  
+61 3 9415 4632 (outside Australia)



## Holder Identification Number (HIN)

HIN WITHHELD

ASX Code	WDS
TFN/ABN Status	Quoted
Record Date	9 March 2023
Payment Date	5 April 2023
Direct Credit Reference No.	785399

## DIVIDEND STATEMENT

The statement below represents your final dividend for the full year ended 31 December 2022. This dividend is paid at the rate of US\$1.44 (equivalent to A\$2.15439856) per share on your holding of fully paid ordinary shares, registered in your name and eligible as at the record date 9 March 2023.

This dividend is fully franked (100%) at the tax rate of 30%.

Class Description	Amount per Security	Number of Securities	Franked Amount	Unfranked Amount	Total Payment
Ordinary Shares	A\$2.15439856	180	A\$387.79	A\$0.00	A\$387.79
<b>Net Payment</b>					<b>A\$387.79</b>
Australian Franking Credit					A\$166.20

### PLEASE CONSIDER RECEIVING ONLINE SHAREHOLDER COMMUNICATIONS

Shareholders who receive online communications enjoy the benefits of quick and convenient communications including notifications of company results. Online communications are fast, secure and environmentally friendly. To make the switch, or to update your securityholder information, please see reverse of this advice.

#### Important Notes:

1. You should retain this statement to assist you in preparing your tax return.
2. If you require a replacement payment for any of your dividend payments, you may be charged a fee to cover the costs to reissue such payments.

## YOUR PAYMENT INSTRUCTION

COMMONWEALTH BANK OF AUSTRALIA  
BSB: 062-000 Account number: XXXXXX80

**Amount Deposited**  
**A\$387.79**

If payment cannot be made to the above account, the dividend amount will be withheld pending receipt of your valid direct credit instructions.

**SOUFLE SUPERFUND**

**Investment Income Comparison Report**

As at 30 June 2023

Investment	Ledger Data			ASX & UUT Data							
	Transaction Date	Income Amount	Franking Credit	Date Payable	Ex Div/Dist Date	Units On Hand	45 Day Qualified	Amount per share/unit	Estimated Income	Estimated Franking*	
<b>Reconciled</b>											
<b>Shares in Listed Companies (Australian)</b>											
BHP.AX	BHP Group Limited	23/09/2022	2,551.84	1,093.65	22/09/2022	01/09/2022	1,000.00	1,000.00	2.5518	2,551.84	1,093.64
BHP.AX	BHP Group Limited	30/03/2023	1,363.64	584.42	30/03/2023	09/03/2023	1,000.00	1,000.00	1.3636	1,363.64	584.41
PLS.AX	Pilbara Minerals Limited	24/03/2023	616.00	264.00	24/03/2023	02/03/2023	5,600.00	5,600.00	0.1100	616.00	264.00
PPT.AX	Perpetual Limited				30/09/2022	08/09/2022	870.00	870.00	0.9700	843.90	361.67
PPT.AX	Perpetual Limited	28/10/2022	843.90	361.67							
WDS.AX	Woodside Energy Group Ltd	06/10/2022	287.92	123.39	06/10/2022	08/09/2022	180.00	180.00	1.5995	287.92	123.39
WDS.AX	Woodside Energy Group Ltd	05/04/2023	387.79	166.20	05/04/2023	08/03/2023	180.00	180.00	2.1544	387.79	166.20
			<b>6,051.09</b>	<b>2,593.33</b>					<b>8.7494</b>	<b>6,051.08</b>	<b>2,593.31</b>
<b>Unreconciled</b>											
<b>Shares in Listed Companies (Australian)</b>											
VUK.AX	Virgin Money Uk Plc				15/03/2023	09/02/2023	125.00	125.00	0.1304	16.30	0.00
VUK.AX	Virgin Money Uk Plc	03/04/2023	16.31								
VUK.AX	Virgin Money Uk Plc				21/06/2023	18/05/2023	125.00	125.00	0.0618	7.73	0.00
			<b>16.31</b>						<b>0.1922</b>	<b>24.03</b>	<b>0.00</b>
			<b>6,067.40</b>	<b>2,593.33</b>					<b>8.9416</b>	<b>6,075.11</b>	<b>2,593.31</b>

\*Franking credit is estimated using 45 day qualified units. The estimation might not be accurate for preference shares and hedging arrangements.

**SOUFLE SUPERFUND**

# Interest Reconciliation Report

For The Period 01 July 2022 - 30 June 2023

Date	Payment Amount	Gross Interest	TFN Withheld	Foreign Income	Foreign Credits
<b>Bank Accounts</b>					
CBA0780 Commonwealth Bank alc 12460780					
01/07/2022	0.23	0.23			
01/08/2022	2.31	2.31			
01/09/2022	7.59	7.59			
01/10/2022	1.79	1.79			
01/12/2022	11.31	11.31			
01/01/2023	5.31	5.31			
01/02/2023	18.31	18.31			
01/03/2023	18.21	18.21			
01/04/2023	23.68	23.68			
01/05/2023	37.59	37.59			
01/06/2023	42.48	42.48			
	168.81	168.81			
	<b>168.81</b>	<b>168.81</b>			
<b>TOTAL</b>	<b>168.81</b>	<b>168.81</b>			

**Tax Return Reconciliation**

	Totals	Tax Return Label
Gross Interest	168.81	11C

# Interest & Estimated Dividend Summary



1 JULY 2022 - 30 JUNE 2023

SHARES - 2301083 - HIN 46015410

MS FAY MARGARET HASTINGS + MS SUSAN LOXTON <SOUFLE SUPER FUND A/C>

## ESTIMATED DIVIDEND SUMMARY

### BHP - BHP GROUP LIMITED FPO (ORDINARY FULLY PAID)

Ex-div date	Payment Date	Type	Dividend per share	Units	Est. Unfranked Amount	Est. Franked Amount	Est. Total Dividend	Est. Franking Credit
09-Mar-2023	30-Mar-2023	Interim	\$1.3636	1,000	\$0.00	\$1,363.64	\$1,363.64	\$584.42
01-Sep-2022	22-Sep-2022	Final	\$2.5518	1,000	\$0.00	\$2,551.84	\$2,551.84	\$1,093.65
<b>Sub Total</b>					<b>\$0.00</b>	<b>\$3,915.48</b>	<b>\$3,915.48</b>	<b>\$1,678.07</b>

### PLS - PILBARA MIN LTD FPO (ORDINARY FULLY PAID)

Ex-div date	Payment Date	Type	Dividend per share	Units	Est. Unfranked Amount	Est. Franked Amount	Est. Total Dividend	Est. Franking Credit
02-Mar-2023	24-Mar-2023	Interim	\$0.1100	5,600	\$0.00	\$616.00	\$616.00	\$264.00
<b>Sub Total</b>					<b>\$0.00</b>	<b>\$616.00</b>	<b>\$616.00</b>	<b>\$264.00</b>

### PPT - PERPETUAL LIMITED FPO (ORDINARY FULLY PAID)

Ex-div date	Payment Date	Type	Dividend per share	Units	Est. Unfranked Amount	Est. Franked Amount	Est. Total Dividend	Est. Franking Credit
08-Sep-2022	30-Sep-2022	Final	\$0.9700	870	\$0.00	\$843.90	\$843.90	\$361.67
<b>Sub Total</b>					<b>\$0.00</b>	<b>\$843.90</b>	<b>\$843.90</b>	<b>\$361.67</b>

### VUK - VIRGIN MONEY UK PLC CDI 1:1 (CDI 1:1 FOREIGN EXEMPT LSE)

Ex-div date	Payment Date	Type	Dividend per share	Units	Est. Unfranked Amount	Est. Franked Amount	Est. Total Dividend	Est. Franking Credit
18-May-2023	21-Jun-2023	Interim	\$0.0618	125	\$7.73	\$0.00	\$7.73	\$0.00
09-Feb-2023	15-Mar-2023	Final	\$0.1304	125	\$16.30	\$0.00	\$16.30	\$0.00
<b>Sub Total</b>					<b>\$24.03</b>	<b>\$0.00</b>	<b>\$24.03</b>	<b>\$0.00</b>

### WDS - WOODSIDE ENERGY FPO (ORDINARY FULLY PAID)

Ex-div date	Payment Date	Type	Dividend per share	Units	Est. Unfranked Amount	Est. Franked Amount	Est. Total Dividend	Est. Franking Credit
08-Mar-2023	05-Apr-2023	Final	\$2.1544	180	\$0.00	\$387.79	\$387.79	\$166.20
08-Sep-2022	06-Oct-2022	Interim	\$1.5995	180	\$0.00	\$287.92	\$287.92	\$123.39
<b>Sub Total</b>					<b>\$0.00</b>	<b>\$675.71</b>	<b>\$675.71</b>	<b>\$289.59</b>
<b>TOTAL</b>					<b>\$24.03</b>	<b>\$6,051.09</b>	<b>\$6,075.12</b>	<b>\$2,593.33</b>

## ESTIMATED INTEREST RECEIVED

There are no transactions on this account.

**TOTAL** **\$0.00**

## INTEREST INCOME SUMMARY

Account	Interest
CDIA - 12460780	\$168.81
<b>TOTAL</b>	<b>\$168.81</b>

**SOUFLE SUPERFUND**

**Market Movement Report**

As at 30 June 2023

Investment	Date	Description	Unrealised				Realised			Total
			Units	Accounting Cost Movement	Market Movement	Depreciation	Balance	Consideration	Accounting Cost Base	
BHP.AX - BHP Group Limited										
	01/07/2022	Opening Balance	1,000.00	0.00	0.00	0.00	41,250.00	0.00	0.00	0.00
	30/09/2022	Revaluation	0.00	0.00	(3,080.00)	0.00	38,170.00	0.00	0.00	0.00
	31/10/2022	Revaluation	0.00	0.00	(690.00)	0.00	37,480.00	0.00	0.00	0.00
	30/11/2022	Revaluation	0.00	0.00	7,340.00	0.00	44,820.00	0.00	0.00	0.00
	31/12/2022	Revaluation	0.00	0.00	810.00	0.00	45,630.00	0.00	0.00	0.00
	31/01/2023	Revaluation	0.00	0.00	3,600.00	0.00	49,230.00	0.00	0.00	0.00
	28/02/2023	Revaluation	0.00	0.00	(4,680.00)	0.00	44,550.00	0.00	0.00	0.00
	31/03/2023	Revaluation	0.00	0.00	1,530.00	0.00	46,080.00	0.00	0.00	0.00
	30/06/2023	Revaluation	0.00	0.00	(1,090.00)	0.00	44,990.00	0.00	0.00	0.00
	<b>30/06/2023</b>		<b>1,000.00</b>	<b>0.00</b>	<b>3,740.00</b>	<b>0.00</b>	<b>44,990.00</b>	<b>0.00</b>	<b>0.00</b>	<b>0.00</b>
BOL.AX - Boom Logistics Limited										
	01/07/2022	Opening Balance	3,000.00	0.00	0.00	0.00	450.00	0.00	0.00	0.00
	30/09/2022	Revaluation	0.00	0.00	(30.00)	0.00	420.00	0.00	0.00	0.00
	31/10/2022	Revaluation	0.00	0.00	15.00	0.00	435.00	0.00	0.00	0.00
	30/11/2022	Revaluation	0.00	0.00	(15.00)	0.00	420.00	0.00	0.00	0.00
	31/12/2022	Revaluation	0.00	0.00	30.00	0.00	450.00	0.00	0.00	0.00
	31/01/2023	Revaluation	0.00	0.00	(15.00)	0.00	435.00	0.00	0.00	0.00
	31/03/2023	Revaluation	0.00	0.00	(15.00)	0.00	420.00	0.00	0.00	0.00
	30/06/2023	Revaluation	0.00	0.00	(75.00)	0.00	345.00	0.00	0.00	0.00
	<b>30/06/2023</b>		<b>3,000.00</b>	<b>0.00</b>	<b>(105.00)</b>	<b>0.00</b>	<b>345.00</b>	<b>0.00</b>	<b>0.00</b>	<b>0.00</b>
BRU.AX - Buru Energy Limited										
	01/07/2022	Opening Balance	26,335.00	0.00	0.00	0.00	3,555.23	0.00	0.00	0.00
	30/09/2022	Revaluation	0.00	0.00	(948.06)	0.00	2,607.17	0.00	0.00	0.00
	31/10/2022	Revaluation	0.00	0.00	(289.69)	0.00	2,317.48	0.00	0.00	0.00
	30/11/2022	Revaluation	0.00	0.00	711.05	0.00	3,028.53	0.00	0.00	0.00
	31/12/2022	Revaluation	0.00	0.00	(526.70)	0.00	2,501.83	0.00	0.00	0.00
	31/01/2023	Revaluation	0.00	0.00	263.35	0.00	2,765.18	0.00	0.00	0.00
	28/02/2023	Revaluation	0.00	0.00	395.02	0.00	3,160.20	0.00	0.00	0.00
	31/03/2023	Revaluation	0.00	0.00	(526.70)	0.00	2,633.50	0.00	0.00	0.00
	30/06/2023	Revaluation	0.00	0.00	(421.36)	0.00	2,212.14	0.00	0.00	0.00
	<b>30/06/2023</b>		<b>26,335.00</b>	<b>0.00</b>	<b>(1,343.09)</b>	<b>0.00</b>	<b>2,212.14</b>	<b>0.00</b>	<b>0.00</b>	<b>0.00</b>

SOUFLE SUPERFUND

Market Movement Report

As at 30 June 2023

Investment	Date	Description	Unrealised				Realised			Total
			Units	Accounting Cost Movement	Market Movement	Depreciation	Balance	Consideration	Accounting Cost Base	
COB.AX - Cobalt Blue Holdings Limited										
	01/07/2022	Opening Balance	20,000.00	0.00	0.00	0.00	12,400.00	0.00	0.00	0.00
	30/09/2022	Revaluation	0.00	0.00	1,600.00	0.00	14,000.00	0.00	0.00	0.00
	31/10/2022	Revaluation	0.00	0.00	(900.00)	0.00	13,100.00	0.00	0.00	0.00
	30/11/2022	Revaluation	0.00	0.00	(400.00)	0.00	12,700.00	0.00	0.00	0.00
	31/12/2022	Revaluation	0.00	0.00	(1,100.00)	0.00	11,600.00	0.00	0.00	0.00
	28/02/2023	Revaluation	0.00	0.00	(3,200.00)	0.00	8,400.00	0.00	0.00	0.00
	31/03/2023	Revaluation	0.00	0.00	(800.00)	0.00	7,600.00	0.00	0.00	0.00
	30/06/2023	Revaluation	0.00	0.00	(2,300.00)	0.00	5,300.00	0.00	0.00	0.00
	<b>30/06/2023</b>		<b>20,000.00</b>	<b>0.00</b>	<b>(7,100.00)</b>	<b>0.00</b>	<b>5,300.00</b>	<b>0.00</b>	<b>0.00</b>	<b>0.00</b>
LVT.AX - Livetiles Limited										
	01/07/2022	Opening Balance	20,000.00	0.00	0.00	0.00	840.00	0.00	0.00	0.00
	30/09/2022	Revaluation	0.00	0.00	280.00	0.00	1,120.00	0.00	0.00	0.00
	31/10/2022	Revaluation	0.00	0.00	140.00	0.00	1,260.00	0.00	0.00	0.00
	30/11/2022	Revaluation	0.00	0.00	(140.00)	0.00	1,120.00	0.00	0.00	0.00
	31/12/2022	Revaluation	0.00	0.00	(540.00)	0.00	580.00	0.00	0.00	0.00
	31/01/2023	Revaluation	0.00	0.00	20.00	0.00	600.00	0.00	0.00	0.00
	28/02/2023	Revaluation	0.00	0.00	(120.00)	0.00	480.00	0.00	0.00	0.00
	31/03/2023	Revaluation	0.00	0.00	30.00	0.00	510.00	0.00	0.00	0.00
	30/06/2023	Revaluation	0.00	0.00	(290.00)	0.00	220.00	0.00	0.00	0.00
	<b>30/06/2023</b>		<b>20,000.00</b>	<b>0.00</b>	<b>(620.00)</b>	<b>0.00</b>	<b>220.00</b>	<b>0.00</b>	<b>0.00</b>	<b>0.00</b>
MCR.AX - Mincor Resources NI										
	01/07/2022	Opening Balance	10,000.00	0.00	0.00	0.00	16,700.00	0.00	0.00	0.00
	30/09/2022	Revaluation	0.00	0.00	1,650.00	0.00	18,350.00	0.00	0.00	0.00
	31/10/2022	Revaluation	0.00	0.00	(4,850.00)	0.00	13,500.00	0.00	0.00	0.00
	30/11/2022	Revaluation	0.00	0.00	1,650.00	0.00	15,150.00	0.00	0.00	0.00
	31/12/2022	Revaluation	0.00	0.00	(100.00)	0.00	15,050.00	0.00	0.00	0.00
	31/01/2023	Revaluation	0.00	0.00	1,150.00	0.00	16,200.00	0.00	0.00	0.00
	28/02/2023	Revaluation	0.00	0.00	(3,850.00)	0.00	12,350.00	0.00	0.00	0.00
	31/03/2023	Revaluation	0.00	0.00	1,800.00	0.00	14,150.00	0.00	0.00	0.00
	06/04/2023	Disposal	(10,000.00)	(24,131.90)	0.00	0.00	(9,981.90)	14,093.10	24,131.90	(10,038.80)
	06/04/2023	Writeback	0.00	0.00	9,981.90	0.00	0.00	0.00	0.00	0.00
	<b>30/06/2023</b>		<b>0.00</b>	<b>(24,131.90)</b>	<b>7,431.90</b>	<b>0.00</b>	<b>0.00</b>	<b>14,093.10</b>	<b>24,131.90</b>	<b>(10,038.80)</b>

**SOUFLE SUPERFUND**

**Market Movement Report**

As at 30 June 2023

Investment	Date	Description	Unrealised				Realised			Total
			Units	Accounting Cost Movement	Market Movement	Depreciation	Balance	Consideration	Accounting Cost Base	
NEA.AX - Nearmap Ltd										
	01/07/2022	Opening Balance	10,000.00	0.00	0.00	0.00	10,300.00	0.00	0.00	0.00
	30/09/2022	Revaluation	0.00	0.00	9,700.00	0.00	20,000.00	0.00	0.00	0.00
	31/10/2022	Revaluation	0.00	0.00	500.00	0.00	20,500.00	0.00	0.00	0.00
	30/11/2022	Revaluation	0.00	0.00	400.00	0.00	20,900.00	0.00	0.00	0.00
	23/12/2022	Merger	(10,000.00)	(27,735.19)	0.00	0.00	(6,835.19)	21,000.00	27,735.19	(6,735.19)
	23/12/2022	Writeback	0.00	0.00	6,835.19	0.00	0.00	0.00	0.00	0.00
	31/12/2022	Revaluation	0.00	0.00	100.00	0.00	100.00	0.00	0.00	0.00
	30/06/2023	Revaluation	0.00	0.00	(100.00)	0.00	0.00	0.00	0.00	0.00
	<b>30/06/2023</b>		<b>0.00</b>	<b>(27,735.19)</b>	<b>17,435.19</b>	<b>0.00</b>	<b>0.00</b>	<b>21,000.00</b>	<b>27,735.19</b>	<b>(6,735.19)</b>
PLS.AX - Pilbara Minerals Limited										
	22/11/2022	Purchase	5,600.00	26,689.94	0.00	0.00	26,689.94	0.00	0.00	0.00
	30/06/2023	Revaluation	0.00	0.00	694.06	0.00	27,384.00	0.00	0.00	0.00
	<b>30/06/2023</b>		<b>5,600.00</b>	<b>26,689.94</b>	<b>694.06</b>	<b>0.00</b>	<b>27,384.00</b>	<b>0.00</b>	<b>0.00</b>	<b>0.00</b>
PPT.AX - Perpetual Limited										
	02/09/2022	Disposal	(130.00)	(3,515.77)	0.00	0.00	(3,515.77)	3,475.10	3,515.77	(40.67)
	06/09/2022	Purchase	1,000.00	27,044.37	0.00	0.00	23,528.60	0.00	0.00	0.00
	07/11/2022	Disposal	(870.00)	(23,528.60)	0.00	0.00	0.00	25,180.40	23,528.60	1,651.80
	<b>30/06/2023</b>		<b>0.00</b>	<b>0.00</b>	<b>0.00</b>	<b>0.00</b>	<b>0.00</b>	<b>28,655.50</b>	<b>27,044.37</b>	<b>1,611.13</b>
VUK.AX - Virgin Money UK Plc										
	01/07/2022	Opening Balance	125.00	0.00	0.00	0.00	276.25	0.00	0.00	0.00
	31/10/2022	Revaluation	0.00	0.00	21.25	0.00	297.50	0.00	0.00	0.00
	30/11/2022	Revaluation	0.00	0.00	77.50	0.00	375.00	0.00	0.00	0.00
	31/12/2022	Revaluation	0.00	0.00	35.00	0.00	410.00	0.00	0.00	0.00
	31/01/2023	Revaluation	0.00	0.00	6.25	0.00	416.25	0.00	0.00	0.00
	28/02/2023	Revaluation	0.00	0.00	(22.50)	0.00	393.75	0.00	0.00	0.00
	31/03/2023	Revaluation	0.00	0.00	(66.25)	0.00	327.50	0.00	0.00	0.00
	30/06/2023	Revaluation	0.00	0.00	28.75	0.00	356.25	0.00	0.00	0.00
	<b>30/06/2023</b>		<b>125.00</b>	<b>0.00</b>	<b>80.00</b>	<b>0.00</b>	<b>356.25</b>	<b>0.00</b>	<b>0.00</b>	<b>0.00</b>
WDS.AX - Woodside Energy Group Ltd										
	01/07/2022	Opening Balance	180.00	0.00	0.00	0.00	5,731.20	0.00	0.00	0.00
	30/09/2022	Revaluation	0.00	0.00	(27.00)	0.00	5,704.20	0.00	0.00	0.00
	31/10/2022	Revaluation	0.00	0.00	775.80	0.00	6,480.00	0.00	0.00	0.00
	30/11/2022	Revaluation	0.00	0.00	149.40	0.00	6,629.40	0.00	0.00	0.00

**SOUFLE SUPERFUND**  
**Market Movement Report**

As at 30 June 2023

Investment	Date	Description	Unrealised				Realised			Total	
			Units	Accounting Cost Movement	Market Movement	Depreciation	Balance	Consideration	Accounting Cost Base		Accounting Profit/(loss)
	31/12/2022	Revaluation	0.00	0.00	(250.20)	0.00	6,379.20	0.00	0.00	0.00	
	31/01/2023	Revaluation	0.00	0.00	154.80	0.00	6,534.00	0.00	0.00	0.00	
	28/02/2023	Revaluation	0.00	0.00	(210.60)	0.00	6,323.40	0.00	0.00	0.00	
	31/03/2023	Revaluation	0.00	0.00	(232.20)	0.00	6,091.20	0.00	0.00	0.00	
	30/06/2023	Revaluation	0.00	0.00	108.00	0.00	6,199.20	0.00	0.00	0.00	
	<b>30/06/2023</b>		<b>180.00</b>	<b>0.00</b>	<b>468.00</b>	<b>0.00</b>	<b>6,199.20</b>	<b>0.00</b>	<b>0.00</b>	<b>0.00</b>	
<b>Total Market Movement</b>					<b>20,681.06</b>					<b>(15,162.86)</b>	<b>5,518.20</b>



**SOUFLE SUPERFUND**

**Investment Movement Report**

As at 30 June 2023

Investment	Opening Balance		Additions		Disposals			Closing Balance		Market Value
	Units	Cost	Units	Cost	Units	Cost	Accounting Profit/(Loss)	Units	Cost	
<b>Bank Accounts</b>										
Commonwealth Bank alc 12460780		23,772.93		68,932.20		(55,057.21)			37,647.92	37,647.92
		<b>23,772.93</b>		<b>68,932.20</b>		<b>(55,057.21)</b>			<b>37,647.92</b>	<b>37,647.92</b>
<b>Shares in Listed Companies (Australian)</b>										
BHP.AX - BHP Group Limited	1,000.00	47,779.22						1,000.00	47,779.22	44,990.00
BOL.AX - Boom Logistics Limited	3,000.00	8,961.90						3,000.00	8,961.90	345.00
BRU.AX - Buru Energy Limited	26,335.00	15,117.36						26,335.00	15,117.36	2,212.14
COB.AX - Cobalt Blue Holdings Limited	20,000.00	16,231.90						20,000.00	16,231.90	5,300.00
LVT.AX - Livetiles Limited	20,000.00	7,821.90						20,000.00	7,821.90	220.00
MCR.AX - Mincor Resources NI	10,000.00	24,131.90			(10,000.00)	(24,131.90)	(10,038.80)		0.00	
NEA.AX - Nearmap Ltd	10,000.00	27,735.19			(10,000.00)	(27,735.19)	(6,735.19)		0.00	
PPT.AX - Perpetual Limited			1,000.00	27,044.37	(1,000.00)	(27,044.37)	1,611.13		0.00	
PLS.AX - Pilbara Minerals Limited			5,600.00	26,689.94				5,600.00	26,689.94	27,384.00
VUK.AX - Virgin Money Uk Plc										

**SOUFLE SUPERFUND**

**Investment Movement Report**

As at 30 June 2023

Investment	Opening Balance		Additions		Disposals			Closing Balance		
	Units	Cost	Units	Cost	Units	Cost	Accounting Profit/(Loss)	Units	Cost	Market Value
	125.00	501.25						125.00	501.25	356.25
WDS.AX - Woodside Energy Group Ltd	180.00	5,356.80						180.00	5,356.80	6,199.20
		<b>153,637.42</b>		<b>53,734.31</b>		<b>(78,911.46)</b>	<b>(15,162.86)</b>		<b>128,460.27</b>	<b>87,006.59</b>
		<b>177,410.35</b>		<b>122,666.51</b>		<b>(133,968.67)</b>	<b>(15,162.86)</b>		<b>166,108.19</b>	<b>124,654.51</b>



TW ACCOUNTING  
& BUSINESS  
SOLUTIONS

# TAX INVOICE

Soufle SuperFund  
Unit 2702 220 The Esplanade  
BURLEIGH HEADS QLD 4220  
AUSTRALIA  
ABN: 84 360 362 490

**Invoice Date**  
24 Nov 2022

**Invoice Number**  
INV-10247

**ABN**  
55 781 468 481

TW Accounting & Business  
Solutions Pty Ltd 'ATF' Welch  
Investment Trust  
PO Box 206  
MERMAID BEACH QLD 4218  
AUSTRALIA

Description	Quantity	Unit Price	Discount	GST	Amount AUD
Annual Accounts	1.00	1,200.00	10.00%	10%	1,080.00
Preparation of financial statement for the the year end 30 June 2022.					
Preparation and lodgement of Income tax return for the year ended 30 June 2022.					
Including:					
- Review of financial information provided including matching to source documentation.					
- Review all ATO obligations for the year ended and reconcile the retrospective accounts.					
- Balance inter-entity related loans and keep permanent register.					
- Reconcile asset finance and maintain finance schedules.					
- Maintain asset register and complete depreciation schedule					
- Update and review depreciation register for all assets held.					
- Reconcile all wages and review lodgement required.					
** Discounted due to processing delay					
Subtotal <i>(includes a discount of 120.00)</i>					1,080.00
TOTAL GST 10%					108.00
<b>TOTAL AUD</b>					1,188.00
Less Amount Paid					1,188.00
<b>AMOUNT DUE AUD</b>					<b>0.00</b>

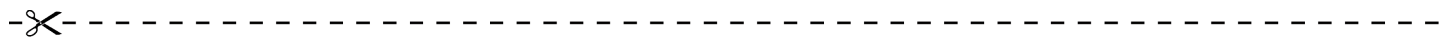
## Due Date: 1 Dec 2022

Please make payment into Suncorp Account: TW Accounting & Business Solutions Pty Ltd

BSB: 484 799 Account Number: 507 573 685

Please quote the invoice number/s that you are paying with your deposit.

We thank you for your business.



## PAYMENT ADVICE

To: TW Accounting & Business Solutions Pty Ltd 'ATF' Welch  
Investment Trust  
PO Box 206  
MERMAID BEACH QLD 4218  
AUSTRALIA

<b>Customer</b>	Soufle SuperFund
<b>Invoice Number</b>	INV-10247
<b>Amount Due</b>	<b>0.00</b>
<b>Due Date</b>	1 Dec 2022
<b>Amount Enclosed</b>	_____
	Enter the amount you are paying above



envision  
BUSINESS & WEALTH ADVISORS

# TAX INVOICE

**Date**  
23 November 2022

Envision Business & Wealth Advisors  
PO Box 483  
Varsity Lakes QLD 4227

**Invoice Number**  
INV-4228

**ABN**  
19 134 846 723

Soufle Superfund  
Unit 2702 220 The Esplanade  
BURLEIGH HEADS  
QLD 4220  
Australia

Description	Amount
Audit of your SMSF for the year ended 30 June 2022 as required by the Superannuation Industry (Supervision) Act 1993 and issue of our audit report thereon.	600.00
	Subtotal 600.00
	GST 60.00
	<hr/> Total 660.00
	<b>Amount Due 660.00</b>

**Due Date: 30 November 2022**

Please make payment to  
Westpac  
EBWA Pty Ltd  
BSB: 034-279  
Account number: 497928

**SOUFLE SUPERFUND**

# Pension Summary

As at 30 June 2023

**Member Name :** Hastings, Faye

**Member Age :** 73\* (Date of Birth : Provided)

Member Code	Pension Type	Pension Start Date	Tax Free	Min / PF	Minimum	Maximum	Gross Pension Payments	PAYG	Net Pension Payment	Amount to reach Minimum
HASFAY0008P	Account Based Pension	30/06/2020	100.00 %	2.50%	\$2,950.00*	N/A	\$2,950.00	\$0.00	\$2,950.00	\$0.00

Minimum Pension paid

\*COVID-19 50% reduction has been applied to the minimum pension amount.

					<b>\$2,950.00</b>	<b>\$0.00</b>	<b>\$2,950.00</b>	<b>\$0.00</b>	<b>\$2,950.00</b>	<b>\$0.00</b>
--	--	--	--	--	-------------------	---------------	-------------------	---------------	-------------------	---------------

**Total :**

					<b>\$2,950.00</b>	<b>\$0.00</b>	<b>\$2,950.00</b>	<b>\$0.00</b>	<b>\$2,950.00</b>	<b>\$0.00</b>
--	--	--	--	--	-------------------	---------------	-------------------	---------------	-------------------	---------------

\*Age as at 01/07/2022 or pension start date for new pensions.

**SOUFLE SUPERFUND**

**Realised Capital Gains Report**

For The Period 01 July 2022 - 30 June 2023

Investment		Accounting Treatment				Tax Treatment						
Purchase Contract Date	Disposal Contract Date	Units	Cost	Proceeds	Accounting Profit/(Loss)	Adjusted Cost Base	Reduced Cost Base	Indexed Cost Base	Indexed Gains	Discounted Gains (Gross)	Other Gains	Capital Loss
<b>Shares in Listed Companies (Australian)</b>												
MCR.AX - Mincor Resources NI												
31/05/2022	04/04/2023	10,000.00	24,131.90	14,093.10	(10,038.80)	24,131.90	24,131.90	0.00	0.00	0.00	0.00	(10,038.80)
		<b>10,000.00</b>	<b>24,131.90</b>	<b>14,093.10</b>	<b>(10,038.80)</b>	<b>24,131.90</b>	<b>24,131.90</b>	<b>0.00</b>	<b>0.00</b>	<b>0.00</b>	<b>0.00</b>	<b>(10,038.80)</b>
NEA.AX - Nearnmap Ltd												
17/02/2021	15/12/2022	10,000.00	27,735.19	21,000.00	(6,735.19)	27,735.19	27,735.19	0.00	0.00	0.00	0.00	(6,735.19)
		<b>10,000.00</b>	<b>27,735.19</b>	<b>21,000.00</b>	<b>(6,735.19)</b>	<b>27,735.19</b>	<b>27,735.19</b>	<b>0.00</b>	<b>0.00</b>	<b>0.00</b>	<b>0.00</b>	<b>(6,735.19)</b>
PPT.AX - Perpetual Limited												
02/09/2022	02/09/2022	130.00	3,515.77	3,475.10	(40.67)	3,515.77	3,515.77	0.00	0.00	0.00	0.00	(40.67)
02/09/2022	03/11/2022	870.00	23,528.60	25,180.40	1,651.80	23,528.60	23,528.60	0.00	0.00	0.00	1,651.80	0.00
		<b>1,000.00</b>	<b>27,044.37</b>	<b>28,655.50</b>	<b>1,611.13</b>	<b>27,044.37</b>	<b>27,044.37</b>	<b>0.00</b>	<b>0.00</b>	<b>0.00</b>	<b>1,651.80</b>	<b>(40.67)</b>
		<b>21,000.00</b>	<b>78,911.46</b>	<b>63,748.60</b>	<b>(15,162.86)</b>	<b>78,911.46</b>	<b>78,911.46</b>	<b>0.00</b>	<b>0.00</b>	<b>0.00</b>	<b>1,651.80</b>	<b>(16,814.66)</b>
		<b>21,000.00</b>	<b>78,911.46</b>	<b>63,748.60</b>	<b>(15,162.86)</b>	<b>78,911.46</b>	<b>78,911.46</b>	<b>0.00</b>	<b>0.00</b>	<b>0.00</b>	<b>1,651.80</b>	<b>(16,814.66)</b>

SOUFLE SUPERFUND

# Capital Gains Reconciliation Report

For The Period 01 July 2022 - 30 June 2023

	Total	Discounted	Indexed	Other	Notional
<b>Losses available to offset</b>					
Carried forward from prior losses	0.00				
Carried forward from prior losses - Collectables	0.00				
Current year capital losses	0.00				
Current year capital losses - Collectables	0.00				
<b>Total Losses Available</b>	<b>0.00</b>				
<b>Total Losses Available - Collectables</b>	<b>0.00</b>				
<b>Capital Gains</b>					
Capital gains from disposal of assets	0.00	0.00	0.00	0.00	0.00
Capital gains from disposal of assets - Collectables	0.00	0.00	0.00	0.00	0.00
Capital gains from trust distributions	0.00	0.00	0.00	0.00	0.00
<b>Capital Gains Before Losses applied</b>	<b>0.00</b>	<b>0.00</b>	<b>0.00</b>	<b>0.00</b>	<b>0.00</b>
<b>Losses and discount applied</b>					
Losses applied	0.00	0.00	0.00	0.00	0.00
Losses applied - Collectables	0.00	0.00	0.00	0.00	0.00
Capital gains after losses applied	0.00	0.00	0.00	0.00	0.00
Capital gains after losses applied - Collectables	0.00	0.00	0.00	0.00	0.00
CGT Discount applied	0.00				
CGT Discount applied - Collectables	0.00				



SOUFLE SUPERFUND

# Capital Gains Reconciliation Report

For The Period 01 July 2022 - 30 June 2023

---

	Total	Discounted	Indexed	Other	Notional
<b>Net Capital Gain</b>					
Net capital gain	0.00				
Net capital gain - Collectables	0.00				
<b>Total Net Capital Gain (11A)</b>	<b>0.00</b>				
<b>Net Capital Losses Carried Forward to later income</b>					
Net Capital Losses Carried Forward to later income years	0.00				
Net Capital Losses Carried Forward to later income years - Collectables	0.00				
<b>Total Net Capital Losses Carried Forward to later income years (14V)</b>	<b>0.00</b>				

Note

Refer to Realised Gains Report for details of Disposals at a Security level

Refer to Distribution Reconciliation Report for Trust Distribution details at a Security level

# Transaction Summary

1 JULY 2022 - 30 JUNE 2023



MS FAY MARGARET HASTINGS + MS SUSAN  
LOXTON <SOUFLE SUPER FUND A/C>

SHARES - 2301083 - HIN 46015410

Total Buys and Sells	2022 - 2023 Financial Year
Total Buys (inc. Brokerage + GST)	\$53,734.31
Total Sells (inc. Brokerage + GST)	\$42,748.60

MCR - MINCOR RESOURCES NL FPO (ORDINARY FULLY PAID)								
Date	Type	Quantity	Unit Price	Trade Value	Brokerage+GST	GST	CNote	Total Value
04-Apr-2023	Sell	-10,000	\$1.4125	-\$14,125.00	\$31.90	\$2.90	142067741	-\$14,093.10
Sub Total					\$31.90	\$2.90		-\$14,093.10

PLS - PILBARA MIN LTD FPO (ORDINARY FULLY PAID)								
Date	Type	Quantity	Unit Price	Trade Value	Brokerage+GST	GST	CNote	Total Value
18-Nov-2022	Buy	5,600	\$4.7600	\$26,656.00	\$33.94	\$3.09	138830002	\$26,689.94
Sub Total					\$33.94	\$3.09		\$26,689.94

PPT - PERPETUAL LIMITED FPO (ORDINARY FULLY PAID)								
Date	Type	Quantity	Unit Price	Trade Value	Brokerage+GST	GST	CNote	Total Value
03-Nov-2022	Sell	-870	\$28.9800	-\$25,212.60	\$32.20	\$2.93	138368113	-\$25,180.40
02-Sep-2022	Buy	1,000	\$27.0100	\$27,010.00	\$34.37	\$3.13	136671123	\$27,044.37
02-Sep-2022	Sell	-130	\$26.9000	-\$3,497.00	\$21.90	\$1.99	136685572	-\$3,475.10
Sub Total					\$88.47	\$8.05		-\$1,611.13



Nearmap Ltd | ABN 37 083 702 907

MS FAY MARGARET HASTINGS &  
MS SUSAN LOXTON  
<SOUFLE SUPER FUND A/C>  
UNIT 2702  
220 THE ESPLANADE  
BURLEIGH HEADS QLD 4220

All Registry Communication to:



GPO Box 5193, Sydney NSW 2001  
1300 288 664 (within Australia)  
+61 2 8072 1400 (international)  
hello@automic.com.au  
www.automicgroup.com.au

**Holder Number**

X\*\*\*\*\*15410

**Summary of Key Information**

<b>Security Class:</b>	Ordinary Shares
<b>ASX Code:</b>	NEA
<b>Record Date:</b>	8 December 2022
<b>Payment Date:</b>	15 December 2022

## Payment Advice

Dear Shareholder,

This Payment Advice represents your consideration payable under the scheme of arrangement approved by the Federal Court of Australia on 5 December 2022, under which Thoma Bravo BidCo has acquired 100% of shares in Nearmap Ltd.

Set out below is the consideration paid to you under the Scheme.

### Payment Total

Shares at Record Date	Consideration per Share	Total Consideration
10,000	\$2.10 AUD	\$ 21,000.00 AUD

**IMPORTANT PLEASE NOTE:**

- This Payment Advice contains important information. You should retain this advice for taxation purposes.
- Securityholders should obtain their own professional advice on the tax implications of these payments.

## Payment Summary

**Payment Amount:**  
\$ 21,000.00 AUD

**Payment Method:**  
Cheque

# SOUFLE SUPERFUND

## General Ledger

As at 30 June 2023

Transaction Date	Description	Units	Debit	Credit	Balance \$
<b>Dividends Received (23900)</b>					
<u>BHP Group Limited (BHP.AX)</u>					
23/09/2022	Direct Credit 458108 BHP GROUP DIV AF388/00315531 [System Matched Income Data]			2,551.84	2,551.84 CR
30/03/2023	Direct Credit 458106 BHP GROUP DIV AIS87/00310987 [System Matched Income Data]			1,363.64	3,915.48 CR
				<b>3,915.48</b>	<b>3,915.48 CR</b>
<u>Pilbara Minerals Limited (PLS.AX)</u>					
24/03/2023	Direct Credit 458106 PLS PAYMENT MAR23/00816339 [System Matched Income Data]			616.00	616.00 CR
				<b>616.00</b>	<b>616.00 CR</b>
<u>Perpetual Limited (PPT.AX)</u>					
28/10/2022	Direct Credit 498528 PPT PAYMENT 001285357535			843.90	843.90 CR
				<b>843.90</b>	<b>843.90 CR</b>
<u>Virgin Money Uk Plc (VUK.AX)</u>					
03/04/2023	DEPOSIT CASH 950.00 CHEQUE \$16.31 Branch PACIFIC FAIR EROADBEAQH			16.31	16.31 CR
				<b>16.31</b>	<b>16.31 CR</b>
<u>Woodside Energy Group Ltd (WDS.AX)</u>					
06/10/2022	Direct Credit 458106 WOODSIDE INT22/00771722 [System Matched Income Data]			287.92	287.92 CR
05/04/2023	Direct Credit 458106 WOODSIDE FIN22/00785399 [System Matched Income Data]			387.79	675.71 CR
				<b>675.71</b>	<b>675.71 CR</b>
<b>Changes in Market Values of Investments (24700)</b>					
<u>Changes in Market Values of Investments (24700)</u>					
02/09/2022	Sale - PPT - Perpetual Ltd FPO (PPT.AX)		40.67		40.67 DR
30/09/2022	Revaluation - 29/09/2022 @ \$1.835000 (System Price) - 10,000.000000 Units on hand (MCR.AX)			1,650.00	1,609.33 CR
30/09/2022	Revaluation - 29/09/2022 @ \$0.099000 (System Price) - 26,335.000000 Units on hand (BRU.AX)		948.06		661.27 CR
30/09/2022	Revaluation - 29/09/2022 @ \$0.056000 (System Price) - 20,000.000000 Units on hand (LVT.AX)			280.00	941.27 CR
30/09/2022	Revaluation - 29/09/2022 @ \$38.170000 (System Price) - 1,000.000000 Units on hand (BHP.AX)		3,080.00		2,138.73 DR
30/09/2022	Revaluation - 28/09/2022 @ \$0.140000 (System Price) - 3,000.000000 Units on hand (BOL.AX)		30.00		2,168.73 DR
30/09/2022	Revaluation - 29/09/2022 @ \$2.000000 (System Price) - 10,000.000000 Units on hand (NEA.AX)			9,700.00	7,531.27 CR
30/09/2022	Revaluation - 29/09/2022 @ \$31.690000 (System Price) - 180.000000 Units on hand (WDS.AX)		27.00		7,504.27 CR
30/09/2022	Revaluation - 29/09/2022 @ \$0.700000 (System Price) - 20,000.000000 Units on hand (COB.AX)			1,600.00	9,104.27 CR
31/10/2022	Revaluation - 28/10/2022 @ \$2.380000 (System Price) - 125.000000 Units on hand (VUK.AX)			21.25	9,125.52 CR
31/10/2022	Revaluation - 28/10/2022 @ \$1.350000		4,850.00		4,275.52 CR

# SOUFLE SUPERFUND

## General Ledger

As at 30 June 2023

Transaction Date	Description	Units	Debit	Credit	Balance \$
	(System Price) - 10,000.000000 Units on hand (MCR.AX)				
31/10/2022	Revaluation - 28/10/2022 @ \$0.088000 (System Price) - 26,335.000000 Units on hand (BRU.AX)		289.69		3,985.83 CR
31/10/2022	Revaluation - 28/10/2022 @ \$0.063000 (System Price) - 20,000.000000 Units on hand (LVT.AX)			140.00	4,125.83 CR
31/10/2022	Revaluation - 28/10/2022 @ \$37.480000 (System Price) - 1,000.000000 Units on hand (BHP.AX)		690.00		3,435.83 CR
31/10/2022	Revaluation - 28/10/2022 @ \$0.145000 (System Price) - 3,000.000000 Units on hand (BOL.AX)			15.00	3,450.83 CR
31/10/2022	Revaluation - 28/10/2022 @ \$2.050000 (System Price) - 10,000.000000 Units on hand (NEA.AX)			500.00	3,950.83 CR
31/10/2022	Revaluation - 28/10/2022 @ \$36.000000 (System Price) - 180.000000 Units on hand (WDS.AX)			775.80	4,726.63 CR
31/10/2022	Revaluation - 28/10/2022 @ \$0.655000 (System Price) - 20,000.000000 Units on hand (COB.AX)		900.00		3,826.63 CR
07/11/2022	Direct Credit 082895 COMMONWEALTH SEC COMMSEC (PPT.AX)			1,651.80	5,478.43 CR
30/11/2022	Revaluation - 29/11/2022 @ \$3.000000 (System Price) - 125.000000 Units on hand (VUK.AX)			77.50	5,555.93 CR
30/11/2022	Revaluation - 29/11/2022 @ \$1.515000 (System Price) - 10,000.000000 Units on hand (MCR.AX)			1,650.00	7,205.93 CR
30/11/2022	Revaluation - 29/11/2022 @ \$0.115000 (System Price) - 26,335.000000 Units on hand (BRU.AX)			711.05	7,916.98 CR
30/11/2022	Revaluation - 29/11/2022 @ \$0.056000 (System Price) - 20,000.000000 Units on hand (LVT.AX)		140.00		7,776.98 CR
30/11/2022	Revaluation - 29/11/2022 @ \$44.820000 (System Price) - 1,000.000000 Units on hand (BHP.AX)			7,340.00	15,116.98 CR
30/11/2022	Revaluation - 29/11/2022 @ \$0.140000 (System Price) - 3,000.000000 Units on hand (BOL.AX)		15.00		15,101.98 CR
30/11/2022	Revaluation - 29/11/2022 @ \$2.090000 (System Price) - 10,000.000000 Units on hand (NEA.AX)			400.00	15,501.98 CR
30/11/2022	Revaluation - 29/11/2022 @ \$36.830000 (System Price) - 180.000000 Units on hand (WDS.AX)			149.40	15,651.38 CR
30/11/2022	Revaluation - 29/11/2022 @ \$0.635000 (System Price) - 20,000.000000 Units on hand (COB.AX)		400.00		15,251.38 CR
23/12/2022	DEPOSIT CASH \$0.00 CHEQUE \$21000.00 Branch STOCKLAND BUFILEIGH [NEA.AX merger / takeover as at 15/12/2022] (NEA.AX)		6,735.19		8,516.19 CR
23/12/2022	Unrealised Gain writeback as at 23/12/2022 (NEA.AX)			6,835.19	15,351.38 CR
31/12/2022	Revaluation - 30/12/2022 @ \$3.280000 (System Price) - 125.000000 Units on hand (VUK.AX)			35.00	15,386.38 CR
31/12/2022	Revaluation - 30/12/2022 @ \$1.505000 (System Price) - 10,000.000000 Units on hand (MCR.AX)		100.00		15,286.38 CR
31/12/2022	Revaluation - 30/12/2022 @ \$0.095000 (System Price) - 26,335.000000 Units on hand (BRU.AX)		526.70		14,759.68 CR
31/12/2022	Revaluation - 30/12/2022 @ \$0.029000 (System Price) - 20,000.000000 Units on hand (LVT.AX)		540.00		14,219.68 CR
31/12/2022	Revaluation - 30/12/2022 @ \$45.630000			810.00	15,029.68 CR

# SOUFLE SUPERFUND

## General Ledger

As at 30 June 2023

Transaction Date	Description	Units	Debit	Credit	Balance \$
31/12/2022	(System Price) - 1,000.000000 Units on hand (BHP.AX) Revaluation - 30/12/2022 @ \$0.150000 (System Price) - 3,000.000000 Units on hand (BOL.AX)			30.00	15,059.68 CR
31/12/2022	Revaluation - 06/12/2022 @ \$2.100000 (System Price) - 10,000.000000 Units on hand (NEA.AX)			100.00	15,159.68 CR
31/12/2022	Revaluation - 30/12/2022 @ \$35.440000 (System Price) - 180.000000 Units on hand (WDS.AX)		250.20		14,909.48 CR
31/12/2022	Revaluation - 30/12/2022 @ \$0.580000 (System Price) - 20,000.000000 Units on hand (COB.AX)		1,100.00		13,809.48 CR
31/01/2023	Revaluation - 30/01/2023 @ \$3.330000 (System Price) - 125.000000 Units on hand (VUK.AX)			6.25	13,815.73 CR
31/01/2023	Revaluation - 30/01/2023 @ \$1.620000 (System Price) - 10,000.000000 Units on hand (MCR.AX)			1,150.00	14,965.73 CR
31/01/2023	Revaluation - 30/01/2023 @ \$0.105000 (System Price) - 26,335.000000 Units on hand (BRU.AX)			263.35	15,229.08 CR
31/01/2023	Revaluation - 30/01/2023 @ \$0.030000 (System Price) - 20,000.000000 Units on hand (LVT.AX)			20.00	15,249.08 CR
31/01/2023	Revaluation - 30/01/2023 @ \$49.230000 (System Price) - 1,000.000000 Units on hand (BHP.AX)			3,600.00	18,849.08 CR
31/01/2023	Revaluation - 30/01/2023 @ \$0.145000 (System Price) - 3,000.000000 Units on hand (BOL.AX)		15.00		18,834.08 CR
31/01/2023	Revaluation - 30/01/2023 @ \$36.300000 (System Price) - 180.000000 Units on hand (WDS.AX)			154.80	18,988.88 CR
28/02/2023	Revaluation - 27/02/2023 @ \$3.150000 (System Price) - 125.000000 Units on hand (VUK.AX)		22.50		18,966.38 CR
28/02/2023	Revaluation - 27/02/2023 @ \$1.235000 (System Price) - 10,000.000000 Units on hand (MCR.AX)		3,850.00		15,116.38 CR
28/02/2023	Revaluation - 27/02/2023 @ \$0.120000 (System Price) - 26,335.000000 Units on hand (BRU.AX)			395.02	15,511.40 CR
28/02/2023	Revaluation - 27/02/2023 @ \$0.024000 (System Price) - 20,000.000000 Units on hand (LVT.AX)		120.00		15,391.40 CR
28/02/2023	Revaluation - 27/02/2023 @ \$44.550000 (System Price) - 1,000.000000 Units on hand (BHP.AX)		4,680.00		10,711.40 CR
28/02/2023	Revaluation - 27/02/2023 @ \$35.130000 (System Price) - 180.000000 Units on hand (WDS.AX)		210.60		10,500.80 CR
28/02/2023	Revaluation - 27/02/2023 @ \$0.420000 (System Price) - 20,000.000000 Units on hand (COB.AX)		3,200.00		7,300.80 CR
31/03/2023	Revaluation - 30/03/2023 @ \$2.620000 (System Price) - 125.000000 Units on hand (VUK.AX)		66.25		7,234.55 CR
31/03/2023	Revaluation - 30/03/2023 @ \$1.415000 (System Price) - 10,000.000000 Units on hand (MCR.AX)			1,800.00	9,034.55 CR
31/03/2023	Revaluation - 30/03/2023 @ \$0.100000 (System Price) - 26,335.000000 Units on hand (BRU.AX)		526.70		8,507.85 CR
31/03/2023	Revaluation - 30/03/2023 @ \$0.025500 (System Price) - 20,000.000000 Units on hand (LVT.AX)			30.00	8,537.85 CR
31/03/2023	Revaluation - 30/03/2023 @ \$46.080000 (System Price) - 1,000.000000 Units on hand (BHP.AX)			1,530.00	10,067.85 CR

# SOUFLE SUPERFUND

## General Ledger

As at 30 June 2023

Transaction Date	Description	Units	Debit	Credit	Balance \$
31/03/2023	Revaluation - 30/03/2023 @ \$0.140000 (System Price) - 3,000.000000 Units on hand (BOL.AX)		15.00		10,052.85 CR
31/03/2023	Revaluation - 30/03/2023 @ \$33.840000 (System Price) - 180.000000 Units on hand (WDS.AX)		232.20		9,820.65 CR
31/03/2023	Revaluation - 30/03/2023 @ \$0.380000 (System Price) - 20,000.000000 Units on hand (COB.AX)		800.00		9,020.65 CR
06/04/2023	Direct Credit 062895 COMMCNWEALTH SEC COMMSEC (MCR.AX)		10,038.80		1,018.15 DR
06/04/2023	Unrealised Gain writeback as at 06/04/2023 (MCR.AX)			9,981.90	8,963.75 CR
30/06/2023	Revaluation - 30/06/2023 @ \$2.850000 (System Price) - 125.000000 Units on hand (VUK.AX)			28.75	8,992.50 CR
30/06/2023	Revaluation - 30/06/2023 @ \$4.890000 (System Price) - 5,600.000000 Units on hand (PLS.AX)			694.06	9,686.56 CR
30/06/2023	Revaluation - 30/06/2023 @ \$0.084000 (System Price) - 26,335.000000 Units on hand (BRU.AX)		421.36		9,265.20 CR
30/06/2023	Revaluation - 30/06/2023 @ \$0.011000 (System Price) - 20,000.000000 Units on hand (LVT.AX)		290.00		8,975.20 CR
30/06/2023	Revaluation - 30/06/2023 @ \$44.990000 (System Price) - 1,000.000000 Units on hand (BHP.AX)		1,090.00		7,885.20 CR
30/06/2023	Revaluation - 30/06/2023 @ \$0.115000 (System Price) - 3,000.000000 Units on hand (BOL.AX)		75.00		7,810.20 CR
30/06/2023	Revaluation - 30/06/2023 @ \$0.000000 - 0.000000 Units on hand (NEA.AX)		100.00		7,710.20 CR
30/06/2023	Revaluation - 30/06/2023 @ \$34.440000 (System Price) - 180.000000 Units on hand (WDS.AX)			108.00	7,818.20 CR
30/06/2023	Revaluation - 30/06/2023 @ \$0.265000 (System Price) - 20,000.000000 Units on hand (COB.AX)		2,300.00		5,518.20 CR
			<b>48,715.92</b>	<b>54,234.12</b>	<b>5,518.20 CR</b>
<b>Interest Received (25000)</b>					
<u>Commonwealth Bank alc 12460780 (CBA0780)</u>					
01/07/2022	Credit Interest			0.23	0.23 CR
01/08/2022	Credit Interest			2.31	2.54 CR
01/09/2022	Credit Interest			7.59	10.13 CR
01/10/2022	Credit Interest			1.79	11.92 CR
01/12/2022	Credit Interest			11.31	23.23 CR
01/01/2023	Credit Interest			5.31	28.54 CR
01/02/2023	Credit Interest			18.31	46.85 CR
01/03/2023	Credit Interest			18.21	65.06 CR
01/04/2023	Credit Interest			23.68	88.74 CR
01/05/2023	Credit Interest			37.59	126.33 CR
01/06/2023	Credit Interest			42.48	168.81 CR
				<b>168.81</b>	<b>168.81 CR</b>
<b>Accountancy Fees (30100)</b>					
<u>Accountancy Fees (30100)</u>					
30/11/2022	Transfer to other Bank NetBank TW Accounting		1,188.00		1,188.00 DR
			<b>1,188.00</b>		<b>1,188.00 DR</b>
<b>ATO Supervisory Levy (30400)</b>					

# SOUFLE SUPERFUND

## General Ledger

As at 30 June 2023

Transaction Date	Description	Units	Debit	Credit	Balance \$
<b>ATO Supervisory Levy (30400)</b>					
09/02/2023	Direct Credit 012721 ATO ATO003000017740233		259.00		259.00 DR
			<b>259.00</b>		<b>259.00 DR</b>
<b>Auditor's Remuneration (30700)</b>					
<u>Auditor's Remuneration (30700)</u>					
30/11/2022	Transfer to other Bank NetBank EBWA Auditors		660.00		660.00 DR
			<b>660.00</b>		<b>660.00 DR</b>
<b>Pensions Paid (41600)</b>					
<u>(Pensions Paid) Hastings, Faye - Pension (Account Based Pension) (HASFAY00008P)</u>					
12/05/2023	Transfer to xx7370 NetBank Annual Pension		2,950.00		2,950.00 DR
			<b>2,950.00</b>		<b>2,950.00 DR</b>
<b>Income Tax Expense (48500)</b>					
<u>Income Tax Expense (48500)</u>					
30/06/2023	Create Entries - Franking Credits Adjustment - 30/06/2023			2,593.33	2,593.33 CR
				<b>2,593.33</b>	<b>2,593.33 CR</b>
<b>Profit/Loss Allocation Account (49000)</b>					
<u>Profit/Loss Allocation Account (49000)</u>					
12/05/2023	System Member Journals			2,950.00	2,950.00 CR
30/06/2023	Create Entries - Profit/Loss Allocation - 30/06/2023		12,240.74		9,290.74 DR
			<b>12,240.74</b>	<b>2,950.00</b>	<b>9,290.74 DR</b>
<b>Opening Balance (50010)</b>					
<u>(Opening Balance) Hastings, Faye - Pension (Account Based Pension) (HASFAY00008P)</u>					
01/07/2022	Opening Balance				139,397.52 CR
01/07/2022	Close Period Journal		21,440.42		117,957.10 CR
			<b>21,440.42</b>		<b>117,957.10 CR</b>
<b>Share of Profit/(Loss) (53100)</b>					
<u>(Share of Profit/(Loss)) Hastings, Faye - Pension (Account Based Pension) (HASFAY00008P)</u>					
01/07/2022	Opening Balance				14,470.42 DR
01/07/2022	Close Period Journal			14,470.42	0.00 DR
30/06/2023	Create Entries - Profit/Loss Allocation - 30/06/2023			12,240.74	12,240.74 CR
				<b>26,711.16</b>	<b>12,240.74 CR</b>
<b>Pensions Paid (54160)</b>					
<u>(Pensions Paid) Hastings, Faye - Pension (Account Based Pension) (HASFAY00008P)</u>					
01/07/2022	Opening Balance				6,970.00 DR
01/07/2022	Close Period Journal			6,970.00	0.00 DR
12/05/2023	System Member Journals		2,950.00		2,950.00 DR
			<b>2,950.00</b>	<b>6,970.00</b>	<b>2,950.00 DR</b>
<b>Bank Accounts (60400)</b>					
<u>Commonwealth Bank a/c 12460780 (CBA0780)</u>					
01/07/2022	Opening Balance				23,772.93 DR
01/07/2022	Credit Interest		0.23		23,773.16 DR



# SOUFLE SUPERFUND

## General Ledger

As at 30 June 2023

Transaction Date	Description	Units	Debit	Credit	Balance \$
01/08/2022	Credit Interest		2.31		23,775.47 DR
01/09/2022	Credit Interest		7.59		23,783.06 DR
06/09/2022	Direct Debit 082934 COMMSEC SECUFITI COMMSEC			23,569.27	213.79 DR
23/09/2022	Direct Credit 458108 BHP GROUP DIV AF388/00315531 [System Matched Income Data]		2,551.84		2,765.63 DR
01/10/2022	Credit Interest		1.79		2,767.42 DR
06/10/2022	Direct Credit 458106 WOODSIDE INT22/00771722 [System Matched Income Data]		287.92		3,055.34 DR
28/10/2022	Direct Credit 498528 PPT PAYMENT 001285357535		843.90		3,899.24 DR
07/11/2022	Direct Credit 082895 COMMONWEALTH SEC COMMSEC		25,180.40		29,079.64 DR
22/11/2022	Direct Debit 082934 COMMSEC SECUFHTI COMMSEC			26,689.94	2,389.70 DR
30/11/2022	Transfer to other Bank NetBank TW Accounting			1,188.00	1,201.70 DR
30/11/2022	Transfer to other Bank NetBank EBWA Auditors			660.00	541.70 DR
01/12/2022	Credit Interest		11.31		553.01 DR
23/12/2022	DEPOSIT CASH \$0.00 CHEQUE \$21000.00 Branch STOCKLAND BUFILEIGH [NEA.AX merger / takeover as at 15/12/2022]		21,000.00		21,553.01 DR
01/01/2023	Credit Interest		5.31		21,558.32 DR
01/02/2023	Credit Interest		18.31		21,576.63 DR
09/02/2023	Direct Credit 012721 ATO ATO003000017740233		2,422.49		23,999.12 DR
01/03/2023	Credit Interest		18.21		24,017.33 DR
24/03/2023	Direct Credit 458106 PLS PAYMENT MAR23/00816339 [System Matched Income Data]		616.00		24,633.33 DR
30/03/2023	Direct Credit 458106 BHP GROUP DIV AIS87/00310987 [System Matched Income Data]		1,363.64		25,996.97 DR
01/04/2023	Credit Interest		23.68		26,020.65 DR
03/04/2023	DEPOSIT CASH 950.00 CHEQUE \$16.31 Branch PACIFIC FAIR EROADBEAQH		16.31		26,036.96 DR
05/04/2023	Direct Credit 458106 WOODSIDE FIN22/00785399 [System Matched Income Data]		387.79		26,424.75 DR
06/04/2023	Direct Credit 062895 COMMCNWEALTH SEC COMMSEC		14,093.10		40,517.85 DR
01/05/2023	Credit Interest		37.59		40,555.44 DR
12/05/2023	Transfer to xx7370 NetBank Annual Pension			2,950.00	37,605.44 DR
01/06/2023	Credit Interest		42.48		37,647.92 DR
			<b>68,932.20</b>	<b>55,057.21</b>	<b>37,647.92 DR</b>

### Shares in Listed Companies (Australian) (77600)

#### BHP Group Limited (BHP.AX)

01/07/2022	Opening Balance	1,000.00			41,250.00 DR
30/09/2022	Revaluation - 29/09/2022 @ \$38.170000 (System Price) - 1,000.000000 Units on hand			3,080.00	38,170.00 DR
31/10/2022	Revaluation - 28/10/2022 @ \$37.480000 (System Price) - 1,000.000000 Units on hand			690.00	37,480.00 DR
30/11/2022	Revaluation - 29/11/2022 @ \$44.820000 (System Price) - 1,000.000000 Units on hand		7,340.00		44,820.00 DR
31/12/2022	Revaluation - 30/12/2022 @ \$45.630000		810.00		45,630.00 DR

# SOUFLE SUPERFUND

## General Ledger

As at 30 June 2023

Transaction Date	Description	Units	Debit	Credit	Balance \$
	(System Price) - 1,000.000000 Units on hand				
31/01/2023	Revaluation - 30/01/2023 @ \$49.230000 (System Price) - 1,000.000000 Units on hand		3,600.00		49,230.00 DR
28/02/2023	Revaluation - 27/02/2023 @ \$44.550000 (System Price) - 1,000.000000 Units on hand			4,680.00	44,550.00 DR
31/03/2023	Revaluation - 30/03/2023 @ \$46.080000 (System Price) - 1,000.000000 Units on hand		1,530.00		46,080.00 DR
30/06/2023	Revaluation - 30/06/2023 @ \$44.990000 (System Price) - 1,000.000000 Units on hand			1,090.00	44,990.00 DR
		<b>1,000.00</b>	<b>13,280.00</b>	<b>9,540.00</b>	<b>44,990.00 DR</b>
<b>Boom Logistics Limited (BOL.AX)</b>					
01/07/2022	Opening Balance	3,000.00			450.00 DR
30/09/2022	Revaluation - 28/09/2022 @ \$0.140000 (System Price) - 3,000.000000 Units on hand			30.00	420.00 DR
31/10/2022	Revaluation - 28/10/2022 @ \$0.145000 (System Price) - 3,000.000000 Units on hand		15.00		435.00 DR
30/11/2022	Revaluation - 29/11/2022 @ \$0.140000 (System Price) - 3,000.000000 Units on hand			15.00	420.00 DR
31/12/2022	Revaluation - 30/12/2022 @ \$0.150000 (System Price) - 3,000.000000 Units on hand		30.00		450.00 DR
31/01/2023	Revaluation - 30/01/2023 @ \$0.145000 (System Price) - 3,000.000000 Units on hand			15.00	435.00 DR
31/03/2023	Revaluation - 30/03/2023 @ \$0.140000 (System Price) - 3,000.000000 Units on hand			15.00	420.00 DR
30/06/2023	Revaluation - 30/06/2023 @ \$0.115000 (System Price) - 3,000.000000 Units on hand			75.00	345.00 DR
		<b>3,000.00</b>	<b>45.00</b>	<b>150.00</b>	<b>345.00 DR</b>
<b>Buru Energy Limited (BRU.AX)</b>					
01/07/2022	Opening Balance	26,335.00			3,555.23 DR
30/09/2022	Revaluation - 29/09/2022 @ \$0.099000 (System Price) - 26,335.000000 Units on hand			948.06	2,607.17 DR
31/10/2022	Revaluation - 28/10/2022 @ \$0.088000 (System Price) - 26,335.000000 Units on hand			289.69	2,317.48 DR
30/11/2022	Revaluation - 29/11/2022 @ \$0.115000 (System Price) - 26,335.000000 Units on hand		711.05		3,028.53 DR
31/12/2022	Revaluation - 30/12/2022 @ \$0.095000 (System Price) - 26,335.000000 Units on hand			526.70	2,501.83 DR
31/01/2023	Revaluation - 30/01/2023 @ \$0.105000 (System Price) - 26,335.000000 Units on hand		263.35		2,765.18 DR
28/02/2023	Revaluation - 27/02/2023 @ \$0.120000 (System Price) - 26,335.000000 Units on hand		395.02		3,160.20 DR
31/03/2023	Revaluation - 30/03/2023 @ \$0.100000 (System Price) - 26,335.000000 Units on hand			526.70	2,633.50 DR
30/06/2023	Revaluation - 30/06/2023 @ \$0.084000 (System Price) - 26,335.000000 Units on hand			421.36	2,212.14 DR
		<b>26,335.00</b>	<b>1,369.42</b>	<b>2,712.51</b>	<b>2,212.14 DR</b>

# SOUFLE SUPERFUND

## General Ledger

As at 30 June 2023

Transaction Date	Description	Units	Debit	Credit	Balance \$
<u>Cobalt Blue Holdings Limited (COB.AX)</u>					
01/07/2022	Opening Balance	20,000.00			12,400.00 DR
30/09/2022	Revaluation - 29/09/2022 @ \$0.700000 (System Price) - 20,000.000000 Units on hand		1,600.00		14,000.00 DR
31/10/2022	Revaluation - 28/10/2022 @ \$0.655000 (System Price) - 20,000.000000 Units on hand			900.00	13,100.00 DR
30/11/2022	Revaluation - 29/11/2022 @ \$0.635000 (System Price) - 20,000.000000 Units on hand			400.00	12,700.00 DR
31/12/2022	Revaluation - 30/12/2022 @ \$0.580000 (System Price) - 20,000.000000 Units on hand			1,100.00	11,600.00 DR
28/02/2023	Revaluation - 27/02/2023 @ \$0.420000 (System Price) - 20,000.000000 Units on hand			3,200.00	8,400.00 DR
31/03/2023	Revaluation - 30/03/2023 @ \$0.380000 (System Price) - 20,000.000000 Units on hand			800.00	7,600.00 DR
30/06/2023	Revaluation - 30/06/2023 @ \$0.265000 (System Price) - 20,000.000000 Units on hand			2,300.00	5,300.00 DR
		<b>20,000.00</b>	<b>1,600.00</b>	<b>8,700.00</b>	<b>5,300.00 DR</b>
<u>Livetiles Limited (LVT.AX)</u>					
01/07/2022	Opening Balance	20,000.00			840.00 DR
30/09/2022	Revaluation - 29/09/2022 @ \$0.056000 (System Price) - 20,000.000000 Units on hand		280.00		1,120.00 DR
31/10/2022	Revaluation - 28/10/2022 @ \$0.063000 (System Price) - 20,000.000000 Units on hand		140.00		1,260.00 DR
30/11/2022	Revaluation - 29/11/2022 @ \$0.056000 (System Price) - 20,000.000000 Units on hand			140.00	1,120.00 DR
31/12/2022	Revaluation - 30/12/2022 @ \$0.029000 (System Price) - 20,000.000000 Units on hand			540.00	580.00 DR
31/01/2023	Revaluation - 30/01/2023 @ \$0.030000 (System Price) - 20,000.000000 Units on hand		20.00		600.00 DR
28/02/2023	Revaluation - 27/02/2023 @ \$0.024000 (System Price) - 20,000.000000 Units on hand			120.00	480.00 DR
31/03/2023	Revaluation - 30/03/2023 @ \$0.025500 (System Price) - 20,000.000000 Units on hand		30.00		510.00 DR
30/06/2023	Revaluation - 30/06/2023 @ \$0.011000 (System Price) - 20,000.000000 Units on hand			290.00	220.00 DR
		<b>20,000.00</b>	<b>470.00</b>	<b>1,090.00</b>	<b>220.00 DR</b>
<u>Mincor Resources NI (MCR.AX)</u>					
01/07/2022	Opening Balance	10,000.00			16,700.00 DR
30/09/2022	Revaluation - 29/09/2022 @ \$1.835000 (System Price) - 10,000.000000 Units on hand		1,650.00		18,350.00 DR
31/10/2022	Revaluation - 28/10/2022 @ \$1.350000 (System Price) - 10,000.000000 Units on hand			4,850.00	13,500.00 DR
30/11/2022	Revaluation - 29/11/2022 @ \$1.515000 (System Price) - 10,000.000000 Units on hand		1,650.00		15,150.00 DR
31/12/2022	Revaluation - 30/12/2022 @ \$1.505000 (System Price) - 10,000.000000 Units on hand			100.00	15,050.00 DR
31/01/2023	Revaluation - 30/01/2023 @ \$1.620000		1,150.00		16,200.00 DR

# SOUFLE SUPERFUND

## General Ledger

As at 30 June 2023

Transaction Date	Description	Units	Debit	Credit	Balance \$
	(System Price) - 10,000.000000 Units on hand				
28/02/2023	Revaluation - 27/02/2023 @ \$1.235000 (System Price) - 10,000.000000 Units on hand			3,850.00	12,350.00 DR
31/03/2023	Revaluation - 30/03/2023 @ \$1.415000 (System Price) - 10,000.000000 Units on hand		1,800.00		14,150.00 DR
06/04/2023	Direct Credit 062895 COMMCNWEALTH SEC COMMSEC	(10,000.00)		24,131.90	9,981.90 CR
06/04/2023	Unrealised Gain writeback as at 06/04/2023		9,981.90		0.00 DR
		<b>0.00</b>	<b>16,231.90</b>	<b>32,931.90</b>	<b>0.00 DR</b>
<u>Nearmap Ltd (NEA.AX)</u>					
01/07/2022	Opening Balance	10,000.00			10,300.00 DR
30/09/2022	Revaluation - 29/09/2022 @ \$2.000000 (System Price) - 10,000.000000 Units on hand		9,700.00		20,000.00 DR
31/10/2022	Revaluation - 28/10/2022 @ \$2.050000 (System Price) - 10,000.000000 Units on hand		500.00		20,500.00 DR
30/11/2022	Revaluation - 29/11/2022 @ \$2.090000 (System Price) - 10,000.000000 Units on hand		400.00		20,900.00 DR
23/12/2022	DEPOSIT CASH \$0.00 CHEQUE \$21000.00 Branch STOCKLAND BUFILEIGH [NEA.AX merger / takeover as at 15/12/2022]	(10,000.00)		27,735.19	6,835.19 CR
23/12/2022	Unrealised Gain writeback as at 23/12/2022		6,835.19		0.00 DR
31/12/2022	Revaluation - 06/12/2022 @ \$2.100000 (System Price) - 10,000.000000 Units on hand		100.00		100.00 DR
30/06/2023	Revaluation - 30/06/2023 @ \$0.000000 - 0.000000 Units on hand			100.00	0.00 DR
		<b>0.00</b>	<b>17,535.19</b>	<b>27,835.19</b>	<b>0.00 DR</b>
<u>Pilbara Minerals Limited (PLS.AX)</u>					
22/11/2022	Direct Debit 082934 COMMSEC SECUFHTI COMMSEC	5,600.00	26,689.94		26,689.94 DR
30/06/2023	Revaluation - 30/06/2023 @ \$4.890000 (System Price) - 5,600.000000 Units on hand		694.06		27,384.00 DR
		<b>5,600.00</b>	<b>27,384.00</b>		<b>27,384.00 DR</b>
<u>Perpetual Limited (PPT.AX)</u>					
02/09/2022	Sale - PPT - Perpetual Ltd FPO	(130.00)		3,515.77	3,515.77 CR
06/09/2022	Direct Debit 082934 COMMSEC SECUFHTI COMMSEC	1,000.00	27,044.37		23,528.60 DR
07/11/2022	Direct Credit 082895 COMMONWEALTH SEC COMMSEC	(870.00)		23,528.60	0.00 DR
		<b>0.00</b>	<b>27,044.37</b>	<b>27,044.37</b>	<b>0.00 DR</b>
<u>Virgin Money Uk Plc (VUK.AX)</u>					
01/07/2022	Opening Balance	125.00			276.25 DR
31/10/2022	Revaluation - 28/10/2022 @ \$2.380000 (System Price) - 125.000000 Units on hand		21.25		297.50 DR
30/11/2022	Revaluation - 29/11/2022 @ \$3.000000 (System Price) - 125.000000 Units on hand		77.50		375.00 DR
31/12/2022	Revaluation - 30/12/2022 @ \$3.280000 (System Price) - 125.000000 Units on hand		35.00		410.00 DR
31/01/2023	Revaluation - 30/01/2023 @ \$3.330000 (System Price) - 125.000000 Units on hand		6.25		416.25 DR

# SOUFLE SUPERFUND

## General Ledger

As at 30 June 2023

Transaction Date	Description	Units	Debit	Credit	Balance \$
28/02/2023	Revaluation - 27/02/2023 @ \$3.150000 (System Price) - 125.000000 Units on hand			22.50	393.75 DR
31/03/2023	Revaluation - 30/03/2023 @ \$2.620000 (System Price) - 125.000000 Units on hand			66.25	327.50 DR
30/06/2023	Revaluation - 30/06/2023 @ \$2.850000 (System Price) - 125.000000 Units on hand		28.75		356.25 DR
		<b>125.00</b>	<b>168.75</b>	<b>88.75</b>	<b>356.25 DR</b>
<b>Woodside Energy Group Ltd (WDS.AX)</b>					
01/07/2022	Opening Balance	180.00			5,731.20 DR
30/09/2022	Revaluation - 29/09/2022 @ \$31.690000 (System Price) - 180.000000 Units on hand			27.00	5,704.20 DR
31/10/2022	Revaluation - 28/10/2022 @ \$36.000000 (System Price) - 180.000000 Units on hand		775.80		6,480.00 DR
30/11/2022	Revaluation - 29/11/2022 @ \$36.830000 (System Price) - 180.000000 Units on hand		149.40		6,629.40 DR
31/12/2022	Revaluation - 30/12/2022 @ \$35.440000 (System Price) - 180.000000 Units on hand			250.20	6,379.20 DR
31/01/2023	Revaluation - 30/01/2023 @ \$36.300000 (System Price) - 180.000000 Units on hand		154.80		6,534.00 DR
28/02/2023	Revaluation - 27/02/2023 @ \$35.130000 (System Price) - 180.000000 Units on hand			210.60	6,323.40 DR
31/03/2023	Revaluation - 30/03/2023 @ \$33.840000 (System Price) - 180.000000 Units on hand			232.20	6,091.20 DR
30/06/2023	Revaluation - 30/06/2023 @ \$34.440000 (System Price) - 180.000000 Units on hand		108.00		6,199.20 DR
		<b>180.00</b>	<b>1,188.00</b>	<b>720.00</b>	<b>6,199.20 DR</b>
<b>Income Tax Payable/Refundable (85000)</b>					
<u>Income Tax Payable/Refundable (85000)</u>					
01/07/2022	Opening Balance				2,681.49 DR
09/02/2023	Direct Credit 012721 ATO ATO003000017740233			2,681.49	0.00 DR
30/06/2023	Create Entries - Franking Credits Adjustment - 30/06/2023		2,593.33		2,593.33 DR
			<b>2,593.33</b>	<b>2,681.49</b>	<b>2,593.33 DR</b>
<b>Migration Suspense Account (89990)</b>					
<u>Migration Suspense Account (89990)</u>					
02/09/2022	Sale - PPT - Perpetual Ltd FPO		3,475.10		3,475.10 DR
06/09/2022	Direct Debit 082934 COMMSEC SECUFIIIT COMMSEC			3,475.10	0.00 DR
			<b>3,475.10</b>	<b>3,475.10</b>	<b>0.00 DR</b>
<b>Total Debits:</b>	<b>271,721.34</b>				
<b>Total Credits:</b>	<b>271,721.34</b>				

# Self-managed superannuation fund annual return **2023**

## Who should complete this annual return?

Only self-managed superannuation funds (SMSFs) can complete this annual return. All other funds must complete the *Fund income tax return 2023* (NAT 71287).

- ❗ The *Self-managed superannuation fund annual return instructions 2023* (NAT 71606) (the instructions) can assist you to complete this annual return.
- ⊖ The SMSF annual return cannot be used to notify us of a change in fund membership. You must update fund details via [ABR.gov.au](http://ABR.gov.au) or complete the Change of details for superannuation entities form (NAT 3036).

## To complete this annual return

- Print clearly, using a BLACK pen only.
- Use BLOCK LETTERS and print one character per box.

S M I T H S T

- Place  in ALL applicable boxes.

### ➤ Postal address for annual returns:

**Australian Taxation Office**  
GPO Box 9845  
[insert the name and postcode  
of your capital city]

For example;

**Australian Taxation Office**  
GPO Box 9845  
SYDNEY NSW 2001

## Section A: Fund information

1 **Tax file number (TFN)**

➤ To assist processing, write the fund's TFN at the top of pages 3, 5, 7, 9 and 11.

- ❗ The ATO is authorised by law to request your TFN. You are not obliged to quote your TFN but not quoting it could increase the chance of delay or error in processing your annual return. See the Privacy note in the Declaration.

2 **Name of self-managed superannuation fund (SMSF)**

SOUFLE SUPERFUND

3 **Australian business number (ABN)** (if applicable)

4 **Current postal address**

2702/220 The Esplanade

Suburb/town	State/territory	Postcode
Burleigh Heads	QLD	4220

5 **Annual return status**

Is this an amendment to the SMSF's 2023 return? **A** No  Yes

Is this the first required return for a newly registered SMSF? **B** No  Yes

Tax File Number

**6 SMSF auditor**

Auditor's name

Title: Mr  Mrs  Miss  Ms  Other

Family name

First given name

Other given names

SMSF Auditor Number

Auditor's phone number

Postal address

Suburb/town

State/territory

Postcode

Date audit was completed **A**  /  /

Was Part A of the audit report qualified? **B** No  Yes

Was Part B of the audit report qualified? **C** No  Yes

If Part B of the audit report was qualified, have the reported issues been rectified? **D** No  Yes

**7 Electronic funds transfer (EFT)**

We need your self-managed super fund's financial institution details to pay any super payments and tax refunds owing to you.

**A Fund's financial institution account details**

This account is used for super contributions and rollovers. Do not provide a tax agent account here.

Fund BSB number  Fund account number

Fund account name

I would like my tax refunds made to this account.  Go to C.

**B Financial institution account details for tax refunds**

This account is used for tax refunds. You can provide a tax agent account here.

BSB number  Account number

Account name

**C Electronic service address alias**

Provide the electronic service address alias (ESA) issued by your SMSF messaging provider. (For example, SMSFdataESAAlias). See instructions for more information.

Tax File Number

**8 Status of SMSF** Australian superannuation fund **A** No  Yes  Fund benefit structure **B**  **D** Code  
Does the fund trust deed allow acceptance of the Government's Super Co-contribution and Low Income Super Amounts? **C** No  Yes

**9 Was the fund wound up during the income year?**

No  Yes  If yes, provide the date on which the fund was wound up  Day /  Month /  Year Have all tax lodgment and payment obligations been met? No  Yes

**10 Exempt current pension income**

Did the fund pay retirement phase superannuation income stream benefits to one or more members in the income year?

To claim a tax exemption for current pension income, you must pay at least the minimum benefit payment under the law. Record exempt current pension income at Label **A**.

No  Go to Section B: Income.

Yes  Exempt current pension income amount **A** \$

Which method did you use to calculate your exempt current pension income?

Segregated assets method **B**

Unsegregated assets method **C**  Was an actuarial certificate obtained? **D** Yes

Did the fund have any other income that was assessable?

**E** Yes  Go to Section B: Income.

No  Choosing 'No' means that you do not have any assessable income, including no-TFN quoted contributions. Go to Section C: Deductions and non-deductible expenses. (Do **not** complete Section B: Income.)

If you are entitled to claim any tax offsets, you can list these at Section D: Income tax calculation statement.



## Section B: Income

**Do not complete this section** if all superannuation interests in the SMSF were supporting superannuation income streams in the retirement phase for the **entire year**, there was **no** other income that was assessable, and you **have not** realised a deferred notional gain. If you are entitled to claim any tax offsets, you can record these at Section D: Income tax calculation statement.

### 11 Income

Did you have a capital gains tax (CGT) event during the year? **G** No  Yes

If the total capital loss or total capital gain is greater than \$10,000 or you elected to use the transitional CGT relief in 2017 and the deferred notional gain has been realised, complete and attach a *Capital gains tax (CGT) schedule 2023*.

Have you applied an exemption or rollover? **M** No  Yes  Code

Net capital gain **A** \$

Gross rent and other leasing and hiring income **B** \$

Gross interest **C** \$

Forestry managed investment scheme income **X** \$

Gross foreign income		Loss
<b>D1</b> \$ <input type="text"/>	Net foreign income <b>D</b> \$ <input type="text"/>	<input type="checkbox"/>

Australian franking credits from a New Zealand company **E** \$

Transfers from foreign funds **F** \$  Number

Gross payments where ABN not quoted **H** \$

**Calculation of assessable contributions**

Assessable employer contributions

**R1** \$

plus Assessable personal contributions

**R2** \$

plus **\*\*No-TFN-quoted contributions**

**R3** \$   
(an amount must be included even if it is zero)

less Transfer of liability to life insurance company or PST

**R6** \$

Gross distribution from partnerships **I** \$  Loss

\*Unfranked dividend amount **J** \$

\*Franked dividend amount **K** \$

\*Dividend franking credit **L** \$

\*Gross trust distributions **M** \$  Code

**Assessable contributions** **R** \$   
(R1 plus R2 plus R3 less R6)

**Calculation of non-arm's length income**

\*Net non-arm's length private company dividends

**U1** \$

plus \*Net non-arm's length trust distributions

**U2** \$

plus \*Net other non-arm's length income

**U3** \$

\*Other income **S** \$  Code

\*Assessable income due to changed tax status of fund **T** \$

**Net non-arm's length income** **U** \$   
(subject to 45% tax rate) (U1 plus U2 plus U3)

#This is a mandatory label.

\*If an amount is entered at this label, check the instructions to ensure the correct tax treatment has been applied.

**GROSS INCOME** (Sum of labels **A** to **U**) **W** \$  Loss

Exempt current pension income **Y** \$

**TOTAL ASSESSABLE INCOME** (**W** less **Y**) **V** \$  Loss

## Section C: Deductions and non-deductible expenses

### 12 Deductions and non-deductible expenses

**⊖** Under 'Deductions' list all expenses and allowances you are entitled to claim a deduction for. Under 'Non-deductible expenses', list all other expenses or normally allowable deductions that you cannot claim as a deduction (for example, all expenses related to exempt current pension income should be recorded in the 'Non-deductible expenses' column).

DEDUCTIONS		NON-DEDUCTIBLE EXPENSES	
Interest expenses within Australia	<b>A1</b> \$ <input type="text"/>	<b>A2</b> \$ <input type="text"/>	
Interest expenses overseas	<b>B1</b> \$ <input type="text"/>	<b>B2</b> \$ <input type="text"/>	
Capital works expenditure	<b>D1</b> \$ <input type="text"/>	<b>D2</b> \$ <input type="text"/>	
Decline in value of depreciating assets	<b>E1</b> \$ <input type="text"/>	<b>E2</b> \$ <input type="text"/>	
Insurance premiums – members	<b>F1</b> \$ <input type="text"/>	<b>F2</b> \$ <input type="text"/>	
SMSF auditor fee	<b>H1</b> \$ <input type="text"/>	<b>H2</b> \$ <input type="text" value="660"/>	
Investment expenses	<b>I1</b> \$ <input type="text"/>	<b>I2</b> \$ <input type="text"/>	
Management and administration expenses	<b>J1</b> \$ <input type="text"/>	<b>J2</b> \$ <input type="text" value="1,447"/>	
Forestry managed investment scheme expense	<b>U1</b> \$ <input type="text"/>	<b>U2</b> \$ <input type="text"/>	
Other amounts	<b>L1</b> \$ <input type="text"/> <small>Code <input type="text"/></small>	<b>L2</b> \$ <input type="text"/> <small>Code <input type="text"/></small>	
Tax losses deducted	<b>M1</b> \$ <input type="text"/>		

**TOTAL DEDUCTIONS**  
**N** \$   
(Total **A1** to **M1**)

**TOTAL NON-DEDUCTIBLE EXPENSES**  
**Y** \$   
(Total **A2** to **L2**)

**#TAXABLE INCOME OR LOSS** Loss  
**O** \$    
(**TOTAL ASSESSABLE INCOME** less **TOTAL DEDUCTIONS**)

**TOTAL SMSF EXPENSES**  
**Z** \$   
(**N** plus **Y**)

#This is a mandatory label.

## Section D: Income tax calculation statement

**#Important:**

Section B label **R3**, Section C label **O** and Section D labels **A, T1, J, T5** and **I** are mandatory. If you leave these labels blank, you will have specified a zero amount.

### 13 Calculation statement

Please refer to the *Self-managed superannuation fund annual return instructions 2023* on how to complete the calculation statement.

#Taxable income	<b>A</b>	\$	<input style="width: 95%;" type="text" value="0"/>
<i>(an amount must be included even if it is zero)</i>			
#Tax on taxable income	<b>T1</b>	\$	<input style="width: 95%;" type="text" value="0.00"/>
<i>(an amount must be included even if it is zero)</i>			
#Tax on no-TFN-quoted contributions	<b>J</b>	\$	<input style="width: 95%;" type="text" value="0.00"/>
<i>(an amount must be included even if it is zero)</i>			
Gross tax	<b>B</b>	\$	<input style="width: 95%;" type="text" value="0.00"/>
<i>(T1 plus J)</i>			

Foreign income tax offset	<b>C1</b>	\$	<input style="width: 95%;" type="text"/>
Rebates and tax offsets	<b>C2</b>	\$	<input style="width: 95%;" type="text"/>
<b>Non-refundable non-carry forward tax offsets</b>			
			<b>C</b> \$ <input style="width: 95%;" type="text"/>
<i>(C1 plus C2)</i>			

**SUBTOTAL 1**

**T2** \$

*(B less C – cannot be less than zero)*

Early stage venture capital limited partnership tax offset	<b>D1</b>	\$	<input style="width: 95%;" type="text" value="0.00"/>
Early stage venture capital limited partnership tax offset carried forward from previous year	<b>D2</b>	\$	<input style="width: 95%;" type="text" value="0.00"/>
Early stage investor tax offset	<b>D3</b>	\$	<input style="width: 95%;" type="text" value="0.00"/>
Early stage investor tax offset carried forward from previous year	<b>D4</b>	\$	<input style="width: 95%;" type="text" value="0.00"/>
<b>Non-refundable carry forward tax offsets</b>			
			<b>D</b> \$ <input style="width: 95%;" type="text" value="0.00"/>
<i>(D1 plus D2 plus D3 plus D4)</i>			
<b>SUBTOTAL 2</b>			
			<b>T3</b> \$ <input style="width: 95%;" type="text" value="0.00"/>
<i>(T2 less D – cannot be less than zero)</i>			

Complying fund's franking credits tax offset	<b>E1</b>	\$	<input style="width: 95%;" type="text" value="2,593.33"/>
No-TFN tax offset	<b>E2</b>	\$	<input style="width: 95%;" type="text"/>
National rental affordability scheme tax offset	<b>E3</b>	\$	<input style="width: 95%;" type="text"/>
Exploration credit tax offset	<b>E4</b>	\$	<input style="width: 95%;" type="text" value="0.00"/>
<b>Refundable tax offsets</b>			
			<b>E</b> \$ <input style="width: 95%;" type="text" value="2,593.33"/>
<i>(E1 plus E2 plus E3 plus E4)</i>			

**#TAX PAYABLE T5** \$

*(T3 less E – cannot be less than zero)*

**Section 102AAM interest charge**

**G** \$

<b>H2</b>	Credit for tax withheld – foreign resident withholding (excluding capital gains)	<input type="text"/>	
<b>H3</b>	Credit for tax withheld – where ABN or TFN not quoted (non-individual)	<input type="text"/>	
<b>H5</b>	Credit for TFN amounts withheld from payments from closely held trusts	<input type="text" value="0.00"/>	
<b>H6</b>	Credit for interest on no-TFN tax offset	<input type="text"/>	
<b>H8</b>	Credit for foreign resident capital gains withholding amounts	<input type="text" value="0.00"/>	
	<b>Eligible credits</b>		
	<b>H</b>	<input type="text"/>	<i>(H2 plus H3 plus H5 plus H6 plus H8)</i>

<b>#Tax offset refunds</b> (Remainder of refundable tax offsets)	<b>I</b>	<input type="text" value="2,593.33"/>	<i>(unused amount from label E – an amount must be included even if it is zero)</i>
---	----------	---------------------------------------	---

**PAYG instalments raised**

**K**

**Supervisory levy**

**L**

**Supervisory levy adjustment for wound up funds**

**M**

**Supervisory levy adjustment for new funds**

**N**

<b>AMOUNT DUE OR REFUNDABLE</b> A positive amount at <b>S</b> is what you owe, while a negative amount is refundable to you.	<b>S</b>	<input type="text" value="-2,334.33"/>	<i>(T5 plus G less H less I less K plus L less M plus N)</i>
---	----------	--	--

#This is a mandatory label.

## Section E: Losses

### 14 Losses

**!** If total loss is greater than \$100,000, complete and attach a *Losses schedule 2023*.

Tax losses carried forward to later income years	<b>U</b>	<input type="text"/>
Net capital losses carried forward to later income years	<b>V</b>	<input type="text"/>

Section F: **Member information**

**MEMBER 1**

Title: Mr  Mrs  Miss  Ms  Other

Family name **Hastings**

First given name **Faye** Other given names

Member's TFN **Provided** Date of birth **Provided**

Contributions **OPENING ACCOUNT BALANCE \$ 117,957.10**

**!** Refer to instructions for completing these labels.

Employer contributions **A \$**

ABN of principal employer **A1**

Personal contributions **B \$**

CGT small business retirement exemption **C \$**

CGT small business 15-year exemption amount **D \$**

Personal injury election **E \$**

Spouse and child contributions **F \$**

Other third party contributions **G \$**

Proceeds from primary residence disposal **H \$**

**H1** Receipt date  /  /

Assessable foreign superannuation fund amount **I \$**

Non-assessable foreign superannuation fund amount **J \$**

Transfer from reserve: assessable amount **K \$**

Transfer from reserve: non-assessable amount **L \$**

Contributions from non-complying funds and previously non-complying funds **T \$**

Any other contributions (including Super Co-contributions and Low Income Super Amounts) **M \$**

**TOTAL CONTRIBUTIONS N \$** (Sum of labels **A** to **M**)

**Other transactions**

Accumulation phase account balance **S1 \$ 0.00**

Retirement phase account balance - Non CDBIS **S2 \$ 127,247.84**

Retirement phase account balance - CDBIS **S3 \$ 0.00**

**0** TRIS Count

**CLOSING ACCOUNT BALANCE S \$ 127,247.84** (S1 plus S2 plus S3)

Allocated earnings or losses **O \$ 12,240.74** **Loss**

Inward rollovers and transfers **P \$**

Outward rollovers and transfers **Q \$**

Lump Sum payments **R1 \$** **Code**

Income stream payments **R2 \$ 2,950.00** **Code** **M**

Accumulation phase value **X1 \$**

Retirement phase value **X2 \$**

Outstanding limited recourse borrowing arrangement amount **Y \$**

**Section H: Assets and liabilities**

**15 ASSETS**

**15a Australian managed investments**

Listed trusts **A** \$

Unlisted trusts **B** \$

Insurance policy **C** \$

Other managed investments **D** \$

**15b Australian direct investments**

<div style="border: 1px solid black; padding: 5px;"> <p><b>Limited recourse borrowing arrangements</b></p> <p>Australian residential real property <b>J1</b> \$ <input type="text"/></p> <p>Australian non-residential real property <b>J2</b> \$ <input type="text"/></p> <p>Overseas real property <b>J3</b> \$ <input type="text"/></p> <p>Australian shares <b>J4</b> \$ <input type="text"/></p> <p>Overseas shares <b>J5</b> \$ <input type="text"/></p> <p>Other <b>J6</b> \$ <input type="text"/></p> <p>Property count <b>J7</b> <input type="text"/></p> </div>	<p>Cash and term deposits <b>E</b> \$ <input type="text" value="37,648"/></p> <p>Debt securities <b>F</b> \$ <input type="text"/></p> <p>Loans <b>G</b> \$ <input type="text"/></p> <p>Listed shares <b>H</b> \$ <input type="text" value="87,007"/></p> <p>Unlisted shares <b>I</b> \$ <input type="text"/></p> <div style="border: 1px solid black; padding: 5px;"> <p>Limited recourse borrowing arrangements <b>J</b> \$ <input type="text"/></p> </div> <p>Non-residential real property <b>K</b> \$ <input type="text"/></p> <p>Residential real property <b>L</b> \$ <input type="text"/></p> <p>Collectables and personal use assets <b>M</b> \$ <input type="text"/></p> <p>Other assets <b>O</b> \$ <input type="text" value="2,593"/></p>
---	--

**15c Other investments**

Crypto-Currency **N** \$

**15d Overseas direct investments**

Overseas shares **P** \$

Overseas non-residential real property **Q** \$

Overseas residential real property **R** \$

Overseas managed investments **S** \$

Other overseas assets **T** \$

**TOTAL AUSTRALIAN AND OVERSEAS ASSETS** **U** \$   
(Sum of labels **A** to **T**)

**15e In-house assets**

Did the fund have a loan to, lease to or investment in, related parties (known as in-house assets) at the end of the income year? **A** No  Yes  \$

**15f Limited recourse borrowing arrangements**

If the fund had an LRBA were the LRBA borrowings from a licensed financial institution? **A** No  Yes

Did the members or related parties of the fund use personal guarantees or other security for the LRBA? **B** No  Yes

**16 LIABILITIES**

Borrowings for limited recourse borrowing arrangements	<b>V1</b> \$	<input type="text"/>
Permissible temporary borrowings	<b>V2</b> \$	<input type="text"/>
Other borrowings	<b>V3</b> \$	<input type="text"/>
		Borrowings <b>V</b> \$ <input type="text"/>
Total member closing account balances (total of all <b>CLOSING ACCOUNT BALANCES</b> from Sections F and G)		<b>W</b> \$ <input type="text" value="127,248"/>
Reserve accounts		<b>X</b> \$ <input type="text"/>
Other liabilities		<b>Y</b> \$ <input type="text"/>
<b>TOTAL LIABILITIES</b>		<b>Z</b> \$ <input type="text" value="127,248"/>

**Section I: Taxation of financial arrangements**

**17 Taxation of financial arrangements (TOFA)**

Total TOFA gains **H** \$

Total TOFA losses **I** \$

**Section J: Other information**

**Family trust election status**

If the trust or fund has made, or is making, a family trust election, write the four-digit **income year specified** of the election (for example, for the 2022–23 income year, write 2023). **A**

If revoking or varying a family trust election, print **R** for revoke or print **V** for variation, and complete and attach the *Family trust election, revocation or variation 2023*. **B**

**Interposed entity election status**

If the trust or fund has an existing election, write the earliest income year specified. If the trust or fund is making one or more elections this year, write the earliest income year being specified and complete an *Interposed entity election or revocation 2023* for each election. **C**

If revoking an interposed entity election, print **R**, and complete and attach the *Interposed entity election or revocation 2023*. **D**

Section K: **Declarations**

 Penalties may be imposed for false or misleading information in addition to penalties relating to any tax shortfalls.

**Important**

Before making this declaration check to ensure that all income has been disclosed and the annual return, all attached schedules and any additional documents are true and correct in every detail. If you leave labels blank, you will have specified a zero amount or the label was not applicable to you. If you are in doubt about any aspect of the annual return, place all the facts before the ATO.

**Privacy**

The ATO is authorised by the *Taxation Administration Act 1953* to request the provision of tax file numbers (TFNs). We will use the TFN to identify the entity in our records. It is not an offence not to provide the TFN. However if you do not provide the TFN, the processing of this form may be delayed.

Taxation law authorises the ATO to collect information and disclose it to other government agencies. For information about your privacy go to [ato.gov.au/privacy](http://ato.gov.au/privacy)

**TRUSTEE'S OR DIRECTOR'S DECLARATION:**

I declare that, the current trustees and directors have authorised this annual return and it is documented as such in the SMSF's records. I have received a copy of the audit report and are aware of any matters raised therein. The information on this annual return, including any attached schedules and additional documentation is true and correct.

Authorised trustee's, director's or public officer's signature

Date  /  /

**Preferred trustee or director contact details:**

Title: Mr  Mrs  Miss  Ms  Other

Family name

First given name

Other given names

Phone number

Email address

Non-individual trustee name (if applicable)

ABN of non-individual trustee

Time taken to prepare and complete this annual return  Hrs

 The Commissioner of Taxation, as Registrar of the Australian Business Register, may use the ABN and business details which you provide on this annual return to maintain the integrity of the register. For further information, refer to the instructions.

**TAX AGENT'S DECLARATION:**

I declare that the *Self-managed superannuation fund annual return 2023* has been prepared in accordance with information provided by the trustees, that the trustees have given me a declaration stating that the information provided to me is true and correct, and that the trustees have authorised me to lodge this annual return.

Tax agent's signature

Date  /  /

**Tax agent's contact details**

Title: Mr  Mrs  Miss  Ms  Other

Family name

First given name

Other given names

Tax agent's practice

Tax agent's phone number

Reference number

Tax agent number