

Millar Family Superannuation Fund

Detailed Trial Balance as at 30 June 2022

| Prior Year | | Description | Current Year | |
|------------|-----------|--|--------------|-----------|
| Debits | Credits | | Debits | Credits |
| | | INCOME | | |
| | | Contributions - Employer | | |
| - | 25,000.00 | Mr Neville Millar | - | 27,500.00 |
| - | 25,000.00 | Mrs Dianne Millar | - | 27,500.00 |
| | | Contributions - Member - Personal | | |
| | | Non-Concessional | | |
| - | 2,090.00 | Mr Neville Millar | - | - |
| | | Realised Capital Gains - Stapled Securities | | |
| - | - | Sydney Airport - Fully Paid Stapled Securities Us Prohibited | - | 3,014.19 |
| | | Distributions - Managed Investments | | |
| - | - | CAPITAL GROUP NEW | - | 625.69 |
| - | - | PERSPECTIVE FUND HEDGED (AU) | - | - |
| - | - | Ifp Global Franchise Fund - Hedged | - | 1,982.82 |
| | | Distributions - Stapled Securities | | |
| - | 24.65 | Sydney Airport - Fully Paid Stapled Securities Us Prohibited | - | - |
| | | Distributions - Units In Listed Unit Trusts | | |
| - | - | Magellan Global Equities Fund | - | 435.08 |
| | | Currency Hedged (Managed Fund) - | | |
| | | Magellan Glb Eqy Fund (Ccy Hedged) | | |
| | | (Managed Fund) | | |
| | | Distributions - Units In Unlisted Unit Trusts | | |
| - | 38,635.46 | Tea Gardens Unit Trust | - | - |
| | | Dividends - Shares in Listed Companies | | |
| - | 5,256.54 | Commonwealth Bank Of Australia. | - | 8,207.14 |
| - | - | Endeavour Group Limited | - | 384.43 |
| - | 2,743.78 | Macquarie Group Limited | - | 5,443.98 |
| - | 1,952.83 | Woolworths Group Limited | - | 1,863.73 |
| | | Interest - Cash At Bank | | |
| - | 235.12 | Macquarie Bank Cash Management Account 120261193 | - | 142.36 |
| | | Interest - Loans | | |
| - | 55,463.01 | Universal Property Group Pty Ltd | - | 84,219.18 |
| | | EXPENSE | | |
| 1,760.00 | - | Accountancy Fee | 1,815.00 | - |
| - | - | Adviser Fee | 1,517.34 | - |
| 330.00 | - | Auditor Fee | 330.00 | - |
| | | Bank Fees - Cash At Bank | | |
| 12.50 | - | Macquarie Bank Cash Management Account 120261193 | - | - |
| 259.00 | - | SMSF Supervisory Levy | 259.00 | - |
| | | Decrease in Market Value - Managed Investments | | |
| - | - | CAPITAL GROUP NEW | 872.37 | - |
| - | - | PERSPECTIVE FUND HEDGED (AU) | - | - |
| - | - | Ifp Global Franchise Fund - Hedged | 614.41 | - |
| | | Decrease in Market Value - Shares in Listed Companies | | |
| - | - | Aristocrat Leisure Limited | 381.87 | - |
| - | - | Bapcor Limited | 300.07 | - |
| - | - | BHP Group Limited | 1,785.16 | - |
| - | - | Carsales.Com Limited. | 808.12 | - |
| - | - | Coles Group Limited. | 43.86 | - |
| - | 45,806.26 | Commonwealth Bank Of Australia. | 14,908.78 | - |
| - | - | CSL Limited | 431.93 | - |
| - | - | Endeavour Group Limited | 21,418.12 | - |
| - | - | Evolution Mining Limited | 5,196.81 | - |
| - | - | Iress Limited | - | 1,428.66 |

Millar Family Superannuation Fund

Detailed Trial Balance as at 30 June 2022

| Prior Year | | Description | Current Year | |
|--|-----------|---|--------------|-----------|
| Debits | Credits | | Debits | Credits |
| - | 28,704.89 | Macquarie Group Limited | - | 5,919.11 |
| - | - | Nextdc Limited | 542.85 | - |
| - | - | Sonic Healthcare Limited | 547.32 | - |
| - | - | South32 Limited | 2,528.28 | - |
| - | - | Telstra Group Limited | 393.05 | - |
| - | - | Washington H Soul Pattinson & Company Limited | 1,159.96 | - |
| - | - | Wesfarmers Limited | 1,287.71 | - |
| - | 1,148.10 | Woolworths Group Limited | - | 28,314.71 |
| <hr/> | | | | |
| Decrease in Market Value - Stapled Securities | | | | |
| - | 152.59 | Sydney Airport - Fully Paid Stapled Securities Us Prohibited | 1,285.55 | - |
| <hr/> | | | | |
| Decrease in Market Value - Units In Listed Unit Trusts | | | | |
| - | - | Magellan Global Equities Fund Currency Hedged (Managed Fund) - Magellan Glb Eqy Fund (Ccy Hedged) (Managed Fund) | 1,403.66 | - |
| <hr/> | | | | |
| Decrease in Market Value - Units In Unlisted Unit Trusts | | | | |
| 116,698.00 | - | Tea Gardens Unit Trust | - | - |
| <hr/> | | | | |
| INCOME TAX | | | | |
| 20,748.75 | - | Income Tax Expense | 23,290.80 | - |
| <hr/> | | | | |
| PROFIT & LOSS CLEARING ACCOUNT | | | | |
| 92,404.98 | - | Profit & Loss Clearing Account | 113,859.06 | - |
| <hr/> | | | | |
| ASSETS | | | | |
| Loans | | | | |
| - | - | Universal Property Group Pty Ltd | 1,000,000.00 | - |
| <hr/> | | | | |
| Managed Investments | | | | |
| - | - | CAPITAL GROUP NEW | 29,127.63 | - |
| - | - | PERSPECTIVE FUND HEDGED (AU) | - | - |
| - | - | Ifp Global Franchise Fund - Hedged | 19,385.59 | - |
| <hr/> | | | | |
| Shares in Listed Companies | | | | |
| - | - | Aristocrat Leisure Limited | 14,611.50 | - |
| - | - | Bapcor Limited | 14,695.36 | - |
| - | - | BHP Group Limited | 23,182.50 | - |
| - | - | Carsales.Com Limited. | 14,178.69 | - |
| - | - | Coles Group Limited. | 14,942.59 | - |
| 151,602.66 | - | Commonwealth Bank Of Australia. | 142,438.88 | - |
| - | - | CSL Limited | 14,529.24 | - |
| - | - | Endeavour Group Limited | 10,446.60 | - |
| - | - | Evolution Mining Limited | 9,781.80 | - |
| - | - | Iress Limited | 16,413.26 | - |
| 118,573.94 | - | Macquarie Group Limited | 129,140.35 | - |
| - | - | Nextdc Limited | 14,449.12 | - |
| - | - | Sonic Healthcare Limited | 9,440.86 | - |
| - | - | South32 Limited | 17,458.14 | - |
| - | - | Telstra Group Limited | 14,603.05 | - |
| - | - | Washington H Soul Pattinson & Company Limited | 13,817.98 | - |
| - | - | Wesfarmers Limited | 13,704.57 | - |
| 52,619.40 | - | Woolworths Group Limited | 50,374.00 | - |
| <hr/> | | | | |
| Stapled Securities | | | | |
| 3,381.36 | - | Sydney Airport - Fully Paid Stapled Securities Us Prohibited | - | - |
| <hr/> | | | | |
| Units In Listed Unit Trusts | | | | |

Millar Family Superannuation Fund

Detailed Trial Balance as at 30 June 2022

| Prior Year | | Description | Current Year | |
|--|---------------------|--|---------------------|---------------------|
| Debits | Credits | | Debits | Credits |
| - | - | Magellan Global Equities Fund Currency Hedged (Managed Fund) - Magellan Glb Eqy Fund (Ccy Hedged) (Managed Fund) | 18,595.20 | - |
| 1,561,232.30 | - | Cash At Bank Macquarie Bank Cash Management Account 120261193 | 395,182.34 | - |
| - | - | Receivables - Investment Income Receivable - Distributions CAPITAL GROUP NEW PERSPECTIVE FUND HEDGED (AU) | 625.69 | - |
| - | - | lfp Global Franchise Fund - Hedged | 1,982.82 | - |
| - | - | Receivables - Investment Income Receivable - Distributions Magellan Global Equities Fund Currency Hedged (Managed Fund) - Magellan Glb Eqy Fund (Ccy Hedged) (Managed Fund) | 435.08 | - |
| LIABILITIES | | | | |
| - | 574.55 | Income Tax Payable | - | 574.55 |
| - | 20,748.75 | Provision for Income Tax | - | 23,290.80 |
| Franking Credits - Shares in Listed Companies | | | | |
| 1,576.96 | - | Commonwealth Bank Of Australia. | 2,462.14 | - |
| - | - | Endeavour Group Limited | 115.33 | - |
| 401.53 | - | Macquarie Group Limited | 796.68 | - |
| 585.85 | - | Woolworths Group Limited | 559.12 | - |
| 18,450.00 | - | Income Tax Instalments Paid | 18,181.00 | - |
| - | 3,513.00 | Activity Statement Payable/Refundable | - | 4,345.00 |
| MEMBER ENTITLEMENTS | | | | |
| Mr Neville Millar | | | | |
| - | 1,038,751.69 | Accumulation | - | 1,099,121.37 |
| Mrs Dianne Millar | | | | |
| - | 844,836.01 | Accumulation | - | 898,325.39 |
| <u>2,140,637.23</u> | <u>2,140,637.23</u> | | <u>2,222,638.19</u> | <u>2,222,638.19</u> |

Millar Family S/F A/C

Your Advisor: Matthew Butturini

A/C Number: 755688

1 July 2021 to 30 June 2022

The details provided are based on the portfolio type being recorded as "Superannuation Fund" for taxation reporting purposes.

| | Tax Return Reference | Amount \$ | Tax Return Reference | Amount \$ |
|--|----------------------|-----------|----------------------|-----------|
| ASSESSABLE INCOME | | | | |
| Interest Income | | | | |
| Gross Interest: | 11C | 109 | | |
| Tax Withheld: | 13(H3) | 0 | | |
| Trust Income | | | | |
| Gross Trust Income: | 11M | 197 | | |
| Franking Credits: | 13(E1) | 0 | | |
| Tax Withheld: | 13(H3) | 0 | | |
| Foreign Source Income | | | | |
| Assessable Foreign Source Income: | 11D/11D1 | 400 | | |
| Other Net Foreign Source Income: | 11D | 400 | | |
| Australian Franking Credits from a New Zealand company: | 11E+13(E1) | 0 | | |
| Foreign Income Tax Offsets: | 13(C1) | 36 | | |
| CAPITAL GAINS/LOSSES | | | | |
| Distributed Capital Gains | | | | |
| TARP Indexed, Other Capital Gains: | 11A | 0 | | |
| Discounted Capital Gains: | 11A | 0 | | |
| (Gross Discount Capital Gains of \$0 discounted at 33.33%) | | | | |
| NTARP Indexed, Other Capital Gains: | 11A | 0 | | |
| Discounted Capital Gains: | 11A | 1,364 | | |
| (Gross Discount Capital Gains of \$2,046 discounted at 33.33%) | | | | |
| DEDUCTIBLE EXPENSES (INCL GST) | | | | |
| Wealth+ Management Fees: | 12J1/12J2 | 417 | | |

expenditure advised per

This tax report contains details of all transactions processed by Morgans since your commencement within the Wealth+ managed portfolio service on 27 May 2022. Historical transactions may have also been recorded prior to the commencement date.

Millar Family S/F A/C

Your Advisor: Matthew Butturni

A/C Number: 755688

1 July 2021 to 30 June 2022

The details provided are based on the portfolio type being recorded as "Superannuation Fund" for taxation reporting purposes.

| | Tax Return Reference | Amount \$ | | Tax Return Reference | Amount \$ |
|---|----------------------|-----------|---------------------------------------|--|-----------|
| ASSESSABLE INCOME | | | | | |
| Interest Income | | | | | |
| Gross Interest: | 11C | 109 | CAPITAL GAINS/LOSSES | | |
| Tax Withheld: | 13(H3) | 0 | Distributed Capital Gains | | |
| | | | TARP | Indexed, Other Capital Gains: | 11A |
| Trust Income | | | | | |
| Gross Trust Income: | 11M | 197 | | Discounted Capital Gains: | 11A |
| Franking Credits: | 13(E1) | 0 | NTARP | (Gross Discount Capital Gains of \$0 discounted at 33.33%) | 11A |
| Tax Withheld: | 13(H3) | 0 | | Indexed, Other Capital Gains: | 11A |
| Foreign Source Income | | | | | |
| Assessable Foreign Source Income: | 11D/11D1 | 400 | | Discounted Capital Gains: | 11A |
| Other Net Foreign Source Income: | 11D | 400 | | (Gross Discount Capital Gains of \$2,046 discounted at 33.33%) | 11A |
| Australian Franking Credits from a New Zealand company: | 11E+13(E1) | 0 | DEDUCTIBLE EXPENSES (INCL GST) | | |
| Foreign Income Tax Offsets: | 13(C1) | 36 | Wealth+ Management Fees: | | 12J1/12J2 |
| | | | | | 417 |

expenses advised per

This tax report contains details of all transactions processed by Morgans since your commencement within the Wealth+ managed portfolio service on 27 May 2022. Historical transactions may have also been recorded prior to the commencement date.

Income Reconciliation

| | | | | | |
|--------------------------------------|--|------------------------------------|--|-----------------|-----------------------------------|
| Interest Income | | Gross Interest Income: | | 109.71 | |
| | | Interest on Options Margin: | | 0.00 | |
| | | Less: TFN/Withholding Tax: | | 0.00 | |
| Total | | | | 109.71 | |
| Trust/Stapled Security Income | | Income Received | | | Attributable Income |
| | | Gross Cash Distribution: | | 3,043.58 | Gross Franked Amount: |
| | | Less: TFN/Withholding Tax: | | 0.00 | 0.00 |
| | | | | | Interest or Other: |
| | | | | | 197.81 |
| | | | | | Cost Base Adj: |
| | | | | | 435.08 |
| | | | | | Tax Free: |
| | | | | | 0.00 |
| | | | | | Gross Foreign Income: |
| | | | | | 400.89 |
| | | | | | Distributed Capital Gains: |
| | | | | | 2,046.70 |
| | | | | | Other: |
| | | | | | 0.00 |
| | | | | | Less: Franking Credits: |
| | | | | | 0.00 |
| | | | | | Foreign Tax Credits: |
| | | | | | 36.90 |
| | | | | | TFN/Withholding Tax: |
| | | | | | 0.00 |
| | | | | | AMIT Gross Up: |
| | | | | | 0.00 |
| | | | | | AMIT Increase |
| | | | | | 0.00 |
| Total | | | | 3,043.58 | 3,043.58 |

Total Income Received: 3,153.29

Friday, 19 August 2022 CONFIDENTIAL PAGE 2

This document has been prepared by Morgans Financial Limited in accordance with its Australian Financial Services Licence (AFSL no. 235410). The views expressed herein are solely the views of Morgans Financial Limited.

Account Number: 755688 Portfolio Name: Millar Family S/F AC

INTEREST INCOME

| Date | Description | Amount Received \$ | Gross Income \$ | TFN / Withholding Tax Deducted \$ |
|------------------------------|----------------------|--------------------|-----------------|-----------------------------------|
| 31/05/2022 | Primary CMA Interest | 13.60 | 13.60 | |
| 30/06/2022 | Primary CMA Interest | 96.11 | 96.11 | |
| TOTAL INTEREST INCOME | | 109.71 | 109.71 | |

TRUST INCOME

| Date | Fund Name | Amount Received \$ | Franked Amount \$ | Interest or Other \$ | Adjustments \$ | Cost Base | Free Tax | Foreign Income \$ | Distributed Capital Gains \$ ^A | Franking Credits \$ | Foreign Tax Credits \$ ⁺ | TFN / Withholding Tax Deducted \$ | Other \$ [*] |
|-----------------------------|--|--------------------|-------------------|----------------------|----------------|---------------|----------|-------------------|---|---------------------|-------------------------------------|-----------------------------------|-----------------------|
| 15/07/2022 | Capital Group New Perspective Hedged | 625.69 | | | | | | 58.25 | 567.44 | | | | |
| Total Tax Components | | 625.69 | | | | | | | | | | | |
| 11/07/2022 | IFP Global Franchise fund (hdg) | 1,982.81 | | | | | | 305.74 | 1,479.26 | | | 36.90 | |
| Total Tax Components | | 1,982.81 | | 197.81 | | | | | | | | | |
| 21/07/2022 | Magellan Global Equities Fund Units (Currency) | 435.08 | | | | | | | | | | | |
| Total Tax Components | | 435.08 | | | | 435.08 | | | | | | | |
| TOTAL INCOME | | 3,043.58 | | 197.81 | | 435.08 | | 363.99 | 2,046.70 | | | 36.90 | |

For the Stapled Security, Foreign Income, Distributed Capital Gains, Foreign Tax Credits and Other categories additional information is provided below.

Trust / Stapled Security Income: Portfolio Accruals

Trust and Stapled Security distributions declared as assessable income for 30 June period but payable in next financial year

| TRADE DATE | SECURITY NAME | DESCRIPTION | PAYMENT DATE | VALUE \$ |
|------------|--|-------------------------|--------------|-------------------|
| 30/06/2022 | Capital Group New Perspective Hedged Fund | Dist at \$0.033925/unit | 15/07/2022 | 625.69 |
| 30/06/2022 | IFP Global Franchise fund (hdg) | Dist at \$0.162006/unit | 11/07/2022 | 1,982.81 |
| 30/06/2022 | Magellan Global Equities Fund Units (Currency Hgd) | Dist at \$0.073000/unit | 21/07/2022 | 435.08 |
| | | | | \$3,043.58 |

#Trust / Stapled Security Income: Additional Information - Cost Base Adjustments

| Fund Name | Tax Deferred Income \$ | AMIT Decrease Amount \$ | AMIT Increase Amount \$ (Shortfall) | Total Cost Base Adjustment | Cost Base Movement Increase or (Decrease) \$ |
|--|------------------------|-------------------------|-------------------------------------|----------------------------|--|
| Magellan Global Equities Fund Units (Currency Hgd) | 435.08 | 435.08 | | 435.08 | (435.08) |
| Total Cost Base Adjustments Income | 435.08 | 435.08 | | 435.08 | (435.08) |

#Trust / Stapled Security Income: Additional Information - Foreign Income

| Fund Name | Total Foreign Income \$ | Modified Passive Income \$ | Assessable Foreign Income \$ | Other Assessable Foreign Income \$ | Interest Income \$ | FIF Income \$ | CFC Income \$ |
|---|-------------------------|----------------------------|------------------------------|------------------------------------|--------------------|---------------|---------------|
| IFP Global Franchise fund (hdg) | 305.74 | | 305.74 | | | | |
| Capital Group New Perspective Hedged Fund | 58.25 | | 58.25 | | | | |
| Total Foreign Income | 363.99 | | 363.99 | | | | |

^Trust / Stapled Security Income: Additional Information - Distributed Capital Gains

| Fund Name | Distributed Capital Gains \$ | Discount Method TARP \$ | Discount Method NTARP \$ | Indexed & Other Gains TARP \$ | Indexed & Other Gains NTARP \$ | CGT Concession Amount \$ | CGT Gross Up- AMIT \$ |
|---|------------------------------|-------------------------|--------------------------|-------------------------------|--------------------------------|--------------------------|-----------------------|
| Capital Group New Perspective Hedged Fund | 567.44 | | 283.72 | | | 283.72 | |
| IFP Global Franchise fund (hdg) | 1,479.26 | | 739.63 | | | 739.63 | |
| Total Distributed Capital Gains | 2,046.70 | | 1,023.35 | | | 1,023.35 | |

TARP - Taxable Australian Real Property
 NTARP - Non-taxable Australian Real Property

+Trust / Stapled Security Income: Additional Information - Foreign Tax Credits

| Fund Name | Total Foreign Tax Credits \$ | Tax Credits NTARP discounted \$ | Tax Credits NTARP indexed, other \$ | Tax Credits Other \$ | AUS Franking from a NZ Company \$ |
|----------------------------------|---------------------------------|------------------------------------|--|-------------------------|--------------------------------------|
| IFP Global Franchise fund (hdg) | 36.90 | | | 36.90 | |
| Total Foreign Tax Credits | 36.90 | | | 36.90 | |

EXPENSE SUMMARY

| Wealth+ Management Fee | Description | Amount \$ (incl GST) | GST \$ |
|-------------------------------|--------------------------------------|-----------------------------|---------------|
| | Annual Wealth+ Management Fees | 417.34 | 37.94 |
| | Total Wealth+ Management Fee: | 417.34 | 37.94 |



Macquarie Group Limited
ABN 94 122 169 279

MACQUARIE

All Registry communications to:
Link Market Services Limited
Locked Bag A14
Sydney South NSW 1235 Australia
Telephone: +61 1300 554 096
Email: macquarie@linkmarketservices.com.au
Website: www.linkmarketservices.com.au



018 008318

TRUEBIN PTY LTD
<MILLAR FAMILY SUPER A/C>
18B CORNWALLIS CL
PORT MACQUARIE NSW 2444

Dividend Statement

ASX Code: MQG
Payment Date: 14 December 2021
Record Date: 9 November 2021
SRN/HIN: X*****6156
TFN/ABN Status: Quoted

Dear Shareholder,

This dividend statement is for your Macquarie Group Limited interim ordinary dividend for the six months ended 30 September 2021.

This dividend is franked at 40% at the Australian corporate tax rate of 30%. Macquarie Group Limited declares the whole of the unfranked amount to be conduit foreign income.

| Description | Dividend Rate per share \$ | Shares Held | Unfranked Amount \$ | Franked Amount \$ | Gross Amount \$ | Franking Credits \$ |
|-----------------|----------------------------------|----------------|---------------------------|-------------------------|-----------------------|---------------------------|
| Ordinary Shares | 2.72 | 775 | 1,264.80 | 843.20 | 2,108.00 | 361.37 |

Dividend Reinvestment Plan information:

Cash balance brought forward: \$59.98
Total available for reinvestment: \$2,167.98
Total available has been applied to **10** shares at \$204.28 per share: \$2,042.80
Cash balance carried forward to next dividend: \$125.18

Total number of ordinary shares held before the allocation: 775
Number of shares allocated: 10
* Total number of ordinary shares held after the allocation: 785

***Note:** The total number of ordinary shares held after the allocation may not be your current holding balance if you have purchased or transferred shares after the Ex-Date. Neither Macquarie Group Limited nor Link Market Services Limited will be liable for any losses incurred by any person who relies on the holding shown without making their own adjustments for any transactions.

IMPORTANT INFORMATION

See overleaf for instructions on how to update your details online.

**This statement contains important information to assist you in preparing any tax returns you may be required to lodge.
Please retain this statement for taxation purposes as a charge may be levied for replacement.**



Macquarie Group Limited
ABN 94 122 169 279

All Registry communications to:
Link Market Services Limited
Locked Bag A14
Sydney South NSW 1235 Australia
Telephone: +61 1300 554 096
Email: macquarie@linkmarketservices.com.au
Website: www.linkmarketservices.com.au



018 003041

TRUEBIN PTY LTD
<MILLAR FAMILY SUPER A/C>
18B CORNWALLIS CL
PORT MACQUARIE NSW 2444

Dividend Statement

ASX Code: MQG
Payment date: 2 July 2021
Record date: 18 May 2021
SRN/HIN: X*****6156
TFN/ABN Status: Quoted

Dear Shareholder,

This dividend statement is for your Macquarie Group Limited final ordinary dividend for the year ended 31 March 2021.

This dividend is franked at 40% at the Australian corporate tax rate of 30%. Macquarie Group Limited declares the whole of the unfranked amount to be conduit foreign income.

| Description | Dividend Rate per share \$ | Shares Held | Unfranked Amount \$ | Franked Amount \$ | Gross Amount \$ | Franking Credits \$ |
|-----------------|----------------------------------|----------------|---------------------------|-------------------------|-----------------------|---------------------------|
| Ordinary Shares | 3.35 | 758 | 1,523.58 | 1,015.72 | 2,539.30 | 435.31 |

Dividend Reinvestment Plan information:

Cash balance brought forward: \$61.33
Total available for reinvestment: \$2,600.63
Total available has been applied to **17** shares at \$149.45 per share: \$2,540.65
Cash balance carried forward to next dividend: \$59.98

Total number of ordinary shares held before the allocation: 758
Number of shares allocated: 17
* Total number of ordinary shares held after the allocation: 775

***Note:** The total number of ordinary shares held after the allocation may not be your current holding balance if you have purchased or transferred shares after the Ex-Date. Neither Macquarie Group Limited nor Link Market Services Limited will be liable for any losses incurred by any person who relies on the holding shown without making their own adjustments for any transactions.

IMPORTANT INFORMATION

See overleaf for instructions on how to update your details online.

This statement contains important information to assist you in preparing any tax returns you may be required to lodge.
Please retain this statement for taxation purposes as a charge may be levied for replacement.



Macquarie Cash Management Account

enquiries 1800 806 310

account name TRUEBIN PTY LTD ATF
MILLAR FAMILY SUPERANNUATION FUND
account no. 120261193

Please note the following financial services companies and/or financial advisers have authority on your account.

| Name | Authority Type |
|---|------------------------------|
| MORGANS FINANCIAL LIMITED BADGED MP | General withdrawal authority |
| BUTTURINI MATTHEW MORGANS FINANCIAL LIMITED BADGED MP | Enquiry authority |

Authority descriptions

Enquiry authority - you authorise the third party to have access to information about your account.

General withdrawal authority - you authorise the third party to:

- withdraw their fees from your account,
- withdraw funds from your account to make payments on your behalf directly to the Australian Taxation Office (ATO), and
- make payments and withdrawals for any purpose including settlement or investment.

Please consider carefully who you appoint as a third party authority on your account as we may follow their instructions as if they were yours. It is important that you understand this risk and carefully consider what level of authority you give to them. For more information on third party authority levels search 'Macquarie Help' in your browser to find our Help Centre.

annual interest summary 2021/2022

| | |
|-------------------|----------|
| INTEREST PAID | 142.36 |
| TOTAL INCOME PAID | 142.36 ✓ |

Millar Family Superannuation Fund
Investment Movement Summary
For the period 1 July 2021 to 30 June 2022

| Investment | Opening Balance | | Acquisitions | | Disposals | | Closing Balance | | | |
|---|-----------------|---------------------|--------------|-------------------|-----------|---------------------|-----------------|-----------------|-------------------|-------------------|
| | Qty | Cost | Qty | Cost | Qty | Proceeds | Qty | Cost | Market Value | |
| Bank | | | | | | | | | | |
| Macquarie Bank Cash Management Account 120261193 | | 1,561,232.30 | | 144,747.23 | | 1,310,797.19 | | 0.00 | 395,182.34 | 395,182.34 |
| | | <u>1,561,232.30</u> | | <u>144,747.23</u> | | <u>1,310,797.19</u> | | <u>0.00</u> | <u>395,182.34</u> | <u>395,182.34</u> |
| Listed Securities Market | | | | | | | | | | |
| Aristocrat Leisure Limited (ASX:ALL) | 0.00 | 0.00 | 425.00 | 14,993.37 | 0.00 | 0.00 | 0.00 | 0.00 | 425.00 | 14,993.37 |
| Bapcor Limited (ASX:BAP) | 0.00 | 0.00 | 2,417.00 | 14,995.43 | 0.00 | 0.00 | 0.00 | 0.00 | 2,417.00 | 14,995.43 |
| BHP Group Limited (ASX:BHP) | 0.00 | 0.00 | 562.00 | 24,967.66 | 0.00 | 0.00 | 0.00 | 0.00 | 562.00 | 24,967.66 |
| Carsales.Com Limited. (ASX:CAR) | 0.00 | 0.00 | 771.00 | 14,986.81 | 0.00 | 0.00 | 0.00 | 0.00 | 771.00 | 14,986.81 |
| Coles Group Limited. (ASX:COL) | 0.00 | 0.00 | 839.00 | 14,986.45 | 0.00 | 0.00 | 0.00 | 0.00 | 839.00 | 14,986.45 |
| Commonwealth Bank Of Australia. (ASX:CBA) | 1,518.00 | 86,880.05 | 58.00 | 5,796.80 | 0.00 | 0.00 | 0.00 | 0.00 | 1,576.00 | 92,676.85 |
| CSL Limited (ASX:CSL) | 0.00 | 0.00 | 54.00 | 14,961.17 | 0.00 | 0.00 | 0.00 | 0.00 | 54.00 | 14,961.17 |
| Endeavour Group Limited (ASX:EDV) | 0.00 | 0.00 | 1,380.00 | 31,864.72 | 0.00 | 0.00 | 0.00 | 0.00 | 1,380.00 | 31,864.72 |
| Evolution Mining Limited (ASX:EVN) | 0.00 | 0.00 | 4,110.00 | 14,978.61 | 0.00 | 0.00 | 0.00 | 0.00 | 4,110.00 | 14,978.61 |
| Iress Limited (ASX:IRE) | 0.00 | 0.00 | 1,426.00 | 14,984.60 | 0.00 | 0.00 | 0.00 | 0.00 | 1,426.00 | 14,984.60 |
| Macquarie Group Limited (ASX:MQG) | 758.00 | 49,642.23 | 27.00 | 4,583.45 | 0.00 | 0.00 | 0.00 | 0.00 | 785.00 | 54,225.68 |
| Magellan Global Equities Fund Currency Hedged (Managed Fund) - Magellan Glb Eqy Fund (Ccy Hedged) (Managed Fund) (ASX:MHG) | 0.00 | 0.00 | 5,960.00 | 19,998.86 | 0.00 | 0.00 | 0.00 | 0.00 | 5,960.00 | 19,998.86 |
| Nextdc Limited (ASX:NXT) | 0.00 | 0.00 | 1,358.00 | 14,991.97 | 0.00 | 0.00 | 0.00 | 0.00 | 1,358.00 | 14,991.97 |
| Sonic Healthcare Limited (ASX:SHL) | 0.00 | 0.00 | 286.00 | 9,988.18 | 0.00 | 0.00 | 0.00 | 0.00 | 286.00 | 9,988.18 |
| South32 Limited (ASX:S32) | 0.00 | 0.00 | 4,431.00 | 19,986.42 | 0.00 | 0.00 | 0.00 | 0.00 | 4,431.00 | 19,986.42 |
| Sydney Airport - Fully Paid Stapled Securities Us Prohibited (ASX:SYD) | 584.00 | 2,095.81 | 0.00 | 0.00 | 584.00 | 5,110.00 | 3,014.19 | 0.00 | 0.00 | 0.00 |
| Telstra Group Limited (ASX:TLS) | 0.00 | 0.00 | 3,793.00 | 14,996.10 | 0.00 | 0.00 | 0.00 | 0.00 | 3,793.00 | 14,996.10 |
| Washington H Soul Pattinson & Company Limited (ASX:SOL) | 0.00 | 0.00 | 587.00 | 14,977.94 | 0.00 | 0.00 | 0.00 | 0.00 | 587.00 | 14,977.94 |
| Westfarmers Limited (ASX:WES) | 0.00 | 0.00 | 327.00 | 14,992.28 | 0.00 | 0.00 | 0.00 | 0.00 | 327.00 | 14,992.28 |
| Woolworths Group Limited (ASX:WOW) | 1,380.00 | 31,864.72 | 35.00 | 1,304.61 | 0.00 | 31,864.72 | 0.00 | 0.00 | 1,415.00 | 1,304.61 |
| | | <u>170,482.81</u> | | <u>283,335.43</u> | | <u>36,974.72</u> | | <u>3,014.19</u> | | <u>419,857.71</u> |
| | | | | | | | | | | <u>556,803.69</u> |

Millar Family Superannuation Fund

Investment Movement Summary For the period 1 July 2021 to 30 June 2022

| Investment | Opening Balance | | Acquisitions | | Disposals | | Closing Balance | | | |
|--|-----------------|---------------------|--------------|---------------------|-----------|---------------------|-----------------|-----------|---------------------|---------------------|
| | Qty | Cost | Qty | Cost | Qty | Proceeds | Profit/(Loss) | Qty | Cost | Market Value |
| <u>Managed Funds Market</u> | | | | | | | | | | |
| CAPITAL GROUP NEW PERSPECTIVE FUND HEDGED (AU) (ASX:CPG10) | 0.00 | 0.00 | 18,443.38 | 30,000.00 | 0.00 | 0.00 | 0.00 | 18,443.38 | 30,000.00 | 29,127.63 |
| ifc Global Franchise Fund - Hedged (ASX:MPS07) | 0.00 | 0.00 | 12,239.15 | 20,000.00 | 0.00 | 0.00 | 0.00 | 12,239.15 | 20,000.00 | 19,385.59 |
| | | 0.00 | | 50,000.00 | | 0.00 | 0.00 | | 50,000.00 | 48,513.22 |
| <u>Unlisted Market</u> | | | | | | | | | | |
| CAR_R (ASX:CAR_R) | 0.00 | 0.00 | 186.00 | 0.00 | 0.00 | 0.00 | 0.00 | 186.00 | 0.00 | 0.00 |
| Universal Property Group Pty Ltd | 0.00 | 0.00 | 1.00 | 1,000,000.00 | 0.00 | 0.00 | 0.00 | 1.00 | 1,000,000.00 | 1,000,000.00 |
| | | 0.00 | | 1,000,000.00 | | 0.00 | 0.00 | | 1,000,000.00 | 1,000,000.00 |
| Fund Total | | 1,731,715.11 | | 1,478,082.66 | | 1,347,771.91 | 3,014.19 | | 1,865,040.05 | 2,000,499.25 |

Portfolio Assets at 30 June 2022

| SECURITY NAME | SECURITY CODE | QUANTITY | AVG UNIT COST | TOTAL COST BASE \$ | MARKET PRICE \$ | MARKET VALUE \$ | GAIN/LOSS \$ | ANNUAL INCOME \$ | ~FORECAST |
|--|---------------|----------|------------------|-----------------------|-----------------|---------------------|--------------------|------------------|-----------|
| AUSTRALIAN EQUITIES | | | | | | | | | |
| Listed | | | | | | | | | |
| Aristocrat Leisure Limited FPO | ALL | 425 | 35.28 | 14,993.37 | 34.3800 | 14,611.50 ✓ | (381.87) | 293 | |
| Bapcor Limited FPO | BAP | 2,417 | 6.20 | 14,995.43 | 6.0800 | 14,695.36 ✓ | (300.07) | 508 | |
| BHP Group Limited FPO | BHP | 562 | 44.43 | 24,967.66 | 41.2500 | 23,182.50 ✓ | (1,785.16) | 2,227 | |
| Carsales.com Limited FPO | CAR | 771 | 19.44 | 14,986.81 | 18.3900 | 14,178.69 ✓ | (808.12) | 416 | |
| Coles Group Limited FPO | COL | 839 | 17.86 | 14,986.45 | 17.8100 | 14,942.59 ✓ | (43.86) | 512 | |
| CSL Limited FPO | CSL | 54 | 277.06 | 14,961.17 | 269.0600 | 14,529.24 ✓ | (431.93) | 165 | |
| Evolution Mining Limited FPO | EVN | 4,110 | 3.64 | 14,978.61 | 2.3800 | 9,781.80 ✓ | (5,196.81) | 329 | |
| IRESS Limited FPO | IRE | 1,426 | 10.51 | 14,984.60 | 11.5100 | 16,413.26 ✓ | 1,428.66 | 656 | |
| NextDC Limited FPO | NXT | 1,358 | 11.04 | 14,991.97 | 10.6400 | 14,449.12 ✓ | (542.85) | - | |
| Sonic Healthcare Limited FPO | SHL | 286 | 34.92 | 9,988.18 | 33.0100 | 9,440.86 ✓ | (547.32) | 297 | |
| South32 Limited FPO | S32 | 4,431 | 4.51 | 19,986.42 | 3.9400 | 17,458.14 ✓ | (2,528.28) | 1,181 | |
| Telstra Corporation Limited FPO | TLS | 3,793 | 3.95 | 14,996.10 | 3.8500 | 14,603.05 ✓ | (393.05) | 607 | |
| Washington H Soul Pattinson & Company Ltd FPO | SOL | 587 | 25.52 | 14,977.94 | 23.5400 | 13,817.98 ✓ | (1,159.96) | 393 | |
| Wesfarmers Limited FPO | WES | 327 | 45.85 | 14,992.28 | 41.9100 | 13,704.57 ✓ | (1,287.71) | 539 | |
| TOTAL AUSTRALIAN EQUITIES | | | | 219,786.99 | | 205,808.66 ✓ | (13,978.33) | 8,123 | |
| GLOBAL EQUITIES | | | | | | | | | |
| Exchange Traded Funds | | | | | | | | | |
| Magellan Global Equities Fund Units (Currency Hgd) | MHG | 5,960 | 3.36 | 19,998.86 | 3.1200 | 18,595.20 ✓ | (1,403.66) | 827 | |
| Managed Funds | | | | | | | | | |
| Capital Group New Perspective Hedged Fund | 40985 | 18,443 | 1.63 | 30,000.00 | 1.5793 | 29,127.63 ✓ | (872.37) | - | |
| IFP Global Franchise fund (hdg) | 17415 | 12,239 | 1.63 | 20,000.00 | 1.5839 | 19,385.59 ✓ | (614.41) | 1,833 | |
| TOTAL GLOBAL EQUITIES | | | | 69,998.86 | | 67,108.42 ✓ | (2,890.44) | 2,660 | |

Portfolio Transactions

NON-CASH TRANSACTION ACTIVITY

| DATE | DESCRIPTION | QUANTITY | PRICE \$ | VALUE \$ |
|------------|---|-----------|----------|-----------|
| 27/06/2022 | Capital Group New Perspective Hedged Fund - Units confirmed | 18,443.38 | 1.63 | 30,000.00 |
| 27/06/2022 | IFP Global Franchise fund (hdg) - Units confirmed | 12,239.15 | 1.63 | 20,000.00 |

Any Allotments shown above have resulted from your previous acceptance of a capital raising (where the acceptance would have previously been shown as a cash transaction in the Cash Account Transaction Activity section) or as a result of a scheme of arrangement where there is no related cash transaction.

E&OE

Transaction History

🔍 **View:**

CBA, X*****6156 (TRUEBIN PTY LTD <MILLAR FAMILY SUPER A/C>)

Date range from (dd/mm/yyyy) 25/05/2021  to (dd/mm/yyyy) 25/05/2023



Displaying Transaction History from 25 May 2021 to 25 May 2023

| HIN/SRN EMP ID | Security Code | Date | Transaction | Change | Running Balance |
|-------------------|------------------|------------|-------------------------|--------|--------------------|
| X*****6156 | CBA | 30/03/2023 | Dividend Plan Allotment | 35 | 1,645 |
| X*****6156 | CBA | 29/09/2022 | Dividend Plan Allotment | 34 | 1,610 |
| X*****6156 | CBA | 30/03/2022 | Dividend Plan Allotment | 28 | 1,576 |
| X*****6156 | CBA | 29/09/2021 | Dividend Plan Allotment | 30 | 1,548 |

→ 3010612022

Viewing 1 - 4 of 4

All material copyright © 2023 Link Market Services Limited

Ask us now 

Transaction History

View:

EDV, X*****6156 (TRUEBIN PTY LTD <MILLAR FAMILY SUPER A/C>)

Date range from (dd/mm/yyyy) 25/05/2021  to (dd/mm/yyyy) 25/05/2023


Displaying Transaction History from 25 May 2021 to 25 May 2023

| HIN/SRN EMP ID | Security Code | Date | Transaction | Change | Running Balance |
|-------------------|------------------|------------|-------------------------|--------|--------------------|
| <u>X*****6156</u> | EDV | 01/07/2021 | Miscellaneous Allotment | 1,380 | 1,380 |


Viewing 1 - 1 of 1

All material copyright © 2023 Link Market Services Limited

Transaction History

View:

MQG, X*****6156 (TRUEBIN PTY LTD <MILLAR FAMILY SUPER A/C>)

Date range from (dd/mm/yyyy) 25/05/2021  to (dd/mm/yyyy) 30/06/2022



Displaying Transaction History from 25 May 2021 to 30 Jun 2022

| HIN/SRN EMP ID | Security Code | Date | Transaction | Change | Running Balance |
|-------------------|------------------|------------|-------------------------|--------|--------------------|
| X*****6156 | MQG | 14/12/2021 | Dividend Plan Allotment | 10 | 785 |
| X*****6156 | MQG | 02/07/2021 | Dividend Plan Allotment | 17 | 775 |

Viewing 1 - 2 of 2

All material copyright © 2023 Link Market Services Limited



Sydney Airport Limited (ACN 165 056 360) (SAL)
and The Trust Company (Sydney Airport) Limited
(ACN 115 967 087) (AFSL 301162) (TTCSAL) as
responsible entity for Sydney Airport Trust 1
(ARSN 099 597 921) (SAT1) (together "SYD")

Update your information:

 **Online:**
www.investorcentre.com/contact

 **By Mail:**
Computershare Investor Services Pty Limited
GPO Box 2975 Melbourne
Victoria 3001 Australia

Enquiries:
(within Australia) 1300 850 505

016864 018 SYD

TRUEBIN PTY LTD
<MILLAR FAMILY SUPER A/C>
18B CORNWALLIS CL
PORT MACQUARIE NSW 2444

Date: 16th June 2022
Holder Number: **X0041946156**
ASX Code: SYD

Exit Statement

Sydney Airport

Statement for period: 1 January 2022 to 9 March 2022

This statement represents an Exit Statement for the period 1 January 2022 to 9 March 2022 for your past holding in Sydney Airport (SYD). Please refer to the last page for the glossary of terms and calculation methodologies.

| Date | Transaction List | Security Transactions ¹ | Security Price ² | Securities Held ³ | Security Value ⁴ |
|-------------------|------------------------|------------------------------------|-----------------------------|------------------------------|-----------------------------|
| 31/12/2021 | Opening Balance | | \$8.68 | 584 | \$5,069.00 |
| 09/03/2022 | Sale | -584 | - | 0 | - |
| 09/03/2022 | Closing Balance | | - | 0 | - |

Cash Distribution Received -

Distribution Reinvestment Cash Balance

| Date | Balance |
|-------------------|---------|
| 31/12/2021 | - |
| 09/03/2022 | - |



Sydney Airport Limited (ACN 165 056 360) (SAL)
and The Trust Company (Sydney Airport) Limited
(ACN 115 967 087) (AFSL 301162) (TTCSAL) as
responsible entity for Sydney Airport Trust 1
(ARSN 099 597 921) (SAT1) (together "SYD")

016864

018
SYD

TRUEBIN PTY LTD
<MILLAR FAMILY SUPER AVC>
18B CORNWALLIS CL
PORT MACQUARIE NSW 2444



ASX Code: SYD

2022 Exit Statement and 2021 Information Guide (Please note this not an Annual Taxation Statement)

2022 EXIT STATEMENT

We refer to the scheme of arrangement and trust scheme (together, the "Schemes") to effect the acquisition of all Sydney Airport Securities on issue by Sydney Aviation Alliance Pty Limited. The Schemes became effective on 9 February 2022 and were implemented on 9 March 2022.

The enclosed statement represents an Exit Statement for the 2022 calendar year for your past holding in Sydney Airport (SYD). It contains information required by section 1017D of the Corporations Act 2001 (Cth), as your past holding in Sydney Airport included managed investment products.

The Statement is intended to provide you with the information you need to understand your past investment and how it performed over the last reporting period, including information about the opening and closing balance of your investment, changes to your investment, the costs that you were charged, the returns on your investment and any changes in circumstances affecting your investment.

We have found that no one wants to be surprised by the costs of their investment, so we have provided a short explanation of the general costs associated with your past investment below.

What are the Direct Management Costs of my investment?

No direct management costs were charged in relation to your past investment in Sydney Airport.

What are the Indirect Costs of my investment?

These are costs that have indirectly reduced the return on your investment but are not directly charged to you as a fee. No additional amount is payable by you for these costs.

The indirect costs of your past investment in Sydney Airport include professional and other costs associated with scheme arrangements; tax compliance obligations; foreign litigation; regulation; management and administration of Sydney Airport Trust 1; legal services; tax compliance and director fees.

2021 INFORMATION GUIDE

Statement for the period: 1 January 2021 to 31 December 2021

Indirect cost of your investment per security¹ for the twelve months ended 31 December 2021: \$0.0029764
To calculate your total cost paid, you need to multiply the number of securities you held by \$0.0029764

What are the Total Fees for my investment?

The Total Fees of your past investment comprise only the Indirect Costs outlined above and have not been separately charged.

Where can I look for more information?



For more information on your investment, including the costs you are charged, please refer to SYD's financial reports and other information disclosed to the ASX, or visit our investor centre on our website at <https://www.sydneyairport.com.au/investor>

¹ Average number of securities on issue for the twelve months to 31 December 2021: 2,698,700,253

Transaction History

View:

WOW, X*****6156 (TRUEBIN PTY LTD <MILLAR FAMILY SUPER A/C>)

Date range from (dd/mm/yyyy) 25/05/2020  to (dd/mm/yyyy) 30/06/2022


Displaying Transaction History from 25 May 2020 to 30 Jun 2022

| HIN/SRN EMP ID | Security Code | Date | Transaction | Change | Running Balance |
|-------------------|------------------|------------|-------------------------|--------|--------------------|
| X*****6156 | WOW | 13/04/2022 | Dividend Plan Allotment | 16 | 1,415 ✓ |
| X*****6156 | WOW | 08/10/2021 | Dividend Plan Allotment | 19 | 1,399 |
| X*****6156 | WOW | 14/04/2021 | Dividend Plan Allotment | 18 | 1,380 |
| X*****6156 | WOW | 06/10/2020 | Dividend Plan Allotment | 18 | 1,362 |

Viewing 1 - 4 of 4

All material copyright © 2023 Link Market Services Limited



Macquarie Cash Management Account

enquiries 1800 806 310

account name TRUEBIN PTY LTD ATF
MILLAR FAMILY SUPERANNUATION FUND
account no. 120261193

| transaction | description | debits | credits | balance |
|-------------|--|-------------|-------------|------------|
| 14.06.22 | Funds transfer 14611735 BGHT 587 SOL @25.1700 | 14,977.94 ✓ | | 500,488.18 |
| 14.06.22 | Funds transfer 14611693 BGHT 4110 EVN @3.5950 | 14,978.61 ✓ | | 485,509.57 |
| 14.06.22 | Funds transfer 14611703 BGHT 1426 IRE @10.3656 | 14,984.60 ✓ | | 470,524.97 |
| 14.06.22 | Funds transfer 14611699 BGHT 839 COL @17.6200 | 14,986.45 ✓ | | 455,538.52 |
| 14.06.22 | Funds transfer 14611692 BGHT 3793 TLS @3.9000 | 14,996.10 ✓ | | 440,542.42 |
| 24.06.22 | Funds transfer CGIML CAPITAL GROUP A | 30,000.00 | | 410,542.42 |
| 24.06.22 | Funds transfer MILLAR FAM SF | 20,000.00 | | 390,542.42 |
| 28.06.22 | Funds transfer 14642382 BGHT 246 BHP @39.9880 | 9,972.31 ✓ | | 380,570.11 |
| 28.06.22 | Funds transfer 14642387 BGHT 2478 S32 @3.9800 | 9,998.05 ✓ | | 370,572.06 |
| 30.06.22 | Interest MACQUARIE CMA INTEREST PAID* | | 96.11 ✓ | 370,668.17 |
| 30.06.22 | Deposit UPG Interest | | 24,931.51 ✓ | 395,599.68 |
| 30.06.22 | Funds transfer WEALTH+ FEES JUN 2022 | 417.34 | | 395,182.34 |
| | CLOSING BALANCE AS AT 30 JUN 22 | 291,303.19 | 25,027.62 | 395,182.34 |

* Stepped interest rates for the period 1 June to 16 June: balances \$0.00 to \$4,999.99 earned 0.15% balances \$5,000.00 and above earned 0.15% pa (16 days); 17 June to 30 June: balances \$0.00 to \$4,999.99 earned 0.35% balances \$5,000.00 and above earned 0.35% pa (14 days)

continued on next



Macquarie Cash Management Account

MACQUARIE BANK LIMITED
ABN 46 008 583 542 AFSL 237502

enquiries 1800 806 310
transact@macquarie.com
www.macquarie.com.au

GPO Box 2520
Sydney, NSW 2001



940 109253

TRUEBIN PTY LTD
C/- MORGANS FINANCIAL LIMITED
GPO BOX 582
BRISBANE QLD 4001

1 Shelley Street
Sydney, NSW 2000

account balance **\$395,182.34** ✓
as at 30 Jun 22

account name TRUEBIN PTY LTD ATF
MILLAR FAMILY SUPERANNUATION FUND
account no. 120261193

| transaction | description | debits | credits | balance |
|-------------|--|-----------|---------|------------|
| 31.05.22 | OPENING BALANCE | | | 661,457.91 |
| 07.06.22 | Funds transfer MORGANS FUNDS RECEIPTS | 1,100.00 | ✓ | 660,357.91 |
| 14.06.22 | Funds transfer 14611719 BGHT 5960 MHG @3.3100 | 19,998.86 | ✓ | 640,359.05 |
| 14.06.22 | Funds transfer 14611705 BGHT 771 CAR @19.1745 | 14,986.81 | ✓ | 625,372.24 |
| 14.06.22 | Funds transfer 14611702 BGHT 1358 NXT @10.8900 | 14,991.97 | ✓ | 610,380.27 |
| 14.06.22 | Funds transfer 14611737 BGHT 327 WES @45.2261 | 14,992.28 | ✓ | 595,387.99 |
| 14.06.22 | Funds transfer 14611712 BGHT 425 ALL @34.8000 | 14,993.37 | ✓ | 580,394.62 |
| 14.06.22 | Funds transfer 14611710 BGHT 316 BHP @46.8100 | 14,995.35 | ✓ | 565,399.27 |
| 14.06.22 | Funds transfer 14611697 BGHT 2417 BAP @6.1200 | 14,995.43 | ✓ | 550,403.84 |
| 14.06.22 | Funds transfer 14611706 BGHT 286 SHL @34.4500 | 9,988.18 | ✓ | 540,415.66 |
| 14.06.22 | Funds transfer 14611695 BGHT 1953 S32 @5.0450 | 9,988.37 | ✓ | 530,427.29 |
| 14.06.22 | Funds transfer 14611716 BGHT 54 CSL @273.3007 | 14,961.17 | ✓ | 515,466.12 |

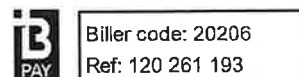
how to make a transaction

online
Log in to www.macquarie.com.au/personal

by phone
Call 133 275 to make a phone transaction

transfers from another bank account
Transfer funds from another bank to this account:
BSB 182 222
ACCOUNT NO. 120261193

deposits using BPay
From another bank



continued on next



Macquarie Cash Management Account

MACQUARIE BANK LIMITED
ABN 46 008 583 542 AFSL 237502

enquiries 1800 806 310
transact@macquarie.com
www.macquarie.com.au

GPO Box 2520
Sydney, NSW 2001



TRUEBIN PTY LTD
C/- MORGANS FINANCIAL LIMITED
GPO BOX 582
BRISBANE QLD 4001

1 Shelley Street
Sydney, NSW 2000

account balance **\$661,457.91**
as at 31 May 22

account name TRUEBIN PTY LTD ATF
MILLAR FAMILY SUPERANNUATION FUND
account no. 120261193

| transaction | description | debits | credits | balance |
|-------------|---------------------------------------|----------|-----------|------------|
| 29.04.22 | OPENING BALANCE | | | 608,582.72 |
| 10.05.22 | Deposit TRUEBIN PTY. LIM Contribution | | 55,000.00 | 663,582.72 |
| 19.05.22 | Deposit ATO ATO001000016626681 | | 6.59 | 663,589.31 |
| 25.05.22 | Cheque CHEQUE WITHDRAWAL 000233 | 2,145.00 | | 661,444.31 |
| 31.05.22 | Interest MACQUARIE CMA INTEREST PAID* | | 13.60 | 661,457.91 |
| | CLOSING BALANCE AS AT 31 MAY 22 | 2,145.00 | 55,020.19 | 661,457.91 |

* Stepped interest rates for the period 30 April to 26 May: balances \$0.00 to \$4,999.99 earned 0.00% balances \$5,000.00 and above earned 0.00% pa (27 days); 27 May to 31 May: balances \$0.00 to \$4,999.99 earned 0.15% balances \$5,000.00 and above earned 0.15% pa (5 days)

how to make a transaction

online
Log in to www.macquarie.com.au/personal

by phone
Call 133 275 to make a phone transaction

transfers from another bank account
Transfer funds from another bank to this account:
BSB 182 222
ACCOUNT NO. 120261193

deposits using BPay
From another bank



Biller code: 20206
Ref: 120 261 193

continued on next



Macquarie Cash Management Account

MACQUARIE BANK LIMITED
ABN 46 008 583 542 AFSL 237502

enquiries 1800 806 310
transact@macquarie.com
www.macquarie.com.au

GPO Box 2520
Sydney, NSW 2001

1 Shelley Street
Sydney, NSW 2000



TRUEBIN PTY LTD
18B CORNWALLIS PLACE
PORT MACQUARIE NSW 2444

account balance **\$608,582.72**
as at 29 Apr 22

account name TRUEBIN PTY LTD ATF
MILLAR FAMILY SUPERANNUATION FUND
account no. 120261193

| transaction | description | debits | credits | balance |
|-------------|--|--------------------------|-------------|-------------------|
| 31.03.22 | OPENING BALANCE | | | 613,194.72 |
| 13.04.22 | Cheque | CHEQUE WITHDRAWAL 000232 | 4,612.00 | 608,582.72 |
| | CLOSING BALANCE AS AT 29 APR 22 | 4,612.00 | 0.00 | 608,582.72 |

* Stepped interest rates for the period 1 April to 29 April: balances \$0.00 to \$4,999.99 earned 0.00% balances \$5,000.00 and above earned 0.00%pa (29 days)

how to make a transaction

online

Log in to www.macquarie.com.au/personal

by phone

Call 133 275 to make a phone transaction

transfers from another bank account

Transfer funds from another bank to this account:
BSB 182 222
ACCOUNT NO. 120261193

deposits using BPay

From another bank



Billers code: 20206
Ref: 120 261 193

continued on next



Macquarie Cash Management Account

MACQUARIE BANK LIMITED
ABN 46 008 583 542 AFSL 237502enquiries 1800 806 310
transact@macquarie.com
www.macquarie.com.auGPO Box 2520
Sydney, NSW 20011 Shelley Street
Sydney, NSW 2000

018 7709

TRUEBIN PTY LTD
18B CORNWALLIS PLACE
PORT MACQUARIE NSW 2444account balance **\$613,194.72**
as at 31 Mar 22account name TRUEBIN PTY LTD ATF
MILLAR FAMILY SUPERANNUATION FUND
account no. 120261193

| transaction | description | debits | credits | balance |
|-------------|--|--------|-----------|------------|
| 28.02.22 | OPENING BALANCE | | | 583,254.69 |
| 09.03.22 | Deposit SYD SCHEME PYMT AUD01/00835505 | | 5,110.00 | 588,364.69 |
| 28.03.22 | Deposit EDV DIV 001273704889 | | 172.50 | 588,537.19 |
| 31.03.22 | Deposit UPG Interest | | 24,657.53 | 613,194.72 |
| | CLOSING BALANCE AS AT 31 MAR 22 | 0.00 | 29,940.03 | 613,194.72 |

* Stepped interest rates for the period 1 March to 31 March: balances \$0.00 to \$4,999.99 earned 0.00%
balances \$5,000.00 and above earned 0.00%pa (31 days)

how to make a transaction

online

Log in to www.macquarie.com.au/personal

by phone

Call 133 275 to make a phone transaction

transfers from another bank account

Transfer funds from another bank to this account:
BSB 182 222
ACCOUNT NO. 120261193

deposits using BPay

From another bank



| |
|--|
| Biller code: 20206 Ref: 120 261 193 |
|--|

continued on next



Macquarie Cash Management Account

MACQUARIE BANK LIMITED
ABN 46 008 583 542 AFSL 237502

enquiries 1800 806 310
transact@macquarie.com
www.macquarie.com.au

GPO Box 2520
Sydney, NSW 2001

1 Shelley Street
Sydney, NSW 2000



018 5311
TRUEBIN PTY LTD
18B CORNWALLIS PLACE
PORT MACQUARIE NSW 2444

account balance **\$583,254.69**
as at 28 Feb 22

account name TRUEBIN PTY LTD ATF
MILLAR FAMILY SUPERANNUATION FUND
account no. 120261193

| | transaction | description | debits | credits | balance |
|----------|-------------|---------------------------------|-----------------|-------------|-------------------|
| 31.01.22 | | OPENING BALANCE | | | 587,866.69 |
| 15.02.22 | Cheque | CHEQUE WITHDRAWAL 000231 | 4,612.00 | | 583,254.69 |
| | | CLOSING BALANCE AS AT 28 FEB 22 | 4,612.00 | 0.00 | 583,254.69 |

* Stepped interest rates for the period 1 February to 28 February: balances \$0.00 to \$4,999.99 earned 0.00%
balances \$5,000.00 and above earned 0.00%pa (28 days)

how to make a transaction

online

Log in to www.macquarie.com.au/personal

by phone

Call 133 275 to make a phone transaction

transfers from another bank account

Transfer funds from another bank to this account:
BSB 182 222
ACCOUNT NO. 120261193

deposits using BPay

From another bank



Billers code: 20206

Ref: 120 261 193

continued on next



Macquarie Cash Management Account

MACQUARIE BANK LIMITED
ABN 46 008 583 542 AFSL 237502enquiries 1800 806 310
transact@macquarie.com
www.macquarie.com.auGPO Box 2520
Sydney, NSW 20011 Shelley Street
Sydney, NSW 2000

018

5522

TRUEBIN PTY LTD
18B CORNWALLIS PLACE
PORT MACQUARIE NSW 2444account balance **\$587,866.69**
as at 31 Jan 22account name TRUEBIN PTY LTD ATF
MILLAR FAMILY SUPERANNUATION FUND
account no. 120261193

| transaction | description | debits | credits | balance |
|-------------|---------------------------------|--------|---------|------------|
| 31.12.21 | OPENING BALANCE | | | 587,866.69 |
| | CLOSING BALANCE AS AT 31 JAN 22 | 0.00 | 0.00 | 587,866.69 |

* Stepped interest rates for the period 1 January to 31 January: balances \$0.00 to \$4,999.99 earned 0.00%
balances \$5,000.00 and above earned 0.00%pa (31 days)

how to make a transaction

online

Log in to www.macquarie.com.au/personal

by phone

Call 133 275 to make a phone transaction

transfers from another bank account

Transfer funds from another bank to this account:
BSB 182 222
ACCOUNT NO. 120261193

deposits using BPay

From another bank

Biller code: 20206
Ref: 120 261 193

continued on next



Macquarie Cash Management Account

MACQUARIE BANK LIMITED
ABN 46 008 583 542 AFSL 237502enquiries 1800 806 310
transact@macquarie.com
www.macquarie.com.auGPO Box 2520
Sydney, NSW 20011 Shelley Street
Sydney, NSW 2000

018

46375

TRUEBIN PTY LTD
18B CORNWALLIS PLACE
PORT MACQUARIE NSW 2444account balance **\$587,866.69**
as at 31 Dec 21account name TRUEBIN PTY LTD ATF
MILLAR FAMILY SUPERANNUATION FUND
account no. 120261193

| transaction | description | debits | credits | balance |
|-------------|---------------------------------|--------|----------------------------|-------------------|
| 30.11.21 | OPENING BALANCE | | | 557,587.46 |
| 22.12.21 | Deposit | | UPG Interest 30,246.58 | 587,834.04 |
| 31.12.21 | Interest | | CR INCOME ADJUSTMENT 32.65 | 587,866.69 |
| | CLOSING BALANCE AS AT 31 DEC 21 | 0.00 | 30,279.23 | 587,866.69 |

* Stepped interest rates for the period 1 December to 31 December: balances \$0.00 to \$4,999.99 earned 0.00% balances \$5,000.00 and above earned 0.00%pa (31 days)

how to make a transaction

online

Log in to www.macquarie.com.au/personal

by phone

Call 133 275 to make a phone transaction

transfers from another bank account

Transfer funds from another bank to this account:
BSB 182 222
ACCOUNT NO. 120261193

deposits using BPay

From another bank



| |
|--|
| Biller code: 20206 Ref: 120 261 193 |
|--|

continued on next



Macquarie Cash Management Account

MACQUARIE BANK LIMITED
ABN 46 008 583 542 AFSL 237502

enquiries 1800 806 310
transact@macquarie.com
www.macquarie.com.au

GPO Box 2520
Sydney, NSW 2001

1 Shelley Street
Sydney, NSW 2000



TRUEBIN PTY LTD
18B CORNWALLIS PLACE
PORT MACQUARIE NSW 2444

account balance **\$557,587.46**
as at 30 Nov 21

account name TRUEBIN PTY LTD ATF
MILLAR FAMILY SUPERANNUATION FUND
account no. 120261193

| transaction | description | debits | credits | balance |
|-------------|---------------------------------|--------|---------|-------------------|
| 31.10.21 | OPENING BALANCE | | | 557,587.46 |
| | CLOSING BALANCE AS AT 30 NOV 21 | 0.00 | 0.00 | 557,587.46 |

* Stepped interest rates for the period 1 November to 30 November: balances \$0.00 to \$4,999.99 earned 0.00% balances \$5,000.00 and above earned 0.00%pa (30 days)

how to make a transaction

online
Log in to www.macquarie.com.au/personal

by phone
Call 133 275 to make a phone transaction

transfers from another bank account
Transfer funds from another bank to this account:
BSB 182 222
ACCOUNT NO. 120261193

deposits using BPay
From another bank

| | |
|--|---------------------|
| | Billers code: 20206 |
| | Ref: 120 261 193 |

continued on next



MACQUARIE

Macquarie Cash Management Account

MACQUARIE BANK LIMITED
ABN 46 008 583 542 AFSL 237502enquiries 1800 806 310
transact@macquarie.com
www.macquarie.com.auGPO Box 2520
Sydney, NSW 20011 Shelley Street
Sydney, NSW 2000

018 5329

TRUEBIN PTY LTD
18B CORNWALLIS PLACE
PORT MACQUARIE NSW 2444account balance **\$557,587.46**
as at 31 Oct 21account name TRUEBIN PTY LTD ATF
MILLAR FAMILY SUPERANNUATION FUND
account no. 120261193

| transaction | description | debits | credits | balance |
|-------------|---------------------------------|--------------------------|----------|------------|
| 30.09.21 | OPENING BALANCE | | | 562,199.46 |
| 14.10.21 | Cheque | CHEQUE WITHDRAWAL 000230 | 4,612.00 | 557,587.46 |
| | CLOSING BALANCE AS AT 31 OCT 21 | 4,612.00 | 0.00 | 557,587.46 |

* Stepped interest rates for the period 1 October to 31 October: balances \$0.00 to \$4,999.99 earned 0.00%
balances \$5,000.00 and above earned 0.00%pa (31 days)

how to make a transaction

online

Log in to www.macquarie.com.au/personal

by phone

Call 133 275 to make a phone transaction

transfers from another bank account

Transfer funds from another bank to this account:
BSB 182 222
ACCOUNT NO. 120261193

deposits using BPay

From another bank

Biller code: 20206
Ref: 120 261 193

continued on next



MACQUARIE

Macquarie Cash Management Account

MACQUARIE BANK LIMITED
ABN 46 008 583 542 AFSL 237502enquiries 1800 806 310
transact@macquarie.com
www.macquarie.com.auGPO Box 2520
Sydney, NSW 20011 Shelley Street
Sydney, NSW 2000

018

7606

TRUEBIN PTY LTD
18B CORNWALLIS PLACE
PORT MACQUARIE NSW 2444account balance **\$562,199.46**
as at 30 Sep 21account name TRUEBIN PTY LTD ATF
MILLAR FAMILY SUPERANNUATION FUND
account no. 120261193

| transaction | description | debits | credits | balance |
|-------------|---------------------------------|--------------|----------|--------------|
| 31.08.21 | OPENING BALANCE | | | 1,557,719.30 |
| 15.09.21 | Cheque CHEQUE WITHDRAWAL 000229 | 1,000,000.00 | | 557,719.30 |
| 22.09.21 | Deposit EDV DIV 001266291173 | | 96.60 | 557,815.90 |
| 30.09.21 | Deposit UPG Interest | | 4,383.56 | 562,199.46 |
| | CLOSING BALANCE AS AT 30 SEP 21 | 1,000,000.00 | 4,480.16 | 562,199.46 |

* Stepped interest rates for the period 1 September to 30 September: balances \$0.00 to \$4,999.99 earned 0.00% balances \$5,000.00 and above earned 0.00%pa (30 days)

how to make a transaction

online

Log in to www.macquarie.com.au/personal

by phone

Call 133 275 to make a phone transaction

transfers from another bank account

Transfer funds from another bank to this account:
BSB 182 222
ACCOUNT NO. 120261193

deposits using BPay

From another bank



Biller code: 20206

Ref: 120 261 193

continued on next



MACQUARIE

Macquarie Cash Management Account

MACQUARIE BANK LIMITED
ABN 46 008 583 542 AFSL 237502enquiries 1800 806 310
transact@macquarie.com
www.macquarie.com.auGPO Box 2520
Sydney, NSW 20011 Shelley Street
Sydney, NSW 2000

018 6288

TRUEBIN PTY LTD
18B CORNWALLIS PLACE
PORT MACQUARIE NSW 2444account balance **\$1,557,719.30**
as at 31 Aug 21account name TRUEBIN PTY LTD ATF
MILLAR FAMILY SUPERANNUATION FUND
account no. 120261193

| transaction | description | debits | credits | balance |
|-------------|---------------------------------|--------------------------|----------|--------------|
| 31.07.21 | OPENING BALANCE | | | 1,561,232.30 |
| 19.08.21 | Cheque | CHEQUE WITHDRAWAL 000228 | 3,513.00 | 1,557,719.30 |
| | CLOSING BALANCE AS AT 31 AUG 21 | 3,513.00 | 0.00 | 1,557,719.30 |

* Stepped interest rates for the period 1 August to 31 August: balances \$0.00 to \$4,999.99 earned 0.00%
balances \$5,000.00 and above earned 0.00%pa (31 days)

how to make a transaction

online

Log in to www.macquarie.com.au/personal

by phone

Call 133 275 to make a phone transaction

transfers from another bank account

Transfer funds from another bank to this account:
BSB 182 222
ACCOUNT NO. 120261193

deposits using BPay

From another bank

Biller code: 20206
Ref: 120 261 193

continued on next



Macquarie Cash Management Account

MACQUARIE BANK LIMITED
ABN 46 008 583 542 AFSL 237502enquiries 1800 806 310
transact@macquarie.com
www.macquarie.com.auGPO Box 2520
Sydney, NSW 20011 Shelley Street
Sydney, NSW 2000

018 6599

TRUEBIN PTY LTD
18B CORNWALLIS PLACE
PORT MACQUARIE NSW 2444account balance **\$1,561,232.30**
as at 31 Jul 21account name TRUEBIN PTY LTD ATF
MILLAR FAMILY SUPERANNUATION FUND
account no. 120261193

30.06.21

| transaction | description | debits | credits | balance |
|-------------|---------------------------------|--------|---------|---------------------|
| | OPENING BALANCE | | | 1,561,232.30 |
| | CLOSING BALANCE AS AT 31 JUL 21 | 0.00 | 0.00 | 1,561,232.30 |

* Stepped interest rates for the period 1 July to 31 July: balances \$0.00 to \$4,999.99 earned 0.00% balances \$5,000.00 and above earned 0.00%pa (31 days)

how to make a transaction

online

Log in to www.macquarie.com.au/personal

by phone

Call 133 275 to make a phone transaction

transfers from another bank account

Transfer funds from another bank to this account:
BSB 182 222
ACCOUNT NO. 120261193

deposits using BPay

From another bank



| |
|--|
| Biller code: 20206 Ref: 120 261 193 |
|--|

continued on next



Australian Government
Australian Taxation Office

Agent ARMSTRONG
ADVISORY PTY
LIMITED

Client MILLAR FAMILY
SUPER FUND

ABN 67 194 528 905

TFN 781 023 219

Activity statement 001

| | |
|-----------------------|-------------|
| Date generated | 25 May 2023 |
| Overdue | \$0.00 |
| Not yet due | \$0.00 |
| Balance | \$0.00 |

Transactions

16 results found - from **25 May 2021** to **05 September 2022** sorted by **processed date** ordered **newest to oldest**

| Processed date | Effective date | Description | Debit (DR) | Credit (CR) | Balance |
|----------------|----------------|--|------------|-------------|---------------|
| 18 Aug 2022 | 18 Aug 2022 | General interest charge | | | \$0.00 |
| 18 Aug 2022 | 17 Aug 2022 | Payment received | | \$4,345.00 | \$0.00 |
| 1 Aug 2022 | 1 Aug 2022 | General interest charge | | | \$4,345.00 DR |
| 31 Jul 2022 | 28 Jul 2022 | Original Activity Statement for the period ending 30 Jun 22 - PAYG Instalments | \$4,345.00 | | \$4,345.00 DR |

| Processed date | Effective date | Description | Debit (DR) | Credit (CR) | Balance |
|----------------|----------------|--|------------|-------------|---------------|
| 1 May 2022 | 1 May 2022 | General interest charge | | | \$0.00 |
| 1 May 2022 | 28 Apr 2022 | Original Activity Statement for the period ending 31 Mar 22 - PAYG Instalments | \$4,612.00 | | \$0.00 |
| 14 Apr 2022 | 13 Apr 2022 | Payment received | | \$4,612.00 | \$4,612.00 CR |
| 16 Feb 2022 | 15 Feb 2022 | Payment received | | \$4,612.00 | \$0.00 |
| 14 Feb 2022 | 28 Feb 2022 | Original Activity Statement for the period ending 31 Dec 21 - PAYG Instalments | \$4,612.00 | | \$4,612.00 DR |
| 31 Oct 2021 | 31 Oct 2021 | General interest charge | | | \$0.00 |
| 31 Oct 2021 | 28 Oct 2021 | Original Activity Statement for the period ending 30 Sep 21 - PAYG Instalments | \$4,612.00 | | \$0.00 |

| Processed date | Effective date | Description | Debit (DR) | Credit (CR) | Balance |
|----------------|----------------|--|------------|-------------|---------------|
| 15 Oct 2021 | 14 Oct 2021 | Payment received | | \$4,612.00 | \$4,612.00 CR |
| 19 Aug 2021 | 19 Aug 2021 | General interest charge | | | \$0.00 |
| 19 Aug 2021 | 18 Aug 2021 | Payment received | | \$3,513.00 | \$0.00 |
| 2 Aug 2021 | 2 Aug 2021 | General interest charge | | | \$3,513.00 DR |
| 1 Aug 2021 | 28 Jul 2021 | Original Activity Statement for the period ending 30 Jun 21 - PAYG Instalments | \$3,513.00 | | \$3,513.00 DR |



Australian Government
Australian Taxation Office

Agent ARMSTRONG
ADVISORY PTY
LIMITED

Client MILLAR FAMILY
SUPER FUND

ABN 67 194 528 905

TFN 781 023 219

Activity statement 001

Tax type summary

Financial Year 2022
Period 01 July 2021 - 30 June 2022

Type

| Description | Balance |
|---------------------------------------|----------------|
| Pay as you go Instalments | \$18,181.00 DR |
| Total net assessable interest income | \$24.89 CR |
| Total net deductible interest expense | \$24.89 DR |



Australian Government
Australian Taxation Office

Agent ARMSTRONG
ADVISORY PTY
LIMITED

Client MILLAR FAMILY
SUPER FUND

ABN 67 194 528 905

TFN 781 023 219

Income tax 551

| | |
|-----------------------|-------------|
| Date generated | 25 May 2023 |
| Overdue | \$0.00 |
| Not yet due | \$0.00 |
| Balance | \$0.00 |

Transactions

2 results found - from **25 May 2021** to **25 May 2023** sorted by **processed date**
ordered **newest to oldest**

| Processed date | Effective date | Description | Debit (DR) | Credit (CR) | Balance |
|-----------------------|-----------------------|--|-------------------|--------------------|----------------|
| 16 May 2022 | 19 May 2022 | EFT refund for Income Tax for the period from 01 Jul 20 to 30 Jun 21 | \$6.59 | | \$0.00 |
| 16 May 2022 | 16 May 2022 | Tax return Self Man Superfund - Income Tax for the period from 01 Jul 20 to 30 Jun 21 | | \$6.59 | \$6.59 CR |
