

---

Financial statements and reports for the year ended  
30 June 2022

P & W Dreverman Superannuation Fund

Prepared for: Peter James Dreverman and Winsome Anne Dreverman

## **P & W Dreverman Superannuation Fund**

# **Reports Index**

---

Operating Statement

Statement of Financial Position

Notes to the Financial Statements

Investment Summary Report

Investment Income Report

Investment Movement Report

Trustees Declaration

Self Managed Superannuation Fund Annual Return

Memorandum of Resolutions

Member Statements

**P & W Dreverman Superannuation Fund**

**Operating Statement**

For the year ended 30 June 2022

	Note	2022	2021
		\$	\$
<b>Income</b>			
<b>Investment Income</b>			
Trust Distributions		5,041	3,522
Dividends Received		164,142	57,686
Interest Received		332	1,369
Property Income		19,167	21,083
<b>Total Income</b>		<u>188,682</u>	<u>83,660</u>
<b>Expenses</b>			
Accountancy Fees		2,585	2,860
ATO Supervisory Levy		259	259
Auditor's Remuneration		418	583
Bank Charges		48	31
Investment Expenses		3,848	0
		<u>7,159</u>	<u>3,733</u>
<b>Member Payments</b>			
Pensions Paid		56,540	44,180
<b>Investment Losses</b>			
Changes in Market Values			
Realised Movements in Market Value		(886)	0
Unrealised Movements in Market Value		275,429	(434,275)
Other Investment Gains/Losses		(1)	0
<b>Total Expenses</b>		<u>338,240</u>	<u>(386,362)</u>
<b>Benefits accrued as a result of operations before income tax</b>		<u>(149,559)</u>	<u>470,024</u>
Income Tax Expense		(69,452)	(24,281)
<b>Benefits accrued as a result of operations</b>		<u>(80,107)</u>	<u>494,305</u>

*The accompanying notes form part of these financial statements.*

**P & W Dreverman Superannuation Fund**  
**Statement of Financial Position**

As at 30 June 2022

	Note	2022	2021
		\$	\$
<b>Assets</b>			
<b>Investments</b>			
Fixed Interest Securities		50,000	50,000
Real Estate Properties (Non Residential)		325,000	350,000
Shares in Listed Companies		1,642,548	1,707,481
Units in Listed Unit Trusts		61,653	74,332
<b>Total Investments</b>		<u>2,079,201</u>	<u>2,181,813</u>
<b>Other Assets</b>			
Westpac Flexi		27	222
Westpac eSaver		33,029	55,500
Income Tax Refundable		69,452	24,281
<b>Total Other Assets</b>		<u>102,508</u>	<u>80,003</u>
<b>Total Assets</b>		<u>2,181,709</u>	<u>2,261,816</u>
Less:			
<b>Liabilities</b>			
Sundry Creditors		442	442
<b>Total Liabilities</b>		<u>442</u>	<u>442</u>
<b>Net assets available to pay benefits</b>		<u>2,181,267</u>	<u>2,261,374</u>
Represented by:			
<b>Liability for accrued benefits allocated to members' accounts</b>	2, 3		
Dreverman, Peter James - Pension (Pension 1.7.12)		1,299,800	1,347,536
Dreverman, Peter James - Pension (Pension 23.8.12)		93,288	96,717
Dreverman, Winsome Anne - Pension (Pension 1.7.12)		788,179	817,121
<b>Total Liability for accrued benefits allocated to members' accounts</b>		<u>2,181,267</u>	<u>2,261,374</u>

*The accompanying notes form part of these financial statements.*

**P & W Dreverman Superannuation Fund**  
**Notes to the Financial Statements**

For the year ended 30 June 2022

---

**Note 1: Summary of Significant Accounting Policies**

The trustees have prepared the financial statements on the basis that the Superannuation Fund is not a reporting entity because it is not publicly accountable and is not required by law or governing document to prepare financial statements that comply with Australian Accounting Standards. The financial statements are therefore special purpose financial statements that have been prepared in order to meet the requirements of the Superannuation Industry (Supervision) Act 1993 and associated Regulations, the trust deed of the Fund and the needs of members.

The financial statements have been prepared on a cash basis and are based on historical costs, except for investments which have been measured at market value.

The following significant accounting policies, which are consistent with the policies applied in the previous period unless otherwise stated, have been adopted in the preparation of the financial statements.

The financial statements were authorised for issue by the Trustee(s).

**a. Measurement of Investments**

The Fund initially recognises:

- (i) an investment when it controls the future economic benefits expected to flow from the asset. For financial assets, the trade date is considered to be the date on which control of the future economic benefits attributable to the asset passes to the Fund; and
- (ii) a financial liability on the date it becomes a party to the contractual provisions of the instrument.

Investments of the Fund have been measured at market value, which refers to the amount that a willing buyer could reasonably be expected to pay to acquire an asset from a willing seller if the following assumptions were made:

- that the buyer and the seller deal with each other at arm's length in relation to the sale;
- that the sale occurred after proper marketing of the asset; and
- that the buyer and the seller acted knowledgeably and prudentially in relation to the sale.

Market value has been determined as follows:

- (i) shares and other securities listed on the Australian Securities Exchange by reference to the relevant market quotations at the end of the reporting period;
- (ii) units in managed funds by reference to the unit redemption price at the end of the reporting period;
- (iii) fixed-interest securities by reference to the redemption price at the end of the reporting period;
- (iv) unlisted investments are stated at trustees' assessment based on estimated market value at balance date or where necessary, an external valuer's opinion; and
- (v) investment properties at the trustees' assessment of the market value or where necessary a qualified independent valuer's opinion at the end of reporting period.

Financial liabilities, such as trade creditors and other payables, are measured at the gross value of the outstanding balance at the end of the reporting period. The trustees have determined that the gross values of the Fund's financial liabilities is equivalent to their market values. Any remeasurement changes in the gross values of non-current financial liabilities (including liabilities for members' accrued benefits) are recognised in the operating statement in the periods in which they occur.

**b. Cash and Cash Equivalents**

Cash and cash equivalents include cash on hand and at call, deposits with banks and short-term, highly liquid investments that are readily convertible to cash and subject to an insignificant risk of change in value.

**c. Revenue**

Revenue is recognised to the extent that it is probable that the economic benefits will flow to the Fund and the revenue can be reliably measured. Revenue is recognised at the fair value of the consideration received or receivable.

**P & W Dreverman Superannuation Fund**  
**Notes to the Financial Statements**

For the year ended 30 June 2022

---

**Interest revenue**

Interest revenue is recognised in respect of fixed-interest securities, and cash and cash equivalent balances. Interest revenue is recognised upon receipt.

**Dividend revenue**

Dividend revenue is recognised when the dividend has been paid or, in the case of dividend reinvestment schemes, when the dividend is credited to the benefit of the fund.

**Rental revenue**

Rental revenue arising from operating leases on investment properties is recognised upon receipt.

**Distribution revenue**

Distributions from unit trusts and managed funds are recognised as at the date the unit value is quoted ex-distribution and if not received at the end of the reporting period, are reflected in the statement of financial position as a receivable at market value.

**Remeasurement changes in market values**

Remeasurement changes in the market values of assets are recognised as income and determined as the difference between the market value at year-end or consideration received (if sold during the year) and the market value as at the prior year-end or cost (if acquired during the period).

**Contributions**

Contributions and transfers in are recognised when the control and the benefits from the revenue have been attained and are recorded by the Fund, gross of any taxes, in the period to which they relate.

**d. Liability for Accrued Benefits**

The liability for accrued benefits represents the Fund's present obligation to pay benefits to members and beneficiaries, and has been calculated as the difference between the carrying amount of the assets and the carrying amount of the other payables and income tax liabilities as at the end of the reporting period.

**e. Critical Accounting Estimates and Judgements**

The preparation of financial statements requires the trustees to make judgements, estimates and assumptions that affect the application of accounting policies and the reported amounts of assets and liabilities, income and expenses. Actual results may differ from these estimates.

Estimates and underlying assumptions are reviewed on an ongoing basis. Revisions to accounting estimates are recognised in the period in which the estimate is revised and in any future period affected.

**Note 2: Liability for Accrued Benefits**

	2022	2021
	\$	\$
Liability for accrued benefits at beginning of year	2,261,373	1,767,069
Benefits accrued as a result of operations	(80,107)	494,304
Current year member movements	0	0
Liability for accrued benefits at end of year	<u>2,181,266</u>	<u>2,261,373</u>

**Note 3: Vested Benefits**

**P & W Dreverman Superannuation Fund**

**Notes to the Financial Statements**

For the year ended 30 June 2022

Vested benefits are benefits that are not conditional upon continued membership of the fund (or any factor other than resignation from the plan) and include benefits which members were entitled to receive had they terminated their fund membership as at the end of the reporting period.

	<b>2022</b>	<b>2021</b>
	<b>\$</b>	<b>\$</b>
Vested Benefits	2,181,266	2,261,373

**Note 4: Guaranteed Benefits**

No guarantees have been made in respect of any part of the liability for accrued benefits.

**Note 5: Subsequent Event - COVID-19**

The Coronavirus (Covid-19) pandemic is expected to cause material decline in the market value of the fund investments. The trustees are aware of the uncertainty surrounding the global markets during this time and the effects it will have on the value of the fund investments after the reporting date.

**Notes to the Financial Statements**

For the year ended 30 June 2022

	2022	2021
	\$	\$
<b><u>RECONCILIATION OF TAXABLE INCOME</u></b>		
Profit before Tax per Operating Statement	-149,559	470,024
Assessable Income not shown		
Franking Credits on Dividends	69,331	24,281
Trust Distributions	5,162	3,172
Income not Assessable		
Distributions Received	-5,041	-3,522
Deductions not shown		
Exempt Current Pension Income	-258,134	-107,593
Expenses not deductible		
Pensions Paid	56,540	44,180
Realised Movements in Market Value	-886	0
Unrealised Movements in Market Value	275,429	-434,275
Other Investment Gains/Losses	-1	0
Other Expenses - portion related to exempt income	7,159	3,733
	<u>0</u>	<u>0</u>
Per Income Tax Return	<u>0</u>	<u>0</u>
<b><u>TAX PAYABLE (-REFUND)</u></b>		
Tax at 15%	0.00	-0.03
Franking Credits	-69,330.91	-24,280.82
TFN wheld	-121.00	0.00
As per Operating Statement	<u>-69,451.91</u>	<u>-24,280.85</u>
As per Statement of Financial Position	-69,451.91	-24,280.85
Supervisory Levy	259.00	259.00
As per Income Tax Return	<u>-69,192.91</u>	<u>-24,021.85</u>



# P & W Dreyerman Superannuation Fund Investment Summary Report

As at 30 June 2022

Investment	Units	Market Price <sup>1</sup>	Market Value	Average Cost	Accounting Cost	Unrealised Gain/(Loss)	Gain/(Loss)%	Portfolio Weight%
<b>Cash/Bank Accounts</b>								
Westpac eSaver		33,028.62000	33,028.62	33,028.62	33,028.62			1.56 %
Westpac Flexi		26.730000	26.73	26.73	26.73			0.00 %
		<b>33,055.35</b>	<b>33,055.35</b>					<b>1.56 %</b>
<b>Fixed Interest Securities</b>								
DREVESF_T Term Deposit - WBC 412620	1.00	50,000.000000*	50,000.00	50,000.00	50,000.00	0.00	0.00 %	2.37 %
ERMDEPOS1								
T5								
			<b>50,000.00</b>		<b>50,000.00</b>	<b>0.00</b>	<b>0.00 %</b>	<b>2.37 %</b>
<b>Real Estate Properties (Non Residential)</b>								
IP-038	1.00	325,000.000000	325,000.00	315,000.00	315,000.00	10,000.00	3.17 %	15.39 %
			<b>325,000.00</b>		<b>315,000.00</b>	<b>10,000.00</b>	<b>3.17 %</b>	<b>15.39 %</b>
<b>Shares in Listed Companies</b>								
AWC.AX	23,600.00	1.465000	34,574.00	1.82	43,066.58	(8,492.58)	(19.72) %	1.64 %
AMC.AX	2,000.00	18.040000	36,080.00	15.90	31,795.95	4,284.05	13.47 %	1.71 %
ANZ.AX	4,000.00	22.030000	88,120.00	25.20	100,801.86	(12,681.86)	(12.58) %	4.17 %
BHP.AX	6,000.00	41.250000	247,500.00	39.38	236,286.28	11,213.72	4.75 %	11.72 %
BSL.AX	667.00	15.900000	10,605.30	18.19	12,130.00	(1,524.70)	(12.57) %	0.50 %
COL.AX	5,000.00	17.810000	89,050.00	9.49	47,431.87	41,618.13	87.74 %	4.22 %
CBA.AX	1,800.00	90.380000	162,684.00	57.58	103,642.25	59,041.75	56.97 %	7.70 %
HMC.AX	20,000.00	4.510000	90,200.00	3.26	65,237.10	24,962.90	38.26 %	4.27 %
NAB.AX	4,000.00	27.390000	109,560.00	28.03	112,138.93	(2,578.93)	(2.30) %	5.19 %
QAN.AX	10,000.00	4.470000	44,700.00	4.85	48,508.02	(3,808.02)	(7.85) %	2.12 %
RIO.AX	2,000.00	102.700000	205,400.00	72.72	145,437.07	59,962.93	41.23 %	9.72 %
TLS.AX	35,000.00	3.850000	134,750.00	4.28	149,649.43	(14,899.43)	(9.96) %	6.38 %
WES.AX	5,000.00	41.910000	209,550.00	21.33	106,635.47	102,914.53	96.51 %	9.92 %
WBC.AX	5,000.00	19.500000	97,500.00	25.03	125,132.00	(27,632.00)	(22.08) %	4.62 %
WDS.AX	2,584.00	31.840000	82,274.56	35.93	92,844.02	(10,569.46)	(11.38) %	3.90 %

**P & W Dreverman Superannuation Fund**  
**Investment Summary Report**

As at 30 June 2022

Investment	Units	Market Price <sup>1</sup>	Market Value	Average Cost	Accounting Cost	Unrealised Gain/(Loss)	Gain/(Loss)%	Portfolio Weight%
<b>Units in Listed Unit Trusts</b>								
HDN.AX Homeco Daily Needs REIT	23,948.00	1.280000	30,653.44	1.35	32,367.08	(1,713.64)	(5.29) %	1.45 %
HPI.AX Hotel Property Investments	10,000.00	3.100000	31,000.00	3.24	32,352.00	(1,352.00)	(4.18) %	1.47 %
			<b>61,653.44</b>		<b>64,719.08</b>	<b>(3,065.64)</b>	<b>(4.74) %</b>	<b>2.92 %</b>
			<b>2,112,256.65</b>		<b>1,883,511.26</b>	<b>228,745.39</b>	<b>12.14 %</b>	<b>100.00 %</b>

<sup>1</sup>Market Prices as at Reporting Date. Note: Where prices unavailable, system will use last known price

\* Investments using last known price

Investment	Market Price	Market Price Date
Term Deposit - WBC 412620	50000.000000	30/06/2021

**P & W Dreverman Superannuation Fund**  
**Investment Movement Report**

As at 30 June 2022

Investment	Opening Balance		Additions		Disposals		Closing Balance		Market Value
	Units	Cost	Units	Cost	Units	Cost	Units	Cost	
<b>Bank Accounts</b>									
Westpac eSaver		55,499.86		285,178.06	(307,649.30)			33,028.62	33,028.62
Westpac Flexi		221.84		503,475.74	(503,670.85)		26.73	26.73	26.73
		<b>55,721.70</b>		<b>788,653.80</b>	<b>(811,320.15)</b>			<b>33,055.35</b>	<b>33,055.35</b>
<b>Fixed Interest Securities</b>									
DREYESF_TERMDEPOSIT5 - Term Deposit - WBC 412620	1.00	50,000.00					1.00	50,000.00	50,000.00
		<b>50,000.00</b>						<b>50,000.00</b>	<b>50,000.00</b>
<b>Real Estate Properties (Non Residential)</b>									
IP-038 - 87-89 Nicholson Street, Orbst	1.00	315,000.00					1.00	315,000.00	325,000.00
		<b>315,000.00</b>						<b>315,000.00</b>	<b>325,000.00</b>
<b>Shares in Listed Companies</b>									
AWC.AX - Alumina	20,000.00	31,998.15	23,600.00	43,066.58	(31,998.15)		23,600.00	43,066.58	34,574.00
AMC.AX - Amcor	2,000.00	31,795.95					2,000.00	31,795.95	36,080.00
ANZPE.AX - ANZ - Capital Notes 2	500.00	50,000.00						0.00	0.00
ANZ.AX - ANZ Bank	3,000.00	71,646.64	1,000.00	29,155.22			4,000.00	100,801.86	88,120.00

**P & W Dreyerman Superannuation Fund**  
**Investment Income Report**

As at 30 June 2022

Investment	Total Income	Franked	Unfranked	Interest/ Other	Franking Credits	Foreign Income	Foreign Credits * 1	Assessable Income (Excl. Capital Gains) * 2	TFN Credits	Deductions	Other	Distributed Capital Gains	Non-Assessable Payments
<b>Bank Accounts</b>													
Westpac eSaver	118.46			118.46	0.00	0.00	0.00	118.46				0.00	0.00
	<b>118.46</b>			<b>118.46</b>	<b>0.00</b>	<b>0.00</b>	<b>0.00</b>	<b>118.46</b>				<b>0.00</b>	<b>0.00</b>
<b>Fixed Interest Securities</b>													
DREVESF_T Term Deposit - WBC 412620	213.78			213.78	0.00	0.00	0.00	213.78				0.00	0.00
ERMDEPOSIT5													
	<b>213.78</b>			<b>213.78</b>	<b>0.00</b>	<b>0.00</b>	<b>0.00</b>	<b>213.78</b>				<b>0.00</b>	<b>0.00</b>
<b>Real Estate Properties (Non Residential)</b>													
IP-038 87-89 Nicholson Street, Orbst	19,166.60							19,166.60					
	<b>19,166.60</b>							<b>19,166.60</b>					
<b>Shares in Listed Companies</b>													
AWC.AX Alumina	929.66	929.66	0.00		398.43			1,328.09		0.00			
AMC.AX Amcor	1,309.40	0.00	1,309.40		0.00			1,309.40		0.00			
ANZPE.AX ANZ - Capital Notes 2	4,980.00	4,980.00	0.00		2,134.29			7,114.29		0.00			
ANZ.AX ANZ Bank	1,157.30	1,157.30	0.00		495.99			1,653.29		0.00			
BHP.AX BHP	46,012.62	46,012.62	0.00		19,719.69			65,732.31		0.00			
BSL.AX Bluescope Steel	460.23	0.00	460.23		0.00			460.23		0.00			
COL.AX Coles	3,050.00	3,050.00	0.00		1,307.14			4,357.14		0.00			
CBA.AX Commonwealth Bank	41,406.64	41,406.64	0.00		17,745.71			59,152.35		0.00			
FMG.AX Fortescue Metals	5,940.00	5,940.00	0.00		2,545.71			8,485.71		0.00			
HMC.AX Home Consortium	2,400.00	1,800.00	600.00		771.43			3,171.43		0.00			
NAB.AX National Bank	5,080.00	5,080.00	0.00		2,177.14			7,257.14		0.00			
RIO.AX Rio	28,458.00	28,458.00	0.00		12,196.29			40,654.29		0.00			
TLS.AX Telstra	5,600.00	5,600.00	0.00		2,400.00			8,000.00		0.00			
WES.AX Wesfarmers	8,500.00	8,500.00	0.00		3,642.86			12,142.86		0.00			
WBC.AX Westpac	6,050.00	6,050.00	0.00		2,592.85			8,642.85		0.00			
WPL.AX Woodside	2,807.88	2,807.88	0.00		1,203.38			4,011.26		0.00			
	<b>164,141.73</b>	<b>161,772.10</b>	<b>2,369.63</b>		<b>69,330.91</b>			<b>233,472.64</b>		<b>0.00</b>			

**P & W Dreyer Superannuation Fund**  
**Investment Income Report**

As at 30 June 2022

Investment	Total Income	Franked	Unfranked	Interest/ Other	Franking Credits	Foreign Income	Foreign Credits * 1	Assessable Income (Excl. Capital Gains) * 2	TFN Credits	Other Deductions	Distributed Capital Gains	Non-Assessable Payments
<b>Units in Listed Unit Trusts</b>												
HDN.AX Homeco Daily Needs REIT	1,226.24			1,347.24	0.00	0.00	0.00	1,347.24	121.00	0.00	0.00	0.00
HPI.AX Hotel Property Investments	1,990.00	0.00	0.00	1,990.00	0.00	0.00	0.00	1,990.00		0.00	0.00	0.00
SKI.AX Spark Infrastructure	1,825.00	0.00	0.00	1,825.00	0.00	0.00	0.00	1,825.00		0.00	0.00	0.00
	<b>5,041.24</b>	<b>0.00</b>	<b>0.00</b>	<b>5,162.24</b>	<b>0.00</b>	<b>0.00</b>	<b>0.00</b>	<b>5,162.24</b>	<b>121.00</b>	<b>0.00</b>	<b>0.00</b>	<b>0.00</b>
	<b>188,681.81</b>	<b>161,772.10</b>	<b>2,369.63</b>	<b>5,494.48</b>	<b>69,330.91</b>	<b>0.00</b>	<b>0.00</b>	<b>258,133.72</b>	<b>121.00</b>	<b>0.00</b>	<b>0.00</b>	<b>0.00</b>

Assessable Income (Excl. Capital Gains)	258,133.72
Net Capital Gain	0.00
<b>Total Assessable Income</b>	<b>258,133.72</b>

\* 1 Includes foreign credits from foreign capital gains.

\* 2 Assessable Income in the SMSF Annual Return will be different as capital gains and losses from disposals of assets have not been included. For a breakdown of Distributed Capital Gains and Non-Assessable Payments refer to Distributions Reconciliation Report.

**P & W Dreverman Superannuation Fund**  
**Investment Movement Report**

As at 30 June 2022

Investment	Opening Balance		Additions		Disposals		Closing Balance		Accounting Profit/(Loss)	Units	Cost	Market Value
	Units	Cost	Units	Cost	Units	Cost	Units	Cost				
BHP.AX - BHP	2,000.00	69,153.30	4,000.00	167,132.98			6,000.00	236,286.28			247,500.00	
BSL.AX - Bluescope Steel	667.00	12,130.00					667.00	12,130.00			10,605.30	
COL.AX - Coles	5,000.00	47,431.87					5,000.00	47,431.87			89,050.00	
CBA.AX - Commonwealth Bank	2,087.00	113,992.96	222.00	22,453.85	(509.00)	(32,804.56)	1,800.00	103,642.25	(17,931.58)		162,684.00	
FMG.AX - Fortescue Metals	2,000.00	41,349.77			(2,000.00)	(41,349.77)		0.00	1,731.07			
HMC.AX - Home Consortium	20,000.00	65,237.10					20,000.00	65,237.10			90,200.00	
NAB.AX - National Bank	4,000.00	112,138.93					4,000.00	112,138.93			109,560.00	
QAN.AX - Qantas			10,000.00	48,508.02			10,000.00	48,508.02			44,700.00	
RIO.AX - Rio	2,000.00	145,437.07					2,000.00	145,437.07			205,400.00	
TLS.AX - Telstra	35,000.00	149,649.43					35,000.00	149,649.43			134,750.00	
WES.AX - Wesfarmers	5,000.00	116,635.47				(10,000.00)	5,000.00	106,635.47	0.00		209,550.00	
WBC.AX - Westpac	5,000.00	125,132.00					5,000.00	125,132.00			97,500.00	

P & W Dreverman Superannuation Fund

**Investment Movement Report**

As at 30 June 2022

Investment	Opening Balance		Additions		Disposals		Closing Balance		Market Value	
	Units	Cost	Units	Cost	Units	Cost	Units	Cost		
WPL.AX - Woodside	1,500.00	60,584.18	(1,500.00)	(60,584.18)				0.00		
WDS.AX - Woodside Energy Group Ltd			2,584.00	92,844.02			2,584.00	92,844.02	82,274.56	
		<b>1,244,312.82</b>		<b>403,160.67</b>		<b>(226,736.66)</b>		<b>1,420,736.83</b>	<b>1,642,547.86</b>	
<b>Units in Listed Unit Trusts</b>										
HDN.AX - Homeco Daily Needs REIT	14,237.00	19,208.91	9,711.00	13,158.17			23,948.00	32,367.08	30,653.44	
HPI.AX - Hotel Property Investments	10,000.00	32,352.00					10,000.00	32,352.00	31,000.00	
SKI.AX - Spark Infrastructure	10,000.00	16,764.80	(10,000.00)	(16,764.80)				0.00		
		<b>68,325.71</b>		<b>13,158.17</b>		<b>(16,764.80)</b>		<b>10,910.20</b>	<b>61,653.44</b>	
		<b>1,733,360.23</b>		<b>1,204,972.64</b>		<b>(1,054,821.61)</b>		<b>1,883,511.26</b>	<b>2,112,256.65</b>	

# P & W Dreverman Superannuation Fund

## Trustees Declaration

---

The trustees have determined that the Fund is not a reporting entity and that these special purpose financial statements should be prepared in accordance with the accounting policies described in Note 1 to the financial statements.

The trustees declare that:

- (i) the financial statements and notes to the financial statements for the year ended 30 June 2022 present fairly, in all material respects, the financial position of the Superannuation Fund at 30 June 2022 and the results of its operations for the year ended on that date in accordance with the accounting policies described in Note 1 to the financial statements;
- (ii) the financial statements and notes to the financial statements have been prepared in accordance with the requirements of the trust deed; and
- (iii) the operation of the superannuation fund has been carried out in accordance with its trust deed and in compliance with the requirements of the Superannuation Industry (Supervision) Act 1993 and associated Regulations during the year ended 30 June 2022.

Specifically, the trustees declare that:

- in accordance with s120 of the Superannuation Industry (Supervision) Act 1993, no individual trustee has been or is a disqualified person;
- the Fund has satisfactory title to all assets, all assets are unencumbered and free from charge as prescribed by s50 of the Superannuation Industry (Supervision) Act 1993 and reg13.14 of the Superannuation Industry (Supervision) Regulations 1994; and
- to the knowledge of the trustees, there have been no events or transactions subsequent to the balance date which could have a material impact on the Fund. Where such events have occurred, the effect of such events has been accounted and noted in the Fund's financial statements.

Signed in accordance with a resolution of the trustees by:

.....  
Peter James Dreverman

Trustee

.....  
Winsome Anne Dreverman

Trustee

Dated this ..... day of .....



# Memorandum of Resolutions of

Peter James Dreverman and Winsome Anne Dreverman  
ATF P & W Dreverman Superannuation Fund

---

## **FINANCIAL STATEMENTS OF SUPERANNUATION FUND:**

It was resolved that the financial statements would be prepared as special purpose financial statements as, in the opinion of the trustee(s), the Superannuation Fund is not a reporting entity and therefore is not required to comply with all Australian Accounting Standards.

It was further resolved that the financial statements and notes to the financial statements of the Superannuation Fund in respect of the year ended 30 June 2022 thereon be adopted.

## **TRUSTEE'S DECLARATION:**

It was resolved that the trustee's declaration of the Superannuation Fund be signed.

## **ANNUAL RETURN:**

Being satisfied that the Fund had complied with the requirements of the Superannuation Industry (Supervision) Act 1993 (SISA) and Regulations during the year ended 30 June 2022, it was resolved that the annual return be approved, signed and lodged with the Australian Taxation Office.

## **INVESTMENT STRATEGY:**

The allocation of the Fund's assets and the Fund's investment performance over the financial year were reviewed and found to be within the acceptable ranges outlined in the investment strategy. After considering the risk, rate of return, diversification and liquidity of the investments and the ability of the Fund to discharge its existing liabilities, it was resolved that the investment strategy continues to reflect the purposes and circumstances of the Fund and its members. Accordingly, no changes in the investment strategy were required.

## **INSURANCE COVER:**

The trustee(s) reviewed the current life and total and permanent disability insurance coverage on offer to the members and resolved that the current insurance arrangements were appropriate for the Fund.

## **ALLOCATION OF INCOME:**

It was resolved that the income of the Fund would be allocated to the members based on their average daily balance (an alternative allocation basis may be percentage of opening balance).

## **INVESTMENT ACQUISITIONS:**

It was resolved to ratify the investment acquisitions throughout the financial year ended 30 June 2022.

## **INVESTMENT DISPOSALS:**

It was resolved to ratify the investment disposals throughout the financial year ended 30 June 2022.

## **AUDITORS:**

It was resolved that

Tony Boys

of

Box 3376, Rundle Mall, South Australia 5000

act as auditors of the Fund for the next financial year.

## **TAX AGENTS:**

It was resolved that

Eager and Partners

act as tax agents of the Fund for the next financial year.

## **TRUSTEE STATUS:**

Each of the trustee(s) confirmed that they are qualified to act as trustee(s) of the Fund and that they are not disqualified persons as defined by s 120 of the SISA.

## **PAYMENT OF BENEFITS:**

The trustee has ensured that any payment of benefits made from the Fund,

# Memorandum of Resolutions of

Peter James Dreverman and Winsome Anne Dreverman  
ATF P & W Dreverman Superannuation Fund

---

meets the requirements of the Fund's deed and does not breach the superannuation laws in relation to:

1. making payments to members; and,
2. breaching the Fund or the member investment strategy.

The trustee has reviewed the payment of the benefit and received advice that the transfer is in accordance with the Deed and the superannuation laws. As such the trustee has resolved to allow the payment of the benefits on behalf of the member.

**CLOSURE:**

Signed as a true record –

.....  
Peter James Dreverman

/ /

.....  
Winsome Anne Dreverman

/ /

# P & W Dreverman Superannuation Fund

## Members Statement

Peter James Dreverman  
 PO Box 7  
 Orbost, Victoria, 3888, Australia

### Your Details

Date of Birth : Provided  
 Age: 74  
 Tax File Number: Provided  
 Date Joined Fund: 08/05/2006  
 Service Period Start Date: 01/06/1986  
 Date Left Fund:  
 Member Code: DREPET00003P  
 Account Start Date: 01/07/2012  
 Account Phase: Retirement Phase  
 Account Description: Pension 1.7.12

Nominated Beneficiaries N/A  
 Vested Benefits 1,299,799

### Your Balance

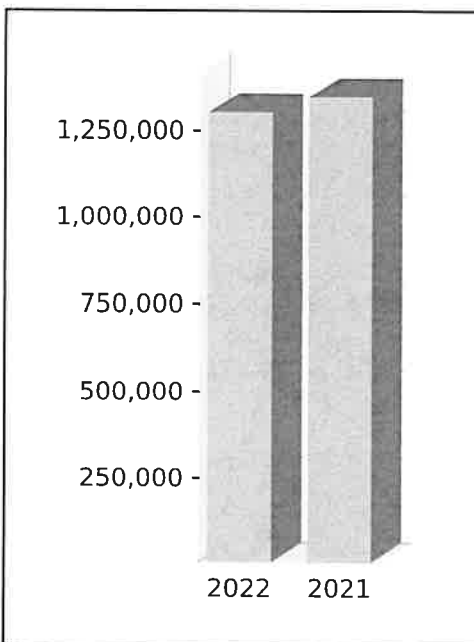
Total Benefits 1,299,799

#### Preservation Components

Preserved  
 Unrestricted Non Preserved 1,299,799  
 Restricted Non Preserved

#### Tax Components

Tax Free (81.33%) 1,057,092  
 Taxable 242,707



### Your Detailed Account Summary

	This Year	Last Year
Opening balance at 01/07/2021	1,347,535	1,053,144
<u>Increases to Member account during the period</u>		
Employer Contributions		
Personal Contributions (Concessional)		
Personal Contributions (Non Concessional)		
Government Co-Contributions		
Other Contributions		
Proceeds of Insurance Policies		
Transfers In		
Net Earnings	(14,046)	320,721
Internal Transfer In		
<u>Decreases to Member account during the period</u>		
Pensions Paid	33,690	26,330
Contributions Tax		
Income Tax		
No TFN Excess Contributions Tax		
Excess Contributions Tax		
Refund Excess Contributions		
Division 293 Tax		
Insurance Policy Premiums Paid		
Management Fees		
Member Expenses		
Benefits Paid/Transfers Out		
Superannuation Surcharge Tax		
Internal Transfer Out		
Closing balance at 30/06/2022	1,299,799	1,347,535

# P & W Dreverman Superannuation Fund

## Members Statement

---

### Trustee's Disclaimer

This statement has been prepared by the Trustee for the member whose name appears at the top of this statement. Every effort has been made by the Trustee to ensure the accuracy and completeness of this Statement. The Trustee does not accept any liability for any error, omission or misprint. All amounts shown in relation to benefits do not take into account any amounts which may be withheld to satisfy the requirements imposed by the Income Tax Assessment Act 1936.

Signed by all the trustees of the fund

---

Peter James Dreverman  
Trustee

---

Winsome Anne Dreverman  
Trustee

# P & W Dreverman Superannuation Fund

## Members Statement


Peter James Dreverman  
 PO Box 7  
 Orbst, Victoria, 3888, Australia

### Your Details

Date of Birth :	Provided	Nominated Beneficiaries	N/A
Age:	74	Vested Benefits	93,288
Tax File Number:	Provided		
Date Joined Fund:	08/05/2006		
Service Period Start Date:	01/06/1986		
Date Left Fund:			
Member Code:	DREPET00004P		
Account Start Date:	23/08/2012		
Account Phase:	Retirement Phase		
Account Description:	Pension 23.8.12		

### Your Balance

Total Benefits	93,288
<u>Preservation Components</u>	
Preserved	
Unrestricted Non Preserved	93,288
Restricted Non Preserved	
<u>Tax Components</u>	
Tax Free (27.07%)	25,252
Taxable	68,036



### Your Detailed Account Summary

	This Year	Last Year
Opening balance at 01/07/2021	96,717	75,560
<u>Increases to Member account during the period</u>		
Employer Contributions		
Personal Contributions (Concessional)		
Personal Contributions (Non Concessional)		
Government Co-Contributions		
Other Contributions		
Proceeds of Insurance Policies		
Transfers In		
Net Earnings	(1,009)	23,047
Internal Transfer In		
<u>Decreases to Member account during the period</u>		
Pensions Paid	2,420	1,890
Contributions Tax		
Income Tax		
No TFN Excess Contributions Tax		
Excess Contributions Tax		
Refund Excess Contributions		
Division 293 Tax		
Insurance Policy Premiums Paid		
Management Fees		
Member Expenses		
Benefits Paid/Transfers Out		
Superannuation Surcharge Tax		
Internal Transfer Out		
Closing balance at 30/06/2022	93,288	96,717

# P & W Dreverman Superannuation Fund

## Members Statement

---

### Trustee's Disclaimer

This statement has been prepared by the Trustee for the member whose name appears at the top of this statement. Every effort has been made by the Trustee to ensure the accuracy and completeness of this Statement. The Trustee does not accept any liability for any error, omission or misprint. All amounts shown in relation to benefits do not take into account any amounts which may be withheld to satisfy the requirements imposed by the Income Tax Assessment Act 1936.

Signed by all the trustees of the fund

---

Peter James Dreverman  
Trustee

---

Winsome Anne Dreverman  
Trustee

# P & W Dreverman Superannuation Fund

## Members Statement

Winsome Anne Dreverman  
 PO Box 7  
 Orbost, Victoria, 3888, Australia

### Your Details

Date of Birth : Provided  
 Age: 73  
 Tax File Number: Provided  
 Date Joined Fund: 08/05/2006  
 Service Period Start Date: 01/06/1986  
 Date Left Fund:  
 Member Code: DREWIN00003P  
 Account Start Date: 01/07/2012  
 Account Phase: Retirement Phase  
 Account Description: Pension 1.7.12

Nominated Beneficiaries N/A  
 Vested Benefits 788,179

### Your Balance


Total Benefits 788,179

#### Preservation Components

Preserved  
 Unrestricted Non Preserved 788,179  
 Restricted Non Preserved

#### Tax Components

Tax Free (70.53%) 555,887  
 Taxable 232,292



### Your Detailed Account Summary

	This Year	Last Year
Opening balance at 01/07/2021	817,121	638,365
<u>Increases to Member account during the period</u>		
Employer Contributions		
Personal Contributions (Concessional)		
Personal Contributions (Non Concessional)		
Government Co-Contributions		
Other Contributions		
Proceeds of Insurance Policies		
Transfers In		
Net Earnings	(8,512)	194,716
Internal Transfer In		
<u>Decreases to Member account during the period</u>		
Pensions Paid	20,430	15,960
Contributions Tax		
Income Tax		
No TFN Excess Contributions Tax		
Excess Contributions Tax		
Refund Excess Contributions		
Division 293 Tax		
Insurance Policy Premiums Paid		
Management Fees		
Member Expenses		
Benefits Paid/Transfers Out		
Superannuation Surcharge Tax		
Internal Transfer Out		
Closing balance at 30/06/2022	788,179	817,121

**P & W Dreverman Superannuation Fund**  
**Members Statement**

---

**Trustee's Disclaimer**

This statement has been prepared by the Trustee for the member whose name appears at the top of this statement. Every effort has been made by the Trustee to ensure the accuracy and completeness of this Statement. The Trustee does not accept any liability for any error, omission or misprint. All amounts shown in relation to benefits do not take into account any amounts which may be withheld to satisfy the requirements imposed by the Income Tax Assessment Act 1936.

Signed by all the trustees of the fund

---

Peter James Dreverman  
Trustee

---

Winsome Anne Dreverman  
Trustee