

# SMSF AUDIT WORKPAPERS

Client name	<b>THE WATKO SUPERANNUATION FUND</b>	Fin Accounts Prepared by	<b>SAM LEE</b>
Client code	WATKOSF/418	Date prepared	11-Oct-2023
Year ended	30-Jun-2023	Reviewed by	<b>TC 13-10-23</b>
SRN/HIN	X0051176138	AB Reviewed	Y / N
Postcode	2156	Start of next FY	01-Jul-2023

## Checklist

### WP INDEX

### WP NAME

<a href="#">CHK</a>	Current WIP
<a href="#">NYP</a>	Check List
<a href="#">PMR</a>	Points for Attention Next Year
<a href="#">QUE</a>	Partner/Manager Review Point
	Queries
<a href="#">A1</a>	Trust Deed Summary
<a href="#">A2</a>	Governing Rules
<a href="#">A3</a>	Minutes and Documentation
<a href="#">A5</a>	Engagement Check List
<a href="#">A6</a>	Audit Risks
<a href="#">A7</a>	Audit Completion
<a href="#">A8</a>	Financial Analysis (Going Concern)
<a href="#">B</a>	Record Keeping
<a href="#">C</a>	Financial Reporting
<a href="#">E</a>	Investments
<a href="#">F</a>	Cash and Receivables
<a href="#">G</a>	Income Tax
<a href="#">L</a>	Liabilities/Pensions
<a href="#">M</a>	Members' Benefits
<a href="#">N</a>	Contributions & Transfers In
<a href="#">R</a>	Revenue
<a href="#">X</a>	Expenses
<a href="#">X1</a>	Benefit Paid and Transfer Out
<a href="#">U</a>	General Workpapers & Correspondence

**NOTES:**



## Chartered Accountants Practice Workpapers

# CHK

Client name	THE WATKO SUPERANNUATION FUND	Fin Accounts Prepared by	SAM LEE
Client code	WATKOSF/418	Date prepared	11-Oct-2023
Year ended	30-Jun-2023	Reviewed by	
SRN/HIN	X0051176138	Date reviewed	
Post code	2156		<a href="#">Back to Cover</a>

**ITEM:** PREPARATION CHECKLIST BEFORE HAND IN FOR REVIEW

**FINANCIAL STATEMENTS**

Prior Yr Computer Records Saved:	Yes	Prior Yr Workpapers Complete & Scanned:	Yes
----------------------------------	-----	---	-----

**TAX RETURNS**

Supporting Schedules Complete:	Yes	ITR agrees to Class ITR:	Yes
--------------------------------	-----	--------------------------	-----

**SECRETARIAL**

Last Year Minutes Signed & Filed:	Yes
Last Year Accounts Signed & Filed:	Yes
Register Updated:	Yes
All Minutes (incl pension commencement) prepared:	Yes
Annual Return Complete:	Yes
Emailed Catherine to update BDBN:	No
Provide Catherine Minimum Pension Figures:	Yes
Prepare TBAR declaration form:	No
Checked Trust Deed Date, is it older than 6 years?	Yes

**COMPLIANCE WITH ACCOUNTING STANDARDS**

Potential Reasons for Non-Compliance:
---------------------------------------

**Notes for Future Returns:**

<b>Client name</b>	THE WATKO SUPERANNUATION FUND	<b>Fin Accounts Prepared by</b>	SAM LEE
<b>Client code</b>	WATKOSF/418	<b>Date prepared</b>	11-Oct-2023
<b>Year ended</b>	30-Jun-2023	<b>Reviewed by</b>	
<b>SRN/HIN</b>	X0051176138	<b>Date reviewed</b>	
<b>Postcode</b>	2156	<a href="#">Back to Cover</a>	

**ITEM:                POINTS FOR ATTENTION NEXT YEAR**

Sch Ref	Question	Response	INITIAL

Client name	THE WATKO SUPERANNUATION FUND	Fin Accounts Prepared by	SAM LEE
Client code	WATKOSF/418	Date prepared	11-Oct-2023
Year ended	30-Jun-2023	Reviewed by	
SRN/HIN	X0051176138	Date reviewed	
Postcode	2156		<a href="#">Back to Cover</a>

ITEM: PARTNER / MANAGER REVIEW POINTS

Sch Ref	Question	Response	
Recontribution Strategy	Have you considered a recontribution strategy for members of this super fund?	N/A	
Trust Deed	2013 deed upgrade was to change trustees only so governing rules from 2-6-2009 deed still apply	Trust Deed Date: 01.04.2013	
BDBN Dates		BDBN Dates: 31.05.2019	
GST checked Annual/Quarterly GST prepared for lodgement.		N/A	
Change GST to annually from quarterly		N/A	





## Chartered Accountants Practice Workpapers

# QUE

<b>Client name</b>	THE WATKO SUPERANNUATION FUND	<b>Fin Accounts Prepared by</b>	SAM LEE
<b>Client code</b>	WATKOSF/418	<b>Date prepared</b>	11-Oct-2023
<b>Year ended</b>	30-Jun-2023	<b>Reviewed by</b>	
<b>SRN/HIN</b>	X0051176138	<b>Date reviewed</b>	
<b>Postcode</b>	2156	<a href="#">Back to Cover</a>	

ITEM:           **QUERIES**          

Item	Question	Response	INITIAL
1	Contribution \$25,000 on 10/05/2023 does not comply with current contribution rules. Paid back on 13/07/2023 and treated as a sundry creditor.	Classify as Fund creditor for 30.6.23. See Minute for error made.	

**MINUTES OF THE MEETING OF THE DIRECTORS OF  
WATKO PTY LTD ATF THE WATKO SUPERANNUATION FUND  
HELD ON 11/07/2023 AT  
7 VOLUNTEER ROAD, KENTHURST NSW**

---

**PRESENT:** Jennifer Watkins  
Paul Watkins

**SHORT-TERM  
BORROWING:**

IT WAS NOTED on 10 May 2023 that an amount of \$25,000 was transferred into the super fund's bank account from Mr and Mrs Watkins, which transfer was made in error.

**ACTION RESOLUTION:**

The Trustee made a repayment in full of \$25,000 as soon as becoming aware of the error on 11 July 2023.

Having been fully apprised of the obligations under Section 67(3) of the SIS Act, IT WAS RESOLVED that the Trustees review the internal controls and the management of the super fund's monies. IT WAS FURTHER RESOLVED to put processes in place to fully rectify the situation to avoid similar transactions occurring in the future.

**TRUST AND MEMBER  
STATUS:**

Each of the trustee(s) confirmed that they are qualified to act as trustee(s) of the fund and that they are not disqualified persons as defined by Section 120 of the SISA.

Each of the member(s) confirmed that they are a member of the fund and agreed to be bound by the provisions contained within the Trust Deed of the fund (and any subsequent amendments).

**CLOSURE:**

There being no further business the meeting was closed.

\_\_\_\_\_  
Paul Watkins  
Chairman

Date: \_\_\_\_\_

Bank Statements Match Transactions Business Events

Bank Account  Date Range  to  Group By  Show only Unmatched

Add Upload CSV Upload PDF Export CSV Match To New Edit Delete Unmatch 0 selected 29 items

Opening Balance: \$1,720.93 | Closing Balance: \$18,812.75

<input type="checkbox"/>	Date	Description	Cash Out	Cash In	Match Summary	Processed By	Balance
<input type="checkbox"/>	05/07/2023	9693to9677 NETBANK TFR		\$300.00	Matched: Cash	Automated Feed	2,020.93
<input type="checkbox"/>	05/07/2023	9693to9677 NETBANK TFR		\$8,500.00	Matched: Cash	Automated Feed	0,520.93
<input type="checkbox"/>	05/07/2023	Pension payment Transfer to xx7833	\$10,000.00		Unmatched	Automated Feed	\$520.93
<input type="checkbox"/>	11/07/2023	Payment Reversal NETBANK TFR		\$25,000.00	Matched: Cash	Automated Feed	\$25,520.93
<input type="checkbox"/>	11/07/2023	Pension payment Transfer to xx7833	\$25,000.00		Unmatched	Automated Feed	\$520.93
<input type="checkbox"/>	13/07/2023	9693to9677 NETBANK TFR		\$25,000.00	Matched: Cash	Automated Feed	\$25,520.93
<input type="checkbox"/>	13/07/2023	9677to7833 Transfer to xx7833	\$25,000.00**		Matched: Cash	Automated Feed	\$520.93
<input type="checkbox"/>	17/07/2023	Release for ATO NETBANK TFR		\$31,592.10	Matched: Cash	Automated Feed	\$32,113.03
<input type="checkbox"/>	18/07/2023	Transfer To ATOSuperStreamReceiptsA	\$20,000.00		Matched: Rollover/Lump Sum Out	Automated Feed	\$12,113.03
<input type="checkbox"/>	19/07/2023	Transfer To ATOSuperStreamReceiptsA	\$11,592.10		Matched: Rollover/Lump Sum Out	Automated Feed	\$520.93
<input type="checkbox"/>	21/08/2023	AUF23-00833905 TCL DIV-DIST		\$1,050.21	Matched: 2 transactions	Automated Feed	\$1,571.14
<input type="checkbox"/>	25/08/2023	AUG23-00813340 GOODMAN GROUP		\$750.00	Matched: 2 transactions	Automated Feed	\$2,321.14
<input type="checkbox"/>	30/08/2023	AUG23-00820465 JHG DIVIDEND		\$298.21	Matched: Foreign Income	Automated Feed	\$2,619.35
<input type="checkbox"/>	31/08/2023	001299398928 MGR DST		\$530.00	Matched: Distribution	Automated Feed	\$3,149.35
<input type="checkbox"/>	27/09/2023	FIN23-01066940 COLES GROUP LTD		\$300.00	Matched: Dividend	Automated Feed	\$3,449.35
<input type="checkbox"/>	28/09/2023	001301972082 TLS FNL DIV		\$425.00	Matched: Dividend	Automated Feed	\$3,874.35
<input type="checkbox"/>	28/09/2023	AUI23-00872226 SANTOS DIVIDEND		\$1,065.93	Matched: Dividend	Automated Feed	\$4,940.28
<input type="checkbox"/>	28/09/2023	INT23-00805060 WOODSIDE		\$3,489.07	Matched: Dividend	Automated Feed	\$8,429.35
<input type="checkbox"/>	28/09/2023	001299895447 COMMONWEALTH BAN		\$3,600.00	Matched: Dividend	Automated Feed	\$12,029.35
<input type="checkbox"/>	28/09/2023	AF388-00332418 BHP GROUP DIV		\$12,506.51	Matched: Dividend	Automated Feed	\$24,535.86
<input type="checkbox"/>	28/09/2023	Transfer to CBA A- 9677to9693	\$24,000.00		Unmatched	Automated Feed	\$535.86
<input type="checkbox"/>	29/09/2023	23INT-01023422 AMP LIMITED		\$250.00	Matched: Dividend	Automated Feed	\$785.86
<input type="checkbox"/>	05/10/2023	FIN23-01005251 WESFARMERS LTD		\$1,030.00	Matched: Dividend	Automated Feed	\$1,815.86
<input type="checkbox"/>	08/10/2023	Transfer to CBA A- 9677to0637	\$1,000.00		Unmatched	Automated Feed	\$815.86
<input type="checkbox"/>	09/10/2023	DEPOSIT INTEREST		\$16,750.00	Matched: Interest Received	Automated Feed	\$17,565.86
<input type="checkbox"/>	11/10/2023	001304346142 SIG DIV		\$50.00	Matched: Dividend	Automated Feed	\$17,615.86
<input type="checkbox"/>	11/10/2023	OCT23-00816388 COCHLEAR PAY		\$1,233.75	Matched: Dividend	Automated Feed	\$18,849.61
<input type="checkbox"/>	12/10/2023	AF014-00961800 SOUTH32 DIVIDEND		\$73.14	Matched: Dividend	Automated Feed	\$18,922.75
<input type="checkbox"/>	13/10/2023	Transfer To Verus Actuaries Pty Net	\$110.00		Unmatched	Automated Feed	\$18,812.75

<b>Client name</b>	THE WATKO SUPERANNUATION FUND	<b>Fin Accounts Prepared by</b>	SAM LEE
<b>Client code</b>	WATKOSF/418	<b>Date prepared</b>	11-Oct-2023
<b>Year ended</b>	30-Jun-2023	<b>Reviewed by</b>	
<b>SRN/HIN</b>	X0051176138	<b>Date reviewed</b>	
<b>Postcode</b>	2156	<a href="#">Back to Cover</a>	

**1 Membership of Fund**

Was there a new member joining the fund during the financial year?

*(Please ensure that each new member has been given a PDS and a copy of the Trust Deed)*

No

**2 Contributions & Investments:**

- a Trustees cannot accept contributions other than that permitted by Superannuation Law
- b Contributions can be cash or non cash (fair value)  
Contributions shall be vested and can be used by the trustees to invest in accordance with investment strategies
- c strategies
- d Can be used to invest in arms length arrangements with related parties
- e Shall not borrow except in limited circumstances (7 days to settle trade, 90 days for payment of benefits)
- f Unallocated earnings must be held in reserves
- g Trustees must formulate investment strategies and objectives and regularly review them

**3 Member not to deal with benefit**

Members are not allowed to deal with his or her interests in the fund

**4 Actuarial Appointment**

As and when required by SIS Act and Regulations

**5 Vesting of Benefits**

Benefits shall vest in the individual when accrue

**6 Payment of Benefits**

Minimum requirements for payment of pensions - refer to section 8 in Deed

Minimum requirements for payment of lump sum benefits - refer to section 8 in Deed

**7 Trustees to Provide Certificate**

When a person ceases to become a member

**8 Transfer of Benefits**

Upon request of a member to transfer benefits to another fund

**9 Auditor**

Trustees to appoint independent registered auditor

**10 Trustees Responsibilities**

- Fit and proper person
- Comply with the sole purpose test
- Manage the fund's investments
- Pay benefits in accordance with the rules
- Meet administrative obligations
- Each member has been provided with a PDS

**11 SMSF Requirements**

- Less than 5 members
- All members are trustees or directors of the corporate trustee
- Election to become regulated by SISA (1993)
- No member of the fund is an employee of another

<b>Client name</b>	THE WATKO SUPERANNUATION FUND	<b>Fin Accounts Prepared by</b>	SAM LEE
<b>Client code</b>	WATKOSF/418	<b>Date prepared</b>	11-Oct-2023
<b>Year ended</b>	30-Jun-2023	<b>Reviewed by</b>	
<b>SRN/HIN</b>	X0051176138	<b>Date reviewed</b>	
<b>Postcode</b>	2156	<a href="#">Back to Cover</a>	

**12 Trustees**

Appointment and removal of trustees  
 Record Keeping - 10 years - written records for all decisions  
 Record Keeping - 5 years for accounting records  
 Ensure proper accounting including maintenance of member accounts

**13 Amendments to Trust Deed**

Deed was reviewed and there were no amendments made to the trust deed  
*Check to make sure there is an "Evergreen" clause to ensure that it is up to date with legislation*  
 All deeds dated in 2002 should be updated. If this is your case, please let Catherine know so she can prepare all the necessary documentations

**14 Binding Death Benefit Nominations**

Does the trust deed provide for non-lapsing binding death benefit nominations?  
*(All Trust Deeds from Patricia Holdings should have this, please check para 51.2.8 or relevant paragraph. Members without dependants should amend their deed immediately)*

Yes
-----

Client name	THE WATKO SUPERANNUATION FUND	Fin Accounts Prepared by	SAM LEE
Client code	WATKOSF/418	Date prepared	11-Oct-2023
Year ended	30-Jun-2023	Reviewed by	
SRN/HIN	X0051176138	Date reviewed	
Postcode	2156	<a href="#">Back to Cover</a>	

(i) Access the link below for a print out compliance status of the super fund

<http://superfundlookup.gov.au/Index.aspx>

Yes

(ii) Reviewed Trustee Covenants - consistent with governing rules as per section 51 SISA (1993) Refer to Trust deed summary

1. Act honestly in all matters affecting the entity
2. To exercise the degree of care skill and diligence of an ordinary prudent person
3. To act in the best interests of beneficiaries
4. To keep fund assets separate
5. Not to do anything that would impede the proper performance of functions and powers
6. To formulate and give effect to an investment strategy
7. To manage reserves responsibly
8. To allow a beneficiary access to certain information

*Note: super fund's governing rules are consistent with trustees' covenants as per s52 SISA (1993)*

Yes

(iii) Reviewed the governing rules which appeared to allow for the the operations of the fund to be "indefinitely continuing". Refer to Summary of Governing Rules

(iv) Super fund activities complied with the investment strategy permitted by the trust deed and that the purpose is to provide retirement benefits to members



## The Trustee for THE WATKO SUPERANNUATION FUND

<b>ABN:</b>	19 507 848 910 <a href="#">View record on ABN Lookup</a>
<b>ABN Status:</b>	Active from 03 May 2000
<b>Fund type:</b>	ATO Regulated Self-Managed Superannuation Fund
<b>Contact details:</b>	C/- ROACH & BRUCE CONSULTING Se 7 L 5 66 HUNTER ST SYDNEY NSW 2000 AUSTRALIA
<b>Status:</b>	Complying

Previous fund name	From	To
THE WATKO SUPERANNUATION FUND	17 Jul 2009	01 Jan 2012
WATKO SUPERANNUATION FUND	03 May 2000	17 Jul 2009

**ABN last updated:** 11 May 2017

**Record extracted:** 11 Oct 2023

### What does 'Complying' mean?

A 'Complying' SMSF:

- is a regulated fund
- is a resident of Australia, and
- has been issued with a [Notice of compliance](#)

### APRA Funds

See the [guidance](#) issued by APRA for further assistance in managing transfers and rollovers to SMSFs. Use the SMSF verification service through [Standard Business Reporting](#) software. More information can be found on [ato.gov.au](#).

### Superannuation guarantee payments

Contributions made to complying funds can qualify as Superannuation Guarantee (SG) payments. This record extract can be used to confirm this fund has been issued with a *Notice of Compliance* and is currently entitled to receive employer SG payments.

### Tax rates

Complying funds that meet [Superannuation Industry \(Supervision\) Act 1993](#) (SISA) standards qualify for [concessional tax rates](#).

Also refer to [frequently asked questions](#).

### Disclaimer

This extract is based on information supplied by superannuation entities to the Commissioner of Taxation.

**Important** Neither the Australian Government nor the ATO endorse or guarantee the performance of super funds.

### Warning Statement

Anyone who tells you to set up a SMSF is giving you financial advice. This means the person or company must have an [Australian financial services \(AFS\) licence](#). Check [ASIC Connect Professional Registers](#).

Client name	THE WATKO SUPERANNUATION FUND	Fin Accounts Prepared by	SAM LEE
Client code	WATKOSF/418	Date prepared	11-Oct-2023
Year ended	30-Jun-2023	Reviewed by	
SRN/HIN	X0051176138	Date reviewed	
Postcode	2156	<a href="#">Back to Cover</a>	

**Objective** To ensure that records are maintained in accordance with the trust deed and are consistent with SISA (1993) and general accepted accounting principles

### Accounting Records

**1 Maintenance of Records**

The super fund's financial records were inspected and appeared to be kept in order  
Minutes were inspected and it appeared that all decisions relating to the super fund were recorded  
(Attach minutes of significant matters such as appointment of auditor, commencement of pension)

Was there options trading during the financial year?

No

*If yes, please ensure a derivative risk statement is included in the financial accounts.*

**Documentation of Investment Decisions**

The super fund's minute book was reviewed and there were no matters noted that would materially effect the financial statements

**2 ATO Correspondence**

Reviewed correspondence with ATO and there were no outstanding matters of audit significance



<b>Client name</b>	THE WATKO SUPERANNUATION FUND	<b>Fin Accounts Prepared by</b>	SAM LEE
<b>Client code</b>	WATKOSF/418	<b>Date prepared</b>	11-Oct-2023
<b>Year ended</b>	30-Jun-2023	<b>Reviewed by</b>	
<b>SRN/HIN</b>	X0051176138	<b>Date reviewed</b>	
<b>Postcode</b>	2156	<a href="#">Back to Cover</a>	

**Objective** To ensure the audit engagement is planned properly and performed efficiently

**All Engagements**

- 5 Copy of Trust Deed**  
Obtained a copy of the trust deed - Refer to Deed Summary (A1 & A2)  
- There were no amendments
- 6 Issues Relating to Fund History**  
Reviewed prior year accounts and workpapers and there were no ongoing issues
- 7 Audit Plan**  
Audit plan is prepared and approved by partner
- 8 Minutes**  
Reviewed Minutes of meetings for the super fund for the year and there were no items of audit significance. (If significant, please document)
- 9 Legal Advice**  
Reviewed correspondence and there was no legal advice received by the trustee during the year
- 10 Trustee Declaration**  
Sighted ATO Trustee declaration for new trustees appointed after 30th June 2007.

**New Engagements**

No

<b>Client name</b>	THE WATKO SUPERANNUATION FUND	<b>Fin Accounts Prepared by</b>	SAM LEE
<b>Client code</b>	WATKOSF/418	<b>Date prepared</b>	11-Oct-2023
<b>Year ended</b>	30-Jun-2023	<b>Reviewed by</b>	
<b>SRN/HIN</b>	X0051176138	<b>Date reviewed</b>	
<b>Postcode</b>	2156	<a href="#">Back to Cover</a>	

- 1 Contribution Risks**  
 All Contributions were allocated to the appropriate member(s) and agreed to employers contributions received and individual tax returns  
  
 Confirmed member contributions were received by the fund (see attached) and compared to the member's individual tax return to ensure the correct amount have been claimed as deduction.
- 2 Other Income Risks**  
 A random sample was selected (see attached chess statements) and were confirmed to share registry records. From the sample selected it was reasonable to suggest that all incomes are reported and are at correct amounts
- 3 Expenditure Risks**  
 A sample was selected (see attached) and vouched to source documents. From the sample selected it is reasonable to suggest that all expenditures incurred were related to S/F and were correctly reported
- 4 Benefits Payments Risks**  
 See Attached Member's Benefits Calculation Statement. Reviewed calculations were reasonable and in accordance with current requirements
- 5 Investments and Other Assets Risks**  
 A sample was selected and vouched to bank statements, chess statements and portfolio valuations. From the selected sample, it was reasonable that investments and other assets were held in the super fund's name (See Attached Chess Statements)  
 From the sample selected, market values agreed with those published in AFR and were appropriately reported in the accounts
- 6 Liabilities and Members Benefits Risks**  
 All investments are shares and cash and therefore the only reasonable risk of unrecorded liability is tax which was brought to balance sheet

<b>Client name</b>	THE WATKO SUPERANNUATION FUND	<b>Fin Accounts Prepared by</b>	SAM LEE
<b>Client code</b>	WATKOSF/418	<b>Date prepared</b>	11-Oct-2023
<b>Year ended</b>	30-Jun-2023	<b>Reviewed by</b>	
<b>SRN/HIN</b>	X0051176138	<b>Date reviewed</b>	
<b>Postcode</b>	2156	<a href="#">Back to Cover</a>	

**Audit Completion**

- 10 Assessment and Documentation of Going Concern**  
 Super fund has no debt other than tax and accrued members benefits  
 Super fund's assets are adequate to meet any short and long term liabilities (payments of benefits)
- 11 Commitments and Contingencies Properly Disclosed**  
 Reviewed accounts and all contingencies and commitments have been adequately review and disclosed in the financial report
- 13 Subsequent Events**  
 Reviewed correspondence and activity post year end and there were no material events Post balance date
- 14 ATO Return**  
 Viewed super fund's signed tax return and lodged and compared with audit WP
- 16 Financial Accounts**  
 All Reports in financial accounts have been signed

<b>Client name</b>	THE WATKO SUPERANNUATION FUND	<b>Fin Accounts Prepared by</b>	SAM LEE
<b>Client code</b>	WATKOSF/418	<b>Date prepared</b>	11-Oct-2023
<b>Year ended</b>	30-Jun-2023	<b>Reviewed by</b>	
<b>SRN/HIN</b>	X0051176138	<b>Date reviewed</b>	
<b>Postcode</b>	2156	<a href="#">Back to Cover</a>	

**Objective** To ensure that records are maintained in accordance with the trust deed and are consistent with general accounting principles.

### Accounting Records

- 1 Opening Balances**  
Obtained trial balance and agreed the current year's opening balances to the closing balances from last year
- 2 Comparative Balances Agreed to Prior Year Audited Financial Statements**  
Obtained trial balance and agreed audited financial report from last year
- 3 Maintenance of Records**  
The super fund's financial records were inspected and appeared to be kept in order (5 years)  
Minutes were inspected and it appeared that all decisions relating to the S/F were recorded (Attach minutes of significance matters - these are kept for 10 years)
- 4 Other Records**  
Investment decisions were documented and updated in minute book

Investment strategy was prepared and reviewed regularly (at least annually) to take into account of risk, return, liquidity, diversification and the super fund's ability to meet its short and long term commitments.

The super fund's investments were reviewed and are within guidelines of its investment strategy.

**The Watko Superannuation Fund**  
**Detailed Trial Balance as at 30 June 2022**

Prior Year		Description	Current Year	
Debits	Credits		Debits	Credits
		<b>INCOME</b>		
		Contributions - Member - Personal Non-Concessional		
-	22,000.00	Mrs Jennifer Watkins	-	28,000.00
		Contributions - Government Co-Contributions		
-	500.00	Mrs Jennifer Watkins	-	-
		Distributions - Stapled Securities		
-	1,200.00	Goodman Group - Stapled Securities Fully Paid	-	1,382.88
-	990.00	Mirvac Group - Stapled Securities	-	1,020.00
-	1,065.00	Transurban Group - Ordinary Shares/Units Fully Paid Triple Stapled	-	1,300.26
		Distributions - Units In Unlisted Unit Trusts		
-	1,269.23	Altis Rhodes Investment Trust	-	81,222.32
		Dividends - Shares in Listed Companies		
-	1,000.00	AMP Limited	-	-
-	15,706.61	BHP Group Limited - Fully Paid Ordinary	-	96,217.18
-	810.75	Cochlear Limited	-	2,079.75
-	605.00	Coles Group Limited. - Ordinary Fully Paid Deferred Settlement	-	610.00
-	3,720.00	Commonwealth Bank Of Australia.	-	5,625.00
-	1,384.53	Santos Limited	-	2,925.70
-	100.00	Sigma Pharmaceuticals Limited.	-	200.00
-	46.65	South32 Limited	-	284.98
-	800.00	Telstra Corporation Limited.	-	800.00
-	1,830.00	Wesfarmers Limited	-	1,700.00
-	445.00	Westpac Banking Corporation	-	605.00
-	515.43	Woodside Petroleum Limited	-	1,871.92
		Dividends - Stapled Securities		
-	-	Transurban Group - Ordinary Shares/Units Fully Paid Triple Stapled	-	30.00
		Foreign Income - Foreign Dividend - Shares in Listed Companies		
-	966.73	Janus Henderson Group PLC - Chess Depository Interests	-	1,060.59
		Foreign Income - Foreign Dividend - Stapled Securities		
-	200.00	Goodman Group - Stapled Securities Fully Paid	-	300.00
		Interest - Cash and Cash Equivalents		
-	3,956.16	CBA Term Deposit 2155	-	-
		Interest - Cash At Bank		
-	46.93	CBA Business - 9685	-	12.89
-	18,863.02	CBA Business Transaction - 9677	-	4,000.00
-	0.59	CDIA - 9693	-	0.48
		<b>EXPENSE</b>		
		Lump Sums Paid - Mr Paul Watkins		
-	-	Accumulation	8,000.00	-
		Pensions Paid - Mr Paul Watkins		
43,540.00	-	Pension Account 010715	45,890.00	-
		Pensions Paid - Mrs Jennifer Watkins		
19,580.00	-	Pension Account 010715	22,420.00	-
2,390.00	-	Pension Account 010716	-	-
5,850.00	-	Pension Account 010717	-	-
2,930.00	-	Pension Account 010718	-	-
2,900.00	-	Pension Account 010719	3,320.00	-
810.00	-	Pension Account 010720	7,870.00	-

**The Watko Superannuation Fund**  
**Detailed Trial Balance as at 30 June 2022**

Prior Year		Description	Current Year	
Debits	Credits		Debits	Credits
		Rollovers Out		
500,000.00	-	Mrs Jennifer Watkins	-	-
3,850.00	-	Accountancy Fee	4,097.50	-
110.00	-	Actuarial Fee	110.00	-
385.00	-	Auditor Fee	440.00	-
259.00	-	SMSF Supervisory Levy	259.00	-
		Realised Capital Losses - Units In Unlisted Unit Trusts		
-	-	Altis Rhodes Investment Trust	38,310.00	-
		Decrease in Market Value - Shares in Listed Companies		
7,300.00	-	AMP Limited	1,700.00	-
-	103,371.20	BHP Group Limited - Fully Paid Ordinary	55,476.41	-
-	44,231.70	Cochlear Limited	37,343.85	-
80.00	-	Coles Group Limited. - Ordinary Fully Paid Deferred Settlement	-	720.00
-	45,675.00	Commonwealth Bank Of Australia.	14,235.00	-
-	10,145.00	Janus Henderson Group PLC - Chess Depository Interests	8,880.00	-
-	1,560.05	Kogan.Com Ltd	8,800.00	-
-	1,230.05	Piedmont Lithium Ltd	4,800.00	-
-	26,850.00	Santos Limited	-	4,950.00
300.00	-	Sigma Pharmaceuticals Limited.	150.00	-
-	1,306.52	South32 Limited	-	1,482.68
-	3,150.00	Telstra Corporation Limited.	-	450.00
-	-	Tyro Payments Limited	13,029.95	-
-	14,270.00	Wesfarmers Limited	15,190.00	-
-	3,930.00	Westpac Banking Corporation	3,155.00	-
-	-	Woodside Energy Group Ltd	-	8,666.27
-	560.00	Woodside Petroleum Limited	-	4,722.29
		Decrease in Market Value - Stapled Securities		
-	31,600.00	Goodman Group - Stapled Securities Fully Paid	16,650.00	-
-	7,500.00	Mirvac Group - Stapled Securities	9,450.00	-
-	300.00	Transurban Group - Ordinary Shares/Units Fully Paid Triple Stapled	-	910.92
		Decrease in Market Value - Units In Unlisted Unit Trusts		
5,799.00	-	Altis Rhodes Investment Trust	55,991.00	-
-	249,994.07	The Watko Unit Trust	-	46,061.02
		<b>INCOME TAX</b>		
1,644.90	-	Income Tax Expense	6,394.20	-
-	-	Excessive Foreign Tax Credit Writeoff Expense	6.07	-
		Imputation Credits - Shares in Listed Companies		
-	428.57	AMP Limited	-	-
-	6,731.41	BHP Group Limited - Fully Paid Ordinary	-	41,235.93
-	259.29	Coles Group Limited. - Ordinary Fully Paid Deferred Settlement	-	261.43
-	1,594.29	Commonwealth Bank Of Australia.	-	2,410.71
-	593.37	Santos Limited	-	1,026.09
-	42.86	Sigma Pharmaceuticals Limited.	-	85.72
-	19.99	South32 Limited	-	122.14
-	342.86	Telstra Corporation Limited.	-	342.86
-	784.28	Wesfarmers Limited	-	728.57
-	190.72	Westpac Banking Corporation	-	259.28
-	220.89	Woodside Petroleum Limited	-	802.25
		Imputation Credits - Stapled Securities		

**The Watko Superannuation Fund**  
**Detailed Trial Balance as at 30 June 2022**

Prior Year		Description	Current Year	
Debits	Credits		Debits	Credits
-	2.97	Transurban Group - Ordinary Shares/Units Fully Paid Triple Stapled	-	15.29
<b>PROFIT &amp; LOSS CLEARING ACCOUNT</b>				
37,178.82	-	<b>Profit &amp; Loss Clearing Account</b>	-	35,465.58
<b>ASSETS</b>				
Cash and Cash Equivalents				
500,000.00	-	CBA Term Deposit 4664	500,000.00	-
Shares in Listed Companies				
11,250.00	-	AMP Limited	9,550.00	-
387,005.76	-	BHP Group Limited - Fully Paid Ordinary	412,500.00	-
177,427.35	-	Cochlear Limited	140,083.50	-
17,090.00	-	Coles Group Limited. - Ordinary Fully Paid Deferred Settlement	17,810.00	-
149,805.00	-	Commonwealth Bank Of Australia.	135,570.00	-
25,625.00	-	Janus Henderson Group PLC - Chess Depositary Interests	16,745.00	-
11,580.00	-	Kogan.Com Ltd	2,780.00	-
10,250.00	-	Piedmont Lithium Ltd	5,450.00	-
106,350.00	-	Santos Limited	111,300.00	-
5,950.00	-	Sigma Pharmaceuticals Limited.	5,800.00	-
4,301.24	-	South32 Limited	5,783.92	-
18,800.00	-	Telstra Corporation Limited.	19,250.00	-
-	-	Tyro Payments Limited	3,000.00	-
59,100.00	-	Wesfarmers Limited	41,910.00	-
12,905.00	-	Westpac Banking Corporation	9,750.00	-
-	-	Woodside Energy Group Ltd	89,374.88	-
22,210.00	-	Woodside Petroleum Limited	-	-
Stapled Securities				
105,850.00	-	Goodman Group - Stapled Securities Fully Paid	89,200.00	-
29,200.00	-	Mirvac Group - Stapled Securities	19,750.00	-
42,690.00	-	Transurban Group - Ordinary Shares/Units Fully Paid Triple Stapled	47,942.92	-
Units In Unlisted Unit Trusts				
205,991.00	-	Altis Rhodes Investment Trust	-	-
1,708,444.92	-	The Watko Unit Trust	1,754,505.94	-
Cash At Bank				
112,053.61	-	CBA Business - 9685	200,895.85	-
8,324.61	-	CBA Business Transaction - 9677	27,144.16	-
51.23	-	CDIA - 9693	21.76	-
Receivables - Investment Income Receivable - Distributions				
450.00	-	Goodman Group - Stapled Securities Fully Paid	625.00	-
510.00	-	Mirvac Group - Stapled Securities	510.00	-
615.00	-	Transurban Group - Ordinary Shares/Units Fully Paid Triple Stapled	800.16	-
Receivables - Investment Income Receivable - Distributions				
1,269.23	-	Altis Rhodes Investment Trust	-	-
Current Tax Assets				
-	1,644.90	Provision for Income Tax	-	6,394.20
Current Tax Assets - Withholding Credits - Shares in Listed Companies				
-	-	Santos Limited	249.00	-
Current Tax Assets - Franking Credits - Shares in Listed Companies				
428.57	-	AMP Limited	-	-

**The Watko Superannuation Fund**  
**Detailed Trial Balance as at 30 June 2022**

Prior Year		Description	Current Year	
Debits	Credits		Debits	Credits
6,731.41	-	BHP Group Limited - Fully Paid Ordinary	41,235.93	-
259.29	-	Coles Group Limited. - Ordinary Fully Paid Deferred Settlement	261.43	-
1,594.29	-	Commonwealth Bank Of Australia.	2,410.71	-
593.37	-	Santos Limited	1,026.09	-
42.86	-	Sigma Pharmaceuticals Limited.	85.72	-
19.99	-	South32 Limited	122.14	-
342.86	-	Telstra Corporation Limited.	342.86	-
784.28	-	Wesfarmers Limited	728.57	-
190.72	-	Westpac Banking Corporation	259.28	-
220.89	-	Woodside Petroleum Limited	802.25	-
		Current Tax Assets - Franking Credits - Stapled Securities		
2.97	-	Transurban Group - Ordinary Shares/Units Fully Paid Triple Stapled	15.29	-
		Current Tax Assets - Foreign Tax Credits - Stapled Securities		
-	-	Goodman Group - Stapled Securities Fully Paid	7.88	-
		Current Tax Assets		
-	-	Excessive Foreign Tax Credit Writeoff	-	6.07
		<b>LIABILITIES</b>		
-	259.00	SMSF Supervisory Levy	-	259.00
		<b>MEMBER ENTITLEMENTS</b>		
		Mr Paul Watkins		
-	846,963.69	Accumulation	-	839,557.29
-	1,835,504.03	Pension Account 010715	-	1,804,523.36
		Mrs Jennifer Watkins		
-	10,864.57	Accumulation	-	38,873.50
-	896,693.60	Pension Account 010715	-	881,557.21
-	132,980.97	Pension Account 010719	-	130,741.12
-	21,399.69	Pension Account 010720	-	13,688.49
<u>4,381,217.17</u>	<u>4,381,217.17</u>		<u>4,097,568.22</u>	<u>4,097,568.22</u>



<b>Client name</b>	THE WATKO SUPERANNUATION FUND	<b>Fin Accounts Prepared by</b>	SAM LEE
<b>Client code</b>	WATKOSF/418	<b>Date prepared</b>	11-Oct-2023
<b>Year ended</b>	30-Jun-2023	<b>Reviewed by</b>	
<b>SRN/HIN</b>	X0051176138	<b>Date reviewed</b>	
<b>Postcode</b>	2156	<a href="#">Back to Cover</a>	

**Objective** To ensure that financial report complies with AAS, UIG's and trust deed

### Accounting Records

- 1 **Financial Report Disclosures Complied with AAS and UIG's Listed in Note 1**  
Reviewed super fund's financial disclosures and it appeared to comply
  
- 2 **Consistency in Treatment of Accounting Policies**  
The basis of accounting is accrual and is consistent with prior year. There were no changes made and hence zero impact on financial statements
  
- 3 **Financial Prepared in Accordance with Trust Deed**  
Financial reports were prepared in accordance with trust deed requirements

**The Watko Superannuation Fund**  
**Detailed Trial Balance as at 30 June 2023**

Prior Year		Description	Current Year	
Debits	Credits		Debits	Credits
		<b>INCOME</b>		
		Contributions - Member - Personal Non-Concessional		
-	28,000.00	Mrs Jennifer Watkins	-	-
		Realised Capital Gains - Units In Unlisted Unit Trusts		
38,310.00	-	Altis Rhodes Investment Trust	-	-
		Increase in Market Value - Shares in Listed Companies		
1,700.00	-	AMP Limited	-	1,750.00
55,476.41	-	BHP Group Limited - Fully Paid Ordinary	-	37,400.00
37,343.85	-	Cochlear Limited	-	21,410.85
-	720.00	Coles Group Limited. - Ordinary Fully Paid Deferred Settlement	-	610.00
14,235.00	-	Commonwealth Bank Of Australia.	-	14,835.00
8,880.00	-	Janus Henderson Group PLC - Chess Depositary Interests	-	3,930.00
8,800.00	-	Kogan.Com Ltd	-	2,070.00
4,800.00	-	Piedmont Lithium Ltd	-	3,050.00
-	4,950.00	Santos Limited	-	1,500.00
150.00	-	Sigma Pharmaceuticals Limited.	-	2,600.00
-	1,482.68	South32 Limited	264.24	-
-	450.00	Telstra Corporation Limited.	-	2,250.00
13,029.95	-	Tyro Payments Limited	-	2,700.00
15,190.00	-	Wesfarmers Limited	-	7,430.00
3,155.00	-	Westpac Banking Corporation	-	920.00
-	8,666.27	Woodside Energy Group Ltd	-	7,298.20
-	4,722.29	Woodside Petroleum Limited	-	-
		Increase in Market Value - Stapled Securities		
16,650.00	-	Goodman Group - Stapled Securities Fully Paid	-	11,150.00
9,450.00	-	Mirvac Group - Stapled Securities	-	2,850.00
-	910.92	Transurban Group - Ordinary Shares/Units Fully Paid Triple Stapled	433.42	-
		Increase in Market Value - Units In Unlisted Unit Trusts		
55,991.00	-	Altis Rhodes Investment Trust	-	-
-	46,061.02	The Watko Unit Trust	-	50,248.38
		Distributions - Stapled Securities		
-	1,382.88	Goodman Group - Stapled Securities Fully Paid	-	1,257.71
-	1,020.00	Mirvac Group - Stapled Securities	-	1,050.00
-	1,300.26	Transurban Group - Ordinary Shares/Units Fully Paid Triple Stapled	-	1,900.38
		Distributions - Units In Unlisted Unit Trusts		
-	81,222.32	Altis Rhodes Investment Trust	-	-
		Dividends - Shares in Listed Companies		
-	-	AMP Limited	-	250.00
-	96,217.18	BHP Group Limited - Fully Paid Ordinary	-	39,154.75
-	2,079.75	Cochlear Limited	-	2,115.00
-	610.00	Coles Group Limited. - Ordinary Fully Paid Deferred Settlement	-	660.00
-	5,625.00	Commonwealth Bank Of Australia.	-	6,300.00
-	2,925.70	Santos Limited	-	4,993.55
-	200.00	Sigma Pharmaceuticals Limited.	-	100.00
-	284.98	South32 Limited	-	476.60
-	800.00	Telstra Corporation Limited.	-	850.00
-	1,700.00	Wesfarmers Limited	-	1,880.00
-	605.00	Westpac Banking Corporation	-	670.00
-	-	Woodside Energy Group Ltd	-	10,537.28

**The Watko Superannuation Fund**  
**Detailed Trial Balance as at 30 June 2023**

Prior Year		Description	Current Year	
Debits	Credits		Debits	Credits
-	1,871.92	Woodside Petroleum Limited	-	-
-	30.00	Dividends - Stapled Securities Transurban Group - Ordinary Shares/Units Fully Paid Triple Stapled	-	66.68
-	1,060.59	Foreign Income - Foreign Dividend - Shares in Listed Companies Janus Henderson Group PLC - Chess Depository Interests	-	1,155.78
-	300.00	Foreign Income - Foreign Dividend - Stapled Securities Goodman Group - Stapled Securities Fully Paid	-	125.00
-	12.89	Interest - Cash At Bank CBA Business - 9685	-	623.91
-	4,000.00	CBA Business Transaction - 9677	-	7,066.58
-	0.48	CDIA - 9693	-	569.75
<b>EXPENSE</b>				
8,000.00	-	Lump Sums Paid - Mr Paul Watkins Accumulation	-	-
45,890.00	-	Pensions Paid - Mr Paul Watkins Pension Account 010715	45,110.00	-
22,420.00	-	Pensions Paid - Mrs Jennifer Watkins Pension Account 010715	22,040.00	-
3,320.00	-	Pension Account 010719	3,270.00	-
7,870.00	-	Pension Account 010720	580.00	-
4,097.50	-	Accountancy Fee	3,850.00	-
110.00	-	Actuarial Fee	110.00	-
440.00	-	Auditor Fee	495.00	-
259.00	-	SMSF Supervisory Levy	259.00	-
<b>INCOME TAX</b>				
6,394.20	-	Income Tax Expense	3,625.50	-
6.07	-	Excessive Foreign Tax Credit Writeoff Expense	5.86	-
Imputation Credits - Shares in Listed Companies				
-	-	AMP Limited	-	21.43
-	41,235.93	BHP Group Limited - Fully Paid Ordinary	-	16,780.60
-	-	Cochlear Limited	-	339.15
-	261.43	Coles Group Limited. - Ordinary Fully Paid Deferred Settlement	-	282.86
-	2,410.71	Commonwealth Bank Of Australia.	-	2,700.00
-	1,026.09	Santos Limited	-	-
-	85.72	Sigma Pharmaceuticals Limited.	-	42.86
-	122.14	South32 Limited	-	204.26
-	342.86	Telstra Corporation Limited.	-	364.28
-	728.57	Wesfarmers Limited	-	805.71
-	259.28	Westpac Banking Corporation	-	287.14
-	-	Woodside Energy Group Ltd	-	4,515.97
-	802.25	Woodside Petroleum Limited	-	-
Imputation Credits - Stapled Securities				
-	-	Goodman Group - Stapled Securities Fully Paid	-	5.17
-	15.29	Transurban Group - Ordinary Shares/Units Fully Paid Triple Stapled	-	30.29
<b>PROFIT &amp; LOSS CLEARING ACCOUNT</b>				
-	35,465.58	<b>Profit &amp; Loss Clearing Account</b>	202,142.10	-

**The Watko Superannuation Fund**  
**Detailed Trial Balance as at 30 June 2023**

Prior Year		Description	Current Year	
Debits	Credits		Debits	Credits
<b>ASSETS</b>				
Cash and Cash Equivalents				
500,000.00	-	CBA Term Deposit 4664	500,000.00	-
-	-	CBA Term Deposit 6604	150,000.00	-
Shares in Listed Companies				
9,550.00	-	AMP Limited	11,300.00	-
412,500.00	-	BHP Group Limited - Fully Paid Ordinary	449,900.00	-
140,083.50	-	Cochlear Limited	161,494.35	-
17,810.00	-	Coles Group Limited. - Ordinary Fully Paid Deferred Settlement	18,420.00	-
135,570.00	-	Commonwealth Bank Of Australia.	150,405.00	-
16,745.00	-	Janus Henderson Group PLC - Chess Depository Interests	20,675.00	-
2,780.00	-	Kogan.Com Ltd	4,850.00	-
5,450.00	-	Piedmont Lithium Ltd	8,500.00	-
111,300.00	-	Santos Limited	112,800.00	-
5,800.00	-	Sigma Pharmaceuticals Limited.	8,400.00	-
5,783.92	-	South32 Limited	5,519.68	-
19,250.00	-	Telstra Corporation Limited.	21,500.00	-
3,000.00	-	Tyro Payments Limited	5,700.00	-
41,910.00	-	Wesfarmers Limited	49,340.00	-
9,750.00	-	Westpac Banking Corporation	10,670.00	-
89,374.88	-	Woodside Energy Group Ltd	96,673.08	-
Stapled Securities				
89,200.00	-	Goodman Group - Stapled Securities Fully Paid	100,350.00	-
19,750.00	-	Mirvac Group - Stapled Securities	22,600.00	-
47,942.92	-	Transurban Group - Ordinary Shares/Units Fully Paid Triple Stapled	47,509.50	-
Units In Unlisted Unit Trusts				
1,754,505.94	-	The Watko Unit Trust	1,804,754.32	-
Cash At Bank				
200,895.85	-	CBA Business - 9685	519.76	-
27,144.16	-	CBA Business Transaction - 9677	1,720.93	-
21.76	-	CDIA - 9693	145,591.51	-
Receivables - Investment Income Receivable - Distributions				
625.00	-	Goodman Group - Stapled Securities Fully Paid	500.00	-
510.00	-	Mirvac Group - Stapled Securities	530.00	-
800.16	-	Transurban Group - Ordinary Shares/Units Fully Paid Triple Stapled	1,016.87	-
Current Tax Assets				
-	6,394.20	Provision for Income Tax	-	3,625.50
Current Tax Assets - Withholding Credits - Shares in Listed Companies				
249.00	-	Santos Limited	2,346.00	-
Current Tax Assets - Franking Credits - Shares in Listed Companies				
-	-	AMP Limited	21.43	-
41,235.93	-	BHP Group Limited - Fully Paid Ordinary	16,780.60	-
-	-	Cochlear Limited	339.15	-
261.43	-	Coles Group Limited. - Ordinary Fully Paid Deferred Settlement	282.86	-
2,410.71	-	Commonwealth Bank Of Australia.	2,700.00	-
1,026.09	-	Santos Limited	-	-
85.72	-	Sigma Pharmaceuticals Limited.	42.86	-
122.14	-	South32 Limited	204.26	-
342.86	-	Telstra Corporation Limited.	364.28	-
728.57	-	Wesfarmers Limited	805.71	-

**The Watko Superannuation Fund**  
**Detailed Trial Balance as at 30 June 2023**

Prior Year			Current Year	
Debits	Credits	Description	Debits	Credits
259.28	-	Westpac Banking Corporation	287.14	-
-	-	Woodside Energy Group Ltd	4,515.97	-
802.25	-	Woodside Petroleum Limited	-	-
		Current Tax Assets - Franking Credits - Stapled Securities		
-	-	Goodman Group - Stapled Securities Fully Paid	5.17	-
15.29	-	Transurban Group - Ordinary Shares/Units Fully Paid Triple Stapled	30.29	-
		Current Tax Assets - Foreign Tax Credits - Stapled Securities		
7.88	-	Goodman Group - Stapled Securities Fully Paid	7.71	-
		Current Tax Assets		
-	6.07	Excessive Foreign Tax Credit Writeoff	-	5.86
		<b>LIABILITIES</b>		
-	259.00	SMSF Supervisory Levy	-	259.00
-	-	CBA Business Transaction - 9677	-	25,000.00
		<b>MEMBER ENTITLEMENTS</b>		
		Mr Paul Watkins		
-	839,557.29	Accumulation	-	899,395.26
-	1,804,523.36	Pension Account 010715	-	1,893,635.53
		Mrs Jennifer Watkins		
-	38,873.50	Accumulation	-	41,644.19
-	881,557.21	Pension Account 010715	-	925,088.19
-	130,741.12	Pension Account 010719	-	137,195.73
-	13,688.49	Pension Account 010720	-	14,124.17
<u>4,097,568.22</u>	<u>4,097,568.22</u>		<u>4,222,158.55</u>	<u>4,222,158.55</u>

**The Watko Superannuation Fund**  
**General Ledger Account Movement**  
**For the period from 1 July 2022 to 30 June 2023**

Date	Description	Quantity	Debits	Credits	Balance
<b>Income</b>					
<b>Investment Gains</b>					
<b>Increase in Market Value - Shares in Listed Companies</b>					
<b>AMP Limited</b>					
01/07/2022	Opening Balance				0.00
30/06/2023	Market Value Adjustment			1,750.00	1,750.00 CR
30/06/2023	Closing Balance				1,750.00 CR
<b>BHP Group Limited - Fully Paid Ordinary</b>					
01/07/2022	Opening Balance				0.00
30/06/2023	Market Value Adjustment			37,400.00	37,400.00 CR
30/06/2023	Closing Balance				37,400.00 CR
<b>Cochlear Limited</b>					
01/07/2022	Opening Balance				0.00
30/06/2023	Market Value Adjustment			21,410.85	21,410.85 CR
30/06/2023	Closing Balance				21,410.85 CR
<b>Coles Group Limited. - Ordinary Fully Paid Deferred Settlement</b>					
01/07/2022	Opening Balance				0.00
30/06/2023	Market Value Adjustment			610.00	610.00 CR
30/06/2023	Closing Balance				610.00 CR
<b>Commonwealth Bank Of Australia.</b>					
01/07/2022	Opening Balance				0.00
30/06/2023	Market Value Adjustment			14,835.00	14,835.00 CR
30/06/2023	Closing Balance				14,835.00 CR
<b>Janus Henderson Group PLC - Chess Depository Interests</b>					
01/07/2022	Opening Balance				0.00
30/06/2023	Market Value Adjustment			3,930.00	3,930.00 CR
30/06/2023	Closing Balance				3,930.00 CR
<b>Kogan.Com Ltd</b>					
01/07/2022	Opening Balance				0.00
30/06/2023	Market Value Adjustment			2,070.00	2,070.00 CR
30/06/2023	Closing Balance				2,070.00 CR
<b>Piedmont Lithium Ltd</b>					
01/07/2022	Opening Balance				0.00
30/06/2023	Market Value Adjustment			3,050.00	3,050.00 CR
30/06/2023	Closing Balance				3,050.00 CR
<b>Santos Limited</b>					
01/07/2022	Opening Balance				0.00
30/06/2023	Market Value Adjustment			1,500.00	1,500.00 CR
30/06/2023	Closing Balance				1,500.00 CR
<b>Sigma Pharmaceuticals Limited.</b>					
01/07/2022	Opening Balance				0.00
30/06/2023	Market Value Adjustment			2,600.00	2,600.00 CR
30/06/2023	Closing Balance				2,600.00 CR
<b>South32 Limited</b>					
01/07/2022	Opening Balance				0.00
30/06/2023	Market Value Adjustment		264.24		264.24 DR
30/06/2023	Closing Balance				264.24 DR

**The Watko Superannuation Fund**  
**General Ledger Account Movement**  
**For the period from 1 July 2022 to 30 June 2023**

Date	Description	Quantity	Debits	Credits	Balance
<b>Income</b>					
<b>Telstra Corporation Limited.</b>					
01/07/2022	Opening Balance				0.00
30/06/2023	Market Value Adjustment			2,250.00	2,250.00 CR
30/06/2023	Closing Balance				2,250.00 CR
<b>Tyro Payments Limited</b>					
01/07/2022	Opening Balance				0.00
30/06/2023	Market Value Adjustment			2,700.00	2,700.00 CR
30/06/2023	Closing Balance				2,700.00 CR
<b>Wesfarmers Limited</b>					
01/07/2022	Opening Balance				0.00
30/06/2023	Market Value Adjustment			7,430.00	7,430.00 CR
30/06/2023	Closing Balance				7,430.00 CR
<b>Westpac Banking Corporation</b>					
01/07/2022	Opening Balance				0.00
30/06/2023	Market Value Adjustment			920.00	920.00 CR
30/06/2023	Closing Balance				920.00 CR
<b>Woodside Energy Group Ltd</b>					
01/07/2022	Opening Balance				0.00
30/06/2023	Market Value Adjustment			7,298.20	7,298.20 CR
30/06/2023	Closing Balance				7,298.20 CR
<b>Increase in Market Value - Stapled Securities</b>					
<b>Goodman Group - Stapled Securities Fully Paid</b>					
01/07/2022	Opening Balance				0.00
30/06/2023	Market Value Adjustment			11,150.00	11,150.00 CR
30/06/2023	Closing Balance				11,150.00 CR
<b>Mirvac Group - Stapled Securities</b>					
01/07/2022	Opening Balance				0.00
30/06/2023	Market Value Adjustment			2,850.00	2,850.00 CR
30/06/2023	Closing Balance				2,850.00 CR
<b>Transurban Group - Ordinary Shares/Units Fully Paid Triple Stapled</b>					
01/07/2022	Opening Balance				0.00
30/06/2023	Market Value Adjustment		433.42		433.42 DR
30/06/2023	Closing Balance				433.42 DR
<b>Increase in Market Value - Units In Unlisted Unit Trusts</b>					
<b>The Watko Unit Trust</b>					
01/07/2022	Opening Balance				0.00
30/06/2023	Market Value Adjustment			50,248.38	50,248.38 CR
30/06/2023	Closing Balance				50,248.38 CR
<b>Investment Income</b>					
<b>Distributions - Stapled Securities</b>					
<b>Goodman Group - Stapled Securities Fully Paid</b>					
01/07/2022	Opening Balance				0.00
29/12/2022	GMG Distribution - Cash			750.00	750.00 CR
29/06/2023	GMG AUD EST 0.15			500.00	1,250.00 CR
30/06/2023	Distribution - Tax Statement			0.35	1,250.35 CR
30/06/2023	Distribution - Tax Statement			7.36	1,257.71 CR
30/06/2023	Closing Balance				1,257.71 CR

**The Watko Superannuation Fund**  
**General Ledger Account Movement**  
**For the period from 1 July 2022 to 30 June 2023**

Date	Description	Quantity	Debits	Credits	Balance
<b>Income</b>					
<b>Mirvac Group - Stapled Securities</b>					
01/07/2022	Opening Balance				0.00
29/12/2022	MGR AUD EST 0.052, DRP SUSP			520.00	520.00 CR
29/06/2023	MGR AUD EST 0.053, DRP SUSP			530.00	1,050.00 CR
30/06/2023	Distribution - Tax Statement				1,050.00 CR
30/06/2023	Distribution - Tax Statement				1,050.00 CR
30/06/2023	Closing Balance				1,050.00 CR
<b>Transurban Group - Ordinary Shares/Units Fully Paid Triple Stapled</b>					
01/07/2022	Opening Balance				0.00
29/12/2022	TCL AUD DRP NIL DISC			883.51	883.51 CR
29/06/2023	TCL AUD 0.0111946 FRANKED, 30% CTR, DRP NIL DISC			1,016.87	1,900.38 CR
30/06/2023	Distribution - Tax Statement				1,900.38 CR
30/06/2023	Distribution - Tax Statement				1,900.38 CR
30/06/2023	Closing Balance				1,900.38 CR
<b>Dividends - Shares in Listed Companies</b>					
<b>AMP Limited</b>					
01/07/2022	Opening Balance				0.00
03/04/2023	AMP AUD 0.005 FRANKED, 30% CTR, 0.02 CFI, DRP NIL DI			250.00	250.00 CR
30/06/2023	Closing Balance				250.00 CR
<b>BHP Group Limited - Fully Paid Ordinary</b>					
01/07/2022	Opening Balance				0.00
22/09/2022	BHP USD 1.75, 1.75 FRANKED, 30% CTR, DRP NIL DISC			25,518.39	25,518.39 CR
30/03/2023	BHP USD 0.9, 0.9 FRANKED, 30% CTR, DRP NIL DISC			13,636.36	39,154.75 CR
30/06/2023	Closing Balance				39,154.75 CR
<b>Cochlear Limited</b>					
01/07/2022	Opening Balance				0.00
17/10/2022	COH AUD 0.58 FRANKED, 30% CTR, 0.87 CFI			1,022.25	1,022.25 CR
14/04/2023	COH AUD 0.5425 FRANKED, 30% CTR, 0.6975 CFI			1,092.75	2,115.00 CR
30/06/2023	Closing Balance				2,115.00 CR
<b>Coles Group Limited. - Ordinary Fully Paid Deferred Settlement</b>					
01/07/2022	Opening Balance				0.00
28/09/2022	COL AUD 0.3 FRANKED, 30% CTR, DRP NIL DISC			300.00	300.00 CR
30/03/2023	COL AUD 0.36 FRANKED, 30% CTR, DRP NIL DISC			360.00	660.00 CR
30/06/2023	Closing Balance				660.00 CR
<b>Commonwealth Bank Of Australia.</b>					
01/07/2022	Opening Balance				0.00
29/09/2022	CBA AUD 2.1 FRANKED, 30% CTR, DRP NIL DISC			3,150.00	3,150.00 CR
30/03/2023	CBA AUD 2.1 FRANKED, 30% CTR, DRP NIL DISC			3,150.00	6,300.00 CR
30/06/2023	Closing Balance				6,300.00 CR
<b>Santos Limited</b>					
01/07/2022	Opening Balance				0.00
22/09/2022	STO USD 0.076, UNFRANKED, 0.076 CFI, DRP SUSP			1,639.03	1,639.03 CR
29/03/2023	STO USD 0.151, UNFRANKED, 0.151 CFI, DRP SUSP			3,354.52	4,993.55 CR
30/06/2023	Closing Balance				4,993.55 CR
<b>Sigma Pharmaceuticals Limited.</b>					
01/07/2022	Opening Balance				0.00
12/10/2022	SIG AUD 0.005 FRANKED, 30% CTR			50.00	50.00 CR
18/04/2023	SIG AUD 0.005 FRANKED, 30% CTR			50.00	100.00 CR
30/06/2023	Closing Balance				100.00 CR



**The Watko Superannuation Fund**  
**General Ledger Account Movement**  
**For the period from 1 July 2022 to 30 June 2023**

Date	Description	Quantity	Debits	Credits	Balance
<b>Income</b>					
<b>South32 Limited</b>					
01/07/2022	Opening Balance				0.00
13/10/2022	S32 USD 0.14, 0.03 SPEC, 0.17 FRANKED, 30% CTR			368.92	368.92 CR
06/04/2023	S32 USD 0.049, 0.049 FRANKED, 30% CTR			107.68	476.60 CR
30/06/2023	Closing Balance				476.60 CR
<b>Telstra Corporation Limited.</b>					
01/07/2022	Opening Balance				0.00
21/09/2022	TLS AUD 0.01 SPEC, 0.085 FRANKED, 30% CTR, DRP NIL I			425.00	425.00 CR
31/03/2023	TLS AUD 0.085 FRANKED, 30% CTR, DRP NIL DISC			425.00	850.00 CR
30/06/2023	Closing Balance				850.00 CR
<b>Wesfarmers Limited</b>					
01/07/2022	Opening Balance				0.00
06/10/2022	WES AUD 1 FRANKED, 30% CTR, DRP NIL DISC			1,000.00	1,000.00 CR
28/03/2023	WES AUD 0.88 FRANKED, 30% CTR, DRP			880.00	1,880.00 CR
30/06/2023	Closing Balance				1,880.00 CR
<b>Westpac Banking Corporation</b>					
01/07/2022	Opening Balance				0.00
20/12/2022	WBC AUD 0.64 FRANKED, 30% CTR, DRP NIL DISC			320.00	320.00 CR
27/06/2023	WBC AUD 0.7 FRANKED, 30% CTR, DRP NIL DISC			350.00	670.00 CR
30/06/2023	Closing Balance				670.00 CR
<b>Woodside Energy Group Ltd</b>					
01/07/2022	Opening Balance				0.00
06/10/2022	WDS USD 1.09, 1.09 FRANKED, 30% CTR, DRP NIL DISC			4,489.88	4,489.88 CR
05/04/2023	WDS USD 1.44, 1.44 FRANKED, 30% CTR, DRP SUSP			6,047.40	10,537.28 CR
30/06/2023	Closing Balance				10,537.28 CR
<b>Dividends - Stapled Securities</b>					
<b>Transurban Group - Ordinary Shares/Units Fully Paid Triple Stapled</b>					
01/07/2022	Opening Balance				0.00
23/08/2022	TCL AUD 0.02170156 FRANKED, 30% CTR			66.68	66.68 CR
30/06/2023	Closing Balance				66.68 CR
<b>Foreign Income - Foreign Dividend - Shares in Listed Companies</b>					
<b>Janus Henderson Group PLC - Chess Depositary Interests</b>					
01/07/2022	Opening Balance				0.00
24/08/2022	JHG USD 0.39			280.06	280.06 CR
23/11/2022	JHG USD 0.39			304.92	584.98 CR
28/02/2023	JHG USD 0.39			279.98	864.96 CR
31/05/2023	JHG USD 0.39			290.82	1,155.78 CR
30/06/2023	Closing Balance				1,155.78 CR
<b>Foreign Income - Foreign Dividend - Stapled Securities</b>					
<b>Goodman Group - Stapled Securities Fully Paid</b>					
01/07/2022	Opening Balance				0.00
25/08/2022	GMG AUD 2.5c Foreign Div			125.00	125.00 CR
30/06/2023	Closing Balance				125.00 CR
<b>Interest - Cash At Bank</b>					
<b>CBA Business - 9685</b>					
01/07/2022	Opening Balance				0.00
01/07/2022	DEPOSIT INTEREST			23.57	23.57 CR
01/08/2022	DEPOSIT INTEREST			47.34	70.91 CR
31/08/2022	MISCELLANEOUS			0.01	70.92 CR
01/09/2022	DEPOSIT INTEREST			82.04	152.96 CR
01/09/2022	MISCELLANEOUS			2.19	155.15 CR
01/10/2022	DEPOSIT INTEREST			99.15	254.30 CR
01/11/2022	DEPOSIT INTEREST			88.88	343.18 CR
01/12/2022	DEPOSIT INTEREST			51.88	395.06 CR
01/01/2023	DEPOSIT INTEREST			69.15	464.21 CR

**The Watko Superannuation Fund**  
**General Ledger Account Movement**  
**For the period from 1 July 2022 to 30 June 2023**

Date	Description	Quantity	Debits	Credits	Balance
<b>Income</b>					
01/02/2023	DEPOSIT INTEREST			65.94	530.15 CR
01/03/2023	DEPOSIT INTEREST			61.25	591.40 CR
01/04/2023	DEPOSIT INTEREST			32.51	623.91 CR
<b>30/06/2023</b>	<b>Closing Balance</b>				<b>623.91 CR</b>
<b>CBA Business Transaction - 9677</b>					
<b>01/07/2022</b>	<b>Opening Balance</b>				<b>0.00</b>
09/10/2022	DEPOSIT INTEREST			4,000.00	4,000.00 CR
21/04/2023	DEPOSIT INTEREST			3,066.58	7,066.58 CR
<b>30/06/2023</b>	<b>Closing Balance</b>				<b>7,066.58 CR</b>
<b>CDIA - 9693</b>					
<b>01/07/2022</b>	<b>Opening Balance</b>				<b>0.00</b>
01/04/2023	DEPOSIT INTEREST			79.14	79.14 CR
01/05/2023	DEPOSIT INTEREST			181.44	260.58 CR
01/06/2023	DEPOSIT INTEREST			309.17	569.75 CR
<b>30/06/2023</b>	<b>Closing Balance</b>				<b>569.75 CR</b>
<b>Expenses</b>					
<b>Member Payments</b>					
<b>Pensions Paid - Mr Paul Watkins</b>					
<b>Pension Account 010715</b>					
<b>01/07/2022</b>	<b>Opening Balance</b>				<b>0.00</b>
21/07/2022	Pension Drawdown - Gross		6,375.07		6,375.07 DR
16/09/2022	Pension Drawdown - Gross		6,375.07		12,750.14 DR
02/11/2022	Pension Drawdown - Gross		6,375.07		19,125.21 DR
30/11/2022	Pension Drawdown - Gross		6,375.07		25,500.28 DR
09/01/2023	Pension Drawdown - Gross		6,375.07		31,875.35 DR
02/04/2023	Pension Drawdown - Gross		6,375.07		38,250.42 DR
10/05/2023	Pension Drawdown - Gross		6,859.58		45,110.00 DR
<b>30/06/2023</b>	<b>Closing Balance</b>				<b>45,110.00 DR</b>
<b>Pensions Paid - Mrs Jennifer Watkins</b>					
<b>Pension Account 010715</b>					
<b>01/07/2022</b>	<b>Opening Balance</b>				<b>0.00</b>
21/07/2022	Pension Drawdown - Gross		3,114.75		3,114.75 DR
16/09/2022	Pension Drawdown - Gross		3,114.75		6,229.50 DR
02/11/2022	Pension Drawdown - Gross		3,114.76		9,344.26 DR
30/11/2022	Pension Drawdown - Gross		3,114.75		12,459.01 DR
09/01/2023	Pension Drawdown - Gross		3,114.76		15,573.77 DR
02/04/2023	Pension Drawdown - Gross		3,114.75		18,688.52 DR
10/05/2023	Pension Drawdown - Gross		3,351.48		22,040.00 DR
<b>30/06/2023</b>	<b>Closing Balance</b>				<b>22,040.00 DR</b>
<b>Pension Account 010719</b>					
<b>01/07/2022</b>	<b>Opening Balance</b>				<b>0.00</b>
21/07/2022	Pension Drawdown - Gross		462.13		462.13 DR
16/09/2022	Pension Drawdown - Gross		462.13		924.26 DR
02/11/2022	Pension Drawdown - Gross		462.12		1,386.38 DR
30/11/2022	Pension Drawdown - Gross		462.13		1,848.51 DR
09/01/2023	Pension Drawdown - Gross		462.12		2,310.63 DR
02/04/2023	Pension Drawdown - Gross		462.13		2,772.76 DR
10/05/2023	Pension Drawdown - Gross		497.24		3,270.00 DR
<b>30/06/2023</b>	<b>Closing Balance</b>				<b>3,270.00 DR</b>

**The Watko Superannuation Fund**  
**General Ledger Account Movement**  
**For the period from 1 July 2022 to 30 June 2023**

Date	Description	Quantity	Debits	Credits	Balance
<b>Expenses</b>					
<b>Pension Account 010720</b>					
01/07/2022	Opening Balance				0.00
21/07/2022	Pension Drawdown - Gross		48.05		48.05 DR
16/09/2022	Pension Drawdown - Gross		48.05		96.10 DR
02/11/2022	Pension Drawdown - Gross		48.05		144.15 DR
30/11/2022	Pension Drawdown - Gross		48.05		192.20 DR
09/01/2023	Pension Drawdown - Gross		48.05		240.25 DR
02/04/2023	Pension Drawdown - Gross		48.05		288.30 DR
10/05/2023	Pension Drawdown - Gross		291.70		580.00 DR
30/06/2023	Closing Balance				580.00 DR
<b>Other Expenses</b>					
<b>Accountancy Fee</b>					
01/07/2022	Opening Balance				0.00
21/04/2023	Transfer To Roach and Bruce NetBank		3,850.00		3,850.00 DR
30/06/2023	Closing Balance				3,850.00 DR
<b>Actuarial Fee</b>					
01/07/2022	Opening Balance				0.00
06/03/2023	Transfer To Verus Actuaries Pty Net		110.00		110.00 DR
30/06/2023	Closing Balance				110.00 DR
<b>Auditor Fee</b>					
01/07/2022	Opening Balance				0.00
17/04/2023	Transfer To AW Boys NetBank WSFBoys		495.00		495.00 DR
30/06/2023	Closing Balance				495.00 DR
<b>SMSF Supervisory Levy</b>					
01/07/2022	Opening Balance				0.00
30/06/2023	SMSF Supervisory Levy		259.00		259.00 DR
30/06/2023	Closing Balance				259.00 DR
<b>Income Tax</b>					
<b>Income Tax Expense</b>					
01/07/2022	Opening Balance				0.00
30/06/2023	Fund Income Tax		3,625.50		3,625.50 DR
30/06/2023	Closing Balance				3,625.50 DR
<b>Excessive Foreign Tax Credit Writeoff Expense</b>					
01/07/2022	Opening Balance				0.00
30/06/2023	Excessive foreign tax credit written off		5.86		5.86 DR
30/06/2023	Closing Balance				5.86 DR
<b>Imputation Credits - Shares in Listed Companies</b>					
<b>AMP Limited</b>					
01/07/2022	Opening Balance				0.00
03/04/2023	AMP AUD 0.005 FRANKED, 30% CTR, 0.02 CFI, DRP NIL DI:			21.43	21.43 CR
30/06/2023	Closing Balance				21.43 CR
<b>BHP Group Limited - Fully Paid Ordinary</b>					
01/07/2022	Opening Balance				0.00
22/09/2022	BHP USD 1.75, 1.75 FRANKED, 30% CTR, DRP NIL DISC			10,936.45	10,936.45 CR
30/03/2023	BHP USD 0.9, 0.9 FRANKED, 30% CTR, DRP NIL DISC			5,844.15	16,780.60 CR
30/06/2023	Closing Balance				16,780.60 CR

**The Watko Superannuation Fund**  
**General Ledger Account Movement**  
**For the period from 1 July 2022 to 30 June 2023**

Date	Description	Quantity	Debits	Credits	Balance
<b>Income Tax</b>					
<b>Cochlear Limited</b>					
01/07/2022	Opening Balance				0.00
17/10/2022	COH AUD 0.58 FRANKED, 30% CTR, 0.87 CFI			175.24	175.24 CR
14/04/2023	COH AUD 0.5425 FRANKED, 30% CTR, 0.6975 CFI			163.91	339.15 CR
30/06/2023	Closing Balance				339.15 CR
<b>Coles Group Limited. - Ordinary Fully Paid Deferred Settlement</b>					
01/07/2022	Opening Balance				0.00
28/09/2022	COL AUD 0.3 FRANKED, 30% CTR, DRP NIL DISC			128.57	128.57 CR
30/03/2023	COL AUD 0.36 FRANKED, 30% CTR, DRP NIL DISC			154.29	282.86 CR
30/06/2023	Closing Balance				282.86 CR
<b>Commonwealth Bank Of Australia.</b>					
01/07/2022	Opening Balance				0.00
29/09/2022	CBA AUD 2.1 FRANKED, 30% CTR, DRP NIL DISC			1,350.00	1,350.00 CR
30/03/2023	CBA AUD 2.1 FRANKED, 30% CTR, DRP NIL DISC			1,350.00	2,700.00 CR
30/06/2023	Closing Balance				2,700.00 CR
<b>Sigma Pharmaceuticals Limited.</b>					
01/07/2022	Opening Balance				0.00
12/10/2022	SIG AUD 0.005 FRANKED, 30% CTR			21.43	21.43 CR
18/04/2023	SIG AUD 0.005 FRANKED, 30% CTR			21.43	42.86 CR
30/06/2023	Closing Balance				42.86 CR
<b>South32 Limited</b>					
01/07/2022	Opening Balance				0.00
13/10/2022	S32 USD 0.14, 0.03 SPEC, 0.17 FRANKED, 30% CTR			158.11	158.11 CR
06/04/2023	S32 USD 0.049, 0.049 FRANKED, 30% CTR			46.15	204.26 CR
30/06/2023	Closing Balance				204.26 CR
<b>Telstra Corporation Limited.</b>					
01/07/2022	Opening Balance				0.00
21/09/2022	TLS AUD 0.01 SPEC, 0.085 FRANKED, 30% CTR, DRP NIL I			182.14	182.14 CR
31/03/2023	TLS AUD 0.085 FRANKED, 30% CTR, DRP NIL DISC			182.14	364.28 CR
30/06/2023	Closing Balance				364.28 CR
<b>Wesfarmers Limited</b>					
01/07/2022	Opening Balance				0.00
06/10/2022	WES AUD 1 FRANKED, 30% CTR, DRP NIL DISC			428.57	428.57 CR
28/03/2023	WES AUD 0.88 FRANKED, 30% CTR, DRP			377.14	805.71 CR
30/06/2023	Closing Balance				805.71 CR
<b>Westpac Banking Corporation</b>					
01/07/2022	Opening Balance				0.00
20/12/2022	WBC AUD 0.64 FRANKED, 30% CTR, DRP NIL DISC			137.14	137.14 CR
27/06/2023	WBC AUD 0.7 FRANKED, 30% CTR, DRP NIL DISC			150.00	287.14 CR
30/06/2023	Closing Balance				287.14 CR
<b>Woodside Energy Group Ltd</b>					
01/07/2022	Opening Balance				0.00
06/10/2022	WDS USD 1.09, 1.09 FRANKED, 30% CTR, DRP NIL DISC			1,924.23	1,924.23 CR
05/04/2023	WDS USD 1.44, 1.44 FRANKED, 30% CTR, DRP SUSP			2,591.74	4,515.97 CR
30/06/2023	Closing Balance				4,515.97 CR
<b>Imputation Credits - Stapled Securities</b>					
<b>Goodman Group - Stapled Securities Fully Paid</b>					
01/07/2022	Opening Balance				0.00
30/06/2023	Distribution - Tax Statement			5.17	5.17 CR
30/06/2023	Closing Balance				5.17 CR

**The Watko Superannuation Fund**  
**General Ledger Account Movement**  
**For the period from 1 July 2022 to 30 June 2023**

Date	Description	Quantity	Debits	Credits	Balance
<b>Income Tax</b>					
<b>Transurban Group - Ordinary Shares/Units Fully Paid Triple Stapled</b>					
01/07/2022	Opening Balance				0.00
23/08/2022	TCL AUD 0.02170156 FRANKED, 30% CTR			28.58	28.58 CR
30/06/2023	Distribution - Tax Statement			1.71	30.29 CR
30/06/2023	Closing Balance				30.29 CR
<b>Assets</b>					
<b>Investments - CBA Term Deposit 4664</b>					
01/07/2022	There are no transactions in the selected period	500,000.00000			500,000.00 DR
<b>Investments - CBA Term Deposit 6604</b>					
01/07/2022	Opening Balance	0.00000			0.00
21/10/2022	Transfer Out Branc	150,000.00000	150,000.00		150,000.00 DR
30/06/2023	Closing Balance	150,000.00000			150,000.00 DR
<b>Investments - AMP Limited</b>					
01/07/2022	Opening Balance	10,000.00000			9,550.00 DR
30/06/2023	Market Value Adjustment		1,750.00		11,300.00 DR
30/06/2023	Closing Balance	10,000.00000			11,300.00 DR
<b>Investments - BHP Group Limited - Fully Paid Ordinary</b>					
01/07/2022	Opening Balance	10,000.00000			412,500.00 DR
30/06/2023	Market Value Adjustment		37,400.00		449,900.00 DR
30/06/2023	Closing Balance	10,000.00000			449,900.00 DR
<b>Investments - Cochlear Limited</b>					
01/07/2022	Opening Balance	705.00000			140,083.50 DR
30/06/2023	Market Value Adjustment		21,410.85		161,494.35 DR
30/06/2023	Closing Balance	705.00000			161,494.35 DR
<b>Investments - Coles Group Limited. - Ordinary Fully Paid Deferred Settlement</b>					
01/07/2022	Opening Balance	1,000.00000			17,810.00 DR
30/06/2023	Market Value Adjustment		610.00		18,420.00 DR
30/06/2023	Closing Balance	1,000.00000			18,420.00 DR
<b>Investments - Commonwealth Bank Of Australia.</b>					
01/07/2022	Opening Balance	1,500.00000			135,570.00 DR
30/06/2023	Market Value Adjustment		14,835.00		150,405.00 DR
30/06/2023	Closing Balance	1,500.00000			150,405.00 DR
<b>Investments - Janus Henderson Group PLC - Chess Depository Interests</b>					
01/07/2022	Opening Balance	500.00000			16,745.00 DR
30/06/2023	Market Value Adjustment		3,930.00		20,675.00 DR
30/06/2023	Closing Balance	500.00000			20,675.00 DR
<b>Investments - Kogan.Com Ltd</b>					
01/07/2022	Opening Balance	1,000.00000			2,780.00 DR
30/06/2023	Market Value Adjustment		2,070.00		4,850.00 DR
30/06/2023	Closing Balance	1,000.00000			4,850.00 DR

**The Watko Superannuation Fund**  
**General Ledger Account Movement**  
**For the period from 1 July 2022 to 30 June 2023**

Date	Description	Quantity	Debits	Credits	Balance
<b>Assets</b>					
<b>Investments - Piedmont Lithium Ltd</b>					
01/07/2022	Opening Balance	10,000.00000			5,450.00 DR
30/06/2023	Market Value Adjustment		3,050.00		8,500.00 DR
30/06/2023	Closing Balance	10,000.00000			8,500.00 DR
<b>Investments - Santos Limited</b>					
01/07/2022	Opening Balance	15,000.00000			111,300.00 DR
30/06/2023	Market Value Adjustment		1,500.00		112,800.00 DR
30/06/2023	Closing Balance	15,000.00000			112,800.00 DR
<b>Investments - Sigma Pharmaceuticals Limited.</b>					
01/07/2022	Opening Balance	10,000.00000			5,800.00 DR
30/06/2023	Market Value Adjustment		2,600.00		8,400.00 DR
30/06/2023	Closing Balance	10,000.00000			8,400.00 DR
<b>Investments - South32 Limited</b>					
01/07/2022	Opening Balance	1,468.00000			5,783.92 DR
30/06/2023	Market Value Adjustment			264.24	5,519.68 DR
30/06/2023	Closing Balance	1,468.00000			5,519.68 DR
<b>Investments - Telstra Corporation Limited.</b>					
01/07/2022	Opening Balance	5,000.00000			19,250.00 DR
30/06/2023	Market Value Adjustment		2,250.00		21,500.00 DR
30/06/2023	Closing Balance	5,000.00000			21,500.00 DR
<b>Investments - Tyro Payments Limited</b>					
01/07/2022	Opening Balance	5,000.00000			3,000.00 DR
30/06/2023	Market Value Adjustment		2,700.00		5,700.00 DR
30/06/2023	Closing Balance	5,000.00000			5,700.00 DR
<b>Investments - Wesfarmers Limited</b>					
01/07/2022	Opening Balance	1,000.00000			41,910.00 DR
30/06/2023	Market Value Adjustment		7,430.00		49,340.00 DR
30/06/2023	Closing Balance	1,000.00000			49,340.00 DR
<b>Investments - Westpac Banking Corporation</b>					
01/07/2022	Opening Balance	500.00000			9,750.00 DR
30/06/2023	Market Value Adjustment		920.00		10,670.00 DR
30/06/2023	Closing Balance	500.00000			10,670.00 DR
<b>Investments - Woodside Energy Group Ltd</b>					
01/07/2022	Opening Balance	2,807.00000			89,374.88 DR
30/06/2023	Market Value Adjustment		7,298.20		96,673.08 DR
30/06/2023	Closing Balance	2,807.00000			96,673.08 DR
<b>Investments - Goodman Group - Stapled Securities Fully Paid</b>					
01/07/2022	Opening Balance	5,000.00000			89,200.00 DR
30/06/2023	Market Value Adjustment		11,150.00		100,350.00 DR
30/06/2023	Closing Balance	5,000.00000			100,350.00 DR
<b>Investments - Mirvac Group - Stapled Securities</b>					
01/07/2022	Opening Balance	10,000.00000			19,750.00 DR
30/06/2023	Market Value Adjustment		2,850.00		22,600.00 DR
30/06/2023	Closing Balance	10,000.00000			22,600.00 DR

**The Watko Superannuation Fund**  
**General Ledger Account Movement**  
**For the period from 1 July 2022 to 30 June 2023**

Date	Description	Quantity	Debits	Credits	Balance
<b>Assets</b>					
<b>Investments - Transurban Group - Ordinary Shares/Units Fully Paid Triple Staped</b>					
01/07/2022	Opening Balance	3,334.00000			47,942.92 DR
30/06/2023	Market Value Adjustment			433.42	47,509.50 DR
30/06/2023	Closing Balance	3,334.00000			47,509.50 DR
<b>Investments - The Watko Unit Trust</b>					
01/07/2022	Opening Balance	418,736.50000			1,754,505.94 DR
30/06/2023	Market Value Adjustment		50,248.38		1,804,754.32 DR
30/06/2023	Closing Balance	418,736.50000			1,804,754.32 DR
<b>Cash At Bank - CBA Business - 9685</b>					
01/07/2022	Opening Balance				200,895.85 DR
01/07/2022	DEPOSIT INTEREST		23.57		200,919.42 DR
01/08/2022	DEPOSIT INTEREST		47.34		200,966.76 DR
31/08/2022	MISCELLANEOUS		0.01		200,966.77 DR
01/09/2022	DEPOSIT INTEREST		82.04		201,048.81 DR
01/09/2022	MISCELLANEOUS		2.19		201,051.00 DR
01/10/2022	DEPOSIT INTEREST		99.15		201,150.15 DR
21/10/2022	Transfer Out Branc			150,000.00	51,150.15 DR
01/11/2022	DEPOSIT INTEREST		88.88		51,239.03 DR
14/11/2022	9677t09685 NETBANK TFR		30,000.00		81,239.03 DR
01/12/2022	DEPOSIT INTEREST		51.88		81,290.91 DR
01/01/2023	DEPOSIT INTEREST		69.15		81,360.06 DR
09/01/2023	Transfer to CBA A- 9685to9677			10,000.00	71,360.06 DR
01/02/2023	DEPOSIT INTEREST		65.94		71,426.00 DR
01/03/2023	DEPOSIT INTEREST		61.25		71,487.25 DR
15/03/2023	Transfer to CBA A- 9685to9677			70,000.00	1,487.25 DR
01/04/2023	DEPOSIT INTEREST		32.51		1,519.76 DR
21/04/2023	Transfer to CBA A- 9685to9677			1,000.00	519.76 DR
30/06/2023	Closing Balance				519.76 DR
<b>Cash At Bank - CBA Business Transaction - 9677</b>					
01/07/2022	Opening Balance				27,144.16 DR
21/07/2022	Super payment Transfer to xx7833			10,000.00	17,144.16 DR
23/08/2022	AUF22-00836048 TCL DIV-DIST		866.84		18,011.00 DR
24/08/2022	AUG22-00821462 JHG DIVIDEND		280.06		18,291.06 DR
25/08/2022	AUG22-00812994 GOODMAN GROUP		750.00		19,041.06 DR
31/08/2022	001280353221 MGR DST		510.00		19,551.06 DR
16/09/2022	Pension payment Transfer to xx7833			10,000.00	9,551.06 DR
21/09/2022	001282084765 TLS FNL DIV		425.00		9,976.06 DR
21/09/2022	AUI22-00875620 SANTOS DIVIDEND		869.03		10,845.09 DR
23/09/2022	AF386-00341829 BHP GROUP DIV		25,518.39		36,363.48 DR
28/09/2022	FIN22-01078969 COLES GROUP LTD		300.00		36,663.48 DR
29/09/2022	001280876676 CBA FNL DIV		3,150.00		39,813.48 DR
06/10/2022	FIN22-01012601 WESFARMERS LTD		1,000.00		40,813.48 DR
06/10/2022	INT22-00802302 WOODSIDE		4,489.88		45,303.36 DR
09/10/2022	DEPOSIT INTEREST		4,000.00		49,303.36 DR
12/10/2022	001284946284 SIG ITM DIV		50.00		49,353.36 DR
13/10/2022	RAU22-00966218 SOUTH32 DIVIDEND		368.92		49,722.28 DR
17/10/2022	OCT22-00817716 COCHLEAR PAY		1,022.25		50,744.53 DR
02/11/2022	Pension payment Transfer to xx7833			10,000.00	40,744.53 DR
14/11/2022	Transfer to CBA A- 9677t09685			30,000.00	10,744.53 DR
23/11/2022	NOV22-00821283 JHG DIVIDEND		304.92		11,049.45 DR
30/11/2022	Pension Payment Transfer to xx7833			10,000.00	1,049.45 DR
20/12/2022	001286389626 WBC DIVIDEND		320.00		1,369.45 DR
09/01/2023	9685to9677 NETBANK TFR		10,000.00		11,369.45 DR
09/01/2023	Pension payment Transfer to xx7833			10,000.00	1,369.45 DR
13/02/2023	AUI23-00835428 TCL DISTRIBUTION		883.51		2,252.96 DR

**The Watko Superannuation Fund**  
**General Ledger Account Movement**  
**For the period from 1 July 2022 to 30 June 2023**

Date	Description	Quantity	Debits	Credits	Balance
<b>Assets</b>					
<b>Cash At Bank - CBA Business Transaction - 9677</b>					
24/02/2023	FEB23-00813476 GOODMAN GROUP		750.00		3,002.96 DR
28/02/2023	001289698191 MGR DST		520.00		3,522.96 DR
28/02/2023	FEB23-00821037 JHG DIVIDEND		279.98		3,802.94 DR
06/03/2023	Transfer To Verus Actuaries Pty Net			110.00	3,692.94 DR
15/03/2023	9685to9677 NETBANK TFR		70,000.00		73,692.94 DR
15/03/2023	Transfer to CBA A- 9677to9693			70,000.00	3,692.94 DR
28/03/2023	INT23-01009894 WESFARMERS LTD		880.00		4,572.94 DR
29/03/2023	AUS22-00875526 SANTOS DIVIDEND		1,778.52		6,351.46 DR
30/03/2023	001291383498 CBA DIV		3,150.00		9,501.46 DR
30/03/2023	AI387-00336374 BHP GROUP DIV		13,636.36		23,137.82 DR
30/03/2023	INT23-01073463 COLES GROUP LTD		360.00		23,497.82 DR
31/03/2023	001293055336 TLS ITM DIV		425.00		23,922.82 DR
02/04/2023	Pension payment Transfer to xx7833			10,000.00	13,922.82 DR
03/04/2023	23FIN-01027618 AMP LIMITED		250.00		14,172.82 DR
05/04/2023	FIN22-00817939 WOODSIDE		6,047.40		20,220.22 DR
06/04/2023	AI013-00963647 SOUTH32 DIVIDEND		107.68		20,327.90 DR
14/04/2023	APR23-00817163 COCHLEAR PAY		1,092.75		21,420.65 DR
17/04/2023	Transfer To AW Boys NetBank WSFBoys			495.00	20,925.65 DR
18/04/2023	001295315431 SIG FNL DIV		50.00		20,975.65 DR
21/04/2023	9685to9677 NETBANK TFR		1,000.00		21,975.65 DR
21/04/2023	ATO006000017753402 ATO		40,887.88		62,863.53 DR
21/04/2023	DEPOSIT INTEREST		3,066.58		65,930.11 DR
21/04/2023	Transfer to CBA A- 9677to9693			60,000.00	5,930.11 DR
21/04/2023	Transfer To Roach and Bruce NetBank			3,850.00	2,080.11 DR
10/05/2023	7538to9677 NETBANK TFR		25,000.00		27,080.11 DR
10/05/2023	Pension payment Transfer to xx7833			11,000.00	16,080.11 DR
10/05/2023	Transfer to CBA A- 9677toCDIA9693			15,000.00	1,080.11 DR
31/05/2023	MAY23-00820763 JHG DIVIDEND		290.82		1,370.93 DR
27/06/2023	001296292035 WBC DIVIDEND		350.00		1,720.93 DR
30/06/2023	<b>Closing Balance</b>				<b>1,720.93 DR</b>
<b>Cash At Bank - CDIA - 9693</b>					
01/07/2022	<b>Opening Balance</b>				<b>21.76 DR</b>
15/03/2023	9677to9693 NETBANK TFR		70,000.00		70,021.76 DR
01/04/2023	DEPOSIT INTEREST		79.14		70,100.90 DR
21/04/2023	9677to9693 NETBANK TFR		60,000.00		130,100.90 DR
01/05/2023	DEPOSIT INTEREST		181.44		130,282.34 DR
10/05/2023	9677toCDIA9693 NETBANK TFR		15,000.00		145,282.34 DR
01/06/2023	DEPOSIT INTEREST		309.17		145,591.51 DR
30/06/2023	<b>Closing Balance</b>				<b>145,591.51 DR</b>
<b>Other Assets - Unsettled Trades</b>					
<b>Acquisitions - Cash and Cash Equivalents</b>					
<b>CBA Term Deposit 6604</b>					
01/07/2022	<b>Opening Balance</b>				<b>0.00</b>
21/10/2022	Paid - Transfer Out Branc		150,000.00		150,000.00 DR
21/10/2022	Transfer Out Branc			150,000.00	0.00 CR
30/06/2023	<b>Closing Balance</b>				<b>0.00</b>
<b>Other Assets - Receivables</b>					
<b>Investment Income Receivable - Distributions - Stapled Securities</b>					
<b>Goodman Group - Stapled Securities Fully Paid</b>					
01/07/2022	<b>Opening Balance</b>				<b>625.00 DR</b>
25/08/2022	GMG AUD EST 0.15			625.00	0.00 CR
29/12/2022	GMG Distribution - Cash		750.00		750.00 DR
24/02/2023	GMG Distribution - Cash			750.00	0.00 CR
29/06/2023	GMG AUD EST 0.15		500.00		500.00 DR



**The Watko Superannuation Fund**  
**General Ledger Account Movement**  
**For the period from 1 July 2022 to 30 June 2023**

Date	Description	Quantity	Debits	Credits	Balance
<b>Assets</b>					
30/06/2023	Closing Balance				500.00 DR
<b>Mirvac Group - Stapled Securities</b>					
01/07/2022	Opening Balance				510.00 DR
31/08/2022	MGR AUD EST 0.051, DRP SUSP			510.00	0.00 CR
29/12/2022	MGR AUD EST 0.052, DRP SUSP		520.00		520.00 DR
28/02/2023	MGR AUD EST 0.052, DRP SUSP			520.00	0.00 CR
29/06/2023	MGR AUD EST 0.053, DRP SUSP		530.00		530.00 DR
30/06/2023	Closing Balance				530.00 DR
<b>Transurban Group - Ordinary Shares/Units Fully Paid Triple Stapled</b>					
01/07/2022	Opening Balance				800.16 DR
23/08/2022	TCL AUD 0.02170156 FRANKED, 30% CTR, DRP NIL DISC			800.16	0.00 CR
29/12/2022	TCL AUD DRP NIL DISC		883.51		883.51 DR
13/02/2023	TCL AUD DRP NIL DISC			883.51	0.00 CR
29/06/2023	TCL AUD 0.0111946 FRANKED, 30% CTR, DRP NIL DISC		1,016.87		1,016.87 DR
30/06/2023	Closing Balance				1,016.87 DR
<b>Investment Income Receivable - Dividends - Shares in Listed Companies</b>					
<b>AMP Limited</b>					
01/07/2022	Opening Balance				0.00
03/04/2023	AMP AUD 0.005 FRANKED, 30% CTR, 0.02 CFI, DRP NIL DI:			250.00	250.00 CR
03/04/2023	AMP AUD 0.005 FRANKED, 30% CTR, 0.02 CFI, DRP NIL DI:		250.00		0.00 CR
30/06/2023	Closing Balance				0.00
<b>BHP Group Limited - Fully Paid Ordinary</b>					
01/07/2022	Opening Balance				0.00
22/09/2022	BHP USD 1.75, 1.75 FRANKED, 30% CTR, DRP NIL DISC		25,518.39		25,518.39 DR
23/09/2022	BHP USD 1.75, 1.75 FRANKED, 30% CTR, DRP NIL DISC			25,518.39	0.00 CR
30/03/2023	BHP USD 0.9, 0.9 FRANKED, 30% CTR, DRP NIL DISC			13,636.36	13,636.36 CR
30/03/2023	BHP USD 0.9, 0.9 FRANKED, 30% CTR, DRP NIL DISC		13,636.36		0.00 CR
30/06/2023	Closing Balance				0.00
<b>Cochlear Limited</b>					
01/07/2022	Opening Balance				0.00
17/10/2022	COH AUD 0.58 FRANKED, 30% CTR, 0.87 CFI			1,022.25	1,022.25 CR
17/10/2022	COH AUD 0.58 FRANKED, 30% CTR, 0.87 CFI		1,022.25		0.00 CR
14/04/2023	COH AUD 0.5425 FRANKED, 30% CTR, 0.6975 CFI			1,092.75	1,092.75 CR
14/04/2023	COH AUD 0.5425 FRANKED, 30% CTR, 0.6975 CFI		1,092.75		0.00 CR
30/06/2023	Closing Balance				0.00
<b>Coles Group Limited. - Ordinary Fully Paid Deferred Settlement</b>					
01/07/2022	Opening Balance				0.00
28/09/2022	COL AUD 0.3 FRANKED, 30% CTR, DRP NIL DISC			300.00	300.00 CR
28/09/2022	COL AUD 0.3 FRANKED, 30% CTR, DRP NIL DISC		300.00		0.00 CR
30/03/2023	COL AUD 0.36 FRANKED, 30% CTR, DRP NIL DISC			360.00	360.00 CR
30/03/2023	COL AUD 0.36 FRANKED, 30% CTR, DRP NIL DISC		360.00		0.00 CR
30/06/2023	Closing Balance				0.00
<b>Commonwealth Bank Of Australia.</b>					
01/07/2022	Opening Balance				0.00
29/09/2022	CBA AUD 2.1 FRANKED, 30% CTR, DRP NIL DISC			3,150.00	3,150.00 CR
29/09/2022	CBA AUD 2.1 FRANKED, 30% CTR, DRP NIL DISC		3,150.00		0.00 CR
30/03/2023	CBA AUD 2.1 FRANKED, 30% CTR, DRP NIL DISC			3,150.00	3,150.00 CR
30/03/2023	CBA AUD 2.1 FRANKED, 30% CTR, DRP NIL DISC		3,150.00		0.00 CR
30/06/2023	Closing Balance				0.00

**The Watko Superannuation Fund**  
**General Ledger Account Movement**  
**For the period from 1 July 2022 to 30 June 2023**

Date	Description	Quantity	Debits	Credits	Balance
<b>Assets</b>					
<b>Santos Limited</b>					
01/07/2022	Opening Balance				0.00
21/09/2022	STO USD 0.076, UNFRANKED, 0.076 CFI, DRP SUSP			869.03	869.03 CR
22/09/2022	STO USD 0.076, UNFRANKED, 0.076 CFI, DRP SUSP		869.03		0.00 CR
29/03/2023	STO USD 0.151, UNFRANKED, 0.151 CFI, DRP SUSP			1,778.52	1,778.52 CR
29/03/2023	STO USD 0.151, UNFRANKED, 0.151 CFI, DRP SUSP		1,778.52		0.00 CR
30/06/2023	Closing Balance				0.00
<b>Sigma Pharmaceuticals Limited.</b>					
01/07/2022	Opening Balance				0.00
12/10/2022	SIG AUD 0.005 FRANKED, 30% CTR			50.00	50.00 CR
12/10/2022	SIG AUD 0.005 FRANKED, 30% CTR		50.00		0.00 CR
18/04/2023	SIG AUD 0.005 FRANKED, 30% CTR			50.00	50.00 CR
18/04/2023	SIG AUD 0.005 FRANKED, 30% CTR		50.00		0.00 CR
30/06/2023	Closing Balance				0.00
<b>South32 Limited</b>					
01/07/2022	Opening Balance				0.00
13/10/2022	S32 USD 0.14, 0.03 SPEC, 0.17 FRANKED, 30% CTR			368.92	368.92 CR
13/10/2022	S32 USD 0.14, 0.03 SPEC, 0.17 FRANKED, 30% CTR		368.92		0.00 CR
06/04/2023	S32 USD 0.049, 0.049 FRANKED, 30% CTR			107.68	107.68 CR
06/04/2023	S32 USD 0.049, 0.049 FRANKED, 30% CTR		107.68		0.00 CR
30/06/2023	Closing Balance				0.00
<b>Telstra Corporation Limited.</b>					
01/07/2022	Opening Balance				0.00
21/09/2022	TLS AUD 0.01 SPEC, 0.085 FRANKED, 30% CTR, DRP NIL I			425.00	425.00 CR
21/09/2022	TLS AUD 0.01 SPEC, 0.085 FRANKED, 30% CTR, DRP NIL I		425.00		0.00 CR
31/03/2023	TLS AUD 0.085 FRANKED, 30% CTR, DRP NIL DISC			425.00	425.00 CR
31/03/2023	TLS AUD 0.085 FRANKED, 30% CTR, DRP NIL DISC		425.00		0.00 CR
30/06/2023	Closing Balance				0.00
<b>Wesfarmers Limited</b>					
01/07/2022	Opening Balance				0.00
06/10/2022	WES AUD 1 FRANKED, 30% CTR, DRP NIL DISC			1,000.00	1,000.00 CR
06/10/2022	WES AUD 1 FRANKED, 30% CTR, DRP NIL DISC		1,000.00		0.00 CR
28/03/2023	WES AUD 0.88 FRANKED, 30% CTR, DRP			880.00	880.00 CR
28/03/2023	WES AUD 0.88 FRANKED, 30% CTR, DRP		880.00		0.00 CR
30/06/2023	Closing Balance				0.00
<b>Westpac Banking Corporation</b>					
01/07/2022	Opening Balance				0.00
20/12/2022	WBC AUD 0.64 FRANKED, 30% CTR, DRP NIL DISC			320.00	320.00 CR
20/12/2022	WBC AUD 0.64 FRANKED, 30% CTR, DRP NIL DISC		320.00		0.00 CR
27/06/2023	WBC AUD 0.7 FRANKED, 30% CTR, DRP NIL DISC			350.00	350.00 CR
27/06/2023	WBC AUD 0.7 FRANKED, 30% CTR, DRP NIL DISC		350.00		0.00 CR
30/06/2023	Closing Balance				0.00
<b>Woodside Energy Group Ltd</b>					
01/07/2022	Opening Balance				0.00
06/10/2022	WDS USD 1.09, 1.09 FRANKED, 30% CTR, DRP NIL DISC			4,489.88	4,489.88 CR
06/10/2022	WDS USD 1.09, 1.09 FRANKED, 30% CTR, DRP NIL DISC		4,489.88		0.00 CR
05/04/2023	WDS USD 1.44, 1.44 FRANKED, 30% CTR, DRP SUSP			6,047.40	6,047.40 CR
05/04/2023	WDS USD 1.44, 1.44 FRANKED, 30% CTR, DRP SUSP		6,047.40		0.00 CR
30/06/2023	Closing Balance				0.00

**The Watko Superannuation Fund**  
**General Ledger Account Movement**  
**For the period from 1 July 2022 to 30 June 2023**

Date	Description	Quantity	Debits	Credits	Balance
<b>Assets</b>					
<b>Investment Income Receivable - Dividends - Stapled Securities</b>					
<b>Transurban Group - Ordinary Shares/Units Fully Paid Triple Stapled</b>					
01/07/2022	Opening Balance				0.00
23/08/2022	TCL AUD 0.02170156 FRANKED, 30% CTR			66.68	66.68 CR
23/08/2022	TCL AUD 0.02170156 FRANKED, 30% CTR		66.68		0.00 CR
30/06/2023	Closing Balance				0.00
<b>Janus Henderson Group PLC - Chess Depositary Interests</b>					
01/07/2022	Opening Balance				0.00
24/08/2022	JHG USD 0.39			280.06	280.06 CR
24/08/2022	JHG USD 0.39		280.06		0.00 CR
23/11/2022	JHG USD 0.39			304.92	304.92 CR
23/11/2022	JHG USD 0.39		304.92		0.00 CR
28/02/2023	JHG USD 0.39			279.98	279.98 CR
28/02/2023	JHG USD 0.39		279.98		0.00 CR
31/05/2023	JHG USD 0.39			290.82	290.82 CR
31/05/2023	JHG USD 0.39		290.82		0.00 CR
30/06/2023	Closing Balance				0.00
<b>Goodman Group - Stapled Securities Fully Paid</b>					
01/07/2022	Opening Balance				0.00
25/08/2022	GMG AUD 2.5c Foreign Div			125.00	125.00 CR
25/08/2022	GMG AUD 2.5c Foreign Div		125.00		0.00 CR
30/06/2023	Closing Balance				0.00
<b>Investment Income Receivable - Interest - Cash At Bank</b>					
<b>CBA Business - 9685</b>					
01/07/2022	Opening Balance				0.00
01/07/2022	DEPOSIT INTEREST			23.57	23.57 CR
01/07/2022	DEPOSIT INTEREST		23.57		0.00 CR
01/08/2022	DEPOSIT INTEREST			47.34	47.34 CR
01/08/2022	DEPOSIT INTEREST		47.34		0.00 CR
31/08/2022	MISCELLANEOUS			0.01	0.01 CR
31/08/2022	MISCELLANEOUS		0.01		0.00 CR
01/09/2022	DEPOSIT INTEREST			82.04	82.04 CR
01/09/2022	DEPOSIT INTEREST		82.04		0.00 CR
01/09/2022	MISCELLANEOUS			2.19	2.19 CR
01/09/2022	MISCELLANEOUS		2.19		0.00 CR
01/10/2022	DEPOSIT INTEREST			99.15	99.15 CR
01/10/2022	DEPOSIT INTEREST		99.15		0.00 CR
01/11/2022	DEPOSIT INTEREST			88.88	88.88 CR
01/11/2022	DEPOSIT INTEREST		88.88		0.00 CR
01/12/2022	DEPOSIT INTEREST			51.88	51.88 CR
01/12/2022	DEPOSIT INTEREST		51.88		0.00 CR
01/01/2023	DEPOSIT INTEREST			69.15	69.15 CR
01/01/2023	DEPOSIT INTEREST		69.15		0.00 CR
01/02/2023	DEPOSIT INTEREST			65.94	65.94 CR
01/02/2023	DEPOSIT INTEREST		65.94		0.00 CR
01/03/2023	DEPOSIT INTEREST			61.25	61.25 CR
01/03/2023	DEPOSIT INTEREST		61.25		0.00 CR
01/04/2023	DEPOSIT INTEREST			32.51	32.51 CR
01/04/2023	DEPOSIT INTEREST		32.51		0.00 CR
30/06/2023	Closing Balance				0.00

**The Watko Superannuation Fund**  
**General Ledger Account Movement**  
**For the period from 1 July 2022 to 30 June 2023**

Date	Description	Quantity	Debits	Credits	Balance
<b>Assets</b>					
<b>CBA Business Transaction - 9677</b>					
01/07/2022	Opening Balance				0.00
09/10/2022	DEPOSIT INTEREST			4,000.00	4,000.00 CR
09/10/2022	DEPOSIT INTEREST		4,000.00		0.00 CR
21/04/2023	DEPOSIT INTEREST			3,066.58	3,066.58 CR
21/04/2023	DEPOSIT INTEREST		3,066.58		0.00 CR
30/06/2023	Closing Balance				0.00
<b>CDIA - 9693</b>					
01/07/2022	Opening Balance				0.00
01/04/2023	DEPOSIT INTEREST			79.14	79.14 CR
01/04/2023	DEPOSIT INTEREST		79.14		0.00 CR
01/05/2023	DEPOSIT INTEREST			181.44	181.44 CR
01/05/2023	DEPOSIT INTEREST		181.44		0.00 CR
01/06/2023	DEPOSIT INTEREST			309.17	309.17 CR
01/06/2023	DEPOSIT INTEREST		309.17		0.00 CR
30/06/2023	Closing Balance				0.00
<b>Other Assets - Current Tax Assets</b>					
<b>Income Tax Payable</b>					
01/07/2022	Opening Balance				0.00
01/07/2022	Fund Tax Finalisation		41,146.88		41,146.88 DR
21/04/2023	Fund Income Tax Payment			41,146.88	0.00 CR
30/06/2023	Closing Balance				0.00
<b>Provision for Income Tax</b>					
01/07/2022	Opening Balance				6,394.20 CR
01/07/2022	Fund Tax Finalisation		6,394.20		0.00 CR
30/06/2023	Tax Effect Of Income			3,625.50	3,625.50 CR
30/06/2023	Closing Balance				3,625.50 CR
<b>Withholding Credits - Shares in Listed Companies</b>					
<b>Santos Limited</b>					
01/07/2022	Opening Balance				249.00 DR
01/07/2022	Fund Tax Finalisation			249.00	0.00 CR
22/09/2022	STO USD 0.076, UNFRANKED, 0.076 CFI, DRP SUSP		770.00		770.00 DR
29/03/2023	STO USD 0.151, UNFRANKED, 0.151 CFI, DRP SUSP		1,576.00		2,346.00 DR
30/06/2023	Closing Balance				2,346.00 DR
<b>Franking Credits - Shares in Listed Companies</b>					
<b>AMP Limited</b>					
01/07/2022	Opening Balance				0.00
03/04/2023	AMP AUD 0.005 FRANKED, 30% CTR, 0.02 CFI, DRP NIL DI:		21.43		21.43 DR
30/06/2023	Closing Balance				21.43 DR
<b>BHP Group Limited - Fully Paid Ordinary</b>					
01/07/2022	Opening Balance				41,235.93 DR
01/07/2022	Fund Tax Finalisation			41,235.93	0.00 CR
22/09/2022	BHP USD 1.75, 1.75 FRANKED, 30% CTR, DRP NIL DISC		10,936.45		10,936.45 DR
30/03/2023	BHP USD 0.9, 0.9 FRANKED, 30% CTR, DRP NIL DISC		5,844.15		16,780.60 DR
30/06/2023	Closing Balance				16,780.60 DR
<b>Cochlear Limited</b>					
01/07/2022	Opening Balance				0.00
17/10/2022	COH AUD 0.58 FRANKED, 30% CTR, 0.87 CFI		175.24		175.24 DR
14/04/2023	COH AUD 0.5425 FRANKED, 30% CTR, 0.6975 CFI		163.91		339.15 DR
30/06/2023	Closing Balance				339.15 DR

**The Watko Superannuation Fund**  
**General Ledger Account Movement**  
**For the period from 1 July 2022 to 30 June 2023**

Date	Description	Quantity	Debits	Credits	Balance
<b>Assets</b>					
<b>Coles Group Limited. - Ordinary Fully Paid Deferred Settlement</b>					
01/07/2022	Opening Balance				261.43 DR
01/07/2022	Fund Tax Finalisation			261.43	0.00 CR
28/09/2022	COL AUD 0.3 FRANKED, 30% CTR, DRP NIL DISC		128.57		128.57 DR
30/03/2023	COL AUD 0.36 FRANKED, 30% CTR, DRP NIL DISC		154.29		282.86 DR
30/06/2023	Closing Balance				282.86 DR
<b>Commonwealth Bank Of Australia.</b>					
01/07/2022	Opening Balance				2,410.71 DR
01/07/2022	Fund Tax Finalisation			2,410.71	0.00 CR
29/09/2022	CBA AUD 2.1 FRANKED, 30% CTR, DRP NIL DISC		1,350.00		1,350.00 DR
30/03/2023	CBA AUD 2.1 FRANKED, 30% CTR, DRP NIL DISC		1,350.00		2,700.00 DR
30/06/2023	Closing Balance				2,700.00 DR
<b>Santos Limited</b>					
01/07/2022	Opening Balance				1,026.09 DR
01/07/2022	Fund Tax Finalisation			1,026.09	0.00 CR
30/06/2023	Closing Balance				0.00
<b>Sigma Pharmaceuticals Limited.</b>					
01/07/2022	Opening Balance				85.72 DR
01/07/2022	Fund Tax Finalisation			85.72	0.00 CR
12/10/2022	SIG AUD 0.005 FRANKED, 30% CTR		21.43		21.43 DR
18/04/2023	SIG AUD 0.005 FRANKED, 30% CTR		21.43		42.86 DR
30/06/2023	Closing Balance				42.86 DR
<b>South32 Limited</b>					
01/07/2022	Opening Balance				122.14 DR
01/07/2022	Fund Tax Finalisation			122.14	0.00 CR
13/10/2022	S32 USD 0.14, 0.03 SPEC, 0.17 FRANKED, 30% CTR		158.11		158.11 DR
06/04/2023	S32 USD 0.049, 0.049 FRANKED, 30% CTR		46.15		204.26 DR
30/06/2023	Closing Balance				204.26 DR
<b>Telstra Corporation Limited.</b>					
01/07/2022	Opening Balance				342.86 DR
01/07/2022	Fund Tax Finalisation			342.86	0.00 CR
21/09/2022	TLS AUD 0.01 SPEC, 0.085 FRANKED, 30% CTR, DRP NIL I		182.14		182.14 DR
31/03/2023	TLS AUD 0.085 FRANKED, 30% CTR, DRP NIL DISC		182.14		364.28 DR
30/06/2023	Closing Balance				364.28 DR
<b>Wesfarmers Limited</b>					
01/07/2022	Opening Balance				728.57 DR
01/07/2022	Fund Tax Finalisation			728.57	0.00 CR
06/10/2022	WES AUD 1 FRANKED, 30% CTR, DRP NIL DISC		428.57		428.57 DR
28/03/2023	WES AUD 0.88 FRANKED, 30% CTR, DRP		377.14		805.71 DR
30/06/2023	Closing Balance				805.71 DR
<b>Westpac Banking Corporation</b>					
01/07/2022	Opening Balance				259.28 DR
01/07/2022	Fund Tax Finalisation			259.28	0.00 CR
20/12/2022	WBC AUD 0.64 FRANKED, 30% CTR, DRP NIL DISC		137.14		137.14 DR
27/06/2023	WBC AUD 0.7 FRANKED, 30% CTR, DRP NIL DISC		150.00		287.14 DR
30/06/2023	Closing Balance				287.14 DR
<b>Woodside Energy Group Ltd</b>					
01/07/2022	Opening Balance				0.00
06/10/2022	WDS USD 1.09, 1.09 FRANKED, 30% CTR, DRP NIL DISC		1,924.23		1,924.23 DR
05/04/2023	WDS USD 1.44, 1.44 FRANKED, 30% CTR, DRP SUSP		2,591.74		4,515.97 DR
30/06/2023	Closing Balance				4,515.97 DR

**The Watko Superannuation Fund**  
**General Ledger Account Movement**  
**For the period from 1 July 2022 to 30 June 2023**

Date	Description	Quantity	Debits	Credits	Balance
<b>Assets</b>					
<b>Woodside Petroleum Limited</b>					
01/07/2022	Opening Balance				802.25 DR
01/07/2022	Fund Tax Finalisation			802.25	0.00 CR
30/06/2023	Closing Balance				0.00
<b>Franking Credits - Stapled Securities</b>					
<b>Goodman Group - Stapled Securities Fully Paid</b>					
01/07/2022	Opening Balance				0.00
30/06/2023	Distribution - Tax Statement		5.17		5.17 DR
30/06/2023	Closing Balance				5.17 DR
<b>Transurban Group - Ordinary Shares/Units Fully Paid Triple Stapled</b>					
01/07/2022	Opening Balance				15.29 DR
01/07/2022	Fund Tax Finalisation			15.29	0.00 CR
23/08/2022	TCL AUD 0.02170156 FRANKED, 30% CTR		28.58		28.58 DR
30/06/2023	Distribution - Tax Statement		1.71		30.29 DR
30/06/2023	Closing Balance				30.29 DR
<b>Foreign Tax Credits - Stapled Securities</b>					
<b>Goodman Group - Stapled Securities Fully Paid</b>					
01/07/2022	Opening Balance				7.88 DR
01/07/2022	Fund Tax Finalisation			7.88	0.00 CR
30/06/2023	Distribution - Tax Statement		0.35		0.35 DR
30/06/2023	Distribution - Tax Statement		7.36		7.71 DR
30/06/2023	Closing Balance				7.71 DR
<b>Excessive Foreign Tax Credit Writeoff</b>					
01/07/2022	Opening Balance				6.07 CR
01/07/2022	Fund Tax Finalisation		6.07		0.00 CR
30/06/2023	Excessive foreign tax credit written off			5.86	5.86 CR
30/06/2023	Closing Balance				5.86 CR
<b>Liabilities</b>					
<b>Other Creditors and Accruals</b>					
<b>Accountancy Fee</b>					
01/07/2022	Opening Balance				0.00
21/04/2023	Transfer To Roach and Bruce NetBank			3,850.00	3,850.00 CR
21/04/2023	Transfer To Roach and Bruce NetBank		3,850.00		0.00 CR
30/06/2023	Closing Balance				0.00
<b>Actuarial Fee</b>					
01/07/2022	Opening Balance				0.00
06/03/2023	Transfer To Verus Actuaries Pty Net			110.00	110.00 CR
06/03/2023	Transfer To Verus Actuaries Pty Net		110.00		0.00 CR
30/06/2023	Closing Balance				0.00
<b>Auditor Fee</b>					
01/07/2022	Opening Balance				0.00
17/04/2023	Transfer To AW Boys NetBank WSFBoys			495.00	495.00 CR
17/04/2023	Transfer To AW Boys NetBank WSFBoys		495.00		0.00 CR
30/06/2023	Closing Balance				0.00
<b>SMSF Supervisory Levy</b>					
01/07/2022	Opening Balance				259.00 CR
21/04/2023	SMSF Supervisory Levy		259.00		0.00 CR
30/06/2023	SMSF Supervisory Levy			259.00	259.00 CR
30/06/2023	Closing Balance				259.00 CR

**The Watko Superannuation Fund**  
**General Ledger Account Movement**  
**For the period from 1 July 2022 to 30 June 2023**

Date	Description	Quantity	Debits	Credits	Balance
<b>Liabilities</b>					
<b>Member Payments</b>					
<b>Pensions Paid - Mr Paul Watkins</b>					
<b>Pension Account 010715</b>					
01/07/2022	Opening Balance				0.00
21/07/2022	Pension Drawdown - Net			6,375.07	6,375.07 CR
21/07/2022	Pension Drawdown - Paid		6,375.07		0.00 CR
16/09/2022	Pension Drawdown - Net			6,375.07	6,375.07 CR
16/09/2022	Pension Drawdown - Paid		6,375.07		0.00 CR
02/11/2022	Pension Drawdown - Net			6,375.07	6,375.07 CR
02/11/2022	Pension Drawdown - Paid		6,375.07		0.00 CR
30/11/2022	Pension Drawdown - Net			6,375.07	6,375.07 CR
30/11/2022	Pension Drawdown - Paid		6,375.07		0.00 CR
09/01/2023	Pension Drawdown - Net			6,375.07	6,375.07 CR
09/01/2023	Pension Drawdown - Paid		6,375.07		0.00 CR
02/04/2023	Pension Drawdown - Net			6,375.07	6,375.07 CR
02/04/2023	Pension Drawdown - Paid		6,375.07		0.00 CR
10/05/2023	Pension Drawdown - Net			6,859.58	6,859.58 CR
10/05/2023	Pension Drawdown - Paid		6,859.58		0.00 CR
30/06/2023	Closing Balance				0.00
<b>Pensions Paid - Mrs Jennifer Watkins</b>					
<b>Pension Account 010715</b>					
01/07/2022	Opening Balance				0.00
21/07/2022	Pension Drawdown - Net			3,114.75	3,114.75 CR
21/07/2022	Pension Drawdown - Paid		3,114.75		0.00 CR
16/09/2022	Pension Drawdown - Net			3,114.75	3,114.75 CR
16/09/2022	Pension Drawdown - Paid		3,114.75		0.00 CR
02/11/2022	Pension Drawdown - Net			3,114.76	3,114.76 CR
02/11/2022	Pension Drawdown - Paid		3,114.76		0.00 CR
30/11/2022	Pension Drawdown - Net			3,114.75	3,114.75 CR
30/11/2022	Pension Drawdown - Paid		3,114.75		0.00 CR
09/01/2023	Pension Drawdown - Net			3,114.76	3,114.76 CR
09/01/2023	Pension Drawdown - Paid		3,114.76		0.00 CR
02/04/2023	Pension Drawdown - Net			3,114.75	3,114.75 CR
02/04/2023	Pension Drawdown - Paid		3,114.75		0.00 CR
10/05/2023	Pension Drawdown - Net			3,351.48	3,351.48 CR
10/05/2023	Pension Drawdown - Paid		3,351.48		0.00 CR
30/06/2023	Closing Balance				0.00
<b>Pension Account 010719</b>					
01/07/2022	Opening Balance				0.00
21/07/2022	Pension Drawdown - Net			462.13	462.13 CR
21/07/2022	Pension Drawdown - Paid		462.13		0.00 CR
16/09/2022	Pension Drawdown - Net			462.13	462.13 CR
16/09/2022	Pension Drawdown - Paid		462.13		0.00 CR
02/11/2022	Pension Drawdown - Net			462.12	462.12 CR
02/11/2022	Pension Drawdown - Paid		462.12		0.00 CR
30/11/2022	Pension Drawdown - Net			462.13	462.13 CR
30/11/2022	Pension Drawdown - Paid		462.13		0.00 CR
09/01/2023	Pension Drawdown - Net			462.12	462.12 CR
09/01/2023	Pension Drawdown - Paid		462.12		0.00 CR
02/04/2023	Pension Drawdown - Net			462.13	462.13 CR
02/04/2023	Pension Drawdown - Paid		462.13		0.00 CR
10/05/2023	Pension Drawdown - Net			497.24	497.24 CR
10/05/2023	Pension Drawdown - Paid		497.24		0.00 CR
30/06/2023	Closing Balance				0.00

**The Watko Superannuation Fund**  
**General Ledger Account Movement**  
**For the period from 1 July 2022 to 30 June 2023**

Date	Description	Quantity	Debits	Credits	Balance
<b>Liabilities</b>					
<b>Pension Account 010720</b>					
01/07/2022	Opening Balance				0.00
21/07/2022	Pension Drawdown - Net			48.05	48.05 CR
21/07/2022	Pension Drawdown - Paid		48.05		0.00 CR
16/09/2022	Pension Drawdown - Net			48.05	48.05 CR
16/09/2022	Pension Drawdown - Paid		48.05		0.00 CR
02/11/2022	Pension Drawdown - Net			48.05	48.05 CR
02/11/2022	Pension Drawdown - Paid		48.05		0.00 CR
30/11/2022	Pension Drawdown - Net			48.05	48.05 CR
30/11/2022	Pension Drawdown - Paid		48.05		0.00 CR
09/01/2023	Pension Drawdown - Net			48.05	48.05 CR
09/01/2023	Pension Drawdown - Paid		48.05		0.00 CR
02/04/2023	Pension Drawdown - Net			48.05	48.05 CR
02/04/2023	Pension Drawdown - Paid		48.05		0.00 CR
10/05/2023	Pension Drawdown - Net			291.70	291.70 CR
10/05/2023	Pension Drawdown - Paid		291.70		0.00 CR
30/06/2023	Closing Balance				0.00
<b>Income Tax Suspense</b>					
01/07/2022	Opening Balance				0.00
21/04/2023	Fund Income Tax Payment			259.00	259.00 CR
21/04/2023	Fund Income Tax Payment			40,887.88	41,146.88 CR
21/04/2023	Fund Income Tax Payment		41,146.88		0.00 CR
30/06/2023	Closing Balance				0.00
<b>Fund Suspense</b>					
<b>CBA Business - 9685</b>					
01/07/2022	Opening Balance				0.00
01/07/2022	DEPOSIT INTEREST			23.57	23.57 CR
01/07/2022	DEPOSIT INTEREST		23.57		0.00 CR
01/08/2022	DEPOSIT INTEREST			47.34	47.34 CR
01/08/2022	DEPOSIT INTEREST		47.34		0.00 CR
31/08/2022	MISCELLANEOUS			0.01	0.01 CR
31/08/2022	MISCELLANEOUS		0.01		0.00 CR
01/09/2022	DEPOSIT INTEREST			82.04	82.04 CR
01/09/2022	DEPOSIT INTEREST		82.04		0.00 CR
01/09/2022	MISCELLANEOUS			2.19	2.19 CR
01/09/2022	MISCELLANEOUS		2.19		0.00 CR
01/10/2022	DEPOSIT INTEREST			99.15	99.15 CR
01/10/2022	DEPOSIT INTEREST		99.15		0.00 CR
21/10/2022	Transfer Out Branc			150,000.00	150,000.00 CR
21/10/2022	Transfer Out Branc		150,000.00		0.00 CR
01/11/2022	DEPOSIT INTEREST			88.88	88.88 CR
01/11/2022	DEPOSIT INTEREST		88.88		0.00 CR
14/11/2022	9677t09685 NETBANK TFR			30,000.00	30,000.00 CR
14/11/2022	9677t09685 NETBANK TFR		30,000.00		0.00 CR
01/12/2022	DEPOSIT INTEREST			51.88	51.88 CR
01/12/2022	DEPOSIT INTEREST		51.88		0.00 CR
01/01/2023	DEPOSIT INTEREST			69.15	69.15 CR
01/01/2023	DEPOSIT INTEREST		69.15		0.00 CR
09/01/2023	Transfer to CBA A- 9685to9677			10,000.00	10,000.00 CR
09/01/2023	Transfer to CBA A- 9685to9677		10,000.00		0.00 CR
01/02/2023	DEPOSIT INTEREST			65.94	65.94 CR
01/02/2023	DEPOSIT INTEREST		65.94		0.00 CR
01/03/2023	DEPOSIT INTEREST			61.25	61.25 CR
01/03/2023	DEPOSIT INTEREST		61.25		0.00 CR
15/03/2023	Transfer to CBA A- 9685to9677			70,000.00	70,000.00 CR
15/03/2023	Transfer to CBA A- 9685to9677			70,000.00	140,000.00 CR
15/03/2023	Transfer to CBA A- 9685to9677		70,000.00		70,000.00 CR



**The Watko Superannuation Fund**  
**General Ledger Account Movement**  
**For the period from 1 July 2022 to 30 June 2023**

Date	Description	Quantity	Debits	Credits	Balance
<b>Liabilities</b>					
15/03/2023	Transfer to CBA A- 9685to9677		70,000.00		0.00 CR
01/04/2023	DEPOSIT INTEREST			32.51	32.51 CR
01/04/2023	DEPOSIT INTEREST		32.51		0.00 CR
21/04/2023	Transfer to CBA A- 9685to9677			1,000.00	1,000.00 CR
21/04/2023	Transfer to CBA A- 9685to9677		1,000.00		0.00 CR
30/06/2023	<b>Closing Balance</b>				<b>0.00</b>
<b>CBA Business Transaction - 9677</b>					
01/07/2022	<b>Opening Balance</b>				<b>0.00</b>
21/07/2022	Super payment Transfer to xx7833			10,000.00	10,000.00 CR
21/07/2022	Super payment Transfer to xx7833		10,000.00		0.00 CR
23/08/2022	AUF22-00836048 TCL DIV-DIST			866.84	866.84 CR
23/08/2022	AUF22-00836048 TCL DIV-DIST		66.68		800.16 CR
23/08/2022	AUF22-00836048 TCL DIV-DIST		800.16		0.00 CR
24/08/2022	AUG22-00821462 JHG DIVIDEND			280.06	280.06 CR
24/08/2022	AUG22-00821462 JHG DIVIDEND		280.06		0.00 CR
25/08/2022	AUG22-00812994 GOODMAN GROUP			750.00	750.00 CR
25/08/2022	AUG22-00812994 GOODMAN GROUP		125.00		625.00 CR
25/08/2022	AUG22-00812994 GOODMAN GROUP		625.00		0.00 CR
31/08/2022	001280353221 MGR DST			510.00	510.00 CR
31/08/2022	001280353221 MGR DST		510.00		0.00 CR
16/09/2022	Pension payment Transfer to xx7833			10,000.00	10,000.00 CR
16/09/2022	Pension payment Transfer to xx7833		10,000.00		0.00 CR
21/09/2022	001282084765 TLS FNL DIV			425.00	425.00 CR
21/09/2022	001282084765 TLS FNL DIV		425.00		0.00 CR
21/09/2022	AUI22-00875620 SANTOS DIVIDEND			869.03	869.03 CR
21/09/2022	AUI22-00875620 SANTOS DIVIDEND		869.03		0.00 CR
23/09/2022	AF386-00341829 BHP GROUP DIV			25,518.39	25,518.39 CR
23/09/2022	AF386-00341829 BHP GROUP DIV		25,518.39		0.00 CR
28/09/2022	FIN22-01078969 COLES GROUP LTD			300.00	300.00 CR
28/09/2022	FIN22-01078969 COLES GROUP LTD		300.00		0.00 CR
29/09/2022	001280876676 CBA FNL DIV			3,150.00	3,150.00 CR
29/09/2022	001280876676 CBA FNL DIV		3,150.00		0.00 CR
06/10/2022	FIN22-01012601 WESFARMERS LTD			1,000.00	1,000.00 CR
06/10/2022	FIN22-01012601 WESFARMERS LTD		1,000.00		0.00 CR
06/10/2022	INT22-00802302 WOODSIDE			4,489.88	4,489.88 CR
06/10/2022	INT22-00802302 WOODSIDE		4,489.88		0.00 CR
09/10/2022	DEPOSIT INTEREST			4,000.00	4,000.00 CR
09/10/2022	DEPOSIT INTEREST		4,000.00		0.00 CR
12/10/2022	001284946284 SIG ITM DIV			50.00	50.00 CR
12/10/2022	001284946284 SIG ITM DIV		50.00		0.00 CR
13/10/2022	RAU22-00966218 SOUTH32 DIVIDEND			368.92	368.92 CR
13/10/2022	RAU22-00966218 SOUTH32 DIVIDEND		368.92		0.00 CR
17/10/2022	OCT22-00817716 COCHLEAR PAY			1,022.25	1,022.25 CR
17/10/2022	OCT22-00817716 COCHLEAR PAY		1,022.25		0.00 CR
02/11/2022	Pension payment Transfer to xx7833			10,000.00	10,000.00 CR
02/11/2022	Pension payment Transfer to xx7833		10,000.00		0.00 CR
14/11/2022	Transfer to CBA A- 9677i09685			30,000.00	30,000.00 CR
14/11/2022	Transfer to CBA A- 9677i09685		30,000.00		0.00 CR
23/11/2022	NOV22-00821283 JHG DIVIDEND			304.92	304.92 CR
23/11/2022	NOV22-00821283 JHG DIVIDEND		304.92		0.00 CR
30/11/2022	Pension Payment Transfer to xx7833			10,000.00	10,000.00 CR
30/11/2022	Pension Payment Transfer to xx7833		10,000.00		0.00 CR
20/12/2022	001286389626 WBC DIVIDEND			320.00	320.00 CR
20/12/2022	001286389626 WBC DIVIDEND		320.00		0.00 CR
09/01/2023	9685to9677 NETBANK TFR			10,000.00	10,000.00 CR
09/01/2023	9685to9677 NETBANK TFR		10,000.00		0.00 CR
09/01/2023	Pension payment Transfer to xx7833			10,000.00	10,000.00 CR
09/01/2023	Pension payment Transfer to xx7833		10,000.00		0.00 CR
13/02/2023	AUI23-00835428 TCL DISTRIBUTION			883.51	883.51 CR

**The Watko Superannuation Fund**  
**General Ledger Account Movement**  
**For the period from 1 July 2022 to 30 June 2023**

Date	Description	Quantity	Debits	Credits	Balance
<b>Liabilities</b>					
13/02/2023	AUI23-00835428 TCL DISTRIBUTION		883.51		0.00 CR
24/02/2023	FEB23-00813476 GOODMAN GROUP			750.00	750.00 CR
24/02/2023	FEB23-00813476 GOODMAN GROUP		750.00		0.00 CR
28/02/2023	001289698191 MGR DST			520.00	520.00 CR
28/02/2023	001289698191 MGR DST		520.00		0.00 CR
28/02/2023	FEB23-00821037 JHG DIVIDEND			279.98	279.98 CR
28/02/2023	FEB23-00821037 JHG DIVIDEND		279.98		0.00 CR
06/03/2023	Transfer To Verus Actuaries Pty Net			110.00	110.00 CR
06/03/2023	Transfer To Verus Actuaries Pty Net		110.00		0.00 CR
15/03/2023	9685to9677 NETBANK TFR			70,000.00	70,000.00 CR
15/03/2023	9685to9677 NETBANK TFR		70,000.00		0.00 CR
15/03/2023	Transfer to CBA A- 9677to9693			70,000.00	70,000.00 CR
15/03/2023	Transfer to CBA A- 9677to9693		70,000.00		0.00 CR
28/03/2023	INT23-01009894 WESFARMERS LTD			880.00	880.00 CR
28/03/2023	INT23-01009894 WESFARMERS LTD		880.00		0.00 CR
29/03/2023	AUS22-00875526 SANTOS DIVIDEND			1,778.52	1,778.52 CR
29/03/2023	AUS22-00875526 SANTOS DIVIDEND		1,778.52		0.00 CR
30/03/2023	001291383498 CBA DIV			3,150.00	3,150.00 CR
30/03/2023	001291383498 CBA DIV		3,150.00		0.00 CR
30/03/2023	AI387-00336374 BHP GROUP DIV			13,636.36	13,636.36 CR
30/03/2023	AI387-00336374 BHP GROUP DIV		13,636.36		0.00 CR
30/03/2023	INT23-01073463 COLES GROUP LTD			360.00	360.00 CR
30/03/2023	INT23-01073463 COLES GROUP LTD		360.00		0.00 CR
31/03/2023	001293055336 TLS ITM DIV			425.00	425.00 CR
31/03/2023	001293055336 TLS ITM DIV		425.00		0.00 CR
02/04/2023	Pension payment Transfer to xx7833			10,000.00	10,000.00 CR
02/04/2023	Pension payment Transfer to xx7833		10,000.00		0.00 CR
03/04/2023	23FIN-01027618 AMP LIMITED			250.00	250.00 CR
03/04/2023	23FIN-01027618 AMP LIMITED		250.00		0.00 CR
05/04/2023	FIN22-00817939 WOODSIDE			6,047.40	6,047.40 CR
05/04/2023	FIN22-00817939 WOODSIDE		6,047.40		0.00 CR
06/04/2023	AI013-00963647 SOUTH32 DIVIDEND			107.68	107.68 CR
06/04/2023	AI013-00963647 SOUTH32 DIVIDEND		107.68		0.00 CR
14/04/2023	APR23-00817163 COCHLEAR PAY			1,092.75	1,092.75 CR
14/04/2023	APR23-00817163 COCHLEAR PAY		1,092.75		0.00 CR
17/04/2023	Transfer To AW Boys NetBank WSFBoys			495.00	495.00 CR
17/04/2023	Transfer To AW Boys NetBank WSFBoys		495.00		0.00 CR
18/04/2023	001295315431 SIG FNL DIV			50.00	50.00 CR
18/04/2023	001295315431 SIG FNL DIV		50.00		0.00 CR
21/04/2023	9685to9677 NETBANK TFR			1,000.00	1,000.00 CR
21/04/2023	9685to9677 NETBANK TFR		1,000.00		0.00 CR
21/04/2023	ATO006000017753402 ATO			40,887.88	40,887.88 CR
21/04/2023	ATO006000017753402 ATO		40,887.88		0.00 CR
21/04/2023	DEPOSIT INTEREST			3,066.58	3,066.58 CR
21/04/2023	DEPOSIT INTEREST		3,066.58		0.00 CR
21/04/2023	Transfer to CBA A- 9677to9693			1,000.00	1,000.00 CR
21/04/2023	Transfer to CBA A- 9677to9693			60,000.00	61,000.00 CR
21/04/2023	Transfer to CBA A- 9677to9693		1,000.00		60,000.00 CR
21/04/2023	Transfer to CBA A- 9677to9693		60,000.00		0.00 CR
21/04/2023	Transfer To Roach and Bruce NetBank			3,850.00	3,850.00 CR
21/04/2023	Transfer To Roach and Bruce NetBank		3,850.00		0.00 CR
10/05/2023	7538to9677 NETBANK TFR			25,000.00	25,000.00 CR
10/05/2023	Pension payment Transfer to xx7833			11,000.00	36,000.00 CR
10/05/2023	Pension payment Transfer to xx7833		11,000.00		25,000.00 CR
10/05/2023	Transfer to CBA A- 9677toCDIA9693			15,000.00	40,000.00 CR
10/05/2023	Transfer to CBA A- 9677toCDIA9693		15,000.00		25,000.00 CR
31/05/2023	MAY23-00820763 JHG DIVIDEND			290.82	25,290.82 CR
31/05/2023	MAY23-00820763 JHG DIVIDEND		290.82		25,000.00 CR
27/06/2023	001296292035 WBC DIVIDEND			350.00	25,350.00 CR

**The Watko Superannuation Fund**  
**General Ledger Account Movement**  
**For the period from 1 July 2022 to 30 June 2023**

Date	Description	Quantity	Debits	Credits	Balance
<b>Liabilities</b>					
27/06/2023	001296292035 WBC DIVIDEND		350.00		25,000.00 CR
30/06/2023	Closing Balance				25,000.00 CR
<b>CDIA - 9693</b>					
01/07/2022	Opening Balance				0.00
15/03/2023	9677to9693 NETBANK TFR			70,000.00	70,000.00 CR
15/03/2023	9677to9693 NETBANK TFR	70,000.00			0.00 CR
01/04/2023	DEPOSIT INTEREST			79.14	79.14 CR
01/04/2023	DEPOSIT INTEREST		79.14		0.00 CR
21/04/2023	9677to9693 NETBANK TFR			60,000.00	60,000.00 CR
21/04/2023	9677to9693 NETBANK TFR	60,000.00			0.00 CR
01/05/2023	DEPOSIT INTEREST			181.44	181.44 CR
01/05/2023	DEPOSIT INTEREST		181.44		0.00 CR
10/05/2023	9677toCDIA9693 NETBANK TFR			15,000.00	15,000.00 CR
10/05/2023	9677toCDIA9693 NETBANK TFR	15,000.00			0.00 CR
01/06/2023	DEPOSIT INTEREST			309.17	309.17 CR
01/06/2023	DEPOSIT INTEREST		309.17		0.00 CR
30/06/2023	Closing Balance				0.00
<b>Member Entitlements</b>					
<b>Member Entitlement Accounts</b>					
<b>Mr Paul Watkins</b>					
<b>Accumulation</b>					
01/07/2022	Opening Balance				839,557.29 CR
30/06/2023	Income Taxes Allocated			2,563.38	842,120.67 CR
30/06/2023	Investment Profit or Loss			57,274.59	899,395.26 CR
30/06/2023	Closing Balance				899,395.26 CR
<b>Pension Account 010715</b>					
01/07/2022	Opening Balance				1,804,523.36 CR
21/07/2022	Pension Drawdown - Gross	6,375.07			1,798,148.29 CR
16/09/2022	Pension Drawdown - Gross	6,375.07			1,791,773.22 CR
02/11/2022	Pension Drawdown - Gross	6,375.07			1,785,398.15 CR
30/11/2022	Pension Drawdown - Gross	6,375.07			1,779,023.08 CR
09/01/2023	Pension Drawdown - Gross	6,375.07			1,772,648.01 CR
02/04/2023	Pension Drawdown - Gross	6,375.07			1,766,272.94 CR
10/05/2023	Pension Drawdown - Gross	6,859.58			1,759,413.36 CR
30/06/2023	Income Taxes Allocated			12,792.92	1,772,206.28 CR
30/06/2023	Investment Profit or Loss			121,429.25	1,893,635.53 CR
30/06/2023	Closing Balance				1,893,635.53 CR
<b>Mrs Jennifer Watkins</b>					
<b>Accumulation</b>					
01/07/2022	Opening Balance				38,873.50 CR
30/06/2023	Income Taxes Allocated			118.70	38,992.20 CR
30/06/2023	Investment Profit or Loss			2,651.99	41,644.19 CR
30/06/2023	Closing Balance				41,644.19 CR
<b>Pension Account 010715</b>					
01/07/2022	Opening Balance				881,557.21 CR
21/07/2022	Pension Drawdown - Gross	3,114.75			878,442.46 CR
16/09/2022	Pension Drawdown - Gross	3,114.75			875,327.71 CR
02/11/2022	Pension Drawdown - Gross	3,114.76			872,212.95 CR
30/11/2022	Pension Drawdown - Gross	3,114.75			869,098.20 CR
09/01/2023	Pension Drawdown - Gross	3,114.76			865,983.44 CR
02/04/2023	Pension Drawdown - Gross	3,114.75			862,868.69 CR
10/05/2023	Pension Drawdown - Gross	3,351.48			859,517.21 CR
30/06/2023	Income Taxes Allocated			6,249.67	865,766.88 CR
30/06/2023	Investment Profit or Loss			59,321.31	925,088.19 CR
30/06/2023	Closing Balance				925,088.19 CR

**The Watko Superannuation Fund**  
**General Ledger Account Movement**  
**For the period from 1 July 2022 to 30 June 2023**

<b>Date</b>	<b>Description</b>	<b>Quantity</b>	<b>Debits</b>	<b>Credits</b>	<b>Balance</b>
<b>Member Entitlements</b>					
<b>Pension Account 010719</b>					
<b>01/07/2022</b>	<b>Opening Balance</b>				<b>130,741.12 CR</b>
21/07/2022	Pension Drawdown - Gross		462.13		130,278.99 CR
16/09/2022	Pension Drawdown - Gross		462.13		129,816.86 CR
02/11/2022	Pension Drawdown - Gross		462.12		129,354.74 CR
30/11/2022	Pension Drawdown - Gross		462.13		128,892.61 CR
09/01/2023	Pension Drawdown - Gross		462.12		128,430.49 CR
02/04/2023	Pension Drawdown - Gross		462.13		127,968.36 CR
10/05/2023	Pension Drawdown - Gross		497.24		127,471.12 CR
30/06/2023	Income Taxes Allocated			926.88	128,398.00 CR
30/06/2023	Investment Profit or Loss			8,797.73	137,195.73 CR
<b>30/06/2023</b>	<b>Closing Balance</b>				<b>137,195.73 CR</b>
<b>Pension Account 010720</b>					
<b>01/07/2022</b>	<b>Opening Balance</b>				<b>13,688.49 CR</b>
21/07/2022	Pension Drawdown - Gross		48.05		13,640.44 CR
16/09/2022	Pension Drawdown - Gross		48.05		13,592.39 CR
02/11/2022	Pension Drawdown - Gross		48.05		13,544.34 CR
30/11/2022	Pension Drawdown - Gross		48.05		13,496.29 CR
09/01/2023	Pension Drawdown - Gross		48.05		13,448.24 CR
02/04/2023	Pension Drawdown - Gross		48.05		13,400.19 CR
10/05/2023	Pension Drawdown - Gross		291.70		13,108.49 CR
30/06/2023	Income Taxes Allocated			96.81	13,205.30 CR
30/06/2023	Investment Profit or Loss			918.87	14,124.17 CR
<b>30/06/2023</b>	<b>Closing Balance</b>				<b>14,124.17 CR</b>

Client name	THE WATKO SUPERANNUATION FUND	Fin Accounts Prepared by	SAM LEE
Client code	WATKOSF/418	Date prepared	11-Oct-2023
Year ended	30-Jun-2023	Reviewed by	
SRN/HIN	X0051176138	Date reviewed	
Postcode	2156	<a href="#">Back to Cover</a>	

	WP Ref	Amount	Percentage
CASH AT BANK	<a href="#">E</a>	797,832.20	20.27%
LISTED INVESTMENTS	<a href="#">E1</a>	1,306,606.61	33.19%
UNLISTED INVESTMENTS	<a href="#">E2</a>	1,804,754.31	45.85%
PROPERTY	<a href="#">E3</a>	-	0.00%
RECEIVABLES	<a href="#">E</a>	2,046.87	0.05%
OTHER ASSETS	<a href="#">E</a>	25,102.07	0.64%
		<b>\$ 3,936,342.06</b>	<b>100.00%</b>

Total Assets per Balance Sheet

3,936,342.06

Variance (must be nil)

0.00

**The Watko Superannuation Fund**  
**Statement of Financial Position**  
**as at 30 June 2023**

	Note	2023 \$	2022 \$
<b>Assets</b>			
Investments			
Cash and Cash Equivalents	6A	650,000.00	500,000.00
Shares in Listed Companies	6B	1,136,147.11	1,026,657.30
Stapled Securities	6C	170,459.50	156,892.92
Units In Unlisted Unit Trusts	6D	1,804,754.32	1,754,505.94
Other Assets			
Cash At Bank		147,832.20	228,061.77
Receivables		2,046.87	1,935.16
Current Tax Assets		25,102.07	41,146.88
<b>Total Assets</b>		<b><u>3,936,342.07</u></b>	<b><u>3,709,199.97</u></b>
<b>Liabilities</b>			
Other Creditors and Accruals		259.00	259.00
Fund Creditor		25,000.00	-
<b>Total Liabilities</b>		<b><u>25,259.00</u></b>	<b><u>259.00</u></b>
<b>Net Assets Available to Pay Benefits</b>		<b><u>3,911,083.07</u></b>	<b><u>3,708,940.97</u></b>
<i>Represented by:</i>			
<b>Liability for Accrued Benefits</b>	2		
Mr Paul Watkins		2,793,030.79	2,644,080.65
Mrs Jennifer Watkins		1,118,052.28	1,064,860.32
<b>Total Liability for Accrued Benefits</b>		<b><u>3,911,083.07</u></b>	<b><u>3,708,940.97</u></b>

*The accompanying notes form part of these financial statements.  
This report should be read in conjunction with the accompanying compilation report.*

<b>Client name</b>	THE WATKO SUPERANNUATION FUND	<b>Fin Accounts Prepared by</b>	SAM LEE
<b>Client code</b>	WATKOSF/418	<b>Date prepared</b>	11-Oct-2023
<b>Year ended</b>	30-Jun-2023	<b>Reviewed by</b>	
<b>SRN/HIN</b>	X0051176138	<b>Date reviewed</b>	
<b>Postcode</b>	2156	<a href="#">Back to Cover</a>	

Select a random sample of investments and from the sample selected:

- \* Agree name of holding and quantity of shares with Share Registry
- \* Obtain market price on balance date and agree market valuation to Broker/AFR
- \* Attach our valuation report and reconcile for differences
- \* Agree to minutes for proper authorisation
- \* Agree to source documents, bank statements and transfer forms
- \* Unrealised are properly recorded in financial report
- \* Disposals are at market value
- \* Investments are at armslength, in accordance with investment strategy and conform with sole purpose
- \* Attach all printed registries' confirmation

ASX Code	Company	Units Held	Market Price	Market Valuation
1	BHP BHP GROUP LIMITED	10,000	44.990	449,900.00
2	CBA COMMONWEALTH BANK.	1,500	100.270	150,405.00
3	COH COCHLEAR LIMITED	705	229.070	161,494.35
4	GMG GOODMAN GROUP	5,000	20.070	100,350.00
5	STO SANTOS LTD	15,000	7.520	112,800.00
6			-	-
7			-	-
8			-	-
9			-	-
10			-	-

**Total** **974,949.35**

Sampling % 74.6%

**Reconciliation**

Roach & Bruce's Valuation	1,306,606.61	
Less Cash		1,306,606.61
Broker's Valuation	1,306,606.61	
Less Cash		1,306,606.61
Variance		<b>0.00</b>

Variance is explained by:

Item	Description	Account	Amount
1			
2			
3			
4			
5			
6			
			<b>0.00</b>

Balance should be nil **0.00**

**The Watko Superannuation Fund**  
**Investment Summary as at 30 June 2023**

Investment	Units	Average Cost Price	Market Price	Accounting Cost	Market Value	Unrealised Accounting Gain/(Loss)	Accounting Gain/(Loss) (%)	Portfolio Weight (%)
<b><i>Bank</i></b>								
CBA Business - 9685				519.76	519.76			0.01%
CBA Business Transaction - 9677				1,720.93	1,720.93			0.04%
CDIA - 9693				145,591.51	145,591.51			3.72%
				<b>147,832.20</b>	<b>147,832.20</b>			<b>3.78%</b>
<b><i>Listed Securities Market</i></b>								
AMP Limited (ASX:AMP)	10,000.00000	3.9147	1.1300	39,146.92	11,300.00	(27,846.92)	(71.13)%	0.29%
BHP Group Limited - Fully Paid Ordinary (ASX:BHP)	10,000.00000	29.7544	44.9900	297,543.67	449,900.00	152,356.33	51.20%	11.51%
Commonwealth Bank Of Australia. (ASX:CBA)	1,500.00000	75.0928	100.2700	112,639.13	150,405.00	37,765.87	33.53%	3.85%
Cochlear Limited (ASX:COH)	705.00000	101.5978	229.0700	71,626.45	161,494.35	89,867.90	125.47%	4.13%
Coles Group Limited. - Ordinary Fully Paid Deferred Settlement (ASX:COL)	1,000.00000	11.2884	18.4200	11,288.43	18,420.00	7,131.57	63.18%	0.47%
Goodman Group - Stapled Securities Fully Paid (ASX:GMG)	5,000.00000	6.0072	20.0700	30,036.00	100,350.00	70,314.00	234.10%	2.57%
Janus Henderson Group PLC - Chess Depository Interests (ASX:JHG)	500.00000	37.7599	41.3500	18,879.95	20,675.00	1,795.05	9.51%	0.53%
Kogan.Com Ltd (ASX:KGN)	1,000.00000	10.0200	4.8500	10,019.95	4,850.00	(5,169.95)	(51.60)%	0.12%
Mirvac Group - Stapled Securities (ASX:MGR)	10,000.00000	1.8530	2.2600	18,529.95	22,600.00	4,070.05	21.96%	0.58%
Piedmont Lithium Ltd (ASX:PLL)	10,000.00000	0.9020	0.8500	9,019.95	8,500.00	(519.95)	(5.76)%	0.22%
South32 Limited (ASX:S32)	1,468.00000	3.2688	3.7600	4,798.64	5,519.68	721.04	15.03%	0.14%
Sigma Pharmaceuticals Limited. (ASX:SIG)	10,000.00000	1.1530	0.8400	11,529.95	8,400.00	(3,129.95)	(27.15)%	0.21%
Santos Limited (ASX:STO)	15,000.00000	4.2927	7.5200	64,389.85	112,800.00	48,410.15	75.18%	2.89%
Transurban Group - Ordinary Shares/Units Fully Paid Triple Stapled (ASX:TCL)	3,334.00000	10.0756	14.2500	33,591.90	47,509.50	13,917.60	41.43%	1.22%
Telstra Corporation Limited. (ASX:TLS)	5,000.00000	5.3865	4.3000	26,932.29	21,500.00	(5,432.29)	(20.17)%	0.55%
Tyro Payments Limited (ASX:TYR)	5,000.00000	3.2060	1.1400	16,029.95	5,700.00	(10,329.95)	(64.44)%	0.15%
Westpac Banking Corporation (ASX:WBC)	500.00000	32.0099	21.3400	16,004.95	10,670.00	(5,334.95)	(33.33)%	0.27%
Woodside Energy Group Ltd (ASX:WDS)	2,807.00000	28.7526	34.4400	80,708.61	96,673.08	15,964.47	19.78%	2.47%
Wesfarmers Limited (ASX:WES)	1,000.00000	25.7584	49.3400	25,758.38	49,340.00	23,581.62	91.55%	1.26%
				<b>898,474.92</b>	<b>1,306,606.61</b>	<b>408,131.69</b>	<b>45.42%</b>	<b>33.42%</b>



**The Watko Superannuation Fund**  
**Investment Summary as at 30 June 2023**

Investment	Units	Average Cost Price	Market Price	Accounting Cost	Market Value	Unrealised Accounting Gain/(Loss)	Accounting Gain/(Loss) (%)	Portfolio Weight (%)
<b><u>Term Deposits</u></b>								
CBA Term Deposit 4664				500,000.00	500,000.00	0.00	0.00%	12.79%
CBA Term Deposit 6604				150,000.00	150,000.00	0.00	0.00%	3.84%
				<b>650,000.00</b>	<b>650,000.00</b>	<b>0.00</b>	<b>0.00%</b>	<b>16.63%</b>
<b><u>Unlisted Market</u></b>								
The Watko Unit Trust	418,736.50000	1.0591	4.3100	443,478.49	1,804,754.32	1,361,275.83	306.95%	46.17%
				<b>443,478.49</b>	<b>1,804,754.32</b>	<b>1,361,275.83</b>	<b>306.95%</b>	<b>46.17%</b>
				<b>2,139,785.61</b>	<b>3,909,193.13</b>	<b>1,769,407.52</b>	<b>82.69%</b>	<b>100.00%</b>

The accounting cost is the original cost base adjusted by any subsequent capital call/improvement or capital return transactions. In many cases, it is not the same as the adjusted or reduced cost base, or the reset cost base resulting from the CGT relief. To view the tax cost base and unrealised gain/(loss) for tax purposes refer to the Unrealised Capital Gains Report or change the report parameter to tax cost base.

# Financial Year Summary

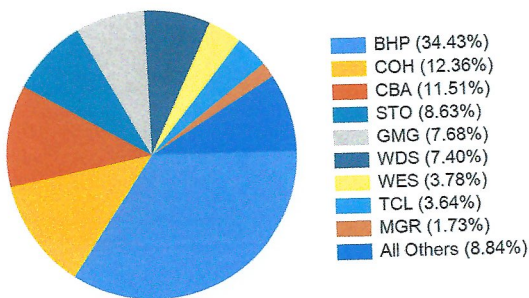
1 JULY 2022 - 30 JUNE 2023



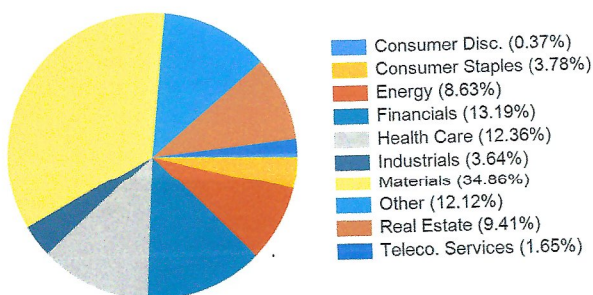
Portfolio Valuation	Account Number	Account Name	Value as at 30 June 2023
Shares	4249618	WATKO PTY LTD <WATKO SUPERANNUATION A/C>	\$1,306,606.61
CDIA	10309693	WATKO PTY LTD AS TRUSTEES FOR THE WATKO SUPERANNUATION FUND	\$145,591.51
<b>TOTAL PORTFOLIO VALUE</b>			<b>\$1,452,198.12</b>

## Allocation as at 30 June 2023

### Shares in your portfolio



### Sectors in your portfolio



## Estimated Interest & Dividends 2022-2023 Financial Year

Est. Franked Dividends	\$61,542.34
Est. Unfranked Dividends	\$11,880.99
Est. Franking Credits	\$26,375.27
Est. Interest Received from Interest Rate Securities	\$0.00
Interest Received from Cash Account(s)	\$569.75
<b>TOTAL INCOME</b>	<b>\$73,993.08</b>

## Fees & Charges 2022-2023 Financial Year

Total Brokerage (inc. GST)	\$0.00
Total Subscriptions (inc. GST)	\$0.00
Other Fees (inc. GST)	\$0.00
<b>TOTAL FEES &amp; CHARGES</b>	<b>\$0.00</b>



# Portfolio Valuation



30 JUNE 2023

SHARES - 4249618 - HIN 51176138

WATKO PTY LTD <WATKO SUPERANNUATION A/C>

Portfolio	Units	Unit Price	Portfolio Value	% of Portfolio
AMP - AMP LIMITED FPO (ORDINARY FULLY PAID)	10,000	\$1.1300	\$11,300.00	0.78%
BHP - BHP GROUP LIMITED FPO (ORDINARY FULLY PAID)	10,000	\$44.9900	\$449,900.00	30.98%
CBA - COMMONWEALTH BANK. FPO (ORDINARY FULLY PAID)	1,500	\$100.2700	\$150,405.00	10.36%
COH - COCHLEAR LIMITED FPO (ORDINARY FULLY PAID)	705	\$229.0700	\$161,494.35	11.12%
COL - COLES GROUP FPO (ORDINARY FULLY PAID)	1,000	\$18.4200	\$18,420.00	1.27%
GMG - GOODMAN GROUP STAPLED (FULLY PAID ORDINARY/UNITS STAPLED SECURITIES)	5,000	\$20.0700	\$100,350.00	6.91%
JHG - JANUS HENDERSON CDI 1:1 (CDI 1:1 FOREIGN EXEMPT NYSE)	500	\$41.3500	\$20,675.00	1.42%
KGN - KOGAN.COM LTD FPO (ORDINARY FULLY PAID)	1,000	\$4.8500	\$4,850.00	0.33%
MGR - MIRVAC GROUP STAPLED (FULLY PAID ORDINARY/UNITS STAPLED SECURITIES)	10,000	\$2.2600	\$22,600.00	1.56%
PLL - PIEDMONT LITHIUM INC CDI 100:1 (CHESS DEPOSITARY INTERESTS 100:1)	10,000	\$0.8500	\$8,500.00	0.59%
S32 - SOUTH32 LIMITED FPO (ORDINARY FULLY PAID)	1,468	\$3.7600	\$5,519.68	0.38%
SIG - SIGMA HEALTH LTD FPO (ORDINARY FULLY PAID)	10,000	\$0.8400	\$8,400.00	0.58%
STO - SANTOS LTD FPO (ORDINARY FULLY PAID)	15,000	\$7.5200	\$112,800.00	7.77%
TCL - TRANSURBAN GROUP STAPLED (FULLY PAID ORDINARY/UNITS STAPLED SECURITIES)	3,334	\$14.2500	\$47,509.50	3.27%
TLS - TELSTRA GROUP FPO (ORDINARY FULLY PAID)	5,000	\$4.3000	\$21,500.00	1.48%
TYR - TYRO PAYMENTS FPO (ORDINARY FULLY PAID)	5,000	\$1.1400	\$5,700.00	0.39%
WBC - WESTPAC BANKING CORP FPO (ORDINARY FULLY PAID)	500	\$21.3400	\$10,670.00	0.73%
WDS - WOODSIDE ENERGY FPO (ORDINARY FULLY PAID)	2,807	\$34.4400	\$96,673.08	6.66%
WES - WESFARMERS LIMITED FPO (ORDINARY FULLY PAID)	1,000	\$49.3400	\$49,340.00	3.40%
		<b>Sub Total</b>	<b>\$1,306,606.61</b>	<b>89.97%</b>

Cash Accounts	Portfolio Value	% of Portfolio
CDIA - 06231310309693	\$145,591.51	10.03%
<b>TOTAL</b>	<b>\$1,452,198.12</b>	<b>100.00%</b>

# Transaction Summary

1 JULY 2022 - 30 JUNE 2023



CommSec

WATKO PTY LTD <WATKO SUPERANNUATION  
A/C>

SHARES - 4249618 - HIN 51176138

There are no transactions on this account.

## Total Buys and Sells

2022 - 2023 Financial Year

Total Buys (inc. Brokerage + GST)

\$0.00

Total Sells (inc. Brokerage + GST)

\$0.00

## Transactions

### BHP GROUP LIMITED

#### Recent Transactions

#### Watko Pty Ltd X\*\*\*\*\*6138

ORDINARY FULLY PAID SHARES

Date	Transaction	Movement	Running balance
21/09/2021	CHESS DAILY MOVEMENT UP	+2032	10000
2/11/2020	CHESS DAILY MOVEMENT UP	+1000	7968
10/04/2018	CHESS DAILY MOVEMENT UP	+1000	6968
29/06/2016	CHESS DAILY MOVEMENT UP	+500	5968
23/05/2016	CHESS DAILY MOVEMENT UP	+1000	5468
18/01/2016	CHESS DAILY MOVEMENT UP	+1000	4468
27/08/2015	CHESS DAILY MOVEMENT UP	+1000	3468
21/08/2015	CHESS DAILY MOVEMENT UP	+1000	2468
11/04/2011	CHESS DAILY MOVEMENT DOWN	-532	1468
1/03/2011	CHESS DAILY MOVEMENT UP	+2000	2000



# Balance History

Currency Australian Dollar

**View:** CBA, X\*\*\*\*\*6138 (WATKO PTY LTD <WATKO SUPERANNUATION A/C>)

Balance as at date (dd/mm/yyyy) 30/06/2023

Displaying Balance History as at **30 Jun 2023**

HIN/SRN EMP ID	Security Code	Closing Price (AUD)	Total Balance	Tradeable Balance	Total Value (AUD)
<a href="#">X*****6138</a>	<a href="#">CBA</a>	100.27	1,500	1,500	150,405.00

Viewing 1 - 1 of 1

**Total Value: \$ 150,405.00**

All material copyright © 2023 Link Market Services Limited

Ask us now

Chat Feedback

## Transactions

### COCHLEAR LIMITED

#### Recent Transactions

#### Watko Pty Ltd X\*\*\*\*\*6138

FULLY PAID ORDINARY

Date	Transaction	Movement	Running balance
30/04/2020	2020 SPP ALLOTMENT	+205	705
1/09/2015	CHESS DAILY MOVEMENT UP	+500	500

## Transactions

### GOODMAN GROUP

#### Recent Transactions

#### Watko Pty Ltd X\*\*\*\*\*6138

TRIPLE STAPLED SECURITIES

Date	Transaction	Movement	Running balance
31/08/2015	CHESS DAILY MOVEMENT UP	+5000	5000



## Transactions

### SANTOS LIMITED

#### Recent Transactions

#### Watko Pty Ltd X\*\*\*\*\*6138

ORDINARY FULLY PAID SHARES

Date	Transaction	Movement	Running balance
30/06/2016	HOLDING MOVEMENT	+5000	15000
21/06/2016	HOLDING MOVEMENT	+5000	10000
23/05/2016	HOLDING MOVEMENT	+5000	5000

## Transactions

### TRANSURBAN GROUP

#### Recent Transactions

#### Watko Pty Ltd X\*\*\*\*\*6138

TRIPLE STAPLED SECURITIES

Date	Transaction	Movement	Running balance
18/10/2021	2021 RETAIL ENT FINAL CLOSE	+334	3334
27/08/2015	CHESS DAILY MOVEMENT UP	+1000	3000
21/08/2015	CHESS DAILY MOVEMENT UP	+2000	2000

<b>Client name</b>	THE WATKO SUPERANNUATION FUND	<b>Fin Accounts Prepared by</b>	SAM LEE
<b>Client code</b>	WATKOSF/418	<b>Date prepared</b>	11-Oct-2023
<b>Year ended</b>	30-Jun-2023	<b>Reviewed by</b>	
<b>SRN/HIN</b>	X0051176138	<b>Date reviewed</b>	
<b>Postcode</b>	2156	<a href="#">Back to Cover</a>	

Select a random sample of investments and from the sample selected:

- \* Confirm holding with registry/accountant/trustee/director of companies in which investments are held
- \* Obtain fair value at least once every three year using DCF, options pricing model, similar investments or NTA
- \* Attach our valuation report/calculation
- \* Agree to minutes for proper authorisation
- \* Agree to source documents, bank statements and transfer forms
- \* Unrealised gains/(losses) are properly recorded in financial report
- \* Disposals are at market value
- \* Investments are at armslength, in accordance with investment strategy and conform with sole purpose test

The test assists in deterring if the carrying value of the asset is reasonable. If there is a negative NTA, further investigation required.

	Code	Company	Cost	Valuation	Unrealised
1		The Watko Unit Trust	443,478.49	1,804,754.31	1,361,275.82
2					-
3					-
4					-
5					-
<b>Total</b>			<b>443,478.49</b>	<b>1,804,754.31</b>	<b>1,361,275.82</b>

Were all unlisted investments revalued during the financial year? Yes

**IN HOUSE ASSETS**

Item	Description	Amount
1		
2		
	Total assets of super fund - this is equal to benefits accrued benefits to the members	
	<b>Percentage of in-house assets</b>	<b>0.00%</b>

**Benchmark**

- > 5% Notify trustees that they are required to reduce the holding to below the 5% benchmark. Ensure trustees have prepared a written plan specifying the excess amount and setting out the steps proposed to dispose of the excess amount. Ensure trustees have a written plan prepared prior to the end of the following financial year in which the breach occurred.

**The Watko Unit Trust  
Market Valuation of Units  
for the year ended 30 June 2023**

Net Assets as at 30 June 2023	1,909,558.59
No of Units Issued	442,997.94
MV of unit issued	4.31054
Rounded	4.31

Units held by Watko Super is  $418,736.5 \text{ units} \times \$4.31 = \$1,804,754.31$

**THE WATKO UNIT TRUST**  
**ABN: 62 716 310 908**

**FINANCIAL REPORTS**  
**FOR THE YEAR ENDED**  
**30 JUNE 2023**

**Liability limited by a scheme approved under  
Professional Standards Legislation**

**THE WATKO UNIT TRUST**  
**ABN: 62 716 310 908**  
**CONTENTS**  
**FOR THE YEAR ENDED 30 JUNE 2023**

Detailed Profit and Loss Statement	1
Appropriation statement	2
Balance sheet	3
Statement of changes in equity	4
Notes to the financial statements	5
Declaration	7
Compilation report	8
List of other financial accounts	9
Schedule of property, plant and equipment	10

**THE WATKO UNIT TRUST**  
**ABN: 62 716 310 908**  
**DETAILED PROFIT AND LOSS STATEMENT**  
**FOR THE YEAR ENDED 30 JUNE 2023**

	<b>2023</b>	<b>2022</b>
	\$	\$
<b>Income</b>		
Net profit (loss) on rental operations	48,300.00	43,701.29
<b>OTHER INCOME</b>		
Interest Received	6.17	8.79
	6.17	8.79
	48,306.17	43,710.08
<b>EXPENSES</b>		
Accountancy Fees	1,650.00	1,650.00
Bank Charges	55.00	60.00
Building Capital Allowance	7,259.00	7,259.00
Depreciation - Furniture & Fittings	690.00	388.00
Insurance	623.14	572.37
Interest Paid	5.00	-
Lease Fees	-	2,035.00
Management Fees	3,253.80	2,884.27
Postage	-	99.00
Rates & Taxes	1,633.51	1,582.09
Repairs & Maintenance	275.00	1,188.00
Strata levies	11,568.24	10,889.94
	27,012.69	28,607.67
<b>NET PROFIT</b>	21,293.48	15,102.41

The accompanying notes form part of these financial statements.  
These statements should be read in conjunction with the attached compilation report of Roach & Bruce Consulting Pty Ltd.

**THE WATKO UNIT TRUST**  
**ABN: 62 716 310 908**  
**APPROPRIATION STATEMENT**  
**FOR THE YEAR ENDED 30 JUNE 2023**

	<b>2023</b>	<b>2022</b>
	<b>\$</b>	<b>\$</b>
Net profit	21,293.48	15,102.41
Retained earnings (accumulated losses) at the beginning of the financial year	(38,978.54)	(54,080.95)
<b>TOTAL AVAILABLE FOR DISTRIBUTION (LOSS)</b>	<b>(17,685.06)</b>	<b>(38,978.54)</b>
<b>RETAINED EARNINGS (ACCUMULATED LOSSES) AT THE END OF THE FINANCIAL YEAR</b>	<b>(17,685.06)</b>	<b>(38,978.54)</b>

The accompanying notes form part of these financial statements.  
These statements should be read in conjunction with the attached compilation report of Roach & Bruce Consulting Pty Ltd.



**THE WATKO UNIT TRUST**  
**ABN: 62 716 310 908**  
**BALANCE SHEET**  
**FOR THE YEAR ENDED 30 JUNE 2023**

	<i>Note</i>	<b>2023</b>	<b>2022</b>
		\$	\$
<b>CURRENT ASSETS</b>			
Cash and cash equivalents	<b>3</b>	6,417.20	2,174.72
<b>TOTAL CURRENT ASSETS</b>		<u>6,417.20</u>	<u>2,174.72</u>
<b>NON-CURRENT ASSETS</b>			
Property, plant and equipment	<b>5</b>	1,903,141.39	1,878,831.39
<b>TOTAL NON-CURRENT ASSETS</b>		<u>1,903,141.39</u>	<u>1,878,831.39</u>
<b>TOTAL ASSETS</b>		<u>1,909,558.59</u>	<u>1,881,006.11</u>
<b>NET ASSETS</b>		<u><u>1,909,558.59</u></u>	<u><u>1,881,006.11</u></u>
<b>EQUITY</b>			
Units -The Watko Superannuation Fund		435,639.88	435,639.88
Units - Jennifer Watkins		34,915.77	43,328.66
Premium on Unit Buyback		(154,491.00)	(137,903.89)
Asset Revaluation Reserve		1,611,179.00	1,578,920.00
Retained earnings		(17,685.06)	(38,978.54)
<b>TOTAL EQUITY</b>		<u><u>1,909,558.59</u></u>	<u><u>1,881,006.11</u></u>

The accompanying notes form part of these financial statements.  
These statements should be read in conjunction with the attached compilation report of Roach & Bruce Consulting Pty Ltd.

**THE WATKO UNIT TRUST**  
**ABN: 62 716 310 908**  
**STATEMENT OF CHANGES IN EQUITY**  
**FOR THE YEAR ENDED 30 JUNE 2023**

	<b>2023</b>	<b>2022</b>
	\$	\$
Units -The Watko Superannuation Fund	435,639.88	435,639.88
Units - Jennifer Watkins	34,915.77	43,328.66
<b>Retained earnings</b>		
Opening retained earnings	(38,978.54)	(54,080.95)
Net profit	21,293.48	15,102.41
	(17,685.06)	(38,978.54)
<b>Total equity</b>		
Balance as at 01 July 2022	(38,978.54)	(54,080.95)
Profit	21,293.48	15,102.41
	1,439,002.94	1,402,037.57

The accompanying notes form part of these financial statements.  
These statements should be read in conjunction with the attached compilation report of Roach & Bruce Consulting Pty Ltd.

**THE WATKO UNIT TRUST**  
**ABN: 62 716 310 908**  
**NOTES TO THE FINANCIAL STATEMENTS**  
**FOR THE YEAR ENDED 30 JUNE 2023**

The financial statements cover The Watko Unit Trust and have been prepared in accordance with the trust deed to meet the needs of stakeholders and to assist in the preparation of the tax return.

Comparatives are consistent with prior years, unless otherwise stated.

## **1 Basis of Preparation**

The trust is non-reporting since there are unlikely to be any users who would rely on the general purpose financial statements.

The special purpose financial statements have been prepared in accordance with the significant accounting policies described below and do not comply with any Australian Accounting Standards unless otherwise stated.

The financial statements have been prepared on an accruals basis and are based on historical costs modified, where applicable, by the measurement at fair value of selected non-current assets, financial assets and financial liabilities.

Significant accounting policies adopted in the preparation of these financial statements are presented below and are consistent with prior reporting periods unless otherwise stated.

## **2 Summary of Significant Accounting Policies**

### **Revenue and other income**

#### **Other revenue**

Other revenue is recognised on an accruals basis when the trust is entitled to it.

### **Cash and cash equivalents**

Cash and cash equivalents comprises cash on hand, demand deposits and short-term investments which are readily convertible to known amounts of cash and which are subject to an insignificant risk of change in value.

### **Property, plant and equipment**

Each class of property, plant and equipment is carried at cost less, where applicable, any accumulated depreciation and impairment.

At the end of each annual reporting period, the depreciation method, useful life and residual value of each asset is reviewed. Any revisions are accounted for prospectively as a change in estimate.

These notes should be read in conjunction with the attached compilation report of Roach & Bruce Consulting Pty Ltd.

**THE WATKO UNIT TRUST**  
**ABN: 62 716 310 908**  
**NOTES TO THE FINANCIAL STATEMENTS**  
**FOR THE YEAR ENDED 30 JUNE 2023**

	<i>Note</i>	<b>2023</b>	<b>2022</b>
		\$	\$
<b>3 CASH AND CASH EQUIVALENTS</b>			
Cash on Hand		10.00	10.00
Cash at Bank		6,407.20	2,164.72
		6,417.20	2,174.72
 <b>4 UNPAID PRESENT ENTITLEMENTS</b>			
		-	-
 <b>5 PROPERTY, PLANT AND EQUIPMENT</b>			
<b>BUILDINGS</b>			
Market Revaluation		1,611,179.00	1,578,920.00
Buildings		465,563.45	465,563.45
Less: Accumulated Depreciation		(176,742.45)	(169,483.45)
		1,900,000.00	1,875,000.00
 <b>FURNITURE AND FITTINGS</b>			
Furniture & Fittings		136,184.39	136,184.39
Less: Accumulated Depreciation		(133,043.00)	(132,353.00)
		3,141.39	3,831.39
		1,903,141.39	1,878,831.39

These notes should be read in conjunction with the attached compilation report of Roach & Bruce Consulting Pty Ltd.

**THE WATKO UNIT TRUST**  
**ABN: 62 716 310 908**  
**DIRECTORS' DECLARATION**

The directors declare that the trust is not a reporting entity and that this special purpose financial report should be prepared in accordance with the accounting policies described in Note 2 to the financial statements.

The directors of the trustee company declare that:

1. The financial statements and notes present fairly the trust's financial position as at 30 June 2023 and its performance for the year ended on that date in accordance with the accounting policies described in Note 2 to the financial statements;
2. In the directors' opinion there are reasonable grounds to believe that the trust will be able to pay its debts as and when they become due and payable.

This declaration is made in accordance with a resolution of the board of directors of the trustee company.

Director \_\_\_\_\_  
Jennifer Watkins

Director \_\_\_\_\_  
Paul Watkins

Dated

# THE WATKO UNIT TRUST

ABN: 62 716 310 908

## COMPILATION REPORT

I have compiled the accompanying special purpose financial statements of The Watko Unit Trust which comprise the balance sheet as at 30 June 2023, and the income statement for the year then ended, a summary of significant accounting policies and other explanatory notes. The specific purpose for which the special purpose financial statements have been prepared is to provide information relating to the performance and financial position of the trust that satisfies the information needs of the directors of the trustee company and of the beneficiaries.

### The responsibility of the directors

The directors of the trustee company are solely responsible for the information contained in the special purpose financial statements, the reliability, accuracy and completeness of the information and for the determination that the basis of accounting used is appropriate to meet their needs and for the purpose that the financial statements were prepared.

### My responsibility

On the basis of information provided by the directors of the trustee company, I have compiled the accompanying special purpose financial statements in accordance with the basis of accounting as described in the notes to the financial statements and APES 315: Compilation of Financial Information.

I have applied my expertise in accounting and financial reporting to compile these financial statements in accordance with the basis of accounting described in the notes to the financial statements. I have complied with the relevant ethical requirements of APES 110 Code of Ethics for Professional Accountants.

### Assurance disclaimer

Since a compilation engagement is not an assurance engagement, I am not required to verify the reliability, accuracy or completeness of the information provided to us by management to compile these financial statements. Accordingly, I do not express an audit opinion or a review conclusion on these financial statements.

The special purpose financial statements were compiled exclusively for the benefit of the directors of the trustee company who are responsible for the reliability, accuracy and completeness of the information used to compile them. Accordingly, these special purpose financial statements may not be suitable for other purposes. I do not accept responsibility for the contents of the special purpose financial statements.

Name of Firm: Roach & Bruce Consulting Pty Ltd  
Chartered Accountants

Name of Partner: \_\_\_\_\_

Address: Anthony Bruce  
Suite 7 Level 5  
66 Hunter Street  
Sydney NSW 2000

Dated this            day of

<b>2023</b>	<b>2022</b>
\$	\$
<hr/>	<hr/>
-	-

**THE WATKO UNIT TRUST**  
**ABN: 62 716 310 908**  
**SCHEDULE OF PROPERTY, PLANT AND EQUIPMENT**  
**FOR THE YEAR ENDED 30 JUNE 2023**

Asset Description	Acquisition Date	Private Use %	Original Cost	Opening Written down Value	-----Disposals-----			-----Depreciation-----		Closing Written Down Value
					Disposal Date	Disposal Value	Profit(Loss) On sale	Depreciation Rate & Method	Depreciation Amount	
<b>740-BUILDINGS</b>										
Allowable Capital Works	26/02/1999	-	181,024.00	11,961.00	-	-	-	4.00 PC	7,241.00	4,720.00
Allowable Capital Works	26/02/1999	-	733.00	313.00	-	-	-	2.50 PC	18.00	295.00
Other	26/02/1999	-	283,806.00	283,806.00	-	-	-	0.00 PC	-	283,806.00
			465,563.00	296,080.00			-		7,259.00	288,821.00
<b>748-FURNITURE &amp; FITTINGS</b>										
Air Conditioning	26/02/1999	-	29,792.00	163.00	-	-	-	20.00 DV	33.00	130.00
Elec mac & equip-dist gear	26/02/1999	-	7,594.00	42.00	-	-	-	20.00 DV	8.00	34.00
Fire ctrl & alarm-alarms hoses nozzles	26/02/1999	-	1,998.00	11.00	-	-	-	20.00 DV	2.00	9.00
Fire sprinklers	26/02/1999	-	9,220.00	50.00	-	-	-	20.00 DV	10.00	40.00
F&F - Furn counter fittings, shelves	26/02/1999	-	26,304.00	145.00	-	-	-	20.00 DV	29.00	116.00
Hot water installation	26/02/1999	-	3,446.00	19.00	-	-	-	20.00 DV	4.00	15.00
Kitchen equip - Exhaust & range hoods	26/02/1999	-	1,051.00	6.00	-	-	-	20.00 DV	1.00	5.00
Kitchen equip - Stoves	26/02/1999	-	1,062.00	6.00	-	-	-	20.00 DV	1.00	5.00
Kitchen equip - Wall and other ovens	26/02/1999	-	2,655.00	14.00	-	-	-	20.00 DV	3.00	11.00
Lifts	26/02/1999	-	14,925.00	82.00	-	-	-	20.00 DV	16.00	66.00
Paintings	26/02/1999	-	323.00	245.00	-	-	-	1.20 DV	3.00	242.00
Plant catwalks	26/02/1999	-	252.00	21.00	-	-	-	10.00 DV	2.00	19.00
Pumps	26/02/1999	-	1,547.00	9.00	-	-	-	20.00 DV	2.00	7.00
Swimming pool - concrete	26/02/1999	-	760.00	64.00	-	-	-	10.00 DV	6.00	58.00
Ventilating plant	26/02/1999	-	3,956.00	22.00	-	-	-	20.00 DV	4.00	18.00
Ventilating plant - Structural works	26/02/1999	-	282.00	23.00	-	-	-	10.00 DV	2.00	21.00
Furniture package	26/02/1999	-	25,000.00	137.00	-	-	-	20.00 DV	27.00	110.00
Sofa Bed	29/01/2010	-	1,614.00	46.00	-	-	-	25.00 DV	12.00	34.00
Roller Blinds	30/09/2011	-	610.00	197.00	-	-	-	10.00 DV	20.00	177.00

The accompanying notes form part of these financial statements.  
These statements should be read in conjunction with the attached compilation report of Roach & Bruce Consulting Pty Ltd.



**THE WATKO UNIT TRUST**  
**ABN: 62 716 310 908**  
**SCHEDULE OF PROPERTY, PLANT AND EQUIPMENT**  
**FOR THE YEAR ENDED 30 JUNE 2023**

Asset Description	Acquisition Date	Private Use %	Original Cost	Opening Written down Value	-----Disposals-----			-----Depreciation-----		Closing Written Down Value
					Disposal Date	Disposal Value	Profit(Loss) On sale	Depreciation Rate & Method	Depreciation Amount	
Washing Machine	30/09/2011	-	715.00	66.00		-	-	20.00 DV	13.00	53.00
Fridge Freezer	23/09/2017	-	829.00	287.00		-	-	20.00 DV	57.00	230.00
Chairs	03/05/2022	-	2,249.00	2,176.00		-	-	20.00 DV	435.00	1,741.00
			<u>136,184.00</u>	<u>3,831.00</u>			<u>-</u>		<u>690.00</u>	<u>3,141.00</u>
<b>GRAND TOTAL</b>			<u><u>601,747.00</u></u>	<u><u>299,911.00</u></u>			<u><u>-</u></u>		<u><u>7,949.00</u></u>	<u><u>291,962.00</u></u>

The accompanying notes form part of these financial statements.  
These statements should be read in conjunction with the attached compilation report of Roach & Bruce Consulting Pty Ltd.

Date	Units Issued	Units Redeemed	Unit Holder		Total	Difference
			Superfund	Jennifer Watkins		
30.6.11	573,908.81	-	418,736.50	139,495.06	558,231.56	15,677.25
30.6.12	573,908.81	-	418,736.50	139,495.06	558,231.56	15,677.25
30.6.13	540,667.05	33,241.76	418,736.50	106,253.30	524,989.80	15,677.25
30.6.14	528,805.22	11,861.83	418,736.50	94,391.47	513,127.97	15,677.25
30.6.15	513,127.97	15,677.25	418,736.50	78,714.22	497,450.72	15,677.25
30.6.16	503,127.97	10,000.00	418,736.50	68,714.22	487,450.72	15,677.25
30.6.17	489,970.08	13,157.89	418,736.50	55,556.33	474,292.83	15,677.25
30.6.18	481,261.87	8,708.21	418,736.50	46,848.12	465,584.62	15,677.25
30.6.19	472,066.47	9,195.40	418,736.50	37,652.72	456,389.22	15,677.25
30.6.20	462,149.11	9,917.36	418,736.50	27,735.36	446,471.86	15,677.25
30.06.21	455,827.27	6,321.84	418,736.50	21,413.52	440,150.02	15,677.25
30.06.22	448,964.53	6,862.75	418,736.50	14,550.78	433,287.28	15,677.25
30.06.23	442,997.94	5,966.59	418,736.50	8,584.19	427,320.69	15,677.25

# SYDNEY COVE PROPERTY

30/06/2023

Watko Pty Ltd

Paul and Jennifer Watkins

Dear Paul and Jennifer,

## Re: Market value for your apartment 510/61 Macquarie Street, Sydney

In determining market value of your apartment 510/61 Macquarie Street, Sydney, I have taken into account the most recent and comparable recorded sales available, rental incomes, as well as taking into account the current market conditions and buyer demand.

Please see below details of the most relevant sales and an appraisal value for your apartment 510/61 Macquarie Street, Sydney.

Apartment	Bed	Bath	Car	Aspect	Size	Price	Date
502/71 Macquarie St	1	1	0	East	65m2	\$1,700,000	Apr 23
503/71 Macquarie St	1	1	0	East	65m2	\$1,780,000	Aug 23
413/61 Macquarie St	1	1	1	East	77m2	\$1,780,000	Jun 22

The property: 510/61 Macquarie Street, Sydney – A 76 sqm one bedroom apartment with balcony on the eastern side of level 5; plus a 3 sqm storage lot on basement level 4.

Expected market value: \$1,900,000 - \$1,980,000. I have provided the above appraisal value which reflects the value as of 30/06/2023

Kind regards,



Bryn Fowler | Sydney Apartment Specialist  
M 0423 663 663 | E [bryn@sydneycoveproperty.com](mailto:bryn@sydneycoveproperty.com)

Phone 02 9241 1288

[sydneycoveproperty.com](http://sydneycoveproperty.com) Level 1 / 111 George Street, The Rocks, NSW 2000

   #sydneycoveinspiredliving

watko@bigpond.com

---

**From:** Bryn Fowler <bryn@sydneycoveproperty.com>  
**Sent:** Thursday, 7 September 2023 1:11 PM  
**To:** Paul Watkins  
**Subject:** Re: 510/61 Macquarie Street

Hi Paul,

Your apartment is worth more because it has parking.

Regards

Bryn Fowler  
Executive Sales  
Sydney Cove Property  
M: 0423 663 663  
P: 02 9241 1288  
02 9241 1588  
E: bryn@sydneycoveproperty.com

> On 6 Sep 2023, at 3:30 pm, Paul Watkins <watko@bigpond.com> wrote:

>  
> Thanks Bryn,  
> For clarity, do you mean \$1,900,000 to \$1,980,000 or \$1,700,000 to \$1,780,000 as per the comparables shown?

> Regards,

> Paul

>

> Sent from my iPhone

>

>> On 6 Sep 2023, at 3:07 pm, Bryn Fowler <bryn@sydneycoveproperty.com> wrote:

>>

>> Hi Paul,

>>

>> I'm well thanks, hope all is well with you.

>

>> Please see attached an updated appraisal.

>>

>> Kind regards,

>> Bryn Fowler

>>

>>

>>

>> Level 1/111 George St, The Rocks, NSW 2000 Mobile 0423 663 663 Phone

>> 02 9241 1288 Web

>> <https://linkprotect.cudasvc.com/url?a=https%3a%2f%2fsydneycovepropert>

>> [y.com&c=E,1,5RLnrKujy6LQ6YFpgIBMuvWV4bsuuMw2u9VRs\\_bXOaynUqZk4IPdZGfqC8](https://linkprotect.cudasvc.com/url?a=https%3a%2f%2fsydneycovepropert.com&c=E,1,5RLnrKujy6LQ6YFpgIBMuvWV4bsuuMw2u9VRs_bXOaynUqZk4IPdZGfqC8)

>> [6yEQAwbyifH8sdry2iKmSE96QdRkoLGM0otfCNlo05m7h80b0573wiU&typo=1](https://linkprotect.cudasvc.com/url?a=https%3a%2f%2fsydneycovepropert.com&c=E,1,5RLnrKujy6LQ6YFpgIBMuvWV4bsuuMw2u9VRs_bXOaynUqZk4IPdZGfqC8)

>>

>>

>>

>>

>>

>> -----Original Message-----



**SMSF AUDIT WORKPAPERS - Cash, Receivables and Other Assets**

**F**

<b>Client name</b>	THE WATKO SUPERANNUATION FUND	<b>Fin Accounts Prepared by</b>	SAM LEE
<b>Client code</b>	WATKOSF/418	<b>Date prepared</b>	11-Oct-2023
<b>Year ended</b>	30-Jun-2023	<b>Reviewed by</b>	
<b>SRN/HIN</b>	X0051176138	<b>Date reviewed</b>	
<b>Postcode</b>	2156	<a href="#">Back to Cover</a>	

1 Have all appropriate Class Super data feeds (bank and investment) been setup properly?

Yes

Additional Notes:

2 For Class Super bank data feed clients, was there a change of bank accounts during the year? No  
*If yes, please ensure authority forms are completed for the new accounts.*

No

*Bank audit confirmations are not necessary for those on Class Super. Ensure data feed agrees with ledger balance. For those not on Class Super data feeds, a bank confirmation is necessary if risks are high.*

**Debit Balance** - considered circumstances that caused bank account to be in debit, and was satisfied that no further action was required.

**Bank and Term Deposit Accounts**

AC No.	Description	GL Account No	Amount
1	CBA Business Online #9685		519.76
2	CBA Business Transaction #9677		1,720.93
3	CDIA #9693		145,591.51
4	CBA term Deposit #4664		500,000.00
5	CBA term Deposit #6604		150,000.00
6			
7			
8			
9			
10			

**Total Cash** 797,832.20

<b>Client name</b>	THE WATKO SUPERANNUATION FUND	<b>Fin Accounts Prepared by</b>	SAM LEE
<b>Client code</b>	WATKOSF/418	<b>Date prepared</b>	11-Oct-2023
<b>Year ended</b>	30-Jun-2023	<b>Reviewed by</b>	
<b>SRN/HIN</b>	X0051176138	<b>Date reviewed</b>	
<b>Postcode</b>	2156	<a href="#">Back to Cover</a>	

**Receivables**

- 3 Reviewed deposits after balance date and confirmed that there were receivables (from dividends, trust distributions, income tax refund) and were recorded properly in the accounts at year end.
- 4 Reviewed bank statements and there were no transactions with related parties by the super fund.

Yes
Yes

*If yes, details of receivables*

Item	Description	GL Account No	Amount
1	Goodman Group		500.00
2	Mirvac Group		530.00
3	Transurban Group		1,016.87
4			
5			
<b>Total Receivables</b>			<b><u>2,046.87</u></b>

**Other Assets**

- 5 - 7 Reviewed trustee minutes and investments report and confirmed that there were no other investments held apart from publicly listed shares, unlisted shares, managed funds and properties.

Yes
-----

*If yes, details of other assets*

Item	Description	GL Account No	Amount
1	Current Tax Assets		25,102.07
2			
<b>Total Other Assets</b>			<b><u>25,102.07</u></b>

**General**

- 8 Where appropriate, additions and disposals were supported with external source documents. Reviewed minutes and bank statements and there were no other investments made.
- 9 Reviewed and no external source documentation required since there were no other investments.
- 10 Reviewed and no valuation required since there were no other investments.
- 11 Reviewed and there were no investments in other assets (arms length).
- 12 Reviewed and since there were no investments in other assets, therefore, no disposals.
- 13 Reviewed since there were no investment in other assets. This is consistent with the fund's investment strategy.

## Bus Online Saver

06 2313 1030 9685

Available  
**+ \$519.76**      Balance  
**+ \$519.76**

Date	Transaction details	Amount	Total
21 Apr 2023	Transfer to CBA A/c NetBank 9685to9677	- \$1,000.00	+ \$519.76
01 Apr 2023	Credit Interest	+ \$32.51	+ \$1,519.76
15 Mar 2023	Transfer to CBA A/c NetBank 9685to9677	- \$70,000.00	+ \$1,487.25
01 Mar 2023	Credit Interest	+ \$61.25	+ \$71,487.25
01 Feb 2023	Credit Interest	+ \$65.94	+ \$71,426.00
09 Jan 2023	Transfer to CBA A/c NetBank 9685to9677	- \$10,000.00	+ \$71,360.06
01 Jan 2023	Credit Interest	+ \$69.15	+ \$81,360.06
01 Dec 2022	Credit Interest	+ \$51.88	+ \$81,290.91
14 Nov 2022	Transfer from NetBank 9677to9685	+ \$30,000.00	+ \$81,239.03
01 Nov 2022	Credit Interest	+ \$88.88	+ \$51,239.03
21 Oct 2022	Transfer Out Branch CASTLE TOWERS CASTLE HILL	- \$150,000.00	+ \$51,150.15
01 Oct 2022	Credit Interest	+ \$99.15	+ \$201,150.15
01 Sep 2022	Credit Interest Adjusted	+ \$2.19	+ \$201,051.00
01 Sep 2022	Credit Interest	+ \$82.04	+ \$201,048.81
31 Aug 2022	Credit Interest Adjusted	+ \$0.01	+ \$200,966.77
01 Aug 2022	Credit Interest	+ \$47.34	+ \$200,966.76
01 Jul 2022	Credit Interest	+ \$23.57	+ \$200,919.42

**There are no more transactions to display.**



WATKO PTY LTD AS TRUSTEES FOR THE WATKO  
SUPERANNUATION FUND  
7 VOLUNTEER RD  
KENTHURST NSW Australia 2156

04 September 2023

Dear WATKO PTY LTD AS TRUSTEES FOR THE WATKO SUPERANNUATION FUND,

Here's your account information and a list of transactions from 01/07/22-30/06/23.

**Account name** WATKO PTY LTD AS TRUSTEES FOR THE WATKO SUPERANNUATION FUND  
**BSB** 062313  
**Account number** 10309677  
**Account type** Business Trans Acct  
**Date opened** 21/09/2016

Date	Transaction details	Amount	Balance
21 Jul 2022	Transfer to xx7833 NetBank Super payment	-\$10,000.00	\$17,144.16
23 Aug 2022	Direct Credit 396297 TCL DIV/DIST AUF22/00836048	\$866.84	\$18,011.00
24 Aug 2022	Direct Credit 458106 JHG DIVIDEND AUG22/00821462	\$280.06	\$18,291.06
25 Aug 2022	Direct Credit 458106 GOODMAN GROUP AUG22/00812994	\$750.00	\$19,041.06
31 Aug 2022	Direct Credit 480318 MGR DST 001280353221	\$510.00	\$19,551.06
16 Sep 2022	Transfer to xx7833 NetBank Pension payment	-\$10,000.00	\$9,551.06
21 Sep 2022	Direct Credit 629786 TLS FNL DIV 001282084765	\$425.00	\$9,976.06
21 Sep 2022	Direct Credit 458106 SANTOS DIVIDEND AUI22/00875620	\$869.03	\$10,845.09
23 Sep 2022	Direct Credit 458106 BHP GROUP DIV AF386/00341829	\$25,518.39	\$36,363.48
28 Sep 2022	Direct Credit 458106 COLES GROUP LTD FIN22/01078969	\$300.00	\$36,663.48
29 Sep 2022	Direct Credit 401507 CBA FNL DIV 001280876676	\$3,150.00	\$39,813.48
06 Oct 2022	Direct Credit 362548 WESFARMERS LTD FIN22/01012601	\$1,000.00	\$40,813.48
06 Oct 2022	Direct Credit 458106 WOODSIDE INT22/00802302	\$4,489.88	\$45,303.36



Date	Transaction details	Amount	Balance
09 Oct 2022	Credit Interest Redirection REDIRECTED FROM 062-313 50134664	\$4,000.00	\$49,303.36
12 Oct 2022	Direct Credit 253633 SIG ITM DIV 001284946284	\$50.00	\$49,353.36
13 Oct 2022	Direct Credit 458106 SOUTH32 DIVIDEND RAU22/00966218	\$368.92	\$49,722.28
17 Oct 2022	Direct Credit 396297 COCHLEAR PAY OCT22/00817716	\$1,022.25	\$50,744.53
02 Nov 2022	Transfer to xx7833 NetBank Pension payment	-\$10,000.00	\$40,744.53
14 Nov 2022	Transfer to CBA A/c NetBank 9677t09685	-\$30,000.00	\$10,744.53
23 Nov 2022	Direct Credit 458106 JHG DIVIDEND NOV22/00821283	\$304.92	\$11,049.45
30 Nov 2022	Transfer to xx7833 NetBank Pension Payment	-\$10,000.00	\$1,049.45
20 Dec 2022	Direct Credit 250556 WBC DIVIDEND 001286389626	\$320.00	\$1,369.45
09 Jan 2023	Transfer from NetBank 9685to9677	\$10,000.00	\$11,369.45
09 Jan 2023	Transfer to xx7833 NetBank Pension payment	-\$10,000.00	\$1,369.45
13 Feb 2023	Direct Credit 396297 TCL DISTRIBUTION AUI23/00835428	\$883.51	\$2,252.96
24 Feb 2023	Direct Credit 458106 GOODMAN GROUP FEB23/00813476	\$750.00	\$3,002.96
28 Feb 2023	Direct Credit 480318 MGR DST 001289698191	\$520.00	\$3,522.96
28 Feb 2023	Direct Credit 458106 JHG DIVIDEND FEB23/00821037	\$279.98	\$3,802.94
06 Mar 2023	Transfer To Verus Actuaries Pty NetBank WATKOSFActuary	-\$110.00	\$3,692.94
15 Mar 2023	Transfer from NetBank 9685to9677	\$70,000.00	\$73,692.94
15 Mar 2023	Transfer to CBA A/c NetBank 9677to9693	-\$70,000.00	\$3,692.94
28 Mar 2023	Direct Credit 362548 WESFARMERS LTD INT23/01009894	\$880.00	\$4,572.94
29 Mar 2023	Direct Credit 458106 SANTOS DIVIDEND AUS22/00875526	\$1,778.52	\$6,351.46
30 Mar 2023	Direct Credit 401507 CBA DIV 001291383498	\$3,150.00	\$9,501.46
30 Mar 2023	Direct Credit 458106 COLES GROUP LTD INT23/01073463	\$360.00	\$9,861.46

Date	Transaction details	Amount	Balance
30 Mar 2023	Direct Credit 458106 BHP GROUP DIV AI387/00336374	\$13,636.36	\$23,497.82
31 Mar 2023	Direct Credit 629786 TLS ITM DIV 001293055336	\$425.00	\$23,922.82
02 Apr 2023	Transfer to xx7833 NetBank Pension payment	-\$10,000.00	\$13,922.82
03 Apr 2023	Direct Credit 361301 AMP LIMITED 23FIN/01027618	\$250.00	\$14,172.82
05 Apr 2023	Direct Credit 458106 WOODSIDE FIN22/00817939	\$6,047.40	\$20,220.22
06 Apr 2023	Direct Credit 458106 SOUTH32 DIVIDEND AI013/00963647	\$107.68	\$20,327.90
14 Apr 2023	Direct Credit 396297 COCHLEAR PAY APR23/00817163	\$1,092.75	\$21,420.65
17 Apr 2023	Transfer To AW Boys NetBank WSFBoys387392386	-\$495.00	\$20,925.65
18 Apr 2023	Direct Credit 253633 SIG FNL DIV 001295315431	\$50.00	\$20,975.65
21 Apr 2023	Direct Credit 012721 ATO ATO006000017753402	\$40,887.88	\$61,863.53
21 Apr 2023	Credit Interest Redirection REDIRECTED FROM 062-347 50236604	\$3,066.58	\$64,930.11
21 Apr 2023	Transfer To Roach and Bruce NetBank WATKOSF7291	-\$3,850.00	\$61,080.11
21 Apr 2023	Transfer from NetBank 9685to9677	\$1,000.00	\$62,080.11
21 Apr 2023	Transfer to CBA A/c NetBank 9677to9693	-\$60,000.00	\$2,080.11
10 May 2023	Transfer from NetBank 7538to9677	\$25,000.00	\$27,080.11
10 May 2023	Transfer to xx7833 NetBank Pension payment	-\$11,000.00	\$16,080.11
10 May 2023	Transfer to CBA A/c NetBank 9677toCDIA9693	-\$15,000.00	\$1,080.11
31 May 2023	Direct Credit 458106 JHG DIVIDEND MAY23/00820763	\$290.82	\$1,370.93
27 Jun 2023	Direct Credit 250556 WBC DIVIDEND 001296292035	\$350.00	\$1,720.93

Any pending transactions haven't been included in this list. Proceeds of cheques aren't available until cleared.

If you have questions or need more information, go to [commbank.com.au/support](https://commbank.com.au/support).

Yours sincerely,



Brian Moseley  
General Manager, Retail Customer Service



WATKO PTY LTD AS TRUSTEES FOR THE WATKO  
SUPERANNUATION FUND  
7 VOLUNTEER RD  
KENTHURST NSW Australia 2156

04 September 2023

Dear WATKO PTY LTD AS TRUSTEES FOR THE WATKO SUPERANNUATION FUND,  
Here's your account information and a list of transactions from 01/07/22-30/06/23.

**Account name** WATKO PTY LTD AS TRUSTEES FOR THE WATKO SUPERANNUATION FUND  
**BSB** 062313  
**Account number** 10309693  
**Account type** CDIA  
**Date opened** 21/09/2016

Date	Transaction details	Amount	Balance
15 Mar 2023	Transfer from NetBank 9677to9693	\$70,000.00	\$70,021.76
01 Apr 2023	Credit Interest	\$79.14	\$70,100.90
21 Apr 2023	Transfer from NetBank 9677to9693	\$60,000.00	\$130,100.90
01 May 2023	Credit Interest	\$181.44	\$130,282.34
10 May 2023	Transfer from NetBank 9677toCDIA9693	\$15,000.00	\$145,282.34
01 Jun 2023	Credit Interest	\$309.17	\$145,591.51

Any pending transactions haven't been included in this list. Proceeds of cheques aren't available until cleared.

If you have questions or need more information, go to [commbank.com.au/support](http://commbank.com.au/support).

Yours sincerely,

Brian Moseley  
General Manager, Retail Customer Service





005

TRUSTEE  
 7 VOLUNTEER RD  
 KENTHURST NSW 2156

Date printed	30 June 2023
Term Deposit number	06 2347 50236604
Investment balance	\$150,000.00
Investment term	24 months
At an interest rate of	4.10% p.a.
Invested on	21 October 2022
To mature on	21 October 2024
Interest option	Six Monthly

**Interest earned on your Term Deposit**

Your Term Deposit has earned interest for the financial year ending 30 June 2023. Please keep a record of this information for taxation purposes.

Account name	WATKO PTY LTD AS TRUSTEES FOR WATKO SUPE RANNUATION FUND
Investment balance at start of the reporting period 21 October 2022	\$150,000.00
<b>Total interest paid for the financial year ending 30 June 2023</b>	<b>\$3,066.58</b>

**Things you should know**


If you had a Term Deposit that was closed during the last financial year, please refer to the information provided in your Closed Account Notice for completing your tax return.

**We're here to help**

If you want to view our latest Terms and Conditions or have any questions, you can visit [commbank.com.au](http://commbank.com.au), drop into your nearest branch, contact your Relationship Manager or Adviser, or call 13 2221.

**We are required to provide an account statement for this Term Deposit. The account statement covering the previous financial year is on the following page.**





## Account statement for the financial year ending 30 June 2023

### Important information for Term Deposits opened after 1 July in the last financial year

The opening balance of this Term Deposit will display as 'NIL' on this account statement.  
The opening deposit will be listed as a separate transaction on the date that the Term Deposit was opened or the value date specified for the Term Deposit.

Date	Transaction	Debit	Credit	Balance
21 Oct	OPENING BALANCE			Nil
21 Oct	Transfer In Branch CASTLE TOWERS CASTLE 231310309685		\$150,000.00	\$150,000.00 CR
21 Apr	\$3,066.58 CR Credit Interest REDIRECTED TO 062-313 10309677			
30 Jun	CLOSING BALANCE			\$150,000.00

### Important Information:

We try to get things right the first time – but if we don't, we'll do what we can to fix it.  
You can fix most problems simply by contacting us.  
Write to: CBA Group Customer Relations, Reply Paid 41, Sydney NSW 2001  
Tell us online: [commbank.com.au/support/compliments-and-complaints.html](http://commbank.com.au/support/compliments-and-complaints.html)  
Call: 1800 805 605 (free call)

You can also contact the Australian Financial Complaints Authority, AFCA, an independent external dispute resolution body approved by ASIC - time limits may apply, visit AFCA, [afca.org.au](http://afca.org.au), website for more information.  
Write to: Australian Financial Complaints Authority, GPO Box 3, Melbourne VIC 3001  
Email: [info@afca.org.au](mailto:info@afca.org.au)  
Call: 1800 931 678, free call Monday to Friday 9am – 5pm, AEST



005

THE WATKO SUPERANUATION FUND  
 7 VOLUNTEER RD  
 KENTHURST NSW 2156

Date printed	30 June 2023
Term Deposit number	06 2313 50134664
Investment balance	\$500,000.00
Investment term	18 months
At an interest rate of	3.35% p.a.
Invested on	9 October 2022
To mature on	9 April 2024
Interest option	Annual

### Interest earned on your Term Deposit

Your Term Deposit has earned interest for the financial year ending 30 June 2023. Please keep a record of this information for taxation purposes.

Account name	WATKO PTY LTD AS TRUSTEES FOR THE WATKO SUPERANUATION FUND
Investment balance at start of the reporting period 1 July 2022	\$500,000.00
<b>Total interest paid for the financial year ending 30 June 2023</b>	<b>\$4,000.00</b>

#### Things you should know

If you had a Term Deposit that was closed during the last financial year, please refer to the information provided in your Closed Account Notice for completing your tax return.

#### We're here to help


If you want to view our latest Terms and Conditions or have any questions, you can visit [commbank.com.au](http://commbank.com.au), drop into your nearest branch, contact your Relationship Manager or Adviser, or call 13 2221.

**We are required to provide an account statement for this Term Deposit. The account statement covering the previous financial year is on the following page.**



\*# 24304.27005.1.1 ZZ175 1102 SL.YT.S111.D181.O.V05.01.31





## Account statement for the financial year ending 30 June 2023

### Important information for Term Deposits opened after 1 July in the last financial year

The opening balance of this Term Deposit will display as 'NIL' on this account statement.  
The opening deposit will be listed as a separate transaction on the date that the Term Deposit was opened or the value date specified for the Term Deposit.

Date	Transaction	Debit	Credit	Balance
01 Jul	OPENING BALANCE			\$500,000.00
01 Jul	CREDIT INTEREST EARNED on this account to June 30, 2022 is \$4,000.00			
09 Oct	\$4,000.00 CR Credit Interest REDIRECTED TO 062-313 10309677			
30 Jun	CLOSING BALANCE			\$500,000.00

### Important Information:

We try to get things right the first time – but if we don't, we'll do what we can to fix it.  
You can fix most problems simply by contacting us.  
Write to: CBA Group Customer Relations, Reply Paid 41, Sydney NSW 2001  
Tell us online: [commbank.com.au/support/compliments-and-complaints.html](https://commbank.com.au/support/compliments-and-complaints.html)  
Call: 1800 805 605 (free call)

You can also contact the Australian Financial Complaints Authority, AFCA, an independent external dispute resolution body approved by ASIC - time limits may apply, visit AFCA, [afca.org.au](https://afca.org.au), website for more information.  
Write to: Australian Financial Complaints Authority, GPO Box 3, Melbourne VIC 3001  
Email: [info@afca.org.au](mailto:info@afca.org.au)  
Call: 1800 931 678, free call Monday to Friday 9am – 5pm, AEST



## Term Deposit

06 2313 50134664

Available	Balance
N/A	+ \$500,000.00

Date	Transaction details	Amount	Total
09 Oct 2022	\$4,000.00 CR Credit Interest REDIRECTED TO 062-313 10309677		
09 Oct 2021	\$4,000.00 CR Credit Interest REDIRECTED TO 062-313 10309677		

**There are no more transactions to display.**

## Term Deposit

06 2347 50236604

Available	Balance
N/A	+ \$150,000.00

Date	Transaction details	Amount	Total
21 Apr 2023	\$3,066.58 CR Credit Interest REDIRECTED TO 062-313 10309677		
21 Oct 2022	Transfer In Branch CASTLE TOWERS CASTLE HILL 231310309685	+ \$150,000.00	+ \$150,000.00

**There are no more transactions to display.**



Mirvac Limited  
ABN 92 003 280 699  
Mirvac Funds Limited  
ABN 70 002 561 640  
AFSL 233121  
as responsible entity of the  
Mirvac Property Trust  
ARSN 086 780 645

All correspondence to:  
Link Market Services Limited  
Locked Bag A14  
Sydney South NSW 1235 Australia  
Freecall: +61 1800 356 444  
Email: registrars@linkmarketservices.com.au  
Website: www.linkmarketservices.com.au

DATE PAID: 31 August 2023  
RECORD DATE: 30 June 2023  
REFERENCE NUMBER: X\*\*\*\*\*6138



005 000884

WATKO PTY LTD  
<WATKO SUPERANNUATION A/C>  
7 VOLUNTEER ROAD  
KENTHURST NSW 2156

TFN/ABN RECEIVED AND RECORDED

**AS AT 30 JUNE 2023**

STAPLED SECURITIES	10,000
MIRVAC SECURITY PRICE	\$2.26
VALUE OF INVESTMENT	\$22,600.00

**DISTRIBUTION STATEMENT FOR THE HALF YEAR ENDED 30 JUNE 2023**

This distribution advice relates to the distribution payment for your holding in Mirvac Group and is for the half year ended 30 June 2023. The payment represents a distribution from Mirvac Property Trust ("MPT") only. Mirvac Limited ("ML") did not pay a dividend for the half year ended 30 June 2023. An Attribution Managed Investment Trust ("AMIT") member annual statement for the year ended 30 June 2023 which provides the actual components of the distribution required to prepare your Australian tax return is enclosed with this distribution advice.

DESCRIPTION	NUMBER OF STAPLED SECURITIES	RATE PER STAPLED SECURITY	PAYMENT AMOUNTS
DISTRIBUTION - MPT	10,000	5.3 cents	\$530.00
DIVIDEND - ML	10,000	-	\$0.00
TOTAL PAYMENT			<b>\$530.00</b>
LESS RESIDENT WITHHOLDING TAX			\$0.00
ADD DRP ACCOUNT CASH RESIDUAL AMOUNT			\$0.00
<b>NET PAYMENT</b>			<b>\$530.00</b>

**BANKING INSTRUCTIONS**

COMMONWEALTH BANK OF AUSTRALIA  
504 OLD NORTHERN ROAD  
DURAL NSW 2158  
ACCOUNT NAME: WATKO SUPERANNUATION FUND  
BSB: 062-313 ACCOUNT NO.: \*\*\*\*9677  
DIRECT CREDIT REFERENCE NO.: 001299398928

If you have not done so, please confirm your tax residency status online by selecting 'FATCA/CRS' from the 'Payments & Tax' tab as part of self-certification for the Foreign Account Tax Compliance Act (FATCA) and Common Reporting Standard (CRS).

Please retain this statement in a safe place as a charge may be levied for replacement. Please see further details overleaf.

## MIRVAC WEBSITE

Market announcements, reports, presentations, distribution and taxation information can be obtained from the Investor Centre section of Mirvac's website at <https://www.mirvac.com/investor-centre>.

## APPORTIONMENT PERCENTAGES FOR COST BASE PURPOSES

A summary of apportionment percentages that will apply when determining the cost base for each individual entity that makes up a Mirvac Group stapled security (being Mirvac Limited and Mirvac Property Trust) is available from the Investor Centre section of Mirvac's website at <https://www.mirvac.com/investor-centre>.

## DISTRIBUTION BREAKDOWN

The non-taxable and taxable components of MPT's distribution will be shown on your AMIT member annual statement.

## AMIT FUND PAYMENT NOTICES

Investors and their custodians can obtain relevant notices necessary for the purposes of Subdivision 12-H of Schedule 1 to the Taxation Administration Act 1953, from the Investor Centre section of Mirvac's website at <https://www.mirvac.com/investor-centre>.

## PERIODIC STATEMENTS

Periodic and Exit Statements are made available online via the Link Market Services Investor Centre which can be found here: <https://investorcentre.linkmarketservices.com.au>.

## UPDATE YOUR DETAILS ONLINE

You are able to update details on your holding via Link's secure website at [www.investorcentre.linkmarketservices.com.au](http://www.investorcentre.linkmarketservices.com.au).

Use the below instructions to:

- Provide your **bank account details** in Australia or New Zealand dollars
- Provide your **Tax File Number (TFN) or Australian Business Number (ABN)**
- Elect your **communication preference**
- Elect the **foreign currency payment**
- To update your **FATCA/CRS details**, select Payments & Tax, click on **FATCA/CRS**



### How to update your information:

1. Login to Link's Investor Centre at [www.linkmarketservices.com.au](http://www.linkmarketservices.com.au) and click on 'Investor Login' or scan the QR Code (above).
2. Enter your email address and password in **Portfolio Login**.
3. If you do not have a **Portfolio\*** login, please set up a portfolio by selecting **Register Now** and follow the prompts.

Authentication will be required depending on the value of your portfolio. If you are unable to update your address or bank account details online; you must complete the relevant forms (available on Link's website) and return the completed forms to Link.

### How to register for a Portfolio:

1. Enter the Issuer's name/ASX Code.
2. You will need your HIN/SRN. This important information is on your holding statement. You should always ensure to keep this information in a safe place.
3. Your postcode or, if your registered address is overseas, click on the Outside Australia link and select your country of residence from the drop-down list.

\* Setting up a Portfolio login allows you to easily manage your holdings across issuers who use Link as their registrar.

002922 000 TCL



WATKO PTY LTD  
 <WATKO SUPERANNUATION A/C>  
 7 VOLUNTEER ROAD  
 KENTHURST NSW 2156

## Update Your Information

 [www.computershare.com.au/easyupdate/tcl](http://www.computershare.com.au/easyupdate/tcl)

 **Computershare Investor Services Pty Limited**  
 GPO Box 2975 Melbourne  
 Victoria 3001 Australia

 (within Australia) 1300 360 146  
 (international) +61 3 9415 4315

<b>Holder Identification Number (HIN)</b>	HIN WITHHELD
<b>ASX Code</b>	TCL
<b>TFN/ABN Status</b>	Quoted
<b>Record Date</b>	30 June 2023
<b>Payment Date</b>	21 August 2023
<b>Direct Credit Reference No.</b>	833905

## Distribution on Stapled Securities

Set out below are the details of your August 2023 distribution totalling 31.5 cents per security (less withholding tax where applicable).

Transurban Holdings Limited Dividend <sup>1</sup>	Triple Stapled Securities
Dividend per Security (cents)	1.00
Number of Securities	3,334
Dividend - Franked	\$33.34
Dividend - Unfranked	\$0.00
<b>Net Dividend</b>	<b>\$33.34</b>
Franking Credit	\$14.29

Transurban Holding Trust Distribution <sup>2</sup>	Triple Stapled Securities
Distribution per Security (cents)	30.50
Number of Securities	3,334
Non-Assessable Component	\$579.27
Interest Income	\$197.27
Rent and Other Income <sup>3</sup>	\$218.58
Non-Concessional MIT Income (NCMI)	\$12.35
Discounted Capital Gains TARP	\$2.71
Other Capital Gains Distribution	\$2.71
Franked Distribution	\$3.98
<b>Gross Distribution</b>	<b>\$1,016.87</b>
Australian Tax Withheld	\$0.00
<b>Net Distribution</b>	<b>\$1,016.87</b>
Franking Credit	\$1.71

Total	
Number of Securities at Record Date	3,334
Total Dividend and Distribution per Security (cents)	31.50
Total Gross Dividend and Distribution	\$1,050.21
Total Australian Tax Withheld	\$0.00
Non-Assessable Component	\$579.27
Total Net Dividend and Distribution	\$1,050.21
Total Franking Credits	\$16.00

### Payment Instructions

<b>Bank Name</b>	COMMONWEALTH BANK OF AUSTRALIA
<b>BSB</b>	062-313
<b>Account Number</b>	XXXXXX77
<b>Amount Deposited</b>	A\$1,050.21

**Important information is contained on the back of this page**



## Update your details online - it's fast and secure.

To update your banking instructions, Distribution Reinvestment Plan election, Tax File Number or electronic communications, simply visit [www.computershare.com.au/easyupdate/tcl](http://www.computershare.com.au/easyupdate/tcl).

If you do not have access to the internet, please call **1300 360 146** (within Australia) or **+61 3 9415 4315** (international) to speak with a Customer Service Representative.

## Withholding Tax

All amounts are in Australian dollars. Resident withholding tax has been deducted where Tax File Numbers have not been advised. Non-resident withholding tax has been deducted from the Interest Income, Rent and Other Income and Non-Concessional MIT Income ("NCMI") components of the distribution where applicable.

## Annual Tax Statement

Your Annual Tax Statement in respect of the year ended 30 June 2023 accompanies this advice. The Annual Tax Statement contains information to assist you in preparing your income tax return.

The Annual Tax Statement is also your AMIT Member Annual ("AMMA") Statement in respect of your direct security holding in Transurban Holding Trust ("THT"), which is an Attribution Managed Investment Trust ("AMIT") for the 2023 income year. This Distribution Statement and accompanying notes are not intended to be tax advice and investors should consult a professional tax adviser if necessary for completion of income tax returns.

## Notes:

1. This dividend represents the payment from Transurban Holdings Limited ABN 86 098 143 429.
2. This distribution represents the payment from Transurban Holding Trust ABN 30 169 362 255.
3. Rent and Other Income includes amounts that are 'Excluded from NCMI'. 'Excluded from NCMI' refers to amounts that would have been NCMI but are not NCMI due to the application of any of the following provisions:
  - Subsection 12-437(5) in Schedule 1 to the *Taxation Administration Act 1953* ("TAA 1953") – approved economic infrastructure facility exception;
  - Section 12-440 in Schedule 1 to the TAA 1953 – MIT cross staple arrangement income transitional provisions.

**If payment cannot be made to your account, a cheque will be forwarded to your registered address.**

<b>Client name</b>	THE WATKO SUPERANNUATION FUND	<b>Fin Accounts Prepared by</b>	SAM LEE
<b>Client code</b>	WATKOSF/418	<b>Date prepared</b>	11-Oct-2023
<b>Year ended</b>	30-Jun-2023	<b>Reviewed by</b>	
<b>SRN/HIN</b>	X0051176138	<b>Date reviewed</b>	
<b>Postcode</b>	2156	<a href="#">Back to Cover</a>	

**1 Income Tax Reconciliation**

Attach a tax reconciliation report. Tax reconciliation was reviewed to ensure that tax details are correct and agreed DTA/DTL. *Please note that for super funds predominantly in pension phase, DTA and DTL should be nil.*

**2 Tax Receipts and Payments**

Attach ATO portal printouts for ITA and ICA  
Reviewed tax payments and receipts and agreed to the ATO portal

**3 Deducted Members Contribution**

Were there member deducted contributions during the financial year? *If yes, please ensure that members meet conditions of acceptance and that members' election and trustees' acknowledgement under s290-170 have been documented in financial account*

N/A
-----

**4,5,6 Calculations**

Reviewed tax WP, tax rec and tax return - correct application of Tax Laws  
Expenses were recorded correctly  
Refer to attached tax reconciliation report

---

# The Watko Superannuation Fund

## Tax Accounting Reconciliation

For the period 1 July 2022 to 30 June 2023

---

<b>Operating Statement Profit vs. Provision for Income Tax</b>		<b>2023</b>
		<b>\$</b>
<b>Benefits Accrued as a Result of Operations before Income Tax</b>		<b>179,393.74</b>
<b><u>ADD:</u></b>		
Franking Credits		26,379.72
Pension Non-deductible Expenses		3,388.92
Pensions Paid		71,000.00
Taxable Capital Gains		909.00
<b><u>LESS:</u></b>		
Increase in Market Value		173,304.77
Pension Exempt Income		81,035.00
Distributed Capital Gains		1,363.47
Non-Taxable Income		1,195.65
Rounding		2.49
<b>Taxable Income or Loss</b>		<b>24,170.00</b>
		<hr/> <hr/>
	<b>Income Amount</b>	<b>Tax Amount</b>
Gross Tax @ 15% for Concessional Income	24,170.00	3,625.50
Gross Tax @ 45% for Net Non-Arm's Length Income	0.00	0.00
No-TFN Quoted Contributions @ 32%	0.00	0.00
Change in Carried Forward Losses	0.00	0.00
<b>Provision for Income Tax</b>		<b>3,625.50</b>
		<hr/> <hr/>

### Provision for Income Tax vs. Income Tax Expense

---

<b>Provision for Income Tax</b>		<b>3,625.50</b>
<b><u>ADD:</u></b>		
Excessive Foreign Tax Credit Writeoff		5.86
<b><u>LESS:</u></b>		
Franking Credits		26,379.72
<b>Income Tax Expense</b>		<b>(22,748.36)</b>
		<hr/> <hr/>

### Provision for Income Tax vs. Income Tax Payable

---

<b>Provision for Income Tax</b>		<b>3,625.50</b>
<b><u>ADD:</u></b>		
Excessive Foreign Tax Credit Writeoff		5.86
<b><u>LESS:</u></b>		
Withholding Credits		2,346.00
Franking Credits		26,379.72
Foreign Tax Credits		7.71
<b>Income Tax Payable (Receivable)</b>		<b>(25,102.07)</b>
		<hr/> <hr/>



---

**The Watko Superannuation Fund**  
**Tax Accounting Reconciliation**  
**For the period 1 July 2022 to 30 June 2023**

---

**Exempt Current Pension Income Settings**

---

Pension Exempt % (Actuarial)	76.0700%
Pension Exempt % (Expenses)	76.0700%
Assets Segregated For Pensions	No

**The Watko Superannuation Fund**  
**Investment Income Summary**  
**For the period 1 July 2022 to 30 June 2023**

Total Income	Add			Less					Taxable Income (excluding Capital Gains)	Indexed Capital Gains *	Discounted Capital Gains *	Other Capital Gains *	CGT Concession Amount *	
	Franking Credits	Foreign Credits	TFN Credits	Tax Free	Tax Exempt	Tax Deferred	Distributed Capital Gains	GST						
<b><u>Bank</u></b>														
CBA Business - 9685														
623.91	0.00	0.00	0.00	0.00	0.00	0.00	0.00	0.00	0.00	623.91	0.00	0.00	0.00	0.00
CBA Business Transaction - 9677														
7,066.58	0.00	0.00	0.00	0.00	0.00	0.00	0.00	0.00	0.00	7,066.58	0.00	0.00	0.00	0.00
CDIA - 9693														
569.75	0.00	0.00	0.00	0.00	0.00	0.00	0.00	0.00	0.00	569.75	0.00	0.00	0.00	0.00
<b>8,260.24</b>	<b>0.00</b>	<b>0.00</b>	<b>0.00</b>	<b>0.00</b>	<b>0.00</b>	<b>0.00</b>	<b>0.00</b>	<b>0.00</b>	<b>0.00</b>	<b>8,260.24</b>	<b>0.00</b>	<b>0.00</b>	<b>0.00</b>	<b>0.00</b>
<b><u>Listed Securities Market</u></b>														
AMP Limited (ASX:AMP)														
250.00	21.43	0.00	0.00	0.00	0.00	0.00	0.00	0.00	0.00	271.43	0.00	0.00	0.00	0.00
BHP Group Limited - Fully Paid Ordinary (ASX:BHP)														
39,154.75	16,780.60	0.00	0.00	0.00	0.00	0.00	0.00	0.00	0.00	55,935.35	0.00	0.00	0.00	0.00
Cochlear Limited (ASX:COH)														
2,115.00	339.15	0.00	0.00	0.00	0.00	0.00	0.00	0.00	0.00	2,454.15	0.00	0.00	0.00	0.00
Coles Group Limited. - Ordinary Fully Paid Deferred Settlement (ASX:COL)														
660.00	282.86	0.00	0.00	0.00	0.00	0.00	0.00	0.00	0.00	942.86	0.00	0.00	0.00	0.00
Commonwealth Bank Of Australia. (ASX:CBA)														
6,300.00	2,700.00	0.00	0.00	0.00	0.00	0.00	0.00	0.00	0.00	9,000.00	0.00	0.00	0.00	0.00
Goodman Group - Stapled Securities Fully Paid (ASX:GMG)														
1,375.00	5.17	7.71	0.00	0.00	0.00	59.40	977.83	0.00	0.00	350.65	0.00	488.92	0.00	488.91
Janus Henderson Group PLC - Chess Depository Interests (ASX:JHG)														
1,155.78	0.00	0.00	0.00	0.00	0.00	0.00	0.00	0.00	0.00	1,155.78	0.00	0.00	0.00	0.00
Mirvac Group - Stapled Securities (ASX:MGR)														
1,050.00	0.00	0.00	0.00	0.00	114.56	0.00	380.22	0.00	0.00	555.22	0.00	190.11	0.00	190.11
Santos Limited (ASX:STO)														
2,647.55	0.00	0.00	2,346.00	0.00	0.00	0.00	0.00	0.00	0.00	4,993.55	0.00	0.00	0.00	0.00
Sigma Pharmaceuticals Limited. (ASX:SIG)														

**The Watko Superannuation Fund**  
**Investment Income Summary**  
**For the period 1 July 2022 to 30 June 2023**

Total Income	Add			Less					Taxable Income (excluding Capital Gains)	Indexed Capital Gains *	Discounted Capital Gains *	Other Capital Gains *	CGT Concession Amount *
	Franking Credits	Foreign Credits	TFN Credits	Tax Free	Tax Exempt	Tax Deferred	Distributed Capital Gains	GST					
100.00	42.86	0.00	0.00	0.00	0.00	0.00	0.00	0.00	142.86	0.00	0.00	0.00	0.00
South32 Limited (ASX:S32)													
476.60	204.26	0.00	0.00	0.00	0.00	0.00	0.00	0.00	680.86	0.00	0.00	0.00	0.00
Telstra Corporation Limited. (ASX:TLS)													
850.00	364.28	0.00	0.00	0.00	0.00	0.00	0.00	0.00	1,214.28	0.00	0.00	0.00	0.00
Transurban Group - Ordinary Shares/Units Fully Paid Triple Stapled (ASX:TCL)													
1,967.06	30.29	0.00	0.00	0.00	1,021.69	0.00	5.42	0.00	970.24	0.00	2.71	0.00	2.71
Wesfarmers Limited (ASX:WES)													
1,880.00	805.71	0.00	0.00	0.00	0.00	0.00	0.00	0.00	2,685.71	0.00	0.00	0.00	0.00
Westpac Banking Corporation (ASX:WBC)													
670.00	287.14	0.00	0.00	0.00	0.00	0.00	0.00	0.00	957.14	0.00	0.00	0.00	0.00
Woodside Energy Group Ltd (ASX:WDS)													
10,537.28	4,515.97	0.00	0.00	0.00	0.00	0.00	0.00	0.00	15,053.25	0.00	0.00	0.00	0.00
<b>71,189.02</b>	<b>26,379.72</b>	<b>7.71</b>	<b>2,346.00</b>	<b>0.00</b>	<b>1,136.25</b>	<b>59.40</b>	<b>1,363.47</b>	<b>0.00</b>	<b>97,363.33</b>	<b>0.00</b>	<b>681.74</b>	<b>0.00</b>	<b>681.73</b>
<b>79,449.26</b>	<b>26,379.72</b>	<b>7.71</b>	<b>2,346.00</b>	<b>0.00</b>	<b>1,136.25</b>	<b>59.40</b>	<b>1,363.47</b>	<b>0.00</b>	<b>105,623.57</b>	<b>0.00</b>	<b>681.74</b>	<b>0.00</b>	<b>681.73</b>

\* Distributed capital gains components correspond to the cash amount received. You should refer to Realised Capital Gains or Distribution Reconciliation Reports for tax and capital gain reporting purpose.

**The Watko Superannuation Fund**  
**Realised Capital Gains**  
**For the period from 1 July 2022 to 30 June 2023**

	Accounting Treatment					Taxation Treatment					
	Quantity	Proceeds	Excess Tax Value*	Original Cost	Accounting Profit/(Loss)	Cost Base Calculation		Capital Gains Calculation			
						Adjusted	Reduced	Indexation	Discounted	Other	Deferred
<b><u>Listed Securities Market</u></b>											
<b>Goodman Group - Stapled Securities Fully Paid (ASX:GMG)</b>											
30/06/2023	Dist	0.00	0.00	0.00					415.86		
30/06/2023	Dist	0.00	0.00	0.00					561.96		
		0.00	0.00	0.00					977.82		0.00
<b>Mirvac Group - Stapled Securities (ASX:MGR)</b>											
30/06/2023	Dist	0.00	0.00	0.00					188.29		
30/06/2023	Dist	0.00	0.00	0.00					191.91		
		0.00	0.00	0.00					380.20		0.00
<b>Transurban Group - Ordinary Shares/Units Fully Paid Triple Stapled (ASX:TCL)</b>											
30/06/2023	Dist	0.00	0.00	0.00					5.42		
		0.00	0.00	0.00					5.42		0.00
<b>Listed Securities Market Total</b>		0.00		0.00					1,363.44		0.00
<b>Grand Total</b>		0.00		0.00					1,363.44		0.00

\* Where there is an Excess Tax Value Amount, the Accounting Profit/(Loss) figure takes account of this. Accounting Profit/(Loss) equals Proceeds less Excess Tax Value less Original Cost.

**The Watko Superannuation Fund**  
**Realised Capital Gains**  
**For the period from 1 July 2022 to 30 June 2023**

**Capital Gains Tax Return Summary**

	<b>Indexation</b>	<b>Discount</b>	<b>Other</b>	<b>Deferred</b>	<b>Total Capital Gains</b>	<b>Capital Losses</b>
<b>Current Year Capital Gains</b>						
Shares & Units - Listed Shares	0.00	0.00	0.00	0.00	0.00	0.00
Shares & Units - Other Shares	0.00	0.00	0.00	0.00	0.00	0.00
Shares & Units - Listed Trusts	0.00	0.00	0.00	0.00	0.00	0.00
Shares & Units - Other Units	0.00	0.00	0.00	0.00	0.00	0.00
Australian Real Estate	0.00	0.00	0.00	0.00	0.00	0.00
Other Real Estate	0.00	0.00	0.00	0.00	0.00	0.00
Collectables	0.00	0.00	0.00	0.00	0.00	0.00
Other CGT Assets & Other CGT Events	0.00	0.00	0.00	0.00	0.00	0.00
Distributed Capital Gains from Trusts	0.00	1,363.00	0.00	0.00	1,363.00	0.00
	0.00	1,363.00	0.00	0.00	1,363.00	0.00
<b>Capital Losses Applied</b>						
Current Year	0.00	0.00	0.00	0.00	0.00	0.00
Prior Years	0.00	0.00	0.00	0.00	0.00	0.00
	0.00	0.00	0.00	0.00	0.00	0.00
<b>Net Capital Gains</b>						
Net Gain after applying losses	0.00	1,363.00	0.00	0.00	1,363.00	
Discount applicable		454.00				
Net Gain after applying discount	0.00	909.00	0.00	0.00	909.00	



**+ Goodman Group**  
 Goodman Limited ABN 69 000 123 071  
 Goodman Funds Management Limited  
 ABN 48 067 796 641; AFSL Number 223621  
 As Responsible Entity for  
 Goodman Industrial Trust ARSN 091 213 839  
 Goodman Logistics (HK) Limited  
 Company No. 1700359; ARBN 155 911 149  
 A Hong Kong company with limited liability

**Update your information:**

**Online:**  
[www.computershare.com.au/easyupdate/gmg](http://www.computershare.com.au/easyupdate/gmg)

**By Mail:**  
 Computershare Investor Services Pty Limited  
 GPO Box 2975 Melbourne  
 Victoria 3001 Australia

**Enquiries:**

(within Australia) 1300 723 040  
 (international) 61 3 9415 4043

Holder No: HIN WITHHELD  
 Statement Date: 25 August 2023

001605 000 GMG  
 WATKO PTY LTD  
 <WATKO SUPERANNUATION A/C>  
 7 VOLUNTEER ROAD  
 KENTHURST NSW 2156

# Goodman Group Annual Tax Statement 2023

## Fully paid ordinary securities for the year ended 30 June 2023

This statement reflects distributions that should be included in your Tax Return for the 2022-23 financial year.

Please use this Annual Tax Statement for completing your Tax Return and not interim distribution statements provided at the time of the payments since annual taxable amounts can be determined only after the close of the financial year. This statement should be read in conjunction with the enclosed Goodman Group Tax Return Guide 2023.

Please retain this statement for income tax purposes.

### Part A - Summary of 2022-23 Income Tax Return and Tax Return (supplementary section) items

#### Goodman Logistics (HK) Limited dividends

Dividend components	Tax return label	Amount \$
Assessable foreign source income	20E	\$125.00
Net foreign source income	20M	\$125.00
Foreign income tax offsets	20O	Nil

#### Goodman Limited (GL) dividends

Dividend components	Tax return label	Amount \$
Unfranked amount	11S	Nil
Franked amount	11T	Nil
Franking credit	11U	Nil
TFN amounts withheld	11V	Nil

#### Goodman Industrial Trust (GIT) distributions

Tax Return (supplementary section)	Tax return label	Amount \$
Australian income – non-primary production	13U	\$103.41
Franked distributions from trusts	13C	\$17.23
Share of franking credits from franked dividends	13Q	\$5.17
TFN amounts withheld	13R	Nil
Tax paid by trustee	13S	Nil
Non resident withholding tax	13A	Nil
Net capital gain	18A	\$488.91
Total current year capital gains	18H	\$977.82
Assessable foreign source income	20E	\$105.01
Net foreign source income	20M	\$105.01
Foreign income tax offsets	20O	\$7.71

**Part B: Additional information for Question 18 (supplementary section)**

<b>Capital gains</b>	<b>Tax return label</b>	<b>Amount \$</b>
Discount method ('grossed-up' amount)		\$977.82
Indexation method		N/A
Other method		Nil
<b>Total current year capital gains</b>	18H	\$977.82

**Part C: Components of distributions**

<b>Net dividends/distributions for the year ended 30 June 2023</b>	<b>Cash dividend/distribution \$</b>	<b>Tax offsets \$</b>	<b>Assessable amount \$</b>
<b>Foreign income Goodman Logistics (HK) Limited – dividends</b>			
Foreign dividend – unfranked (paid 25 August 2023 and assessable for the year ending 30 June 2024)	\$250.00	Nil	\$125.00
<b>Sub-total (A)</b>	\$250.00	Nil	\$125.00
<b>Australian income Goodman Limited (GL) – dividends</b>			
Dividends – unfranked	Nil	Nil	Nil
Dividends – franked	Nil	Nil	Nil
<b>Sub-total (B)</b>	Nil	Nil	Nil
<b>Australian income Goodman Industrial Trust (GIT) – distributions</b>			
Interest	\$90.87		\$90.87
Other income	\$12.54		\$12.54
Other income NCMI	Nil		Nil
Unfranked distributions	Nil		Nil
Total non-primary production income*	\$103.41		\$103.41
<b>Franked distributions*</b>	\$12.06	\$5.17	\$17.23
<b>Capital gains</b>			
Discounted method – 50% – TARP	\$488.91		\$488.91
Discounted method – 50% – non-TARP	Nil		Nil
CGT concession amount – TARP	\$488.91		
CGT concession amount – non-TARP	Nil		
Other method – TARP	Nil		Nil
Other method – non-TARP	Nil		Nil
Distributed capital gains*	\$977.82		
<b>Total net capital gains</b>			\$488.91
<b>Foreign income</b>			
Assessable foreign income*	\$97.30	\$7.71	\$105.01
<b>Non-assessable amounts</b>			
Tax-deferred amounts*	\$59.41		
<b>Other amounts withheld from distributions</b>			
TFN amounts withheld	Nil		
Credit for tax paid by trustee	Nil		
Non resident withholding tax	Nil		
<b>Sub-total (C)</b> (Sum of *Components less Other amounts withheld from Distributions)	<b>\$1,250.00</b>		
<b>Total net cash distributions</b>	<b>\$1,500.00</b>		
Comprising of:			
(A) Total cash from Goodman Logistics (HK) Limited	\$250.00		
(B) Total cash from Goodman Limited (GL)	Nil		
(C) Total cash from Goodman Industrial Trust (GIT)	\$1,250.00		

Please retain this statement for income tax purposes.



**Mirvac Limited**  
 ABN 92 003 280 699  
**Mirvac Funds Limited**  
 ABN 70 002 561 640  
 AFSL 233121  
 as responsible entity of the  
**Mirvac Property Trust**  
 ARSN 086 780 645

All correspondence to:  
 Link Market Services Limited  
 Locked Bag A14  
 Sydney South NSW 1235 Australia  
 Freecall: +61 1800 356 444  
 Email: [registrars@linkmarketservices.com.au](mailto:registrars@linkmarketservices.com.au)  
 Website: [www.linkmarketservices.com.au](http://www.linkmarketservices.com.au)



005 000962

WATKO PTY LTD  
 <WATKO SUPERANNUATION A/C>  
 7 VOLUNTEER ROAD  
 KENTHURST NSW 2156

**STATEMENT DATE:** 31 August 2023  
**REFERENCE NUMBER:** X\*\*\*\*\*6138

TFN/ABN RECEIVED AND RECORDED

## Mirvac Group

### Attribution Managed Investment Trust Member Annual Statement and Guide

FOR THE YEAR ENDED 30 JUNE 2023

This Mirvac Group 2023 Attribution Managed Investment Trust (“AMIT”) Member Annual Statement and Guide have been prepared to assist you with the completion of your Australian Income Tax Return for the year ended 30 June 2023.

PERIOD END DATE	NO. OF SECURITIES HELD AT PERIOD END	DISTRIBUTION AMOUNT PER SECURITY	MIRVAC PROPERTY TRUST DISTRIBUTIONS	MIRVAC LTD DIVIDEND	TOTAL
31/12/2022 (paid 28/02/2023)	10,000	\$0.052	\$520.00	\$0.00	\$520.00
30/06/2023 (paid 31/08/2023)	10,000	\$0.053	\$530.00	\$0.00	\$530.00
<b>Total Paid</b>		<b>\$0.105</b>	<b>\$1,050.00</b>	<b>\$0.00</b>	<b>\$1,050.00</b>

#### PART A – SUMMARY OF 2023 TAX RETURN/SUPPLEMENTARY SECTION ITEMS

ITEM	INDIVIDUAL TAX RETURN LABELS	AMOUNT
Franked dividend income	11T	\$0.00
Franking credits	11U	\$0.00
TFN amounts withheld from dividends	11V	\$0.00
Franked distributions from trusts	13C	\$0.00
Non primary production income	13U	\$555.24
Franking credits from trusts	13Q	\$0.00
Credit for non-resident withholding amounts (excluding capital gains)	13A	\$0.00
Credit for TFN/ABN amounts withheld from interest, dividends and unit trust distributions	13R/13P	\$0.00
Total current year capital gains	18H	\$380.20
Net capital gain	18A	\$190.10
Credit for non-resident capital gains withholding amounts	18X	\$0.00
Assessable foreign sourced income/Other net foreign source income	20E/20M	\$0.00
Foreign income tax offset	20O	\$0.00



## PART B - COMPONENTS OF ATTRIBUTION

	NOTES	CASH DISTRIBUTION	FRANKING CREDITS	ATTRIBUTED TAXABLE INCOME	INDIVIDUAL TAX RETURN LABEL
<b>Australian Income</b>					
Dividends franked	1	\$0.00	\$0.00	\$0.00	
Dividends unfranked	2	\$0.00		\$0.00	
Interest	3	\$1.78		\$1.78	
NCMI – Non-primary production	4	\$0.06		\$0.06	
Excluded from NCMI – Non-primary production	5	\$3.36		\$3.36	
Other Income	6	\$550.04		\$550.04	
<b>Non primary production income</b>		<b>\$555.24</b>	<b>\$0.00</b>	<b>\$555.24</b>	13U
<b>Capital Gains</b>					
			FOREIGN INCOME TAX OFFSET		
Capital gains discount – Taxable Australian property	7 & 13	\$190.10		\$190.10	
Capital gains discount – Non-taxable Australian property	7 & 13	\$0.00		\$0.00	
Capital gains other – Taxable Australian property	8 & 13	\$0.00		\$0.00	
Capital gains other – Non-taxable Australian property	8 & 13	\$0.00		\$0.00	
NCMI - capital gains	4	\$0.00		\$0.00	
Excluded from NCMI - capital gains	5	\$0.00		\$0.00	
<b>Distributed capital gains</b>		<b>\$190.10</b>			
<b>Net capital gains</b>				<b>\$190.10</b>	18A
<b>Assessable Foreign Income</b>	9 & 10	<b>\$0.00</b>	<b>\$0.00</b>	<b>\$0.00</b>	20E/20M
<b>Non-Assessable Amounts</b>					
Non-assessable amounts	11	\$304.66			
<b>Total Cash Distribution</b>		<b>\$1,050.00</b>			

## PART C - ATTRIBUTION MANAGED INVESTMENT TRUST (“AMIT”) COST BASE ADJUSTMENTS

AMIT cost base net increase amount	12	\$0.00
AMIT cost base net decrease amount	12	\$114.56

## PART D - ADDITIONAL CAPITAL GAINS INFORMATION FOR ITEM 18

Capital gains – discount method (grossed up amount)	13	\$380.20	
Capital gains - other		\$0.00	
<b>Total Current Year Capital Gains</b>		<b>\$380.20</b>	18H

## PART E - WITHHOLDING AND ATTRIBUTION MANAGED INVESTMENT TRUST (“AMIT”) AMOUNTS

<b>Withholding and AMIT Amounts</b>					
Credit for TFN/ABN amounts withheld from interest, dividends and unit trust distributions	14	\$0.00			13R/13P
Total of the amounts withheld by the payer from your AMIT fund payments	15	\$0.00			
Total of the fund payments covered by this payment summary	15	\$0.00			
Total non-resident withholding tax withheld from interest	16	\$0.00			
Name of recipient of the withholding payments fund payments					
Recipient’s TFN or ABN			Provided		

Please retain this statement for Australian Income Tax purposes.

# AMIT Member Annual Statement Guide

This Guide provides general information to assist in the completion of an Australian Income Tax Return for the financial year ended 30 June 2023. This guide has been prepared on the basis that you hold your Mirvac Group securities on capital account. Whilst every care has been taken in the preparation of this Guide, Mirvac Group does not provide taxation advice and nothing in this document is to be regarded as advice. If you have any doubt about your tax position, or if you require any further information about your tax affairs or the completion of an Australian Income Tax Return, you should consult your professional adviser without delay.

Mirvac Property Trust ("MPT") is an attribution managed investment trust ("AMIT") for the year ended 30 June 2023. Information on the AMIT regime can be obtained from the My Securities section of the Investor Centre section of Mirvac's website at <https://www.mirvac.com/investor-centre>.

## PART A – WHAT DO YOU DO WITH THE AMOUNTS THAT APPEAR IN PART A?

Your AMIT Member Annual Statement has been designed so that the amounts in Part A correspond with the amounts you are required to enter into your 2023 Individual Tax Return/Supplementary Section for Australian-residents and includes the distribution components from your investment that are relevant for the completion of your Australian Income Tax Return. Please note that there are no dividend amounts from Mirvac Limited to be included in your Australian Income Tax Return for the year ended 30 June 2023.

## PART B – WHAT DO YOU DO WITH THE AMOUNTS THAT APPEAR IN PART B?

Part B of your AMIT Member Annual Statement provides additional information relating to the components of the distribution from MPT that were attributed to you in respect of the year ended 30 June 2023. Please note that there were no dividend amounts from Mirvac Limited to be included in your Australian Income Tax Return for the year ended 30 June 2023.

### NON PRIMARY PRODUCTION INCOME

#### Note 1 - Dividends – Franked amounts

This is your share of franked dividends. Your share of franking credits in relation to franked dividends is provided in the "Franking Credits" column. Although you do not receive the franking credits in cash, you must, in most cases, include them as part of your assessable income in your tax return. You may be entitled to tax offsets in respect of the franking credits distributed, to reduce your income tax or give you a tax refund.

#### Note 2 - Dividends – Unfranked amounts

This is your share of unfranked dividends. No franking credits are attached to these dividends.

#### Note 3 – Interest

This income relates to interest earned on amounts such as cash or fixed interest for securities held in Australia.

#### Note 4 - NCMI

"NCMI" refers to non-concessional managed investment trust income.

#### Note 5 - Excluded from NCMI

"Excluded from NCMI" refers to income that would be NCMI but for a transitional election made by MPT or its sub trusts.

#### Note 6 - Other Income

Other income is any other income from Australian sources (excluding capital gains) that is taxable. This includes rental income from direct or indirect property investments but excludes income from NCMI non-primary production and income Excluded from NCMI - non-primary production.

### CAPITAL GAINS

#### Note 7 – Capital Gains Discount

Capital gains discount are gains on the disposal of investments that have been held for at least 12 months. The gain has been reduced by 50 per cent as a result of the Capital Gains Tax ("CGT") discount. For additional information refer to Part D overleaf.

## Note 8 – Capital Gains – Other

Capital gains – other shows the part of the capital gains where the discount method has not been applied (such as for CGT assets held for less than 12 months or capital gains where the indexation method has been applied).

## FOREIGN INCOME

### Note 9 – Assessable Foreign Income

Foreign assessable income is foreign income including foreign sourced interest income, foreign dividend income and foreign rental income which is attributed at 30 June 2023.

### Note 10 – Foreign Income Tax Offset

Foreign income tax offsets are tax offsets you may be entitled to or in respect to tax paid on foreign sourced income included in your assessable income. The foreign income tax offset is only available to non-residents in certain circumstances such as where certain income distributed is taxed as assessable income in Australia. Your entitlement to a foreign income tax offset may be subject to a foreign tax offset limit. We recommend you refer to the Australian Taxation Office (“ATO”) publication “Guide to Foreign Income Tax Offset Rules 2023”. This can be downloaded from the ATO website at [www.ato.gov.au](http://www.ato.gov.au).

## NON-ASSESSABLE AMOUNTS

### Note 11 – Non-Assessable Amounts

Non-assessable amounts are distributions that are not immediately assessable for income tax purposes and are therefore not included in your Australian Income Tax Return. Under the AMIT regime you should not reduce your cost base for the non-assessable amount.

Under the AMIT regime, the adjustment to the cost base of your MPT units will be determined in accordance with the figures in Part C.

## PART C – WHAT DO YOU DO WITH THE AMOUNTS THAT APPEAR IN PART C?

## AMIT COST BASE ADJUSTMENTS

### Note 12 – AMIT Cost Base Amounts

Under the AMIT regime you must:

- increase the cost base in your MPT units by your share of the MPT’s taxable income (before the application of the CGT discount); and
- decrease the cost base in your MPT units by the amount distributed to you.

If there is a net decrease amount that exceeds the cost base of your MPT units, the excess will be treated as a capital gain. The amount stated in Part C represents the net change in the cost base in your MPT units for the year ended 30 June 2023. For this year, you will have a net decrease in your cost base.

## PART D – WHAT DO YOU DO WITH THE AMOUNTS THAT APPEAR IN PART D?

### Note 13 – Additional Capital Gains Information

Part D of your AMIT Member Annual Statement provides additional CGT information relating to the components of the distributions from MPT. There are three methods that are used to calculate a capital gain: indexation method; the discount method and the other method. There is only one way to calculate a capital loss. In some cases, you may be able to choose either the discount or indexation method to calculate your capital gain. In these cases you can use the method that gives you the better result. We recommend you refer to the ATO website page, “Guide to Capital Gains Tax 2023” and the publication “Personal Investors Guide to Capital Gains Tax 2023”. The ATO website address is [www.ato.gov.au](http://www.ato.gov.au).

The discounted capital gain amount and the net capital gain amount in the capital gains section of Part B are based on the 50 per cent CGT discount, which is available to individuals and trusts. Accordingly, a company or complying superannuation fund should use the information contained in the “Additional Capital Gains Information” section in Part D as a basis to determine their net capital gain amount to be included in the 2023 Australian Income Tax Return. We recommend you refer to the ATO website page, “Guide to Capital Gains Tax 2023” and the publication “Personal Investors Guide to Capital Gains Tax 2023”. The ATO website address is [www.ato.gov.au](http://www.ato.gov.au).

If you disposed of your investment in Mirvac Group during the year ended 30 June 2023 you may be required to declare a gain or loss on your investment. This should also be disclosed under Item 18.

## PART E – WHAT DO YOU DO WITH THE AMOUNTS THAT APPEAR IN PART E?

### Note 14 – Credit for TFN/ABN Amounts Withheld


If you have not provided a TFN, ABN or exemption for your investment, withholding tax at the highest marginal rate (including Medicare levy) of 47.0 per cent has been deducted from your distributions. You should record the total amount detailed at “Credit for TFN/ABN amounts withheld” at item 13R or 13P.

### Note 15 – Total Amount of “Fund Payments” Made to Non-Resident and Applicable Tax Withheld from those Payments

If you are a non-resident securityholder, tax has been withheld from parts of your distribution that related to certain Australian sourced income. A Payment Summary for the year ended 30 June 2023 has been provided to you in Part E because tax has been withheld from your distribution.

### Note 16 – Total Non-Resident Withholding Tax Withheld from Interest

If you are a non-resident securityholder, non-resident withholding tax has been deducted from your interest income. A Payment Summary for the year ended 30 June 2023 has been provided to you in Part E because tax has been withheld from your distribution.



This guide provides general information to assist in the completion of an Australian Income Tax Return for the financial year ended 30 June 2023. This guide has been prepared on the basis that you hold your Mirvac Group securities on capital account. Whilst every care has been taken in the preparation of this Guide, Mirvac Group does not provide taxation advice and nothing in this document is to be regarded as advice. If you have any doubts about your tax position, or if you require any further information about your tax affairs or the completion of income tax return, you should consult your professional adviser without delay.

002922 000 TCL  
 WATKO PTY LTD  
 <WATKO SUPERANNUATION A/C>  
 7 VOLUNTEER ROAD  
 KENTHURST NSW 2156

## Update Your Information

 [www.computershare.com.au/easyupdate/tcl](http://www.computershare.com.au/easyupdate/tcl)

 **Computershare Investor Services Pty Limited**  
 GPO Box 2975 Melbourne  
 Victoria 3001 Australia

 (within Australia) 1300 360 146  
 (international) +61 3 9415 4315

Holder Identification  
 Number (HIN)

HIN WITHHELD

## Annual Tax Statement

### TRIPLE STAPLED SECURITIES - DISTRIBUTIONS

Australian resident individual investors should use the below Tax Statement to assist in completing their 2023 Income Tax Return. This Annual Tax Statement should be read in conjunction with the Transurban Tax Statement Guide, available on the Transurban website at [www.transurban.com/investor-centre/distributions-and-tax/tax-guides](http://www.transurban.com/investor-centre/distributions-and-tax/tax-guides). If an investor has a tax year ending on a date other than 30 June, they should seek advice from their tax adviser.

Transurban Holding Trust ("THT") is an Attribution Managed Investment Trust ("AMIT") for the year ended 30 June 2023. It is required to provide you with an AMIT Member Annual ("AMMA") Statement. This Annual Tax Statement is also your AMMA Statement in respect of your security holding in THT during the year ended 30 June 2023. This AMMA Statement also provides a reasonable estimate of the AMIT cost base net amount for the year ended 30 June 2023.

This Annual Tax Statement and accompanying notes are not intended to be tax advice and investors should consult a professional tax adviser if necessary for completion of income tax returns.

### PART A: SUMMARY OF 2023 INCOME TAX RETURN FOR INDIVIDUAL (INCLUDING SUPPLEMENTARY SECTIONS)

Item	Australian Resident Individual Tax Return Label	Total
Dividends - Franked	11T	\$66.68
Franking credit	11U	\$28.58
Share of non-primary production income	13U	\$869.29
Franked distributions from trusts	13C	\$5.69
Share of franking credits from franked dividends	13Q	\$1.71
Share of credit for TFN amounts withheld	13R	\$0.00
Share of credit for foreign resident withholding amounts	13A	\$0.00
Net capital gain	18A	\$2.71
Total current year capital gains	18H	\$5.42

### PART B: COMPONENTS

Dividend - Transurban Holdings Limited <sup>1</sup>	30 June 2022 (paid August 2022)	31 December 2022 (paid February 2023)	Total
Dividends - Franked	\$66.68	\$0.00	\$66.68
Franking Credit / Tax Offset	\$28.58	\$0.00	\$28.58
Distribution - Transurban Holding Trust <sup>2</sup> Assessable Australian Income (Attribution Amounts)	31 December 2022 (paid February 2023)	30 June 2023 (paid August 2023)	Total
Interest Income	\$214.87	\$197.27	\$412.14
Rent and Other Income <sup>3</sup>	\$216.22	\$218.58	\$434.80
Non-Concessional MIT Income (NCMI)	\$10.00	\$12.35	\$22.35
Discounted Capital Gains TARP	\$0.00	\$2.71	\$2.71
Other Capital Gains Distribution	\$0.00	\$2.71	\$2.71
Franked Distribution	\$0.00	\$3.98	\$3.98
Franking Credit / Tax Offset	\$0.00	\$1.71	\$1.71
Other - Transurban Holding Trust <sup>4</sup>	31 December 2022 (paid February 2023)	30 June 2023 (paid August 2023)	Total
Non-Assessable Amount	\$442.42	\$579.27	\$1,021.69
TFN / ABN Withholding	\$0.00	\$0.00	\$0.00
AMIT Withholding	\$0.00	\$0.00	\$0.00
Non-Resident Withholding	\$0.00	\$0.00	\$0.00

**Net Cash Distribution For The Year - Transurban Holding Trust<sup>4</sup>**

Gross Distribution (paid February 2023)	\$883.51
Tax withheld	\$0.00
Gross Distribution (paid August 2023)	\$1,016.87
Tax withheld	\$0.00
<b>Net cash distributions applicable to the year ended 30 June 2023</b>	<b>\$1,900.38</b>

**PART C: AMIT COST BASE ADJUSTMENTS - Transurban Holding Trust<sup>4</sup>**

AMIT cost base net increase amount	\$0.00
AMIT cost base net decrease amount	\$1,021.69

**Notes:**

1. This dividend represents the payment from Transurban Holdings Limited ABN 86 098 143 429.
2. This distribution represents the payment from Transurban Holding Trust ABN 30 169 362 255.
3. Rent and Other Income includes amounts that are 'Excluded from NCMI'. 'Excluded from NCMI' refers to amounts that would have been NCMI but are not NCMI due to the application of any of the following provisions:
  - Subsection 12-437(5) in Schedule 1 to the *Taxation Administration Act 1953* ("TAA 1953") – approved economic infrastructure facility exception;
  - Section 12-440 in Schedule 1 to the TAA 1953 – MIT cross staple arrangement income transitional provisions.
4. These disclosures relate to the distribution from Transurban Holding Trust ABN 30 169 362 255.

Your Ref: WatkoSF

10 October 2023

The Trustee  
The Watko Superannuation Fund  
c/- Roach & Bruce Consulting Pty Ltd  
Suite 7 Level 5  
66 Hunter Street  
**SYDNEY NSW 2000**

Dear Trustee,

**Subject: Actuarial Certificate – Tax Exempt Percentage for the 2022/23 year  
The Watko Superannuation Fund**

Thank you for requesting this actuarial certificate from Verus SMSF Actuaries.

#### Results

We calculate that the tax exempt percentage for The Watko Superannuation Fund in the 2022/23 financial year is **76.07%**.

#### More Information

Further details regarding this actuarial certificate are contained in the appendices, including:

- Appendix 1: Data Summary
- Appendix 2: Detailed Results
- Appendix 3: Further Information

Note that the results in this certificate are based on the information provided to us. If there are any material changes to the information provided, please contact us, as the results may need to be updated.

If you would like to discuss any aspect of this actuarial certificate, please don't hesitate to contact us.

Yours sincerely,



**Geoff Morley**, BCom, BSc, FIAA  
Consulting Actuary

Verus Reference Number: ZC13942034283

## Appendix 1 - Data Summary

### Contact Details

Name	Sam Lee
Company	Roach & Bruce Consulting Pty Ltd
Telephone	02 9232 8211

### Fund Details

Fund Name	The Watko Superannuation Fund
Name of Trustee	Watko Pty Ltd
Tax Year for Actuarial Certificate	2022/23
ABN of Fund	19 507 848 910

### Member Details

Members' Names	Jennifer Watkins
	Paul Watkins

### Financial Details

	Amount (\$)
Opening Balance at 1 July 2022	3,708,940.97
Concessional Contributions	0.00
Non-concessional Contributions	0.00
Rollovers-in	0.00
Rollovers-out	0.00
Lump Sum and Pension Benefits Paid	71,000.00
Other Net Income	273,282.87
Closing Balance at 30 June 2023	3,911,223.84

We understand that the Fund's financial statements have not been audited at the time this certificate has been prepared.

### Segregation

The Fund did not have any segregated current pension assets during the financial year.



**Appendix 2 - Detailed Results**

Tax Exempt Percentage

This actuarial certificate has been prepared to provide the tax exempt percentage applying to The Watko Superannuation Fund for the 2022/23 financial year.

During the 2022/23 financial year, the Fund contained only member accounts in accumulation phase and account based pensions. Therefore no assumptions about future inflation, investment returns or discount rates have been required to calculate the tax exempt percentage. Only data regarding the Fund’s balances in accumulation phase and the Fund’s balances in retirement phase plus details of transactions within, to and from the Fund during the year have been provided for this calculation.

Using the data supplied, we have calculated the tax exempt percentage based on the ratio below:

$$\frac{\text{Average value of current pension liabilities}}{\text{Average value of superannuation liabilities}}$$

$$= \$2,791,957 / \$3,670,388$$

$$= 76.07\%$$

The values for the current pension liabilities and the superannuation liabilities shown above are time weighted average balances over the financial year. Segregated current pension assets and segregated non-current assets (if any) have been excluded from the values shown above.

Member Breakdown

To assist you, we have also calculated the breakdown of the tax exempt percentage between the Fund’s members, as follows:

<b>Member Name</b>	<b>Tax Exempt Percentage</b>	<b>Taxable Percentage</b>
Jennifer Watkins	27.57%	1.06%
Paul Watkins	48.50%	22.87%
Reserve	0.00%	0.00%
<b>Total</b>	<b>76.07%</b>	<b>23.93%</b>

This breakdown between members is not required for the Fund’s tax return, but may assist in other ways, for example with allocating the Fund’s tax liabilities between members.

### **Appendix 3 - Further Information**

#### Actuarial Standards

This actuarial certificate has been prepared in accordance with Professional Standard 406 of the Institute of Actuaries of Australia.

#### Other Comments

We have been informed by the trustee and/or their advisors that the relevant pension liabilities meet the requirements to be considered a retirement phase superannuation income stream. We have relied upon this information in preparing this actuarial certificate.

As required under Professional Standard 406, we are satisfied that the value of particular liabilities of the Fund at a particular time as set out in this certificate is the amount of the Fund's assets, together with any future contributions in respect of the benefits concerned and expected earnings on the assets and contributions after that time, that would provide the amount required to discharge those liabilities as they fall due.

We also document the following information items provided to us, and upon which we have relied, when preparing this certificate:

<b>Item</b>	<b>Information Provided</b>
Does the Fund meet the definition of Disregarded Small Fund Assets for the tax year covered by this certificate?	Yes
Have the trustee(s) chosen (if eligible) to treat all of the assets of the fund as not being segregated current pension assets for the whole of the tax year covered by this certificate?	N/A

#### Requirement for and Use of Actuarial Certification

This actuarial certificate is required so that the Fund can claim an exemption from tax on the investment income derived from the unsegregated assets supporting members' balances that are in retirement phase. The certificate should be obtained before the Fund submits its tax return. It does not need to be submitted with the Fund's tax return, but should be retained in the Fund's records.

An actuarial certificate is required for a Fund that has been partly in retirement phase and partly in accumulation phase during the year and which is not applying the segregated method throughout the year. Therefore an actuarial certificate is not required if:

- The Fund was entirely in accumulation phase for the whole of the tax year; or
- The Fund was entirely in retirement phase for the whole of the tax year; or
- The Fund's retirement phase assets and accumulation phase assets were fully segregated throughout the tax year.

The tax exempt percentage should be applied to the Fund's assessable income (excluding any non-arm's length income, concessional contributions and any income derived from segregated assets) to determine how much income is exempt from tax.

<b>Client name</b>	THE WATKO SUPERANNUATION FUND	<b>Fin Accounts Prepared by</b>	SAM LEE
<b>Client code</b>	WATKOSF/418	<b>Date prepared</b>	11-Oct-2023
<b>Year ended</b>	30-Jun-2023	<b>Reviewed by</b>	
<b>SRN/HIN</b>	X0051176138	<b>Date reviewed</b>	
<b>Postcode</b>	2156	<a href="#">Back to Cover</a>	

**Benefits Paid**

b Did the member participate in early access to super?

N/A

1.1 a Were there pension benefits paid to members during the financial year?

Yes

c Have you confirmed with the ATO, the tax free low rate cap of the Superannuation Lump Sum benefit for the following members?

Yes

[Enter name of member 1]

[Enter name of member 2]

[Enter name of member 3]

[Enter name of member 4]

*This amount is beneficial to members who have reached preservation age and are permanently retired (never intending to work again) as it is tax free. For the year ended 30 June 2019, 30 June 2020, 30 June 2021 & 30 June 2023 the thresholds are \$205,000, \$210,000, \$215,000 & \$230,000 respectively.*

Was there also an accumulation account for more than one day?

Yes

**WARNING - ACTUARIAL CERTIFICATE IS REQUIRED PRIOR TO LODGEMENT OF TAX RETURN. Otherwise pension exempt factor is zero**

<b>Client name</b>	THE WATKO SUPERANNUATION FUND	<b>Fin Accounts Prepared by</b>	SAM LEE
<b>Client code</b>	WATKOSF/418	<b>Date prepared</b>	11-Oct-2023
<b>Year ended</b>	30-Jun-2023	<b>Reviewed by</b>	
<b>SRN/HIN</b>	X0051176138	<b>Date reviewed</b>	
<b>Postcode</b>	2156	<a href="#">Back to Cover</a>	

<b>Minimum pension for the financial year beginning</b>	01-Jul-2022	
Days in financial year	365.00	
Name of members	<b>Jennifer</b>	<b>Paul</b>
Account ID (please use M0000X format)	<b>Pension</b>	<b>Pension</b>
Member's date of birth	16-Oct-1947	26-Oct-1949
Age at beginning of financial year audited	74	72
Pension commencement date	01-Jul-2015	01-Jul-2015
Is this a transition to retirement pension?	<b>No</b>	<b>No</b>
Days in pension during financial year	365	365
Member's account balance at the end of the previous financial year or when pension is commenced	1,025,986.82	1,804,523.36
Account based percentage for previous financial year	2.5%	2.5%
Minimum pension amount	25,650.00	45,110.00
Maximum pension amount		
Pension taken for the financial year ending 30 Jun 2023	25,890.00	45,110.00

<b>Client name</b>	THE WATKO SUPERANNUATION FUND	<b>Fin Accounts Prepared by</b>	SAM LEE
<b>Client code</b>	WATKOSF/418	<b>Date prepared</b>	11-Oct-2023
<b>Year ended</b>	30-Jun-2023	<b>Reviewed by</b>	
<b>SRN/HIN</b>	X0051176138	<b>Date reviewed</b>	
<b>Postcode</b>	2156	<a href="#">Back to Cover</a>	

**Minimum pension for the next financial year beginning**

01-Jul-2023

	<b>Jennifer</b>	<b>Paul</b>
Name of members		
Account ID (please use M0000X format)	<b>Pension</b>	<b>Pension</b>
Age at beginning of next financial year	75	73
Is this a transition to retirement pension?	<b>No</b>	<b>No</b>
Member's account balance at the beginning of the financial year	1,076,408.09	1,893,635.53
Account based percentage for next financial year	6.0%	5.0%
Minimum pension amount	64,580.00	94,680.00
Maximum pension amount		

1.2 Has the minimum pension requirement been met and paid out correctly?

Yes

1.3 Was the pension paid consistent with prior years?

Yes

1.4 Is the pension reversionary?

Yes

1.5 Does the pension member have a Commonwealth Seniors Health Card?

No

1.6 Was TBAR Reporting update to date? Add Relevant tag in Class Super.

Yes

**Creditors**

**2 & 3** Super fund does not have any creditors apart from tax liabilities (current and deferred) and/or accrued accounting/audit fees.

**Borrowings**

**4** Reviewed records and reasonably confirm that there were no borrowings that would cause the

**The Watko Superannuation Fund**  
**Pension Withdrawal Limits**  
**For the Period 1 July 2022 to 30 June 2023**

**Mrs Jennifer Watkins**  
**YTD Summaries**

	Drawdowns to date	Rqd. for Minimum	Minimum	Rqd for Plan	Plan*	Remaining until Max	Maximum	Tax Free %
Pension Account 010715	22,040.00	OK!	22,040.00	OK!	22,040.00	-	-	87.46%
Pension Account 010719	3,270.00	OK!	3,270.00	OK!	3,270.00	-	-	81.72%
Pension Account 010720	580.00	OK!	340.00	OK!	340.00	-	-	34.37%
<b>Totals</b>								
Gross Drawdowns	25,890.00	0.00	25,650.00	0.00	25,650.00			
PAYG Tax	0.00	0.00	0.00	0.00	0.00			
Net Drawdowns	25,890.00	0.00	25,650.00	0.00	25,650.00			

Footnotes:

\*The plan amount is the annual pension review amount or the minimum amount where no review amount is recorded.

**The Watko Superannuation Fund**  
**Pension Withdrawal Limits**  
**For the Period 1 July 2022 to 30 June 2023**

**Pension Payments**

Pension Account 010715

<b>Date</b>	<b>Gross Amount</b>	<b>PAYG</b>	<b>Net Amount</b>	<b>Description</b>
21/07/2022	3,114.75	0.00	3,114.75	part of \$10,000.00 Super payment Transfer to xx7833
16/09/2022	3,114.75	0.00	3,114.75	part of \$10,000.00 Pension payment Transfer to xx7833
02/11/2022	3,114.76	0.00	3,114.76	part of \$10,000.00 Pension payment Transfer to xx7833
30/11/2022	3,114.75	0.00	3,114.75	part of \$10,000.00 Pension Payment Transfer to xx7833
09/01/2023	3,114.76	0.00	3,114.76	part of \$10,000.00 Pension payment Transfer to xx7833
02/04/2023	3,114.75	0.00	3,114.75	part of \$10,000.00 Pension payment Transfer to xx7833
10/05/2023	3,351.48	0.00	3,351.48	part of \$11,000.00 Pension payment Transfer to xx7833
<b>Totals:</b>	<b>22,040.00</b>	<b>0.00</b>	<b>22,040.00</b>	

Pension Account 010719

<b>Date</b>	<b>Gross Amount</b>	<b>PAYG</b>	<b>Net Amount</b>	<b>Description</b>
21/07/2022	462.13	0.00	462.13	part of \$10,000.00 Super payment Transfer to xx7833
16/09/2022	462.13	0.00	462.13	part of \$10,000.00 Pension payment Transfer to xx7833
02/11/2022	462.12	0.00	462.12	part of \$10,000.00 Pension payment Transfer to xx7833
30/11/2022	462.13	0.00	462.13	part of \$10,000.00 Pension Payment Transfer to xx7833
09/01/2023	462.12	0.00	462.12	part of \$10,000.00 Pension payment Transfer to xx7833
02/04/2023	462.13	0.00	462.13	part of \$10,000.00 Pension payment Transfer to xx7833
10/05/2023	497.24	0.00	497.24	part of \$11,000.00 Pension payment Transfer to xx7833
<b>Totals:</b>	<b>3,270.00</b>	<b>0.00</b>	<b>3,270.00</b>	

Pension Account 010720

<b>Date</b>	<b>Gross Amount</b>	<b>PAYG</b>	<b>Net Amount</b>	<b>Description</b>
21/07/2022	48.05	0.00	48.05	part of \$10,000.00 Super payment Transfer to xx7833
16/09/2022	48.05	0.00	48.05	part of \$10,000.00 Pension payment Transfer to xx7833
02/11/2022	48.05	0.00	48.05	part of \$10,000.00 Pension payment Transfer to xx7833
30/11/2022	48.05	0.00	48.05	part of \$10,000.00 Pension Payment Transfer to xx7833
09/01/2023	48.05	0.00	48.05	part of \$10,000.00 Pension payment Transfer to xx7833
02/04/2023	48.05	0.00	48.05	part of \$10,000.00 Pension payment Transfer to xx7833
10/05/2023	291.70	0.00	291.70	part of \$11,000.00 Pension payment Transfer to xx7833
<b>Totals:</b>	<b>580.00</b>	<b>0.00</b>	<b>580.00</b>	

**The Watko Superannuation Fund**  
**Pension Withdrawal Limits**  
**For the Period 1 July 2022 to 30 June 2023**

**Mr Paul Watkins**  
**YTD Summaries**

	Drawdowns to date	Rqd. for Minimum	Minimum	Rqd for Plan	Plan*	Remaining until Max	Maximum	Tax Free %
Pension Account 010715	45,110.00	OK!	45,110.00	OK!	45,110.00	-	-	35.02%
Pension Account 010716	0.00	OK!	0.00	OK!	0.00	-	-	0.00%
<b>Totals</b>								
Gross Drawdowns	45,110.00	0.00	45,110.00	0.00	45,110.00			
PAYG Tax	0.00	0.00	0.00	0.00	0.00			
Net Drawdowns	45,110.00	0.00	45,110.00	0.00	45,110.00			

Footnotes:

\*The plan amount is the annual pension review amount or the minimum amount where no review amount is recorded.

**Pension Payments**

Pension Account 010715

Date	Gross Amount	PAYG	Net Amount	Description
21/07/2022	6,375.07	0.00	6,375.07	part of \$10,000.00 Super payment Transfer to xx7833
16/09/2022	6,375.07	0.00	6,375.07	part of \$10,000.00 Pension payment Transfer to xx7833
02/11/2022	6,375.07	0.00	6,375.07	part of \$10,000.00 Pension payment Transfer to xx7833
30/11/2022	6,375.07	0.00	6,375.07	part of \$10,000.00 Pension Payment Transfer to xx7833
09/01/2023	6,375.07	0.00	6,375.07	part of \$10,000.00 Pension payment Transfer to xx7833
02/04/2023	6,375.07	0.00	6,375.07	part of \$10,000.00 Pension payment Transfer to xx7833
10/05/2023	6,859.58	0.00	6,859.58	part of \$11,000.00 Pension payment Transfer to xx7833
<b>Totals:</b>	<b>45,110.00</b>	<b>0.00</b>	<b>45,110.00</b>	



<b>Client name</b>	THE WATKO SUPERANNUATION FUND	<b>Fin Accounts Prepared by</b>	SAM LEE
<b>Client code</b>	WATKOSF/418	<b>Date prepared</b>	11-Oct-2023
<b>Year ended</b>	30-Jun-2023	<b>Reviewed by</b>	
<b>SRN/HIN</b>	X0051176138	<b>Date reviewed</b>	
<b>Postcode</b>	2156	<a href="#">Back to Cover</a>	

**1 Benefits (member's balances)**

Reviewed member statements and agreed to financial report  
*Referred to attached Member Benefit Statements*

**2 Earnings**

Reviewed member statements and confirmed that incomes and expenses have been recorded and allocated correctly to members accounts.

**3 Reserves**

All earnings were allocated to members accounts. Ensure reserves were permitted and recorded in the financial report in accordance with the trustees' policy.

**4 Contributions**

Confirmed all contributions received have been allocated to the correct members account. Otherwise must be rejected within 28 days after the end of the month in which it is received. Refer to Schedule N

**5 External Superannuation Interests**

Do the member(s) have superannuation interests outside of the SMSF?

Has this been entered into Class?

**If No, enter into Class using the following steps: Select "Members" --> "Contribution Caps" --> "Edit" (bottom left corner) --> Under Total Superannuation Balance include it in the accumulation/retirement phase "External" box**

**6 Binding Death Benefit Nominations (BDBNs)**

BDBNs have been reviewed and are still valid?  
*Ensure has been entered into Class Super*

**Note: Does the trust deed provide for non-lapsing BDBNs? All new and amended Trust Deeds from Patricia Holdings should have this, please check para 51.2.8 or relevant paragraph. Members without dependants should amend their deed immediately)**

**BDBNs can only be left to financial dependants Check trust deed in the event of death of member and there is no binding death nomination**

**Witnesses to the BDBNs should not be trustees or beneficiaries of the super fund i.e. independent**

**The Watko Superannuation Fund**  
(ABN: 19 507 848 910)

**Consolidated Member Benefit Totals**

Period	Member Account Details
<b>1 July 2022 - 30 June 2023</b>	Residential Address: 7 Volunteer Road Kenthurst, NSW 2156
<b>Member</b>	Number: WATKIJO
<b>Mrs Jennifer Watkins</b>	Date of Birth: 16 October 1947 Date Joined Fund: 28 May 1996 Eligible Service Date: 28 May 1996 Tax File Number Held: Yes

*Note: this report provides a consolidated view of the Member's interests in the SMSF  
Refer to the Member Benefit Statements produced for each member account for further details*

**Your Accounts**

<b>Withdrawal Benefit as at 1 Jul 2022</b>	
Accumulation	38,873.50
Pension Account 010715	881,557.21
Pension Account 010719	130,741.12
Pension Account 010720	13,688.49
<b>Total as at 1 Jul 2022</b>	<b>1,064,860.32</b>
<b>Withdrawal Benefit as at 30 Jun 2023</b>	
Accumulation	41,644.19
Pension Account 010715	925,088.19
Pension Account 010719	137,195.73
Pension Account 010720	14,124.17
<b>Total as at 30 Jun 2023</b>	<b>1,118,052.28</b>

**Your Tax Components**

Tax Free	967,678.55
Taxable - Taxed	150,373.73
Taxable - Untaxed	-

**Your Preservation Components**

Preserved	-
Restricted Non Preserved	-
Unrestricted Non Preserved	1,118,052.28

**Your Insurance Benefits**

No insurance details have been recorded

**Your Beneficiaries**

**Binding Beneficiary Nomination\***

100% Paul Watkins (Spouse)

\* Nomination in effect from **31 May 2019**

**For Enquiries:**

phone **0292328211**

mail **The Watko Superannuation Fund, 7 Volunteer Road, Kenthurst NSW 2156**

The Watko Superannuation Fund  
(ABN: 19 507 848 910)

Member Benefit Statement

<b>Period</b>	<b>Member Account Details</b>
1 July 2022 - 30 June 2023	Residential Address: 7 Volunteer Road Kenthurst, NSW 2156
<b>Member</b> Number: WATKIJO	Date of Birth: 16 October 1947
Mrs Jennifer Watkins	Date Joined Fund: 28 May 1996
<b>Accumulation Account</b>	Eligible Service Date: 28 May 1996
Accumulation	Tax File Number Held: Yes
	Account Start Date: 28 May 1996

**Your Account Summary**

<b>Withdrawal Benefit</b> as at 1 Jul 2022	<b>38,873.50</b>
<i>Increases to your account:</i>	
Share Of Net Fund Income	2,651.99
Tax on Net Fund Income	118.70
<u>Total Increases</u>	<u>2,770.69</u>
<b>Withdrawal Benefit</b> as at 30 Jun 2023	<b>41,644.19</b>

**Your Tax Components**

Tax Free	100.0000 %	41,644.19
Taxable - Taxed		-
Taxable - Untaxed		-

**Your Preservation Components**

Preserved	-
Restricted Non Preserved	-
Unrestricted Non Preserved	41,644.19

**Your Insurance Benefits**

No insurance details have been recorded

**Your Beneficiaries**

**Binding Beneficiary Nomination\***

100% Paul Watkins (Spouse)

\* Nomination in effect from **31 May 2019**

For Enquiries:

phone 0292328211

mail The Watko Superannuation Fund, 7 Volunteer Road, Kenthurst NSW 2156

**The Watko Superannuation Fund**  
(ABN: 19 507 848 910)

**Member Benefit Statement**

Period	Member Account Details
<b>1 July 2022 - 30 June 2023</b>	Residential Address: 7 Volunteer Road Kenthurst, NSW 2156
<b>Member</b> Number: WATKIJO	Date of Birth: 16 October 1947
<b>Mrs Jennifer Watkins</b>	Date Joined Fund: 28 May 1996
<b>Pension Account</b>	Eligible Service Date: 28 May 1996
<b>Pension Account 010715</b>	Tax File Number Held: Yes
	Account Start Date: 1 July 2015

Your Account Summary	
<b>Withdrawal Benefit</b> as at 1 Jul 2022	<b>881,557.21</b>
<i><u>Increases to your account:</u></i>	
Share Of Net Fund Income	59,321.31
Tax on Net Fund Income	6,249.67
<u>Total Increases</u>	<u>65,570.98</u>
<i><u>Decreases to your account:</u></i>	
Pension Payments	22,040.00
<u>Total Decreases</u>	<u>22,040.00</u>
<b>Withdrawal Benefit</b> as at 30 Jun 2023	<b><u>925,088.19</u></b>

Your Tax Components		
Tax Free	87.4587 %	809,069.86
Taxable - Taxed		116,018.33
Taxable - Untaxed		-
Your Preservation Components		
Preserved		-
Restricted Non Preserved		-
Unrestricted Non Preserved		925,088.19
Your Insurance Benefits		
No insurance details have been recorded		
Your Beneficiaries		
Paul Watkins has been selected as the Reversionary Beneficiary for this Pension Account.		

**The Watko Superannuation Fund**  
(ABN: 19 507 848 910)

**Member Benefit Statement**

Period	Member Account Details
<b>1 July 2022 - 30 June 2023</b>	Residential Address: 7 Volunteer Road Kenthurst, NSW 2156
<b>Member</b> Number: WATKIJO	Date of Birth: 16 October 1947
<b>Mrs Jennifer Watkins</b>	Date Joined Fund: 28 May 1996
<b>Pension Account</b>	Eligible Service Date: 28 May 1996
<b>Pension Account 010719</b>	Tax File Number Held: Yes
	Account Start Date: 1 July 2019

Your Account Summary	
<b>Withdrawal Benefit</b> as at 1 Jul 2022	<b>130,741.12</b>
<i><u>Increases to your account:</u></i>	
Share Of Net Fund Income	8,797.73
Tax on Net Fund Income	926.88
<u>Total Increases</u>	<u>9,724.61</u>
<i><u>Decreases to your account:</u></i>	
Pension Payments	3,270.00
<u>Total Decreases</u>	<u>3,270.00</u>
<b>Withdrawal Benefit</b> as at 30 Jun 2023	<b><u>137,195.73</u></b>

Your Tax Components		
Tax Free	81.7154 %	112,110.07
Taxable - Taxed		25,085.66
Taxable - Untaxed		-
Your Preservation Components		
Preserved		-
Restricted Non Preserved		-
Unrestricted Non Preserved		137,195.73
Your Insurance Benefits		
No insurance details have been recorded		
Your Beneficiaries		
Paul Watkins has been selected as the Reversionary Beneficiary for this Pension Account.		

**The Watko Superannuation Fund**  
(ABN: 19 507 848 910)

**Member Benefit Statement**

Period	Member Account Details
<b>1 July 2022 - 30 June 2023</b>	Residential Address: 7 Volunteer Road Kenthurst, NSW 2156
<b>Member</b> Number: WATKIJO	Date of Birth: 16 October 1947
<b>Mrs Jennifer Watkins</b>	Date Joined Fund: 28 May 1996
<b>Pension Account</b>	Eligible Service Date: 28 May 1996
<b>Pension Account 010720</b>	Tax File Number Held: Yes
	Account Start Date: 1 July 2020

Your Account Summary	
<b>Withdrawal Benefit</b> as at 1 Jul 2022	<b>13,688.49</b>
<i><u>Increases to your account:</u></i>	
Share Of Net Fund Income	918.87
Tax on Net Fund Income	96.81
<u>Total Increases</u>	<u>1,015.68</u>
<i><u>Decreases to your account:</u></i>	
Pension Payments	580.00
<u>Total Decreases</u>	<u>580.00</u>
<b>Withdrawal Benefit</b> as at 30 Jun 2023	<b><u>14,124.17</u></b>

Your Tax Components		
Tax Free	34.3697 %	4,854.43
Taxable - Taxed		9,269.74
Taxable - Untaxed		-
Your Preservation Components		
Preserved		-
Restricted Non Preserved		-
Unrestricted Non Preserved		14,124.17
Your Insurance Benefits		
No insurance details have been recorded		
Your Beneficiaries		
Paul Watkins has been selected as the Reversionary Beneficiary for this Pension Account.		

## **Trustee**

The Trustee of the Fund is as follows:

Watko Pty Ltd

The directors of the Trustee company are:

Jennifer Watkins and  
Paul Watkins

## **Availability of Other Fund Information**

Additional information regarding your membership is available on request. What your Fund can do is governed by the provisions of its Trust Deed, which is available for inspection. If you require further information or clarification of any aspect of your membership of the Fund, please contact your Fund's Administrator or Trustee.

## **Trustee Disclaimer**

This statement has been prepared by the Trustee for the member whose name appears at the top of this statement. While every effort has been made by the Trustee to ensure the accuracy and completeness of this statement, the Trustee does not accept any liability for any errors, omissions or misprints.

Signed on behalf of the Trustee of the Fund

.....  
Jennifer Watkins  
Director - Watko Pty Ltd

.....  
Paul Watkins  
Director - Watko Pty Ltd

Statement Date: 30 June 2023

**The Watko Superannuation Fund**  
(ABN: 19 507 848 910)

**Consolidated Member Benefit Totals**

Period	Member Account Details
1 July 2022 - 30 June 2023	Residential Address: 7 Volunteer Road Kenthurst, NSW 2156
Member	Number: WATKIPO
Mr Paul Watkins	Date of Birth: 26 October 1949 Date Joined Fund: 28 May 1996 Eligible Service Date: 28 May 1996 Tax File Number Held: Yes

*Note: this report provides a consolidated view of the Member's interests in the SMSF  
Refer to the Member Benefit Statements produced for each member account for further details*

**Your Accounts**

<b>Withdrawal Benefit</b> as at 1 Jul 2022	
Accumulation	839,557.29
Pension Account 010715	1,804,523.36
<b>Total</b> as at 1 Jul 2022	<b>2,644,080.65</b>
<b>Withdrawal Benefit</b> as at 30 Jun 2023	
Accumulation	899,395.26
Pension Account 010715	1,893,635.53
<b>Total</b> as at 30 Jun 2023	<b>2,793,030.79</b>

**Your Tax Components**

Tax Free	864,791.59
Taxable - Taxed	1,928,239.20
Taxable - Untaxed	-

**Your Preservation Components**

Preserved	-
Restricted Non Preserved	-
Unrestricted Non Preserved	2,793,030.79

**Your Insurance Benefits**

No insurance details have been recorded

**Your Beneficiaries**

**Binding Beneficiary Nomination\***

100% Jennifer Watkins (Spouse)

\* Nomination in effect from 31 May 2019

**For Enquiries:**

phone 0292328211

mail The Watko Superannuation Fund, 7 Volunteer Road, Kenthurst NSW 2156



The Watko Superannuation Fund  
(ABN: 19 507 848 910)

Member Benefit Statement

<b>Period</b>	<b>Member Account Details</b>
1 July 2022 - 30 June 2023	Residential Address: 7 Volunteer Road Kenthurst, NSW 2156
<b>Member</b> Number: WATKIP0	Date of Birth: 26 October 1949
<b>Mr Paul Watkins</b>	Date Joined Fund: 28 May 1996
<b>Accumulation Account</b>	Eligible Service Date: 28 May 1996
<b>Accumulation</b>	Tax File Number Held: Yes
	Account Start Date: 28 May 1996

**Your Account Summary**

<b>Withdrawal Benefit</b> as at 1 Jul 2022	<b>839,557.29</b>
<i>Increases to your account:</i>	
Share Of Net Fund Income	57,274.59
Tax on Net Fund Income	2,563.38
<u>Total Increases</u>	<u>59,837.97</u>
<b>Withdrawal Benefit</b> as at 30 Jun 2023	<b>899,395.26</b>

**Your Tax Components**

Tax Free	22.4142 %	201,592.36
Taxable - Taxed		697,802.90
Taxable - Untaxed		-

**Your Preservation Components**

Preserved	-
Restricted Non Preserved	-
Unrestricted Non Preserved	899,395.26

**Your Insurance Benefits**

No insurance details have been recorded

**Your Beneficiaries**

**Binding Beneficiary Nomination\***

100% Jennifer Watkins (Spouse)

\* Nomination in effect from **31 May 2019**

For Enquiries:

phone 0292328211

mail The Watko Superannuation Fund, 7 Volunteer Road, Kenthurst NSW 2156

The Watko Superannuation Fund  
(ABN: 19 507 848 910)

Member Benefit Statement

<b>Period</b>	<b>Member Account Details</b>
1 July 2022 - 30 June 2023	Residential Address: 7 Volunteer Road Kenthurst, NSW 2156
<b>Member</b> Number: WATKIP0	Date of Birth: 26 October 1949
Mr Paul Watkins	Date Joined Fund: 28 May 1996
<b>Pension Account</b>	Eligible Service Date: 28 May 1996
Pension Account 010715	Tax File Number Held: Yes
	Account Start Date: 1 July 2015

Your Account Summary	
<b>Withdrawal Benefit</b> as at 1 Jul 2022	<b>1,804,523.36</b>
<i>Increases to your account:</i>	
Share Of Net Fund Income	121,429.25
Tax on Net Fund Income	12,792.92
<u>Total Increases</u>	<u>134,222.17</u>
<i>Decreases to your account:</i>	
Pension Payments	45,110.00
<u>Total Decreases</u>	<u>45,110.00</u>
<b>Withdrawal Benefit</b> as at 30 Jun 2023	<b>1,893,635.53</b>

Your Tax Components		
Tax Free	35.0225 %	663,199.23
Taxable - Taxed		1,230,436.30
Taxable - Untaxed		-
Your Preservation Components		
Preserved		-
Restricted Non Preserved		-
Unrestricted Non Preserved		1,893,635.53
Your Insurance Benefits		
No insurance details have been recorded		
Your Beneficiaries		
Jennifer Watkins has been selected as the Reversionary Beneficiary for this Pension Account.		

## **Trustee**

The Trustee of the Fund is as follows:

Watko Pty Ltd

The directors of the Trustee company are:

Jennifer Watkins and  
Paul Watkins

## **Availability of Other Fund Information**

Additional information regarding your membership is available on request. What your Fund can do is governed by the provisions of its Trust Deed, which is available for inspection. If you require further information or clarification of any aspect of your membership of the Fund, please contact your Fund's Administrator or Trustee.

## **Trustee Disclaimer**

This statement has been prepared by the Trustee for the member whose name appears at the top of this statement. While every effort has been made by the Trustee to ensure the accuracy and completeness of this statement, the Trustee does not accept any liability for any errors, omissions or misprints.

Signed on behalf of the Trustee of the Fund

.....  
Jennifer Watkins  
Director - Watko Pty Ltd

.....  
Paul Watkins  
Director - Watko Pty Ltd

Statement Date: 30 June 2023

# The Watko Superannuation Fund

## Members Summary Report - For the period 1/07/2022 to 30/06/2023

Member's Detail	Opening Balance	Increases				Decreases					Closing Balance	
		Contrib	Tran In	Profit	Ins Proc	Tax	Exp	Ins Prem	Tran Out	Ben Paid		
<b>Mrs Jennifer Watkins</b>												
7 Volunteer Road Kenthurst NSW 2156												
Accumulation	<b>Accumulation</b>	38,873.50	0.00	0.00	2,651.99	0.00	118.70	0.00	0.00	0.00	0.00	41,644.19
Pension	<b>Pension Account 010715</b>	881,557.21	0.00	0.00	59,321.31	0.00	6,249.67	0.00	0.00	0.00	(22,040.00)	925,088.19
Pension	<b>Pension Account 010719</b>	130,741.12	0.00	0.00	8,797.73	0.00	926.88	0.00	0.00	0.00	(3,270.00)	137,195.73
Pension	<b>Pension Account 010720</b>	13,688.49	0.00	0.00	918.87	0.00	96.81	0.00	0.00	0.00	(580.00)	14,124.17
		1,064,860.32	0.00	0.00	71,689.90	0.00	7,392.06	0.00	0.00	0.00	(25,890.00)	1,118,052.28
<b>Mr Paul Watkins</b>												
7 Volunteer Road Kenthurst NSW 2156												
Accumulation	<b>Accumulation</b>	839,557.29	0.00	0.00	57,274.59	0.00	2,563.38	0.00	0.00	0.00	0.00	899,395.26
Pension	<b>Pension Account 010715</b>	1,804,523.36	0.00	0.00	121,429.25	0.00	12,792.92	0.00	0.00	0.00	(45,110.00)	1,893,635.53
		2,644,080.65	0.00	0.00	178,703.84	0.00	15,356.30	0.00	0.00	0.00	(45,110.00)	2,793,030.79
		3,708,940.97	0.00	0.00	250,393.74	0.00	22,748.36	0.00	0.00	0.00	(71,000.00)	3,911,083.07



## Fund details

---

<b>Fund name</b>	THE TRUSTEE FOR HESTA
<b>Fund ABN</b>	64971749321
<b>Unique superannuation identifier (USI)</b>	HST0001AU
<b>Balance</b>	\$673,916.22
<b>As at</b>	30/06/2022
<b>Date reported</b>	30 June 2022
<b>Account opened</b>	28 June 2021
<b>Member account number</b>	16445695
<b>Recent contribution</b>	No
<b>Insurance</b>	No
<b>Fund website</b>	<a href="http://www.hesta.com.au/">http://www.hesta.com.au/</a>

---

<b>Fund name</b>	THE TRUSTEE FOR THE WATKO SUPERANNUATION FUND
<b>Balance</b>	\$1,064,860.32
<b>As at</b>	30/06/2022
<b>Date reported</b>	30 June 2022
<b>Account opened</b>	01 January 2012
<b>Member account number</b>	SMSF114261416407
<b>Recent contribution</b>	No
<b>Insurance</b>	Unknown

---

**Reported super balance** \$1,738,776.54

### Manage your contributions

'Reported super balance' may be different to your 'total superannuation balance'. To view your total superannuation balance, go to Contribution details.



## Fund details

You have been identified as a former temporary resident. For more information on how to claim your super refer to [Departing Australia superannuation payment essentials](https://ato.gov.au/departaustralia) (https://ato.gov.au/departaustralia).

<b>Fund name</b>	ATO held super
<b>Balance</b>	\$4,728.65
<b>Unclaimed superannuation</b>	\$4,728.65

<b>Fund name</b>	THE TRUSTEE FOR THE WATKO SUPERANNUATION FUND
<b>Balance</b>	\$2,644,080.65
<b>As at</b>	30/06/2022
<b>Date reported</b>	30 June 2022
<b>Account opened</b>	01 January 2012
<b>Member account number</b>	SMSF114261416390
<b>Recent contribution</b>	No
<b>Insurance</b>	Unknown

<b>Reported super balance</b>	\$2,648,809.30
-------------------------------	----------------

<b>Closed account name</b>	<b>Date closed</b>
<b>MLC MASTERKEY BUSINESS SUPER (INCLUDING MLC MASTERKEY PERSONAL SUPER)</b>	15 March 2023

### Manage your contributions

'Reported super balance' may be different to your 'total superannuation balance'. To view your total superannuation balance, go to Contribution details.

Client name	THE WATKO SUPERANNUATION FUND	Fin Accounts Prepared by	SAM LEE
Client code	WATKOSF/418	Date prepared	11-Oct-2023
Year ended	30/06/2023	Reviewed by	
SRN/HIN	X0051176138	Date reviewed	
Postcode	2156	<a href="#">Back to Cover</a>	

**1 Contributions**

Did the Super Fund receive any contributions during the financial year? Yes

For contributions received during the financial year, confirmed that contributions were received and allocated correctly to members' account and that where conditions of acceptance are not met, contributions have been rejected within allowed timeframe.

Where applicable, ensure s290-170 deduction notices are dated prior to commencement of pension (e.g. if there are deducted contributions made during the year and those contributions are rolled into a pension that same financial year, the contribution notices must be dated before the commencement date of the pension)

**2 Analysis of Employer Contributions**

Analytical review (10.5% of Wages and Salary or up to the annual maximum contribution base)

	Jennifer	Paul
Wages and Salary		
Super Guarantee Rate	10.50%	10.50%
Compulsory employer contribution	-	-
Contribution received by super fund		
Maximum Contribution Base is (minimum required by employer)	25,292.40	25,292.40

Confirmed with the employer the total contributions received by the super fund is correct and have been allocated correctly to individual member's account. Yes

**3 Conditions of Acceptance**

	Jennifer	Paul
Member's date of birth	16/10/1947	26/10/1949
Member's age at the end of the financial year	75	73

**Concessional Contribution (CC)**

Does the member have super balance below \$500,000 in the financial year ending 30 Jun 2022 No No

Member's concessional contribution cap is  
Concessional contribution received in financial year ending 30 Jun 2019

Member's concessional contribution cap is  
Concessional contribution received in financial year ending 30 Jun 2020

Member's concessional contribution cap is  
Concessional contribution received in financial year ending 30 Jun 2021

Member's concessional contribution cap is  
Concessional contribution received in financial year ending 30 Jun 2022

Member's concessional contribution cap is Concessional contribution received in financial year ending 30 Jun 2023	27,500.00	27,500.00
--	-----------	-----------





<b>Client name</b>	THE WATKO SUPERANNUATION FUND	<b>Fin Accounts Prepared by</b>	SAM LEE
<b>Client code</b>	WATKOSF/418	<b>Date prepared</b>	11-Oct-2023
<b>Year ended</b>	30/06/2023	<b>Reviewed by</b>	
<b>SRN/HIN</b>	X0051176138	<b>Date reviewed</b>	
<b>Postcode</b>	2156	<a href="#">Back to Cover</a>	

\$1.7m	Nil	N/A
--------	-----	-----

**4 Transfer In**

Obtained a copy of the rollover statement  
 Confirmed that where applicable all transfers/rollovers have been recorded correctly ensuring that benefits characteristics are maintained and there were no other issues in relation to any benefits transferred/rolled over during the year

**5 Contributions Splitting**

Was spouse splitting applicable during the year? **Confirm with AJB and clients**

N/A

Ensure the trust deed allows for contribution splitting  
 Ensure spouse meet conditions for splitting, either:  
 - less than their preservation age **or**  
 - between preservation age and 65 years and not retired  
 Ensure contributions splitting application is completed correctly prior to processing  
 Check amounts are consistent with prior year and ensure benefit paid and rollover statements are attached to workpapers

**6 Re-contribution Strategy**

Have you considered a re-contribution strategy for members of this fund?  
 \* Work-test requirement for members aged 67 or over for Non-concessional contributions  
 \* Members currently receiving transition to retirement pension - need to consider cost and benefits of this strategy  
 \* Tax-free and taxable components (less attractive if current tax-free component is already high)

N/A

Summarise your decision below:

**The Watko Superannuation Fund**  
**Contribution Caps**  
**For the Period From 1 July 2022 to 30 June 2023**

**Mr Paul Watkins**

**Date of Birth:** 26 Oct 1949  
**Age:** 73 (at 30/06/2023)  
**Status:** Member may be eligible for the bring forward rule, certain conditions apply

**Contributions Summary**

<b>Prior Year Contributions</b>		<b>Non-Concessional</b>	
The 'Bring Forward Rule' was unavailable in previous 2 years; member was 65 or older			N/A
3-year cap in effect from previous years			N/A
Total non-concessional contributions in previous 2 years			N/A
<b>Current Year Contributions</b>	<b>Note</b>	<b>Concessional</b>	<b>Non-Concessional</b>
Caps	1	27,500.00	0.00
Cumulative Available Unused Cap	2	0.00	0.00
Contributions made (to this fund)	3	0.00	0.00
Contributions made (to other funds)		0.00	0.00
Contributions as allocated		0.00	0.00
Amount above caps	4	0.00	0.00
Available		27,500.00	0.00

**Notes**

- 1 . Total Superannuation Balance was \$1.7 million or more at 30 June 2022, member not eligible to make Non-Concessional Contributions
- 2 . Total Superannuation Balance was \$500,000 or more at 30 June 2022, member not eligible to make catch-up concessional contributions
- 3 . Excludes any unmatched deposits
- 4 . Any excess concessional contributions are treated as non-concessional

---

**The Watko Superannuation Fund**  
**Contribution Caps**  
**For the Period From 1 July 2022 to 30 June 2023**

---

**Mrs Jennifer Watkins**

**Date of Birth:** 16 Oct 1947  
**Age:** 75 (at 30/06/2023)  
**Status:** Member is eligible to contribute up to their birth day, other conditions apply

**Contributions Summary**

**Prior Year Contributions**

The 'Bring Forward Rule' was unavailable in previous 2 years; member was 65 or older	<b>Non-Concessional</b>
3-year cap in effect from previous years	N/A
Total non-concessional contributions in previous 2 years	N/A

<b>Current Year Contributions</b>	<b>Note</b>	<b>Concessional</b>	<b>Non-Concessional</b>
Caps	1	27,500.00	0.00
Cumulative Available Unused Cap	2	0.00	0.00
Contributions made (to this fund)	3	0.00	0.00
Contributions made (to other funds)		0.00	0.00
Contributions as allocated		0.00	0.00
Amount above caps	4	0.00	0.00
Available		<hr/> 27,500.00	0.00

**Notes**

- 1 . Total Superannuation Balance was \$1.7 million or more at 30 June 2022, member not eligible to make Non-Concessional Contributions
- 2 . Total Superannuation Balance was \$500,000 or more at 30 June 2022, member not eligible to make catch-up concessional contributions
- 3 . Excludes any unmatched deposits
- 4 . Any excess concessional contributions are treated as non-concessional



## Total superannuation balance

Your client's total superannuation balance is used to determine their eligibility to make contributions, receive co-contributions, and their spouse's eligibility to claim a tax offset for spouse contributions they make. For your clients who are members of a self-managed super fund, or small APRA fund, the trustee of the fund will also use their members' total superannuation balance to determine whether the segregated assets method can be used to calculate exempt current pension income.

<b>Date generated</b>	11/10/2023
<b>Total superannuation balance as at 30/06/2022</b>	\$1,738,776.54

### Financial year 2021 - 2022

<b>Accumulation phase</b>	<b>\$38,873.50 CR</b>
Fund	THE WATKO SUPERANNUATION FUND
USI	00000000000000
Account number	SMSF114261416407
Amount	\$38,873.50 CR
<b>Retirement phase</b>	<b>\$1,699,903.04 CR</b>
Fund	THE WATKO SUPERANNUATION FUND
USI	00000000000000
Account number	SMSF114261416407
Amount	\$1,025,986.82 CR
Fund	HESTA INCOME STREAM
USI	HST0001AU
Account number	16445695
Amount	\$673,916.22 CR
<b>Total superannuation balance as at 30 June 2022</b>	<b>\$1,738,776.54 CR</b>

### Financial year 2020 - 2021

<b>Accumulation phase</b>	<b>\$10,864.57 CR</b>
Fund	THE WATKO SUPERANNUATION FUND
USI	00000000000000
Account number	SMSF114261416407
Amount	\$10,864.57 CR
<b>Retirement phase</b>	<b>\$1,773,388.08 CR</b>
Fund	THE WATKO SUPERANNUATION FUND
USI	00000000000000
Account number	SMSF114261416407
Amount	\$1,051,074.26 CR
Fund	HESTA INCOME STREAM
USI	HST0001AU
Account number	16445695
Amount	\$722,313.82 CR
<b>Total superannuation balance as at 30 June 2021</b>	<b>\$1,784,252.65 CR</b>

### Financial year 2019 - 2020

<b>Accumulation phase</b>	<b>\$206,813.53 CR</b>
Fund	THE WATKO SUPERANNUATION FUND
USI	00000000000000
Account number	SMSF114261416407
Amount	\$32,325.25 CR
Fund	HESTA SUPER
USI	HST0100AU
Account number	6595724
Amount	\$174,488.28 CR
<b>Retirement phase</b>	<b>\$1,346,134.41 CR</b>
<b>Total superannuation balance as at 30 June 2020</b>	<b>\$1,552,947.94 CR</b>

Fund	THE WATKO SUPERANNUATION FUND
USI	00000000000000
Account number	SMSF114261416407
Amount	\$1,346,134.41 CR
<hr/>	
<b>Total superannuation balance as at 30 June 2020</b>	<b>\$1,552,947.94 CR</b>

### Financial year 2018 - 2019

---

<b>Accumulation phase</b>	<b>\$297,061.69 CR</b>
<hr/>	
Fund	THE WATKO SUPERANNUATION FUND
USI	00000000000000
Account number	SMSF114261416407
Amount	\$122,375.90 CR
<hr/>	
Fund	HESTA SUPER
USI	HST0100AU
Account number	6595724
Amount	\$174,685.79 CR
<hr/>	
<b>Retirement phase</b>	<b>\$1,297,750.10 CR</b>
<hr/>	
Fund	THE WATKO SUPERANNUATION FUND
USI	00000000000000
Account number	SMSF114261416407
Amount	\$1,297,750.10 CR
<hr/>	
<b>Total superannuation balance as at 30 June 2019</b>	<b>\$1,594,811.79 CR</b>

### Financial year 2017 - 2018

---

<b>Accumulation phase</b>	<b>\$284,296.07 CR</b>
<hr/>	
Fund	THE TRUSTEE FOR THE WATKO SUPERANNUATION FUND
Account number	2
Amount	\$121,198.53 CR
<hr/>	
<b>Total superannuation balance as at 30 June 2018</b>	<b>\$1,433,498.85 CR</b>

---

Fund	THE TRUSTEE FOR HEALTH EMPLOYEES SUPERANNUATION TRUST AUSTRALIA (HESTA)
USI	HST0100AU
Account number	6595724
Amount	\$163,097.54 CR

---

Amount	\$93.54 DR
--------	------------

---

<b>Retirement phase</b>	<b>\$1,149,202.78 CR</b>
-------------------------	--------------------------

---

Fund	THE TRUSTEE FOR THE WATKO SUPERANNUATION FUND
Account number	2
Amount	\$1,149,109.24 CR

---

<b>Total superannuation balance as at 30 June 2018</b>	<b>\$1,433,498.85 CR</b>
--	--------------------------

Financial year 2016 - 2017

---

<b>Accumulation phase</b>	<b>\$378,509.34 CR</b>
Fund	THE WATKO SUPERANNUATION FUND
Account number	ACCUM
Amount	\$230,716.52 CR
Fund	THE TRUSTEE FOR HEALTH EMPLOYEES SUPERANNUATION TRUST AUSTRALIA (HESTA)
USI	HST0100AU
Account number	6595724
Amount	\$147,792.82 CR
<b>Retirement phase</b>	<b>\$865,050.01 CR</b>
Fund	THE WATKO SUPERANNUATION FUND
Account number	3
Amount	\$94,191.19 CR
Fund	THE WATKO SUPERANNUATION FUND
Account number	2
Amount	\$770,858.82 CR
<b>Total superannuation balance as at 30 June 2017</b>	<b>\$1,243,559.35 CR</b>



Client name	THE WATKO SUPERANNUATION FUND	Fin Accounts Prepared by	SAM LEE
Client code	WATKOSF/418	Date prepared	11-Oct-2023
Year ended	30-Jun-2023	Reviewed by	
SRN/HIN	X0051176138	Date reviewed	
Postcode	2156		<a href="#">Back to Cover</a>

**Objective** To ensure revenues are correctly recorded and exist

**Procedure** Randomly sampled items of revenue and checked with source documents, GL and bank statements

Date	Type	Company	Amount	Bank Statement
22/09/2022	Dividend	BHP	25,518.39	25,518.39
24/02/2023	Distribution	Goodman	750.00	750.00
29/03/2023	Dividend	Santos	3,354.52	3,354.52
21/09/2022	Dividend	Telstra	425.00	425.00
5/04/2023	Dividend	Woodside	6,047.40	6,047.40
				-
				-

\*Attach sampled source documents

Total Value of Sample	36,095.31
Total Revenue (Excl Realised & Unrealised CG + Contributions)	81,802.67
Percentage of Sample	44.12%

- 1 Correct measurement and recording of unrealised gains on changes in the net market value in accordance with AAS25.

Unrecorded revenues eg trust distributions - checked distribution statements for unrecorded income  
Checked dividends declared with dividends received. Agreed to external confirmations.  
Ensure that earnings were allocated using member weighted balances.

- 2 Confirmed that income is net of tax when appropriate.
- 3 Confirmed that income was earned on an arm's length basis.

**The Watko Superannuation Fund**  
**Investment Income Comparison Report**  
For the period 1 July 2022 to 30 June 2023

Payment Date	Income Type	Ledger Data		Diff *	Announcement Data					
		Total Income	Tax Credits+		Quantity	Held < 45 Days	Amount Per Unit	Total Income	Tax Credits+	
<b>Cash At Bank</b>										
<b>BANK4: CBA Business Transaction - 9677</b>										
09/10/2022	Interest	4,000.00	0.00							
21/04/2023	Interest	3,066.58	0.00							
		<u>7,066.58</u>	<u>0.00</u>							
<b>BANK5: CBA Business - 9685</b>										
01/07/2022	Interest	23.57	0.00							
01/08/2022	Interest	47.34	0.00							
31/08/2022	Interest	0.01	0.00							
01/09/2022	Interest	84.23	0.00							
01/10/2022	Interest	99.15	0.00							
01/11/2022	Interest	88.88	0.00							
01/12/2022	Interest	51.88	0.00							
01/01/2023	Interest	69.15	0.00							
01/02/2023	Interest	65.94	0.00							
01/03/2023	Interest	61.25	0.00							
01/04/2023	Interest	32.51	0.00							
		<u>623.91</u>	<u>0.00</u>							
<b>BANK6: CDIA - 9693</b>										
01/04/2023	Interest	79.14	0.00							
01/05/2023	Interest	181.44	0.00							
01/06/2023	Interest	309.17	0.00							
		<u>569.75</u>	<u>0.00</u>							
<b>Total</b>		<b>8,260.24</b>	<b>0.00</b>							
<b>Shares in Listed Companies</b>										
<b>AMP: AMP Limited (ASX:AMP)</b>										
03/04/2023	Dividend	250.00	21.43		10,000	0	0.0250	250.00	21.43	
		<u>250.00</u>	<u>21.43</u>					<u>250.00</u>	<u>21.43</u>	
<b>BHP: BHP Group Limited - Fully Paid Ordinary (ASX:BHP)</b>										
22/09/2022	Dividend	25,518.39	10,936.45		10,000	0	2.5518	25,518.39	10,936.45	
30/03/2023	Dividend	13,636.36	5,844.15		10,000	0	1.3636	13,636.36	5,844.15	
		<u>39,154.75</u>	<u>16,780.60</u>					<u>39,154.75</u>	<u>16,780.60</u>	
<b>CBA: Commonwealth Bank Of Australia. (ASX:CBA)</b>										
29/09/2022	Dividend	3,150.00	1,350.00		1,500	0	2.1000	3,150.00	1,350.00	
30/03/2023	Dividend	3,150.00	1,350.00		1,500	0	2.1000	3,150.00	1,350.00	
		<u>6,300.00</u>	<u>2,700.00</u>					<u>6,300.00</u>	<u>2,700.00</u>	
<b>COH: Cochlear Limited (ASX:COH)</b>										
17/10/2022	Dividend	1,022.25	175.24		705	0	1.4500	1,022.25	175.24	
14/04/2023	Dividend	1,092.75	163.91		705	0	1.5500	1,092.75	163.91	
		<u>2,115.00</u>	<u>339.15</u>					<u>2,115.00</u>	<u>339.15</u>	
<b>COL: Coles Group Limited. - Ordinary Fully Paid Deferred Settlement (ASX:COL)</b>										
28/09/2022	Dividend	300.00	128.57		1,000	0	0.3000	300.00	128.57	
30/03/2023	Dividend	360.00	154.29		1,000	0	0.3600	360.00	154.29	
		<u>660.00</u>	<u>282.86</u>					<u>660.00</u>	<u>282.86</u>	
<b>JHG: Janus Henderson Group PLC - Chess Depository Interests (ASX:JHG)</b>										
24/08/2022	Foreign Income	280.06	0.00		500	0	0.5601	280.06	0.00	
23/11/2022	Foreign Income	304.92	0.00		500	0	0.6098	304.92	0.00	
28/02/2023	Foreign Income	279.98	0.00		500	0	0.5600	279.98	0.00	
31/05/2023	Foreign Income	290.82	0.00		500	0	0.5816	290.82	0.00	

+Note: Tax Credits refer to franking credits for domestic income and foreign tax credits where the income is foreign in nature .

**The Watko Superannuation Fund**  
**Investment Income Comparison Report**  
**For the period 1 July 2022 to 30 June 2023**

Payment Date	Income Type	Ledger Data		Diff *	Announcement Data					
		Total Income	Tax Credits+		Quantity	Held < 45 Days	Amount Per Unit	Total Income	Tax Credits+	
		1,155.78	0.00					1,155.78	0.00	
<b>S32: South32 Limited (ASX:S32)</b>										
13/10/2022	Dividend	368.92	158.11		1,468	0	0.2513	368.92	158.11	
06/04/2023	Dividend	107.68	46.15		1,468	0	0.0733	107.68	46.15	
		476.60	204.26					476.60	204.26	
<b>SIG: Sigma Pharmaceuticals Limited. (ASX:SIG)</b>										
12/10/2022	Dividend	50.00	21.43		10,000	0	0.0050	50.00	21.43	
18/04/2023	Dividend	50.00	21.43		10,000	0	0.0050	50.00	21.43	
		100.00	42.86					100.00	42.86	
<b>STO: Santos Limited (ASX:STO)</b>										
22/09/2022	Dividend	1,639.03	0.00	*	15,000	0	0.1093	1,639.04	0.00	
29/03/2023	Dividend	3,354.52	0.00		15,000	0	0.2236	3,354.52	0.00	
		4,993.55	0.00					4,993.56	0.00	
<b>TLS: Telstra Corporation Limited. (ASX:TLS)</b>										
21/09/2022	Dividend	425.00	182.14		5,000	0	0.0850	425.00	182.14	
31/03/2023	Dividend	425.00	182.14		5,000	0	0.0850	425.00	182.14	
		850.00	364.28					850.00	364.28	
<b>WBC: Westpac Banking Corporation (ASX:WBC)</b>										
20/12/2022	Dividend	320.00	137.14		500	0	0.6400	320.00	137.14	
27/06/2023	Dividend	350.00	150.00		500	0	0.7000	350.00	150.00	
		670.00	287.14					670.00	287.14	
<b>WDS: Woodside Energy Group Ltd (ASX:WDS)</b>										
06/10/2022	Dividend	4,489.88	1,924.23		2,807	0	1.5995	4,489.88	1,924.23	
05/04/2023	Dividend	6,047.40	2,591.74		2,807	0	2.1544	6,047.40	2,591.74	
		10,537.28	4,515.97					10,537.28	4,515.97	
<b>WES: Wesfarmers Limited (ASX:WES)</b>										
06/10/2022	Dividend	1,000.00	428.57		1,000	0	1.0000	1,000.00	428.57	
28/03/2023	Dividend	880.00	377.14		1,000	0	0.8800	880.00	377.14	
		1,880.00	805.71					1,880.00	805.71	
<b>Total</b>		<b>69,142.96</b>	<b>26,344.26</b>					<b>69,142.97</b>	<b>26,344.26</b>	
<b>Stapled Securities</b>										
<b>GMG: Goodman Group - Stapled Securities Fully Paid (ASX:GMG)</b>										
25/08/2022	Foreign Income	125.00	0.00		5,000	0	0.0250	125.00	0.00	
29/12/2022	Distribution	750.00	0.00		5,000	0	0.1500	750.00	0.00	
29/06/2023	Distribution	500.00	0.00		5,000	0	0.1000	500.00	0.00	
		1,375.00	0.00					1,375.00	0.00	
<b>MGR: Mirvac Group - Stapled Securities (ASX:MGR)</b>										
29/12/2022	Distribution	520.00	0.00		10,000	0	0.0520	520.00	0.00	
29/06/2023	Distribution	530.00	0.00		10,000	0	0.0530	530.00	0.00	
		1,050.00	0.00					1,050.00	0.00	
<b>TCL: Transurban Group - Ordinary Shares/Units Fully Paid Triple Stapled (ASX:TCL)</b>										
23/08/2022	Dividend	66.68	28.58		3,334	0	0.0200	66.68	28.58	
29/12/2022	Distribution	883.51	0.00		3,334	0	0.2650	883.51	0.00	
29/06/2023	Distribution	1,016.87	0.00	*	3,334	0	0.3050	1,016.87	1.71	
		1,967.06	28.58					1,967.06	30.29	
<b>Total</b>		<b>4,392.06</b>	<b>28.58</b>					<b>4,392.06</b>	<b>30.29</b>	

+Note: Tax Credits refer to franking credits for domestic income and foreign tax credits where the income is foreign in nature .



# Interest & Estimated Dividend Summary



1 JULY 2022 - 30 JUNE 2023

SHARES - 4249618 - HIN 51176138

WATKO PTY LTD <WATKO SUPERANNUATION A/C>

## ESTIMATED DIVIDEND SUMMARY

### AMP - AMP LIMITED FPO (ORDINARY FULLY PAID)

Ex-div date	Payment Date	Type	Dividend per share	Units	Est. Unfranked Amount	Est. Franked Amount	Est. Total Dividend	Est. Franking Credit
01-Mar-2023	03-Apr-2023	Final	\$0.0250	10,000	\$200.00	\$50.00	\$250.00	\$21.43
<b>Sub Total</b>					<b>\$200.00</b>	<b>\$50.00</b>	<b>\$250.00</b>	<b>\$21.43</b>

### BHP - BHP GROUP LIMITED FPO (ORDINARY FULLY PAID)

Ex-div date	Payment Date	Type	Dividend per share	Units	Est. Unfranked Amount	Est. Franked Amount	Est. Total Dividend	Est. Franking Credit
09-Mar-2023	30-Mar-2023	Interim	\$1.3636	10,000	\$0.00	\$13,636.36	\$13,636.36	\$5,844.15
01-Sep-2022	22-Sep-2022	Final	\$2.5518	10,000	\$0.00	\$25,518.39	\$25,518.39	\$10,936.45
<b>Sub Total</b>					<b>\$0.00</b>	<b>\$39,154.75</b>	<b>\$39,154.75</b>	<b>\$16,780.60</b>

### CBA - COMMONWEALTH BANK. FPO (ORDINARY FULLY PAID)

Ex-div date	Payment Date	Type	Dividend per share	Units	Est. Unfranked Amount	Est. Franked Amount	Est. Total Dividend	Est. Franking Credit
22-Feb-2023	30-Mar-2023	Interim	\$2.1000	1,500	\$0.00	\$3,150.00	\$3,150.00	\$1,350.00
17-Aug-2022	29-Sep-2022	Final	\$2.1000	1,500	\$0.00	\$3,150.00	\$3,150.00	\$1,350.00
<b>Sub Total</b>					<b>\$0.00</b>	<b>\$6,300.00</b>	<b>\$6,300.00</b>	<b>\$2,700.00</b>

### COH - COCHLEAR LIMITED FPO (ORDINARY FULLY PAID)

Ex-div date	Payment Date	Type	Dividend per share	Units	Est. Unfranked Amount	Est. Franked Amount	Est. Total Dividend	Est. Franking Credit
21-Mar-2023	14-Apr-2023	Interim	\$1.5500	705	\$710.29	\$382.46	\$1,092.75	\$163.91
21-Sep-2022	17-Oct-2022	Final	\$1.4500	705	\$613.35	\$408.90	\$1,022.25	\$175.24
<b>Sub Total</b>					<b>\$1,323.64</b>	<b>\$791.36</b>	<b>\$2,115.00</b>	<b>\$339.15</b>

### COL - COLES GROUP FPO (ORDINARY FULLY PAID)

Ex-div date	Payment Date	Type	Dividend per share	Units	Est. Unfranked Amount	Est. Franked Amount	Est. Total Dividend	Est. Franking Credit
02-Mar-2023	30-Mar-2023	Interim	\$0.3600	1,000	\$0.00	\$360.00	\$360.00	\$154.29
02-Sep-2022	28-Sep-2022	Final	\$0.3000	1,000	\$0.00	\$300.00	\$300.00	\$128.57
<b>Sub Total</b>					<b>\$0.00</b>	<b>\$660.00</b>	<b>\$660.00</b>	<b>\$282.86</b>

### GMG - GOODMAN GROUP STAPLED (FULLY PAID ORDINARY/UNITS STAPLED SECURITIES)

Ex-div date	Payment Date	Type	Dividend per share	Units	Est. Unfranked Amount	Est. Franked Amount	Est. Total Dividend	Est. Franking Credit
29-Dec-2022	24-Feb-2023	Interim	\$0.1500	5,000	\$750.00	\$0.00	\$750.00	\$0.00
29-Jun-2022	25-Aug-2022	Final	\$0.1500	5,000	\$750.00	\$0.00	\$750.00	\$0.00
<b>Sub Total</b>					<b>\$1,500.00</b>	<b>\$0.00</b>	<b>\$1,500.00</b>	<b>\$0.00</b>



# Interest & Estimated Dividend Summary



1 JULY 2022 - 30 JUNE 2023

## JHG - JANUS HENDERSON CDI 1:1 (CDI 1:1 FOREIGN EXEMPT NYSE)

Ex-div date	Payment Date	Type	Dividend per share	Units	Est. Unfranked Amount	Est. Franked Amount	Est. Total Dividend	Est. Franking Credit
12-May-2023	31-May-2023	Interim	\$0.5816	500	\$290.82	\$0.00	\$290.82	\$0.00
10-Feb-2023	28-Feb-2023	Final	\$0.5600	500	\$279.98	\$0.00	\$279.98	\$0.00
04-Nov-2022	23-Nov-2022	Interim	\$0.6098	500	\$304.92	\$0.00	\$304.92	\$0.00
05-Aug-2022	24-Aug-2022	Interim	\$0.5601	500	\$280.06	\$0.00	\$280.06	\$0.00
<b>Sub Total</b>					<b>\$1,155.78</b>	<b>\$0.00</b>	<b>\$1,155.78</b>	<b>\$0.00</b>

## MGR - MIRVAC GROUP STAPLED (FULLY PAID ORDINARY/UNITS STAPLED SECURITIES)

Ex-div date	Payment Date	Type	Dividend per share	Units	Est. Unfranked Amount	Est. Franked Amount	Est. Total Dividend	Est. Franking Credit
29-Dec-2022	28-Feb-2023	Interim	\$0.0520	10,000	\$520.00	\$0.00	\$520.00	\$0.00
29-Jun-2022	31-Aug-2022	Final	\$0.0510	10,000	\$510.00	\$0.00	\$510.00	\$0.00
<b>Sub Total</b>					<b>\$1,030.00</b>	<b>\$0.00</b>	<b>\$1,030.00</b>	<b>\$0.00</b>

## S32 - SOUTH32 LIMITED FPO (ORDINARY FULLY PAID)

Ex-div date	Payment Date	Type	Dividend per share	Units	Est. Unfranked Amount	Est. Franked Amount	Est. Total Dividend	Est. Franking Credit
09-Mar-2023	06-Apr-2023	Interim	\$0.0733	1,468	\$0.00	\$107.68	\$107.68	\$46.15
15-Sep-2022	13-Oct-2022	Final	\$0.2513	1,468	\$0.00	\$368.92	\$368.92	\$158.11
<b>Sub Total</b>					<b>\$0.00</b>	<b>\$476.60</b>	<b>\$476.60</b>	<b>\$204.26</b>

## SIG - SIGMA HEALTH LTD FPO (ORDINARY FULLY PAID)

Ex-div date	Payment Date	Type	Dividend per share	Units	Est. Unfranked Amount	Est. Franked Amount	Est. Total Dividend	Est. Franking Credit
30-Mar-2023	18-Apr-2023	Final	\$0.0050	10,000	\$0.00	\$50.00	\$50.00	\$21.43
29-Sep-2022	12-Oct-2022	Interim	\$0.0050	10,000	\$0.00	\$50.00	\$50.00	\$21.43
<b>Sub Total</b>					<b>\$0.00</b>	<b>\$100.00</b>	<b>\$100.00</b>	<b>\$42.86</b>

## STO - SANTOS LTD FPO (ORDINARY FULLY PAID)

Ex-div date	Payment Date	Type	Dividend per share	Units	Est. Unfranked Amount	Est. Franked Amount	Est. Total Dividend	Est. Franking Credit
27-Feb-2023	29-Mar-2023	Final	\$0.2236	15,000	\$3,354.53	\$0.00	\$3,354.53	\$0.00
22-Aug-2022	22-Sep-2022	Interim	\$0.1093	15,000	\$1,639.04	\$0.00	\$1,639.04	\$0.00
<b>Sub Total</b>					<b>\$4,993.57</b>	<b>\$0.00</b>	<b>\$4,993.57</b>	<b>\$0.00</b>

## TCL - TRANSURBAN GROUP STAPLED (FULLY PAID ORDINARY/UNITS STAPLED SECURITIES)

Ex-div date	Payment Date	Type	Dividend per share	Units	Est. Unfranked Amount	Est. Franked Amount	Est. Total Dividend	Est. Franking Credit
29-Dec-2022	13-Feb-2023	Interim	\$0.2650	3,334	\$883.51	\$0.00	\$883.51	\$0.00
29-Jun-2022	23-Aug-2022	Final	\$0.2600	3,334	\$794.49	\$72.35	\$866.84	\$31.01
<b>Sub Total</b>					<b>\$1,678.00</b>	<b>\$72.35</b>	<b>\$1,750.35</b>	<b>\$31.01</b>



# Interest & Estimated Dividend Summary



1 JULY 2022 - 30 JUNE 2023

## TLS - TELSTRA GROUP FPO (ORDINARY FULLY PAID)

Ex-div date	Payment Date	Type	Dividend per share	Units	Est. Unfranked Amount	Est. Franked Amount	Est. Total Dividend	Est. Franking Credit
01-Mar-2023	31-Mar-2023	Interim	\$0.0850	5,000	\$0.00	\$425.00	\$425.00	\$182.14
24-Aug-2022	21-Sep-2022	Final	\$0.0850	5,000	\$0.00	\$425.00	\$425.00	\$182.14
<b>Sub Total</b>					<b>\$0.00</b>	<b>\$850.00</b>	<b>\$850.00</b>	<b>\$364.28</b>

## WBC - WESTPAC BANKING CORP FPO (ORDINARY FULLY PAID)

Ex-div date	Payment Date	Type	Dividend per share	Units	Est. Unfranked Amount	Est. Franked Amount	Est. Total Dividend	Est. Franking Credit
11-May-2023	27-Jun-2023	Interim	\$0.7000	500	\$0.00	\$350.00	\$350.00	\$150.00
17-Nov-2022	20-Dec-2022	Final	\$0.6400	500	\$0.00	\$320.00	\$320.00	\$137.14
<b>Sub Total</b>					<b>\$0.00</b>	<b>\$670.00</b>	<b>\$670.00</b>	<b>\$287.14</b>

## WDS - WOODSIDE ENERGY FPO (ORDINARY FULLY PAID)

Ex-div date	Payment Date	Type	Dividend per share	Units	Est. Unfranked Amount	Est. Franked Amount	Est. Total Dividend	Est. Franking Credit
08-Mar-2023	05-Apr-2023	Final	\$2.1544	2,807	\$0.00	\$6,047.40	\$6,047.40	\$2,591.74
08-Sep-2022	06-Oct-2022	Interim	\$1.5995	2,807	\$0.00	\$4,489.88	\$4,489.88	\$1,924.23
<b>Sub Total</b>					<b>\$0.00</b>	<b>\$10,537.28</b>	<b>\$10,537.28</b>	<b>\$4,515.97</b>

## WES - WESFARMERS LIMITED FPO (ORDINARY FULLY PAID)

Ex-div date	Payment Date	Type	Dividend per share	Units	Est. Unfranked Amount	Est. Franked Amount	Est. Total Dividend	Est. Franking Credit
20-Feb-2023	28-Mar-2023	Interim	\$0.8800	1,000	\$0.00	\$880.00	\$880.00	\$377.14
31-Aug-2022	06-Oct-2022	Final	\$1.0000	1,000	\$0.00	\$1,000.00	\$1,000.00	\$428.57
<b>Sub Total</b>					<b>\$0.00</b>	<b>\$1,880.00</b>	<b>\$1,880.00</b>	<b>\$805.71</b>
<b>TOTAL</b>					<b>\$11,880.99</b>	<b>\$61,542.34</b>	<b>\$73,423.33</b>	<b>\$26,375.27</b>

## ESTIMATED INTEREST RECEIVED

There are no transactions on this account.

<b>TOTAL</b>	<b>\$0.00</b>
--------------	---------------

## INTEREST INCOME SUMMARY

Account	Interest
CDIA - 10309693	\$569.75
<b>TOTAL</b>	<b>\$569.75</b>



BHP Group Limited  
ABN 49 004 028 077

023243 000 BHP



WATKO PTY LTD  
<WATKO SUPERANNUATION A/C>  
7 VOLUNTEER ROAD  
KENTHURST NSW 2156

## Update Your Details:



[www.computershare.com.au/investor](http://www.computershare.com.au/investor)



(within Australia) 1300 656 780  
(outside Australia) +61 3 9415 4020



Computershare Investor Services Pty Limited  
GPO Box 2975 Melbourne  
Victoria 3001 Australia

## Your Shareholding

SHARE CLASS	HOLDER NUMBER
Ordinary Shares	HIN WITHHELD
TFN/ABN STATUS	DIRECT CREDIT REF NO
Quoted	341829
RECORD DATE	PAYMENT DATE
2 September 2022	22 September 2022

You must keep this document for your tax records.

## BHP Group Limited Shares

### FY2022 Final Dividend Payment - Dividend Statement & Direct Credit Advice

The statement below represents your final dividend for the full year ended 30 June 2022. This dividend is paid at the rate of US\$1.75 (equivalent to A\$2.55183878) per share on your holding of fully paid ordinary shares, registered in your name and entitled to participate as at the Record Date. This dividend has been franked in Australia at a rate of 100% and the company tax rate used to determine the franking credit is 30%. All amounts are in Australian dollars, except where indicated.

Amount per Security	Number of Securities	Franked Amount	Unfranked Amount	Gross Payment
A\$2.55183878	10,000	A\$25,518.39	A\$0.00	A\$25,518.39
<b>Net Payment</b>				<b>A\$25,518.39</b>
Australian Franking Credit				A\$10,936.45

## Your Payment Instruction

COMMONWEALTH BANK OF AUSTRALIA  
BSB: 062-313  
Account Number: XXXXXX77

Amount Deposited

**A\$25,518.39**

If payment cannot be made to the above instruction, you will be issued with a cheque in the same currency as the Amount Deposited.







**+ Goodman Group**  
 Goodman Limited ABN 69 000 123 071  
 Goodman Funds Management Limited  
 ABN 48 067 796 641; AFSL Number 223621  
 As Responsible Entity for  
 Goodman Industrial Trust ARSN 091 213 839  
 Goodman Logistics (HK) Limited  
 Company No. 1700359; ARBN 155 911 149  
 A Hong Kong company with limited liability

## Update your information:



**Online:**

[www.computershare.com.au/easyupdate/gmg](http://www.computershare.com.au/easyupdate/gmg)



**By Mail:**

Computershare Investor Services Pty Limited  
 GPO Box 2975 Melbourne  
 Victoria 3001 Australia

001608 000 GMG

WATKO PTY LTD  
 <WATKO SUPERANNUATION A/C>  
 7 VOLUNTEER ROAD  
 KENTHURST NSW 2156

## Enquiries:

(within Australia) 1300 723 040  
 (international) 61 3 9415 4043

Holder no.: HIN WITHHELD  
 ASX code: GMG  
 TFN/ABN status: Quoted  
 Record date: 30 December 2022  
 Payment date: 24 February 2023  
 Ref number: 813476

## Goodman Group Payment Advice

For the half year ended 31 December 2022

### Goodman Limited Dividend

Class description	Dividend rate cents per share	Number of securities	Unfranked amount	Franked amount	Franking credit
GL	N/A	5,000	N/A	N/A	N/A

### Goodman Industrial Trust Distribution

Class description	Distribution rate cents per unit	Number of securities	Australian income	Foreign income other	Foreign income interest
GIT	15 cents	5,000	\$12.54	\$67.99	\$29.31

Interest income	Gross capital gain	Concessional capital gain	Discounted capital gain	Capital gain other	Tax deferred
\$78.20	\$0.00	\$280.98	\$280.98	\$0.00	\$0.00

### Goodman Logistics (HK) Limited Dividend

Class description	Dividend rate cents per CDI	Number of securities	Amount
CDI	N/A	5,000	N/A

Taxable components are indicative only with actual figures provided in August 2023.

For the purposes of subdivision 12-H of Schedule 1 of the Taxation Administration Act 1953 (Cth), this distribution includes a 'fund payment' of \$574.50 in respect of the income year ending 30 June 2023. Further details on the 'fund payment' are available on [www.goodman.com](http://www.goodman.com)

Total gross payment (AUD):	\$750.00
Total tax withheld (AUD):	\$0.00
Total net payment (AUD):	\$750.00

## Periodic Statement

The Goodman Group Periodic Statement is available at [www.goodman.com/investor-centre](http://www.goodman.com/investor-centre)

**Note 1:** You should retain this statement to assist you in preparing your tax return.

**Note 2:** If you require your payment to be re-issued, you may be charged an administration fee which will be deducted from your payment.

## Your payment instruction


COMMONWEALTH BANK OF AUSTRALIA  
 BSB: 062-313 Account number: XXXXXX77

Amount deposited

**(AUD)\$750.00**

If payment cannot be made to the above instruction, a cheque will be forwarded to your registered address.

**Update your information:**

 **Online:**  
www.investorcentre.com/sto

 **By Mail:**  
Computershare Investor Services Pty Limited  
GPO Box 2975 Melbourne  
Victoria 3001 Australia

**Enquiries:**

(within Australia) 1300 096 259  
(international) +61 3 9415 4397

H 003120 005 STO



WATKO PTY LTD  
<WATKO SUPERANNUATION A/C>  
7 VOLUNTEER ROAD  
KENTHURST NSW 2156

**Holder Identification Number (HIN)****HIN WITHHELD**

ASX Code	STO
TFN/ABN Status	Not Quoted
Record Date	23 August 2022
Payment Date	22 September 2022
Direct Credit Reference No.	875620

## 2022 INTERIM DIVIDEND STATEMENT

The statement below represents your interim dividend for the half year ended 30 June 2022. This dividend is paid at the rate of US\$0.076 (equivalent to AU\$0.10926872) per share on your holding of fully paid ordinary shares, registered in your name and eligible as at the record date 23 August 2022.

This dividend is unfranked. The unfranked portion of the dividend has been declared to be Conduit Foreign Income.

Class Description	Amount per Security AU\$	Number of Securities	Franked Amount AU\$	Unfranked Amount AU\$	Total Payment AU\$
Ordinary Shares	\$0.10926872	15,000	\$0.00	\$1,639.03	\$1,639.03
				Less resident withholding tax (AU\$)	\$770.00
				<b>Net Payment</b>	<b>\$869.03</b>
				Australian Franking Credit (AU\$)	\$0.00

### PLEASE CONSIDER RECEIVING ONLINE SHAREHOLDER COMMUNICATIONS

Shareholders who receive online communications enjoy the benefits of quick and convenient communications including notifications of company results. Online communications help reduce the significant costs of paper and postage.

To apply for online statements, or to view or update your security holding details please visit: [www.investorcentre.com/sto](http://www.investorcentre.com/sto). When in Investor Centre, if you wish to view your security holding log in using your SRN/HIN and postcode (if within Australia) or country (if outside Australia). For security purposes, if you wish to update your information you will be required to login as an existing user with your User ID and password or register as a new user and create a User ID and password.

**Important Notes:**

1. You should retain this statement to assist you in preparing your tax return.
2. If you require a replacement payment for any of your dividend payments, you may be charged a fee to cover the costs to reissue such payments.


## Your Payment Instruction

COMMONWEALTH BANK OF AUSTRALIA  
BSB: 062-313 Account number: XXXXXX77

Amount Deposited  
**AU\$869.03**

If payment cannot be made to the above account, the dividend amount will be withheld pending receipt of your valid direct credit instructions.

**Update your information:**

 **Online:**  
www.investorcentre.com/sto

 **By Mail:**  
Computershare Investor Services Pty Limited  
GPO Box 2975 Melbourne  
Victoria 3001 Australia

**Enquiries:**

(within Australia) 1300 096 259  
(international) +61 3 9415 4397

H 003191 005 STO



WATKO PTY LTD  
<WATKO SUPERANNUATION A/C>  
7 VOLUNTEER ROAD  
KENTHURST NSW 2156

**Holder Identification Number (HIN)****HIN WITHHELD**

ASX Code	STO
TFN/ABN Status	Not Quoted
Record Date	28 February 2023
Payment Date	29 March 2023
Direct Credit Reference No.	875526

## 2022 FINAL DIVIDEND STATEMENT

The statement below represents your final dividend for the year ended 31 December 2022. This dividend is paid at the rate of US\$0.151 (equivalent to AU\$0.22363446) per share on your holding of fully paid ordinary shares, registered in your name and eligible as at the record date 28 February 2023.

This dividend is unfranked. The unfranked portion of the dividend has been declared to be Conduit Foreign Income.

Class Description	Amount per Security AU\$	Number of Securities	Franked Amount AU\$	Unfranked Amount AU\$	Total Payment AU\$
Ordinary Shares	\$0.22363446	15,000	\$0.00	\$3,354.52	\$3,354.52
				Less resident withholding tax (AU\$)	\$1,576.00
				<b>Net Payment</b>	<b>\$1,778.52</b>
				Australian Franking Credit (AU\$)	\$0.00

**PLEASE CONSIDER RECEIVING ONLINE SHAREHOLDER COMMUNICATIONS**

Shareholders who receive online communications enjoy the benefits of quick and convenient communications including notifications of company results. Online communications help reduce the significant costs of paper and postage.

To apply for online statements, or to view or update your security holding details please visit: [www.investorcentre.com/sto](http://www.investorcentre.com/sto). When in Investor Centre, if you wish to view your security holding log in using your SRN/HIN and postcode (if within Australia) or country (if outside Australia). For security purposes, if you wish to update your information you will be required to login as an existing user with your User ID and password or register as a new user and create a User ID and password.

**Important Notes:**

1. You should retain this statement to assist you in preparing your tax return.
2. If you require a replacement payment for any of your dividend payments, you may be charged a fee to cover the costs to reissue such payments.

## Your Payment Instruction

COMMONWEALTH BANK OF AUSTRALIA  
BSB: 062-313 Account number: XXXXXX77

Amount Deposited  
**AU\$1,778.52**

If payment cannot be made to the above account, the dividend amount will be withheld pending receipt of your valid direct credit instructions.

# Payment Advice



## TELSTRA GROUP LIMITED

ABN: 56 650 620 303

### WATKO PTY LTD <WATKO SUPERANNUATION A/C>

7 VOLUNTEER ROAD  
KENTHURST NSW  
2156

**All Registry communications to:**  
TELSTRA GROUP LIMITED  
PO Box A942 SYDNEY SOUTH NSW 1234  
Telephone: 1300 88 66 77  
ASX Code: **TLS**  
Email: [telstra@linkmarketservices.com.au](mailto:telstra@linkmarketservices.com.au)  
Website: [www.linkmarketservices.com.au](http://www.linkmarketservices.com.au)

## DIVIDEND STATEMENT

Reference No.: X\*\*\*\*\*6138  
Payment Date: 21 September 2022  
Record Date: 25 August 2022

Security Description	Dividend Rate per Share	Participating Shares	Unfranked Amount	Franked Amount	Total Payment	Franking Credit
TLS - FULLY PAID ORDINARY SHARES	\$0.085	5,000	\$0.00	\$425.00	\$425.00	\$182.14
		Less Withholding Tax			\$0.00	
		<b>Net Amount</b>			AUD 425.00	
		Represented By:				
		Direct Credit amount			AUD 425.00	

## BANKING INSTRUCTIONS

The amount of AUD 425.00 was deposited to the bank account detailed below:

COMMONWEALTH BANK OF AUSTRALIA

WATKO SUPERANNUATION FUND  
BSB: 062-313 ACC: \*\*\*\*9677

DIRECT CREDIT REFERENCE NO.: 1282084765

## FRANKING INFORMATION

Franked Rate per Share	\$0.085
Franking Percentage	100%
Company Tax Rate	30%


The final dividend for the period ended 30 June 2022 is comprised of a final ordinary dividend of 7.5 cents per share and a final special dividend of 1 cent per share, both fully franked at the company tax rate of 30%.

Any fractional entitlement on your total dividend amount has been rounded down to the nearest whole cent.

The total amount together with the franking credit (if any) should be disclosed as assessable income in your Australian tax return.

**Note: You may require this statement for taxation purposes. All investors should seek independent advice relevant to their own particular circumstances.**

Please ensure your details are current by viewing and updating via the online service centre.



022609 000 WDS



WATKO PTY LTD  
<WATKO SUPERANNUATION A/C>  
7 VOLUNTEER ROAD  
KENTHURST NSW 2156

## Update Your Information:

[www.investorcentre.com/wds](http://www.investorcentre.com/wds)



Computershare Investor Services Pty Limited  
GPO Box 2975 Melbourne  
Victoria 3001 Australia



1300 558 507 (within Australia)  
+61 3 9415 4632 (outside Australia)



## Holder Identification Number (HIN)

HIN WITHHELD

ASX Code	WDS
TFN/ABN Status	Quoted
Record Date	9 March 2023
Payment Date	5 April 2023
Direct Credit Reference No.	817939

## DIVIDEND STATEMENT

The statement below represents your final dividend for the full year ended 31 December 2022. This dividend is paid at the rate of US\$1.44 (equivalent to A\$2.15439856) per share on your holding of fully paid ordinary shares, registered in your name and eligible as at the record date 9 March 2023.

This dividend is fully franked (100%) at the tax rate of 30%.

Class Description	Amount per Security	Number of Securities	Franked Amount	Unfranked Amount	Total Payment
Ordinary Shares	A\$2.15439856	2,807	A\$6,047.40	A\$0.00	A\$6,047.40
<b>Net Payment</b>					<b>A\$6,047.40</b>
Australian Franking Credit					A\$2,591.74

## VIEW OR UPDATE YOUR SECURITY HOLDING DETAILS ONLINE

To view your security holding details please visit [www.investorcentre.com/wds](http://www.investorcentre.com/wds). When in Investor Centre, log in using your SRN/HIN and postcode (if within Australia) or country (if outside Australia). For security purposes, if you wish to update your information you will be required to login as an existing user with your User ID and password or register as a new user and create a User ID and password.

### Important Notes:

- You should retain this statement to assist you in preparing your tax return.
- If you require a replacement payment for any of your dividend payments, you may be charged a fee to cover the costs to reissue such payments.

## YOUR PAYMENT INSTRUCTION

COMMONWEALTH BANK OF AUSTRALIA  
BSB: 062-313 Account number: XXXXXX77

**Amount Deposited**  
**A\$6,047.40**

If payment cannot be made to the above account, the dividend amount will be withheld pending receipt of your valid direct credit instructions.

<b>Client name</b>	THE WATKO SUPERANNUATION FUND	<b>Fin Accounts Prepared by</b>	SAM LEE
<b>Client code</b>	WATKOSF/418	<b>Date prepared</b>	11-Oct-2023
<b>Year ended</b>	30/06/2023	<b>Reviewed by</b>	
<b>SRN/HIN</b>	X0051176138	<b>Date reviewed</b>	
<b>Postcode</b>	2156	<a href="#">Back to Cover</a>	

**Objective** To ensure expenditures are correctly recorded and exists

**Procedures** Randomly sampled items of expenditures and check with source documents, general ledger and bank statements.

Date	Company	GL	Bank Statement	Source Documents*
30/06/2023	ATO Super Levy 2023	259.00	259.00	259.00
3/03/2023	Actuary Fee	110.00	110.00	110.00
13/04/2023	Audit Fee	495.00	495.00	495.00
20/04/2023	Accounting Fee	3,850.00	3,850.00	3,850.00
			-	-
			-	-

\* Attached source documents here

Total Value of Sample	4,714.00
Total Expenses	4,714.00
Sampling Percentage	100.00%

- 1 Agreed to external source documents.
- 2 Agreed that expenditures were reasonable and incurred by the super fund.

## Insurance

- 3 Did super fund provide life insurance for members?
- 4 If yes, obtain a copy of policy and certificate of currency to ensure that insurance premiums have been paid.
- 5 Ensure that the policy owner is in the name of the super fund.