

Financial statements and reports for the year ended 30 June 2022

Harper Swarz SMSF

Prepared for: Harper Swarz Smsf Pty. Ltd.

Harper Swarz SMSF

Operating Statement


For the year ended 30 June 2022



	Note	2022	2021
		\$	\$
Income			
Investment Income			
Interest Received		4.71	5.50
Property Income	8	21,877.07	20,664.01
Investment Gains			
Changes in Market Values	9		
Unrealised Movements in Market Value		126,623.00	10,027.00
Contribution Income			
Employer Contributions		22,539.06	19,190.51
Other Contributions		266.85	325.60
Total Income		<u>171,310.69</u>	<u>50,212.62</u>
Expenses			
Accountancy Fees		2,640.00	2,640.00
ATO Supervisory Levy		259.00	259.00
Amortisation of formation costs		500.00	500.00
Auditor's Remuneration		330.00	330.00
ASIC Fees		332.00	328.00
Advisor Fees		330.00	731.97
Bank Charges		300.00	172.50
Depreciation		2,438.46	3,207.78
Fines		0.00	82.00
Property Expenses - Agents Management Fees		2,097.98	1,981.36
Property Expenses - Council Rates		3,565.51	3,521.47
Property Expenses - Insurance Premium		947.29	758.53
Property Expenses - Interest on Loans		10,629.73	12,154.21
Property Expenses - Pest Control		410.00	400.00
Property Expenses - Repairs Maintenance		129.00	222.50
Property Expenses - Stationery, Phone and Postage		92.40	92.40
Property Expenses - Borrowing costs		1,046.00	203.00
		<u>26,047.37</u>	<u>27,584.72</u>
Member Payments			
Life Insurance Premiums		4,257.15	3,750.46
Total Expenses		<u>30,304.52</u>	<u>31,335.18</u>
Benefits accrued as a result of operations before income tax		<u>141,006.17</u>	<u>18,877.44</u>
Income Tax Expense	10	1,357.05	294.45
Benefits accrued as a result of operations		<u>139,649.12</u>	<u>18,582.99</u>

DocuSigned by:

 7E321D0585214D1...

DocuSigned by:

 D0F7156BB5D34DF...

The accompanying notes form part of these financial statements.

Refer to compilation report

Harper Swarz SMSF

Detailed Statement of Financial Position



As at 30 June 2022

	Note	2022 \$	2021 \$
Assets			
Investments			
Plant and Equipment (at written down value) - Unitised	2		
Doors		740.95	759.95
Plant & Equipment - 24 Chambers Ridge (as per QSR)		8,703.77	11,123.23
Real Estate Properties (Australian - Residential)	3		
24 Chambers Ridge Boulevard, Park Ridge Q 4125		585,000.00	458,377.00
Total Investments		<u>594,444.72</u>	<u>470,260.18</u>
Other Assets			
Bank Accounts	4		
Macquarie ***5209		50,537.63	42,859.34
Formation Expenses		500.00	1,000.00
Borrowing costs		1,698.56	592.00
Sundry Debtors		165.00	165.00
Total Other Assets		<u>52,901.19</u>	<u>44,616.34</u>
Total Assets		<u>647,345.91</u>	<u>514,876.52</u>
Less:			
Liabilities			
Income Tax Payable		1,093.05	294.45
Limited Recourse Borrowing Arrangements			
LRBA - Firstmac ***0111 - 24 Chambers Ridge Blvd, Park Ridge Q 4125		199,135.42	0.00
LRBA - Liberty ***3351 - 24 Chambers Ridge Blvd, Park Ridge Q 4125		0.00	207,245.75
PAYG Payable		132.00	0.00
Total Liabilities		<u>200,360.47</u>	<u>207,540.20</u>
Net assets available to pay benefits		<u>446,985.44</u>	<u>307,336.32</u>
Represented By :			
Liability for accrued benefits allocated to members' accounts	5, 6		
Swarz, Daryle Shane - Accumulation		371,560.41	251,845.95
Harper, Rachel - Accumulation		75,425.03	55,490.37
Total Liability for accrued benefits allocated to members' accounts		<u>446,985.44</u>	<u>307,336.32</u>

DocuSigned by:

7E321D0585214D1...

DocuSigned by:

D0F7156BB5D34DF...

The accompanying notes form part of these financial statements.

Refer to compilation report

Harper Swarz SMSF Compilation Report



We have compiled the accompanying special purpose financial statements of the Harper Swarz SMSF which comprise the statement of financial position as at 30/06/2022 the operating statement for the year then ended, a summary of significant accounting policies and other explanatory notes. The specific purpose for which the special purpose financial statements have been prepared is set out in Note 1 to the financial statements.

The Responsibility of the Trustee(s)

The Trustee(s) of Harper Swarz SMSF are solely responsible for the information contained in the special purpose financial statements, the reliability, accuracy and completeness of the information and for the determination that the financial reporting framework used is appropriate to meet their needs and for the purpose that the financial statements were prepared.

Our Responsibility

On the basis of information provided by the Trustee(s), we have compiled the accompanying special purpose financial statements in accordance with the financial reporting framework as described in Note 1 to the financial statements and APES 315: Compilation of Financial Information.

We have applied our expertise in accounting and financial reporting to compile these financial statements in accordance with the financial reporting framework described in Note 1 to the financial statements. We have complied with the relevant ethical requirements of APES 110: Code of Ethics for Professional Accountants.

Assurance Disclaimer

Since a compilation engagement is not an assurance engagement, we are not required to verify the reliability, accuracy or completeness of the information provided to us by management to compile these financial statements. Accordingly, we do not express an audit opinion or a review conclusion on these financial statements.

The special purpose financial statements were compiled exclusively for the benefit of the directors of the trustee company who are responsible for the reliability, accuracy and completeness of the information used to compile them. We do not accept responsibility for the contents of the special purpose financial statements.

Simmons Livingstone & Associates
of
PO Box 806, OXFENFORD, Queensland 4210

Signed:

A handwritten signature in black ink, appearing to read 'L. J. ...'.

Dated: 29/09/2022

Harper Swarz SMSF

Notes to the Financial Statements

For the year ended 30 June 2022



Note 1: Summary of Significant Accounting Policies

The trustees have prepared the financial statements on the basis that the Superannuation Fund is not a reporting entity because it is not publicly accountable and is not required by law or governing document to prepare financial statements that comply with Australian Accounting Standards. The financial statements are therefore special purpose financial statements that have been prepared in order to meet the requirements of the Superannuation Industry (Supervision) Act 1993 and associated Regulations, the trust deed of the Fund and the needs of members.

The financial statements have been prepared on a cash basis and are based on historical costs, except for investments which have been measured at market value.

The following significant accounting policies, which are consistent with the policies applied in the previous period unless otherwise stated, have been adopted in the preparation of the financial statements.

The financial statements were authorised for issue by the Director(s).

a. Measurement of Investments

The Fund initially recognises:

- (i) an investment when it controls the future economic benefits expected to flow from the asset. For financial assets, the trade date is considered to be the date on which control of the future economic benefits attributable to the asset passes to the Fund; and
- (ii) a financial liability on the date it becomes a party to the contractual provisions of the instrument.

Investments of the Fund have been measured at market value, which refers to the amount that a willing buyer could reasonably be expected to pay to acquire an asset from a willing seller if the following assumptions were made:

- that the buyer and the seller deal with each other at arm's length in relation to the sale;
- that the sale occurred after proper marketing of the asset; and
- that the buyer and the seller acted knowledgeably and prudentially in relation to the sale.

Market value has been determined as follows:

- (i) shares and other securities listed on the Australian Securities Exchange by reference to the relevant market quotations at the end of the reporting period;
- (ii) units in managed funds by reference to the unit redemption price at the end of the reporting period;
- (iii) fixed-interest securities by reference to the redemption price at the end of the reporting period;
- (iv) unlisted investments are stated at trustees' assessment based on estimated market value at balance date or where necessary, an external valuer's opinion; and
- (v) investment properties at the trustees' assessment of the market value or where necessary a qualified independent valuer's opinion at the end of reporting period.

Financial liabilities, such as trade creditors and other payables, are measured at the gross value of the outstanding balance at the end of the reporting period. The trustees have determined that the gross values of the Fund's financial liabilities is equivalent to their market values. Any remeasurement changes in the gross values of non-current financial liabilities (including liabilities for members' accrued benefits) are recognised in the operating statement in the periods in which they occur.

b. Cash and Cash Equivalents

Cash and cash equivalents include cash on hand and at call, deposits with banks and short-term, highly liquid investments that are readily convertible to cash and subject to an insignificant risk of change in value.

c. Revenue

Revenue is recognised to the extent that it is probable that the economic benefits will flow to the Fund and the revenue can be reliably measured. Revenue is recognised at the fair value of the consideration received or receivable.

DocuSigned by:

 7E321D0585214D1...

DocuSigned by:

 D0F7156BB5D34DF...

Refer to compilation report

Harper Swarz SMSF

Notes to the Financial Statements

For the year ended 30 June 2022

**Interest revenue**

Interest revenue is recognised in respect of fixed-interest securities, and cash and cash equivalent balances. Interest revenue is recognised upon receipt.

Dividend revenue

Dividend revenue is recognised when the dividend has been paid or, in the case of dividend reinvestment schemes, when the dividend is credited to the benefit of the fund.

Rental revenue

Rental revenue arising from operating leases on investment properties is recognised upon receipt.

Distribution revenue

Distributions from unit trusts and managed funds are recognised as at the date the unit value is quoted ex-distribution and if not received at the end of the reporting period, are reflected in the statement of financial position as a receivable at market value.

Remeasurement changes in market values

Remeasurement changes in the market values of assets are recognised as income and determined as the difference between the market value at year-end or consideration received (if sold during the year) and the market value as at the prior year-end or cost (if acquired during the period).

Contributions

Contributions and transfers in are recognised when the control and the benefits from the revenue have been attained and are recorded by the Fund, gross of any taxes, in the period to which they relate.

d. Liability for Accrued Benefits

The liability for accrued benefits represents the Fund's present obligation to pay benefits to members and beneficiaries, and has been calculated as the difference between the carrying amount of the assets and the carrying amount of the other payables and income tax liabilities as at the end of the reporting period.

e. Critical Accounting Estimates and Judgements

The preparation of financial statements requires the trustees to make judgements, estimates and assumptions that affect the application of accounting policies and the reported amounts of assets and liabilities, income and expenses. Actual results may differ from these estimates.

Estimates and underlying assumptions are reviewed on an ongoing basis. Revisions to accounting estimates are recognised in the period in which the estimate is revised and in any future period affected.

Note 2: Plant and Equipment (at written down value) - Unitised


	2022 \$	2021 \$
Doors	740.95	759.95
Plant & Equipment - 24 Chambers Ridge (as per QSR)	8,703.77	11,123.23
	9,444.72	11,883.18

Note 3: Real Estate Properties (Australian - Residential)

2022 \$	2021 \$
------------	------------

DocuSigned by:

 7E321D0585214D1...

DocuSigned by:

 D0F7156BB5D34DF...

Refer to compilation report

Harper Swarz SMSF

Notes to the Financial Statements

For the year ended 30 June 2022



24 Chambers Ridge Boulevard, Park Ridge Q 4125	585,000.00	458,377.00
	<hr/>	<hr/>
	585,000.00	458,377.00
	<hr/>	<hr/>

Note 4: Banks and Term Deposits

	2022	2021
	\$	\$
Banks		
Macquarie ***5209	50,537.63	42,859.34
	<hr/>	<hr/>
	50,537.63	42,859.34
	<hr/>	<hr/>

Note 5: Liability for Accrued Benefits

	2022	2021
	\$	\$
Liability for accrued benefits at beginning of year	307,336.32	288,753.33
Benefits accrued as a result of operations	139,649.12	18,582.99
Current year member movements	0.00	0.00
	<hr/>	<hr/>
Liability for accrued benefits at end of year	446,985.44	307,336.32
	<hr/>	<hr/>

Note 6: Vested Benefits

Vested benefits are benefits that are not conditional upon continued membership of the fund (or any factor other than resignation from the plan) and include benefits which members were entitled to receive had they terminated their fund membership as at the end of the reporting period.

	2022	2021
	\$	\$
Vested Benefits	446,985.44	307,336.32
	<hr/>	<hr/>

Note 7: Guaranteed Benefits

No guarantees have been made in respect of any part of the liability for accrued benefits.

Note 8: Rental Income

	2022	2021
	\$	\$
24 Chambers Ridge Boulevard, Park Ridge Q 4125	21,877.07	20,664.01
	<hr/>	<hr/>
	21,877.07	20,664.01
	<hr/>	<hr/>

Note 9: Changes in Market Values

DocuSigned by:

 7E321D0585214D1...

DocuSigned by:

 D0F7156BB5D34DF...

Refer to compilation report

Harper Swarz SMSF

Notes to the Financial Statements

For the year ended 30 June 2022

**Unrealised Movements in Market Value**

	2022 \$	2021 \$
Real Estate Properties (Australian - Residential)		
24 Chambers Ridge Boulevard, Park Ridge Q 4125	126,623.00	10,027.00
	<hr/> 126,623.00	<hr/> 10,027.00
Total Unrealised Movement	<hr/> 126,623.00	<hr/> 10,027.00

Realised Movements in Market Value

	2022 \$	2021 \$
Total Realised Movement	<hr/> 0.00	<hr/> 0.00

Changes in Market Values


	<hr/> 126,623.00	<hr/> 10,027.00
--	------------------	-----------------


Note 10: Income Tax Expense

	2022 \$	2021 \$
The components of tax expense comprise		
Current Tax	1,357.05	294.45
Income Tax Expense	<hr/> 1,357.05	<hr/> 294.45

The prima facie tax on benefits accrued before income tax is reconciled to the income tax as follows:

Prima facie tax payable on benefits accrued before income tax at 15%	21,150.93	2,831.62
Less:		
Tax effect of:		
Non Taxable Contributions	40.03	48.84
Increase in MV of Investments	18,993.45	1,504.05
Tax Losses Deducted	0.00	236.40
Tax Adjustment - Capital Works Expenditure (D1)	835.50	835.35
Add:		
Tax effect of:		
SMSF Non-Deductible Expenses	75.00	87.30
Rounding	0.10	0.17

DocuSigned by:

 7E321D0585214D1...

DocuSigned by:

 D0F7156BB5D34DF...

Refer to compilation report

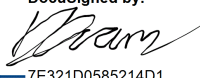
Harper Swarz SMSF


Notes to the Financial Statements

For the year ended 30 June 2022



Income Tax on Taxable Income or Loss	1,357.05	294.45
Less credits:		
Current Tax or Refund	<u>1,357.05</u>	<u>294.45</u>

DocuSigned by:

7E321D0585214D1...

DocuSigned by:

D0F7156BB5D34DF...

Harper Swarz SMSF Trustees Declaration

Harper Swarz Smsf Pty. Ltd. ACN: 632046112



The directors of the trustee company have determined that the Fund is not a reporting entity and that these special purpose financial statements should be prepared in accordance with the accounting policies described in Note 1 to the financial statements.

The directors of the trustee company declare that:

- (i) the financial statements and notes to the financial statements for the year ended 30 June 2022 present fairly, in all material respects, the financial position of the Superannuation Fund at 30 June 2022 and the results of its operations for the year ended on that date in accordance with the accounting policies described in Note 1 to the financial statements;
- (ii) the financial statements and notes to the financial statements have been prepared in accordance with the requirements of the trust deed; and
- (iii) the operation of the superannuation fund has been carried out in accordance with its trust deed and in compliance with the requirements of the Superannuation Industry (Supervision) Act 1993 and associated Regulations during the year ended 30 June 2022.

Specifically, the directors of the trustee company declare that:

- in accordance with s120 of the Superannuation Industry (Supervision) Act 1993, no individual trustee has been or is a disqualified person;
- the Fund has satisfactory title to all assets, all assets are unencumbered and free from charge as prescribed by s50 of the Superannuation Industry (Supervision) Act 1993 and reg13.14 of the Superannuation Industry (Supervision) Regulations 1994; and
- to the knowledge of the directors of the trustee company, there have been no events or transactions subsequent to the balance date which could have a material impact on the Fund. Where such events have occurred, the effect of such events has been accounted and noted in the Fund's financial statements.

Signed in accordance with a resolution of the directors of the trustee company by:

DocuSigned by:

A handwritten signature in black ink, appearing to read "Daryle Swarz", written over a blue DocuSign signature line.

7E321D0585214D1...

Daryle Shane Swarz
Harper Swarz Smsf Pty. Ltd.
Director

DocuSigned by:

A handwritten signature in black ink, appearing to read "Rachel Harper", written over a blue DocuSign signature line.

D0F7156BB5D34DF...

Rachel Harper
Harper Swarz Smsf Pty. Ltd.
Director

29 September 2022

Harper Swarz SMSF
Statement of Taxable Income



For the year ended 30 June 2022

	2022
	\$
Benefits accrued as a result of operations	141,006.17
Less	
Increase in MV of investments	126,623.00
Non Taxable Contributions	266.85
Tax Adjustment - Capital Works Expenditure (D1)	5,570.00
	<u>132,459.85</u>
Add	
SMSF non deductible expenses	500.00
	<u>500.00</u>
SMSF Annual Return Rounding	0.68
	<u>9,047.00</u>
Taxable Income or Loss	<u>9,047.00</u>
Income Tax on Taxable Income or Loss	1,357.05
	<u>1,357.05</u>
CURRENT TAX OR REFUND	<u>1,357.05</u>
Supervisory Levy	259.00
Income Tax Instalments Paid	(264.00)
	<u>1,352.05</u>
AMOUNT DUE OR REFUNDABLE	<u>1,352.05</u>

DocuSigned by:

 7E321D0585214D1...

DocuSigned by:

 D0F7156BB5D34DF...

Harper Swarz SMSF

Members Statement



Daryle Shane Swarz
12 Edelsten Court
Carrara, Queensland, 4211, Australia

Your Details

Date of Birth : 29/10/1977
Age: 44
Tax File Number: 210887213
Date Joined Fund: 05/03/2019
Service Period Start Date: 25/03/1996
Date Left Fund:
Member Code: SWADAR00001A
Account Start Date: 05/03/2019
Account Phase: Accumulation Phase
Account Description: Accumulation

Nominated Beneficiaries: Rachel Harper
Nomination Type: Binding Nomination (Non Lapsing)
Vested Benefits: 371,560.41
Total Death Benefit: 1,019,828.41
Disability Benefit: 648,268.00

Your Balance

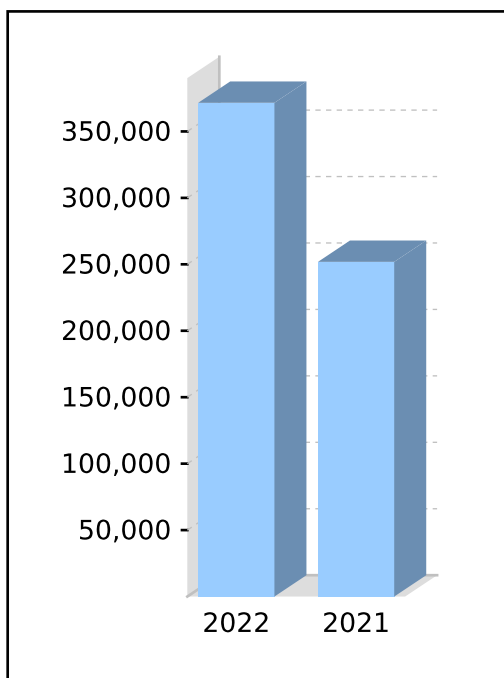
Total Benefits 371,560.41

Preservation Components

Preserved 371,560.41
Unrestricted Non Preserved
Restricted Non Preserved

Tax Components

Tax Free 2,577.79
Taxable 368,982.62
Investment Earnings Rate 39.51%



Your Detailed Account Summary

	This Year	Last Year
Opening balance at 01/07/2021	251,845.95	234,261.64
<u>Increases to Member account during the period</u>		
Employer Contributions	22,539.06	17,411.62
Personal Contributions (Concessional)		
Personal Contributions (Non Concessional)		
Government Co-Contributions		
Other Contributions		
Proceeds of Insurance Policies		
Transfers In		
Net Earnings	100,966.13	2,531.75
Internal Transfer In		
<u>Decreases to Member account during the period</u>		
Pensions Paid		
Contributions Tax	3,380.82	2,611.78
Income Tax	(1,415.98)	(1,890.43)
No TFN Excess Contributions Tax		
Excess Contributions Tax		
Refund Excess Contributions		
Division 293 Tax		
Insurance Policy Premiums Paid	1,825.89	1,637.71
Management Fees		
Member Expenses		
Benefits Paid/Transfers Out		
Superannuation Surcharge Tax		
Internal Transfer Out		
Closing balance at 30/06/2022	371,560.41	251,845.95


Harper Swarz SMSF Members Statement




Trustee's Disclaimer

This statement has been prepared by the Trustee for the member whose name appears at the top of this statement. Every effort has been made by the Trustee to ensure the accuracy and completeness of this Statement. The Trustee does not accept any liability for any error, omission or misprint. All amounts shown in relation to benefits do not take into account any amounts which may be withheld to satisfy the requirements imposed by the Income Tax Assessment Act 1936.

Signed by all the trustees of the fund

DocuSigned by:


7E321D0685214D1...
Daryle Shane Swarz
Director

DocuSigned by:


D0F7156BB5D34DF...
Rachel Harper
Director

Harper Swarz SMSF

Members Statement



Rachel Harper
12 Edelsten Court
Carrara, Queensland, 4211, Australia

Your Details

Date of Birth : 01/10/1978
Age: 43
Tax File Number: 202086749
Date Joined Fund: 05/03/2019
Service Period Start Date: 28/07/2004
Date Left Fund:
Member Code: HARRAC00001A
Account Start Date: 05/03/2019
Account Phase: Accumulation Phase
Account Description: Accumulation

Nominated Beneficiaries: Daryle Shane Swarz
Nomination Type: N/A
Vested Benefits: 75,425.03
Total Death Benefit: 723,693.03
Disability Benefit: 648,268.00

Your Balance

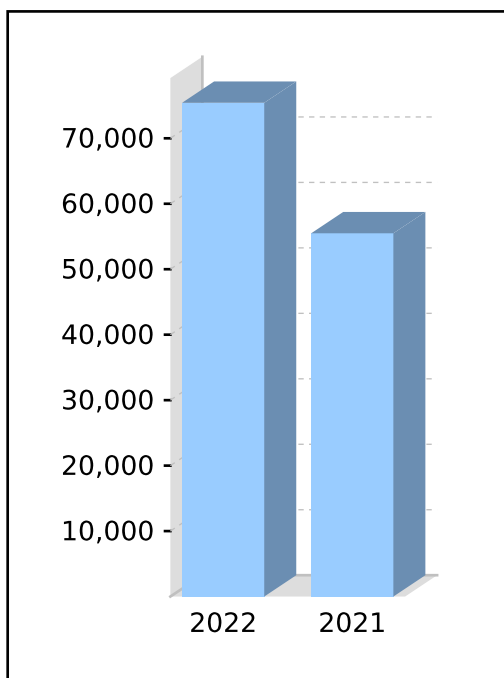
Total Benefits 75,425.03

Preservation Components

Preserved 75,425.03
Unrestricted Non Preserved
Restricted Non Preserved

Tax Components

Tax Free 31,773.90
Taxable 43,651.13
Investment Earnings Rate 40.08%



Your Detailed Account Summary

	This Year	Last Year
Opening balance at 01/07/2021	55,490.37	54,491.69
<u>Increases to Member account during the period</u>		
Employer Contributions		1,778.89
Personal Contributions (Concessional)		
Personal Contributions (Non Concessional)		
Government Co-Contributions		
Other Contributions	266.85	325.60
Proceeds of Insurance Policies		
Transfers In		
Net Earnings	21,491.28	580.04
Internal Transfer In		
<u>Decreases to Member account during the period</u>		
Pensions Paid		
Contributions Tax		266.83
Income Tax	(607.79)	(693.73)
No TFN Excess Contributions Tax		
Excess Contributions Tax		
Refund Excess Contributions		
Division 293 Tax		
Insurance Policy Premiums Paid	2,431.26	2,112.75
Management Fees		
Member Expenses		
Benefits Paid/Transfers Out		
Superannuation Surcharge Tax		
Internal Transfer Out		
Closing balance at 30/06/2022	75,425.03	55,490.37


Harper Swarz SMSF Members Statement




Trustee's Disclaimer

This statement has been prepared by the Trustee for the member whose name appears at the top of this statement. Every effort has been made by the Trustee to ensure the accuracy and completeness of this Statement. The Trustee does not accept any liability for any error, omission or misprint. All amounts shown in relation to benefits do not take into account any amounts which may be withheld to satisfy the requirements imposed by the Income Tax Assessment Act 1936.

Signed by all the trustees of the fund

DocuSigned by:

7E321D0585214D1...
Daryle Shane Swarz
Director

DocuSigned by:

D0F7156BB5D34DF...
Rachel Harper
Director

Harper Swarz SMSF

Minutes of a meeting of the Director(s)

held on 30 June 2022 at C/- Simmons Livingstone & Associates 30/340 Hope Island Road,
Hope Island, Queensland 4212



PRESENT:	Daryle Shane Swarz and Rachel Harper
MINUTES:	The Chair reported that the minutes of the previous meeting had been signed as a true record.
FINANCIAL STATEMENTS OF SUPERANNUATION FUND:	<p>It was resolved that the financial statements would be prepared as special purpose financial statements as, in the opinion of the directors of the Trustee Company, the Superannuation Fund is not a reporting entity and therefore is not required to comply with all Australian Accounting Standards.</p> <p>The Chair tabled the financial statements and notes to the financial statements of the Superannuation Fund in respect of the year ended 30 June 2022 and it was resolved that such statements be and are hereby adopted as tabled.</p>
TRUSTEE'S DECLARATION:	It was resolved that the trustee's declaration of the Superannuation Fund be signed.
ANNUAL RETURN:	Being satisfied that the Fund had complied with the requirements of the Superannuation Industry (Supervision) Act 1993 (SISA) and Regulations during the year ended 30 June 2022, it was resolved that the annual return be approved, signed and lodged with the Australian Taxation Office.
INVESTMENT STRATEGY:	The allocation of the Fund's assets and the Fund's investment performance over the financial year were reviewed and found to be within the acceptable ranges outlined in the investment strategy. After considering the risk, rate of return, diversification and liquidity of the investments and the ability of the Fund to discharge its existing liabilities, it was resolved that the investment strategy continues to reflect the purposes and circumstances of the Fund and its members. Accordingly, no changes in the investment strategy were required.
INSURANCE COVER:	The trustee(s) reviewed the current life and total and permanent disability insurance coverage on offer to the members and resolved that the current insurance arrangements were appropriate for the Fund.
ALLOCATION OF INCOME:	It was resolved that the income of the Fund would be allocated to the members based on their average daily balance (an alternative allocation basis may be percentage of opening balance).
INVESTMENT ACQUISITIONS:	It was resolved to ratify the investment acquisitions throughout the financial year ended 30 June 2022.
INVESTMENT DISPOSALS:	It was resolved to ratify the investment disposals throughout the financial year ended 30 June 2022.
AUDITORS:	<p>It was resolved that</p> <p>Super Audits</p> <p>of</p> <p>Box 3376, RUNDLE MALL, South Australia 5000</p> <p>act as auditors of the Fund for the next financial year.</p>
TAX AGENTS:	<p>It was resolved that</p> <p>Simmons Livingstone & Associates</p> <p>act as tax agents of the Fund for the next financial year.</p>
TRUSTEE STATUS:	Each of the trustee(s) confirmed that they are qualified to act as trustee(s) of the

Harper Swarz SMSF

Minutes of a meeting of the Director(s)

held on 30 June 2022 at C/- Simmons Livingstone & Associates 30/340 Hope Island Road,
Hope Island, Queensland 4212



Fund and that they are not disqualified persons as defined by s 120 of the SISA.

CONTRIBUTIONS RECEIVED:


It was resolved that the contributions during the year be allocated to members on the basis of the schedule provided by the principal Fund employer.

CLOSURE:

All resolutions for this meeting were made in accordance with the SISA and Regulations.

There being no further business the meeting then closed.

Signed as a true record –


DocuSigned by:

7E321D0585214D1...
Daryle Shane Swarz


Chairperson

Harper Swarz SMSF Investment Summary Report

As at 30 June 2022

Investment	Units	Market Price	Market Value	Average Cost	Accounting Cost	Unrealised Gain/(Loss)	Gain/(Loss)%	Portfolio Weight%
Cash/Bank Accounts								
Macquarie ***5209		50,537.630000	50,537.63	50,537.63	50,537.63			7.94 %
			50,537.63		50,537.63			7.94 %
Plant and Equipment (at written down value) - Unitised								
SWARDS1do Doors ors	1.00	740.950000	740.95	760.00	760.00	(19.05)	(2.51) %	0.12 %
SWARDS1_ Plant & Equipment - 24 PLANT&EQU Chambers Ridge (as per QSR) IPM	1.00	0.000000	0.00	8,703.77	8,703.77	(8,703.77)	(100.00) %	0.00 %
			740.95		9,463.77	(8,722.82)	(92.17) %	0.12 %
Real Estate Properties (Australian - Residential)								
24CHAMBER 24 Chambers Ridge Boulevard, S Park Ridge Q 4125	1.00	585,000.000000	585,000.00	443,818.00	443,818.00	141,182.00	31.81 %	91.94 %
			585,000.00		443,818.00	141,182.00	31.81 %	91.94 %
			636,278.58		503,819.40	132,459.18	26.29 %	100.00 %

 DocuSigned by:

 7E321D0585214D1...
 29/09/2022

 DocuSigned by:

 D0F7156BB5D34DF...

Harper Swarz SMSF Investment Movement Report

As at 30 June 2022

Investment	Opening Balance		Additions		Disposals			Closing Balance		
	Units	Cost	Units	Cost	Units	Cost	Accounting Profit/(Loss)	Units	Cost	Market Value
Bank Accounts										
Macquarie ***5209		42,859.34		39,022.56		(31,344.27)			50,537.63	50,537.63
		42,859.34		39,022.56		(31,344.27)			50,537.63	50,537.63
Plant and Equipment (at written down value) - Unitised										
SWARDS1doors - Doors	1.00	760.00						1.00	760.00	740.95
SWARDS1_PLANT&EQUIPM - Plant & Equipment - 24 Chambers Ridge (as per QSR)	1.00	11,123.23				(2,419.46)	0.00	1.00	8,703.77	0.00
		11,883.23				(2,419.46)	0.00		9,463.77	740.95
Real Estate Properties (Australian - Residential)										
24CHAMBERS - 24 Chambers Ridge Boulevard, Park Ridge Q 4125	1.00	443,818.00						1.00	443,818.00	585,000.00
		443,818.00							443,818.00	585,000.00
		498,560.57		39,022.56		(33,763.73)	0.00		503,819.40	636,278.58

Harper Swarz SMSF Investment Performance

As at 30 June 2022

Investment	Opening Value	Purchases / Additions	Sales / Reductions	Closing Value	Realised Market Gain	Unrealised Market Gain	Net Income	Income and Market Gain	Return %
Bank Accounts									
Macquarie ***5209	42,859.34	0.00	0.00	50,537.63	0.00	0.00	4.71	4.71	0.01 %
	42,859.34	0.00	0.00	50,537.63	0.00	0.00	4.71	4.71	0.01 %
Plant and Equipment (at written down value) - Unitised									
SWARDS1d Doors	759.95	0.00	0.00	740.95	0.00	(19.00)	(19.00)	(38.00)	(5.00) %
SWARDS1_ Plant & Equipment - 24 Chambers Ridge (as per QSR)	11,123.23	0.00	2,419.46	8,703.77	0.00	0.00	(2,419.46)	(2,419.46)	(27.80) %
	11,883.18	0.00	2,419.46	9,444.72	0.00	(19.00)	(2,438.46)	(2,457.46)	(25.97) %
Real Estate Properties (Australian - Residential)									
24CHAMBE 24 Chambers Ridge Boulevard, Park Ridge Q 4125	458,377.00	0.00	0.00	585,000.00	0.00	126,623.00	2,959.16	129,582.16	28.27 %
	458,377.00	0.00	0.00	585,000.00	0.00	126,623.00	2,959.16	129,582.16	28.27 %
	513,119.52	0.00	2,419.46	644,982.35	0.00	126,604.00	525.41	127,129.41	24.89 %