

**Embling Super Fund**  
**Trading As PAK Super Fund Pty Ltd**  
**ABN 95 289 010 261**  
**Comparative Trial Balance as at 30 June 2021**

	2021 \$ Dr	2021 \$ Cr	2020 \$ Dr	2020 \$ Cr
<b>Income</b>				
0550	Dividends - Franked	4,674.83		4,566.18
0551	Dividends - Unfranked	7,501.86		6,856.89
0575	Interest received	34.55		68.76
0760	Members taxable contributions			
	- Members taxable contributions- Kevin	1,128.00		
0760.02	- Members taxable contributions- Paulette	1,127.00		
		<u>2,255.00</u>		
0905	Shares in listed companies	56,928.39	15,862.94	
<b>Expenses</b>				
1510	Accountancy	2,200.00		
1675	Fees & charges	314.00	259.00	
1798	Management fees	2,280.00	3,553.83	
1970	Group life premiums			
1970.01	- Group life premiums	11,657.25	9,908.80	
		<u>11,657.25</u>	<u>9,908.80</u>	
1998	Income tax expense - Earnings			
	- Income tax expense - Earnings- Kevin		197.16	
1998.02	- Income tax expense - Earnings- Paulette		141.09	
			<u>338.25</u>	
1999	Income tax expense - Contribution			
	- Income tax expense - Contribution- Kevin	169.20		
1999.02	- Income tax expense -Contribution- Paulet	169.05		
		<u>338.25</u>		
<b>Current Assets</b>				
2001	Macquire Cash Management Account	9,808.48	15,718.50	
2051	Undeposited Dividends	5,896.94	3,090.90	

These financial statements are unaudited. They must be read in conjunction with the attached Accountant's Compilation Report and Notes which form part of these financial statements.



**Embling Super Fund**  
**Trading As PAK Super Fund Pty Ltd**  
**ABN 95 289 010 261**  
**Comparative Trial Balance as at 30 June 2021**

	2021 \$ Dr	2021 \$ Cr	2020 \$ Dr	2020 \$ Cr
<b>Non Current Assets</b>				
2520	Shares in listed companies			
2520.01	307,757.17		307,757.17	
2520.99	54,021.59			2,906.80
	<u>361,778.76</u>		<u>307,757.17</u>	<u>2,906.80</u>
<b>Current Liabilities</b>				
3325	Taxation			
	2,163.01		1,044.04	
<b>Equity</b>				
4000	Opening balance - Members fund			
4000.01		213,804.63		229,185.00
4000.02		110,899.18		113,611.55
		<u>324,703.81</u>		<u>342,796.55</u>
	<u>396,436.69</u>	<u>396,436.69</u>	<u>357,195.18</u>	<u>357,195.18</u>
Net Profit		54,943.38	18,092.74	

These financial statements are unaudited. They must be read in conjunction with the attached Accountant's Compilation Report and Notes which form part of these financial statements.



# SMSF Income Tax Reconciliation

3

Name of Fund

EMBLING SUPERANNUATION  
FUND

Year Ending

2021

Income (Loss) per the accounts at year end

\$54,943.38

Add:

Unrealised Losses (per Handilegder accs)

\$	-
----	---

Realised Losses (per Handilegder accs)

\$	-
----	---

Non Deductible Expenses

\$	-
----	---

Capital Gains Items

\$	-
----	---

GESB Untaxed Contributions

\$	-
----	---

Total

\$	-
----	---

Adjusted Taxable Income

\$ 54,943.38

Less:

Unrealised Profits (per Handilegder accs)

\$	56,928.39
----	-----------

Realised Profits (per Handilegder accs)

\$	-
----	---

Non Taxable Income

Audio Note on trust income

\$	-
----	---

Undeducted contributions

Audio note on 'other'

\$	-
----	---

Pension Phase Income

\$	-
----	---

Total

\$	56,928.39
----	-----------

Adjusted Taxable Income

-\$ 1,985.01

Refer Comment

Add:

Capital Gains (loss) - shares

Audio notes - shares

\$	-
----	---

Capital Gains (loss) - managed funds

Audio notes managed funds

\$	-
----	---

Capital Gains (loss) - other

Audio notes other

\$	-
----	---

Capital losses carried forward from prior year

\$	-
----	---

Total

\$	-
----	---

(This should match the total tax capital losses for the fund for the year)

\$	-
----	---

Adjusted Taxable Income

-\$ 1,985.01

Calculate and enter (if applicable) 33.33% discount on capital gains

Audio Notes 1/3 Discount

\$	0
----	---

Final Taxable Income

-\$ 1,985.01

Income Tax Payable

\$0.00



# SMSF Allocation of Tax Payable & Earnings

**Do not put any data into the green cells**  
**Only put Data into the blue cells**

Name of Fund | EMBLING SUPERANNUATION FUND | Year | 2021

Income Tax Payable per Income Tax Reconciliation worksheet | \$ -

This amount represents the income tax attributable to the earnings of the SMSF  
**\$ 338.25**

Super Contributions:	Tax on Conts	
Member 1	\$ 1,128.00	\$ 169.20
Member 2	\$ 1,127.00	\$ 169.05
Member 3	\$ -	\$ -
Member 4	\$ -	\$ -
<b>Total</b>	<b>\$ 2,255.00</b>	<b>\$ 338.25</b>

Tax on Earnings | Less Insurance | Total Earnings | Tax on Earnings to be Allocated

Earnings allocated		Less Insurance	Total Earnings	Tax on Earnings to be Allocated
Member 1	\$42,369.06	\$ 11,657.25	\$30,711.81	-\$ 197.16
Member 2	\$21,976.57	\$ -	\$21,976.57	-\$ 141.09
Member 3	\$0.00	\$ -	\$0.00	\$ -
Member 4	\$0.00	\$ -	\$0.00	\$ -

Total Tax - this must match H10 | -\$338.25

**Allocation In Accounts**

Member 1	\$31,867.77
Member 2	\$23,075.61
Member 3	\$0.00
Member 4	\$0.00

**Here is your entry**

ITE - Earnings Mem 1	-\$197.16
ITE - Earnings Mem 2	-\$141.09
ITE - Earnings Mem 3	\$0.00
ITE - Earnings Mem 4	\$0.00
ITE - Contributions Mem 1	\$169.20
ITE - Contributions Mem 2	\$169.05
ITE - Contributions Mem 3	\$0.00
ITE - Contributions Mem 4	\$0.00
Provision for Tax	-\$0.00

D7 and F29 Don't Match

Has any member paid Superannuation surcharge for year? Enter amounts below

Member 1	\$ -
Member 2	\$ -
Member 3	\$ -
Member 4	\$ -

Enter - Co-Confs and Govt Co-confs into the SMSF & Trsfers In

Member 1	\$ -
Member 2	\$ -
Member 3	\$ -
Member 4	\$ -

Enter benefits paid out to members

Member 1	\$ -
Member 2	\$ -
Member 3	\$ -
Member 4	\$ -









### Super Fund Components

Client Name	Kevin Embling
Fund Name	Embling Super Fund
Total Superannuation Benefit at year end	\$ 245,672.40
Eligible Service Period	16 October 2017
Date of Calculation	30 June 2021
Tax free component at 30 June 2019	\$ 4,500.00
Tax free components from rollovers during year	\$ -
Non-concessional contributions made during year	\$ -
Concessional contributions made during year	\$ -
Withdrawals from Tax free amount during year	\$ -

<b>Super Fund Components</b>	
<b>30 June 2021</b>	
Tax Free	\$ 4,500.00
Taxable	
- Element Taxed	\$ 241,172.40
<b>TOTAL</b>	<b>\$ 245,672.40</b>

<b>Preseved Benefits Report</b>	
Preserved benefits	\$245,672
Restricted Non-Preserved benefits	\$0
Unrestricted Non-Preserved benefits	\$0
<b>TOTAL</b>	<b>\$245,672</b>



**Super Fund Components**

<b>Client Name</b>	<b>Paulette Anne Embling</b>
<b>Fund Name</b>	<b>Embling Super Fund</b>
<b>Total Superannuation Benefit at year end</b>	<b>\$ 133,974.79</b>
<b>Eligible Service Period</b>	16 October 2017
<b>Date of Calculation</b>	30 June 2021
Tax free component at 30 June 2019	\$ 13,925.16
Tax free components from rollovers during year	\$ -
Non-concessional contributions made during year	\$ -
Concessional contributions made during year	\$ -
Withdrawals from Tax free amount during year	\$ -

<b>Super Fund Components</b>	
<b>30 June 2021</b>	
Tax Free	\$ 13,925.16
Taxable	
- Element Taxed	\$ 120,049.63
<b>TOTAL</b>	<b>\$ 133,974.79</b>

<b>Preserved Benefits Report</b>	
Preserved benefits	\$133,975
Restricted Non-Preserved benefits	\$0
Unrestricted Non-Preserved benefits	\$0
<b>TOTAL</b>	<b>\$133,975</b>





# Macquarie Cash Management Account

MACQUARIE BANK LIMITED  
ABN 46 008 583 542 AFSL 237502

enquiries 1800 806 310  
transact@macquarie.com  
www.macquarie.com.au

GPO Box 2520  
Sydney, NSW 2001



EMBLING SUPER FUND  
22 RED POLL COURT  
LOWER CHITTERING WA 6084

1 Shelley Street  
Sydney, NSW 2000

account balance **\$18,387.96**  
as at 31 Dec 20

account name PAK SUPERANNUATION PTY LTD ATF  
EMBLING SUPER FUND  
account no. 966869653

transaction	description	debits	credits	balance
30.06.20	OPENING BALANCE			15,718.50
02.07.20	Interest REBATE OF ADVISER COMMISSION		3.24	15,721.74
10.07.20	Deposit DJRE DST 001242270504		231.07	15,952.81
13.07.20	Deposit IHCB PAYMENT JUL20/00802645		68.76	16,021.57
13.07.20	Deposit IEM PAYMENT JUL20/00811228		82.46	16,104.03
13.07.20	Direct debit SYNCHRON 55199791792	220.00		15,884.03
16.07.20	Deposit BNDS DST JUNE 001242355256		17.27	15,901.30
16.07.20	Deposit SMLL DST JUNE 001242372953		257.74	16,159.04
16.07.20	Deposit QOZ DST JUNE 001242381039		410.73	16,569.77
16.07.20	Deposit NDQ DST JUNE 001242468274		604.66	17,174.43
16.07.20	Deposit VGS PAYMENT JUL20/00821802		289.17	17,463.60
17.07.20	Funds transfer SENTINEL R+A FEE JUN20	80.00		17,383.60

## how to make a transaction

online  
Log in to [www.macquarie.com.au/personal](http://www.macquarie.com.au/personal)

by phone  
Call 133 275 to make a phone transaction

transfers from another bank account  
Transfer funds from another bank to this account:  
BSB 182 512  
ACCOUNT NO. 966869653

deposits using BPay  
From another bank



Bill code: 667022  
Ref: 966 869 653

continued on next



# Macquarie Cash Management Account

enquiries 1800 806 310

account name PAK SUPERANNUATION PTY LTD ATF  
EMBLING SUPER FUND  
account no. 966869653

transaction	description	debits	credits	balance
24.07.20	Deposit		126.08	17,509.68
24.07.20	Deposit		203.80	17,713.48
24.07.20	Deposit		799.17	18,512.65
31.07.20	Interest		0.71	18,513.36
04.08.20	Interest		3.59	18,516.95
12.08.20	Direct debit	220.00		18,296.95
18.08.20	Deposit		18.25	18,315.20
31.08.20	Interest		0.83	18,316.03
31.08.20	Funds transfer	80.00		18,236.03
02.09.20	Interest		3.90	18,239.93
14.09.20	Direct debit	220.00		18,019.93
15.09.20	Funds transfer	80.00		17,939.93
16.09.20	Deposit		31.95	17,971.88
30.09.20	Interest		0.64	17,972.52
02.10.20	Interest		3.71	17,976.23
12.10.20	Direct debit	220.00		17,756.23
13.10.20	Deposit		289.90	18,046.13
15.10.20	Funds transfer	80.00		17,966.13
16.10.20	Deposit		24.69	17,990.82
16.10.20	Deposit		126.08	18,116.90
16.10.20	Deposit		203.80	18,320.70
16.10.20	Deposit		156.98	18,477.68
03.11.20	Interest		3.87	18,481.55
09.11.20	Deposit		443.41	18,924.96
12.11.20	Direct debit	220.00		18,704.96
13.11.20	Funds transfer	80.00		18,624.96
17.11.20	Deposit		27.32	18,652.28

continued on next





## Macquarie Cash Management Account

enquiries 1800 806 310

account name PAK SUPERANNUATION PTY LTD ATF  
EMBLING SUPER FUND  
account no. 966869653

	transaction	description	debits	credits	balance
02.12.20	Interest	REBATE OF ADVISER COMMISSION		3.82	18,656.10
11.12.20	Funds transfer	SENTINEL R+A FEE NOV20	80.00		18,576.10
14.12.20	Direct debit	SYNCHRON 59329668677	220.00		18,356.10
16.12.20	Deposit	BNDS DST NOV 001254640375		27.58	18,383.68
31.12.20	Interest	MACQUARIE CMA INTEREST PAID*		4.28	18,387.96
		CLOSING BALANCE AS AT 31 DEC 20	1,800.00	4,469.46	18,387.96

\* Interest rate for the period 1 July to 30 September: balances \$0.00 to \$4,999.99 earned 0.05% balances \$5,000.00 and above earned 0.05% pa (92 days); 1 October to 30 November: balances \$0.00 to \$4,999.99 earned 0.00% balances \$5,000.00 and above earned 0.00% pa (61 days); 1 December to 31 December: 0.27% pa (31 days)



## Macquarie Cash Management Account

enquiries 1800 806 310

account name PAK SUPERANNUATION PTY LTD ATF  
EMBLING SUPER FUND  
account no. 966869653

We offer several options that allow you to make payments and view transactions free of charge

- Electronic funds transfers up to \$20,000 a day using online banking.
- Increase your limit to \$100,000 temporarily or nominate an account for unlimited transfers by contacting us.
- BPAY payments (subject to BPAY biller code limits) free of charge via online and mobile banking.
- Make the switch to free online statements by updating your preference online.

### About your account

- Interest is calculated on daily balances and paid monthly. The interest rate is variable and may change at any time without prior notice.
- If you have a complaint about our service, or you'd like more information about your account including fees and charges, mistaken payments or unauthorised transactions, please read the terms and conditions for your account or contact us.

### Protect your account

- Please check each entry on this statement. If you think there is an error or unauthorised transaction, please contact us right away.
- If you have new contact details, please contact us to update them.
- This statement should be kept in a safe place at all times. Please read the Product Information Statement for more details about keeping your account secure.

### Access to and sharing your data

- We may provide access to or share an electronic copy of your data (account details, balance, transaction history and personal information) with other parties at your or your Financial Services Professional's request. This includes people who work with or for your Financial Services Professional such as accountants, consultants, technology platform owner/operators and others, some of whom may not be in Australia.
- Please refer to the current offer document for more information and speak with your Financial Services Professional if you have questions about how your data may be used, disclosed and/or protected.

### Visit our Help Centre

- Here you'll find answers to common questions about your account. For more information, please visit [help.macquarie.com](http://help.macquarie.com)

Download the Macquarie Mobile Banking app

- The Macquarie Mobile Banking app makes managing your money simple and convenient.



*The Apple logo is a trademark of Apple Inc, registered in the U.S. and other countries.  
App Store is a service mark of Apple Inc. Google Logo is a trademark of Google LLC.*

20-2230  
29-8718  
9948



# Macquarie Cash Management Account

MACQUARIE BANK LIMITED  
ABN 46 008 583 542 AFSL 237502

enquiries 1800 806 310  
transact@macquarie.com  
www.macquarie.com.au

GPO Box 2520  
Sydney, NSW 2001



EMBLING SUPER FUND  
22 RED POLL COURT  
LOWER CHITTERING WA 6084

1 Shelley Street  
Sydney, NSW 2000

account balance **\$9,808.48**  
as at 30 Jun 21

account name PAK SUPERANNUATION PTY LTD ATF  
EMBLING SUPER FUND  
account no. 966869653


transaction	description	debits	credits	balance
31.12.20	OPENING BALANCE			18,387.96
06.01.21	Deposit IEM PAYMENT JAN21/00810686		152.53	18,540.49
11.01.21	Direct debit TAL Life Limited 1718655-B1307282	11,657.25		6,883.24
13.01.21	Deposit DJRE DST 001255037367		123.79	7,007.03
19.01.21	Deposit IFRA DST 001255325296		126.08	7,133.11
19.01.21	Deposit MWV DST 001255313332		658.14	7,791.25
19.01.21	Deposit BNDS DST DEC 001255071087		14.68	7,805.93
19.01.21	Deposit NDQ DST 001255260047		24.63	7,830.56
19.01.21	Deposit SMLL DST DEC 001255192659		238.81	8,069.37
19.01.21	Deposit QOZ DST DEC 001255284224		577.58	8,646.95
19.01.21	Deposit VGS PAYMENT JAN21/00822512		183.53	8,830.48
21.01.21	Funds transfer SENTINEL R+A FEE DEC20	80.00		8,750.48

### how to make a transaction

online  
Log in to [www.macquarie.com.au/personal](http://www.macquarie.com.au/personal)

deposits using BPay  
From another bank

by phone  
Call 133 275 to make a phone transaction



Bill code: 667022
Ref: 966 869 653

transfers from another bank account  
Transfer funds from another bank to this account:  
BSB 182 512  
ACCOUNT NO. 966869653

continued on next



## Macquarie Cash Management Account

enquiries 1800 806 310

account name PAK SUPERANNUATION PTY LTD ATF  
EMBLING SUPER FUND  
account no. 966869653

	transaction	description	debits	credits	balance
22.01.21	Deposit	PLUS DST 001255332126		203.80	8,954.28
29.01.21	Interest	MACQUARIE CMA INTEREST PAID*		1.39	8,955.67
10.02.21	Funds transfer	SENTINEL R+A FEE JAN21	80.00		8,875.67
16.02.21	Deposit	BNDS DST 001255529289		25.60	8,901.27
26.02.21	Interest	MACQUARIE CMA INTEREST PAID*		0.84	8,902.11
12.03.21	Funds transfer	SENTINEL R+A FEE FEB21	80.00		8,822.11
16.03.21	Deposit	BNDS DST 001258201162		17.43	8,839.54
31.03.21	Interest	MACQUARIE CMA INTEREST PAID*		0.93	8,840.47
15.04.21	Deposit	IHCB PAYMENT APR21/00802815		223.36	9,063.83
20.04.21	Deposit	BNDS DST MAR 001259837499		20.54	9,084.37
20.04.21	Deposit	IFRA DST 001259921566		133.96	9,218.33
20.04.21	Deposit	PLUS DST 001259940185		203.80	9,422.13
20.04.21	Deposit	VGS PAYMENT APR21/00822913		143.59	9,565.72
21.04.21	Funds transfer	SENTINEL R+A FEE MAR21	80.00		9,485.72
30.04.21	Interest	MACQUARIE CMA INTEREST PAID*		0.90	9,486.62
13.05.21	Deposit	GLOBAL VALUE FUN S00112808400		458.70	9,945.32
18.05.21	Deposit	BNDS DST APR 001260198880		9.73	9,955.05
18.05.21	Funds transfer	SENTINEL R+A FEE APR21	80.00		9,875.05
31.05.21	Interest	MACQUARIE CMA INTEREST PAID*		0.96	9,876.01
17.06.21	Deposit	BNDS DST MAY 001261200585		11.53	9,887.54
18.06.21	Funds transfer	SENTINEL R+A FEE MAY21	80.00		9,807.54
30.06.21	Interest	MACQUARIE CMA INTEREST PAID*		0.94	9,808.48

continued on next



## Macquarie Cash Management Account

enquiries 1800 806 310

account name PAK SUPERANNUATION PTY LTD ATF  
EMBLING SUPER FUND  
account no. 966869653

transaction	description	debits	credits	balance
	CLOSING BALANCE AS AT 30 JUN 21	12,137.25	3,557.77	9,808.48

\* Interest rate for the period 1 January to 3 January: 0.27% pa (3 days); 4 January to 30 June: 0.12% pa (178 days)

### annual interest summary 2020/2021

INTEREST PAID		12.42
TOTAL REBATE OF ADVISER COMMISSION	22.13	
TOTAL INCOME PAID		34.55





Australian Government  
Australian Taxation Office

Agent SUCCESS TAX PROFESSIONALS  
(MIDLAND)  
Client THE TRUSTEE FOR EMBLING  
SUPER FUND  
ABN 95 289 010 261  
TFN 159 399 381

15

## Activity statement 004

---

Date generated	12/09/2021
Overdue	\$0.00
Not yet due	\$0.00
Balance	\$0.00

## Transactions

---

0 results found - from 12 September 2019 to 12 September 2021 sorted by processed date ordered newest to oldest







Australian Government  
Australian Taxation Office

Agent SUCCESS TAX PROFESSIONALS  
(MIDLAND)  
Client THE TRUSTEE FOR EMBLING  
SUPER FUND  
ABN 95 289 010 261  
TFN 159 399 381

16

## Income tax 002


<b>Date generated</b>	12/09/2021
<b>Overdue</b>	\$0.00
<b>Not yet due</b>	\$0.00
<b>Balance</b>	\$0.00

## Transactions

4 results found - from 12 September 2019 to 12 September 2021 sorted by processed date ordered newest to oldest

Processed date	Effective date	Description	Debit (DR)	Credit (CR)	Balance
7 Jul 2021	12 Jul 2021	EFT refund for Income Tax for the period from 01 Jul 19 to 30 Jun 20	\$1,050.00		\$0.00
7 Jul 2021	17 May 2021	Tax return Self Man Superfund - Income Tax for the period from 01 Jul 19 to 30 Jun 20		\$1,050.00	\$1,050.00 CR
12 Dec 2019	17 Dec 2019	EFT refund for Income Tax for the period from 01 Jul 18 to 30 Jun 19	\$654.75		\$0.00
11 Dec 2019	11 Dec 2019	Tax return Self Man Superfund - Income Tax for the period from 01 Jul 18 to 30 Jun 19		\$654.75	\$654.75 CR





# Success Tax Professionals

REGISTERED TAX AGENTS  
& PUBLIC ACCOUNTANTS  
ESSAY BUSINESS SERVICES PTY LTD  
ABN 50 131 907 232

17

PO Box 238  
Midland WA 6936

15 Sayer Street  
Midland WA 6056

2 Hensbrook Loop  
Forrestdale WA - 6112

Tel: (08)9274 2844

info@stpmidland.com.au  
www.blossomfg.com.au

## TAX INVOICE

Embling Super Fund  
22 Redpoll Court  
LOWER CHITTERING WA 6084

Date  
Invoice Number

26 Oct 2020  
014274

Description	Amount
ASIC Annual Statement Preparation and completion of the Australian Securities & Investments Commission Annual Company Statement. Preparation of the annual documents required for the company and preparation of the Annual Review Filing Fee Invoice. Forwarding for signature and payment.	218.18
ASIC Annual Company Review Fee Australian Security and Investments Commission Annual Company Review Filing Fee	55.00
Subtotal	273.18
Total No GST	0.00
Total GST 10%	21.82
Invoice Total	295.00
Less Payments & Credits	295.00
<b>Amount Due</b>	<b>0.00</b>

Due Date 02 Nov 2020

### PAYMENT ADVICE

From: Embling Super Fund  
Invoice Number: 014274

by Credit Card

Number: \_\_\_\_\_

Name on Credit card: \_\_\_\_\_

Signature: \_\_\_\_\_

Amount Due: \$0.00

Due Date: 2 Nov 20

by Cheque

by Direct Credit

CVC: \_\_\_\_\_

Expiry date: \_\_\_\_ / \_\_\_\_

Amount Paid:

DIRECT CREDIT:


BSB: 086 334

Acc No: 31 209 2709

Please quote Invoice No:

014274





# Success Tax Professionals

REGISTERED TAX AGENTS  
& PUBLIC ACCOUNTANTS  
ESSAY BUSINESS SERVICES PTY LTD  
ABN 50 131 907 232

18

PO Box 238  
Midland WA 6936

15 Sayer Street  
Midland WA 6056

2 Hensbrook Loop  
Forrestdale WA - 6112

Tel: (08)9274 2844

info@stpmidland.com.au  
www.blossomfg.com.au

## TAX INVOICE

Embling Super Fund  
22 Redpoll Court  
LOWER CHITTERING WA 6084

Date  
Invoice Number

12 Mar 2021  
014470

Description	Amount
<b>ACCOUNT TO PROFESSIONAL SERVICES RENDERED:</b>	
Preparation of Superannuation Fund Income Tax Return for the year ended 30th June 2020	
Preparation of Financial Statements and Minutes for the year ended 30th June 2020	
Compiling and lodging Income Tax Return for the year ended 30th June 2020	
Attended to various Compliance's for Superannuation Fund.	
Work completed On: Code And Reconcile Bank Account. Preparation of Minutes. Rollover Review Interest Income Received. Review Dividends Received. Review ATO Running Balance Account. Review expenditure. Liaise with auditor. Calculate Net Market Re-valuations. Prepare Superannuation Fund Minutes. Calculate Member Balances, Preservation And Components. Meeting At The Office To Sign And Collect Accounts. Electronic Lodgement Of All Returns.	1,345.45
"F" - Embling Superannuation Fund	
<b>Subtotal</b>	<b>1,345.45</b>

### PAYMENT ADVICE

From: Embling Super Fund  
Invoice Number: 014470

Amount Due: \$0.00  
Due Date: 21 Mar 21  
 by Cheque  
 by Direct Credit

Amount Paid:

by Credit Card  

Number: 


Name on Credit card: \_\_\_\_\_ CVC: \_\_\_\_\_

Signature: \_\_\_\_\_ Expiry date: \_\_\_\_/\_\_\_\_/\_\_\_\_

**DIRECT CREDIT:**  
BSB: 086 334  
Acc No: 31 209 2709  
Please quote Invoice No:  
014470

Description	Amount
Total GST 10%	134.55
<hr/>	
Invoice Total	1,480.00
Less Payments & Credits	1,480.00
<hr/>	
Amount Due	0.00

**Due Date 21 Mar 2021**



Success Tax Professionals

REGISTERED TAX AGENTS & PUBLIC ACCOUNTANTS  
ESSAY BUSINESS SERVICES PTY LTD  
ABN 50 131 907 232

19

PO Box 238  
Midland WA 6936

15 Sayer Street  
Midland WA 6056

2 Hensbrook Loop  
Forrestdale WA - 6112

Tel: (08)9274 2844

info@stpmidland.com.au  
www.blossomfg.com.au

# TAX INVOICE

Embling Super Fund  
22 Redpoll Court  
LOWER CHITTERING WA 6084

Date 14 Mar 2021  
Invoice Number 014471

Description	Amount
Preparation of the compliance and financial audit for the year ended 30 June 2020	
Work completed for:	
- Preparation of supporting work papers	
- Preparation of audit report.	436.36
- Lodgement of Audit Report with ATO	
"F" - Embling Superannuation Fund	
Subtotal	436.36
Total GST 10%	43.64
Invoice Total	480.00
Less Payments & Credits	480.00
<b>Amount Due</b>	<b>0.00</b>

Due Date 21 Mar 2021

## PAYMENT ADVICE

From: Embling Super Fund  
Invoice Number: 014471

by Credit Card

Number: \_\_\_\_\_

Name on Credit card: \_\_\_\_\_ CVC: \_\_\_\_\_

Signature: \_\_\_\_\_ Expiry date: \_\_\_\_\_ / \_\_\_\_\_

Amount Due: \$0.00  
Due Date: 21 Mar 21  
 by Cheque  
 by Direct Credit

Amount Paid:

DIRECT CREDIT:  
BSB: 086 334  
Acc No: 31 209 2709  
Please quote Invoice No:  
014471





# Preliminary Tax Report

## Tax Pack

Account Code: D1608842

Account Name: PAK SUPERANNUATION PTY LTD <EMBLING S/F A/C>

Taxation Period: 1 July 2020 to 30 June 2021

**Please Note:**

Stocks denoted with an \* are stocks which are outside of Sentinel's investment management.

If you have provided Sentinel with a cost base for these stocks then this cost base will be displayed in the relevant Realised or Unrealised Gains Tax report.

If you have not provided Sentinel with a cost base for these stocks then only the sale proceeds (for stocks sold) or the closing market price (for open positions) will be displayed.

20



## Taxation Summary

- 1 Portfolio Valuation
- 2 Realised Capital Gains Report
- 3 Portfolio Income Report
- 4 Portfolio Expenses Report

21



# Portfolio Valuation

1

As At: 30 June 2021

Account Name: PAK SUPERANNUATION PTY LTD <EMBLING S/F A/C>  
 Account Code: D1608842

## Preliminary Tax Report

Code	Security Name	Call /Put	Strike Price \$	Expiry Date	SPC	Holding	Unit Cost \$	Net Cost \$	Price \$	Market Value \$	Market Value %	Gain /Loss \$
BNDS	Betashares Legg Mason Australian Bond Fund (Managed Fund)					780	25.945	20,237.36	26.74	20,857.20	5.765	619.84
DJRE	SPDR DOW JONES GLOBAL REAL ESTATE FUND					723	22.411	16,203.36	22.36	16,166.28	4.469	-37.08
GVF	Global Value Fund Limited					15,290	1.059	16,196.95	1.13	17,277.70	4.776	1,080.75
IEM	iShares MSCI Emerging Markets Eif					271	59.764	16,195.92	73.82	20,005.22	5.530	3,809.30
IFRA	VANECK VECTORS FTSE GBL INFR (HDGD) ETF					788	20.554	16,196.36	20.77	16,366.76	4.524	170.40
IHCB	ISHARES GLOBAL CORPORATE BOND ETF					230	105.447	24,252.77	112.07	25,776.10	7.125	1,523.33
MVW	VanEck Australian Equal Weight ETF					1,567	28.955	45,372.86	33.16	51,961.72	14.363	6,588.86
NDQ	Betashares Nasdaq 100 ETF					932	17.371	16,189.60	32.11	29,926.52	8.272	13,736.92
PLUS	VanEck Vectors Aust Corp Bond Plus ETF					2,038	17.889	36,457.45	18.77	38,253.26	10.574	1,795.81
QOZ	Betashares Fise Rafi Australia 200 Eif					3,415	13.284	45,363.80	15.16	51,771.40	14.310	6,407.60
SMLL	Betashares Aust Small Companies Select Fund (Managed Fund)					6,850	3.311	22,679.59	4.28	29,318.00	8.104	6,638.41
VGS	Vanguard MSCI Index International Shares ETF					455	71.233	32,411.15	96.92	44,098.60	12.189	11,687.45

Total: 307,757.17 361,778.76 100.00 54,021.59

Grand Total: 307,757.17 361,778.76 54,021.59



# Capital Gains Tax - Realised

From 1 July 2020 Through 30 June 2021

PAK SUPERANNUATION PTY LTD <EMBLING S/F A/C>  
D1608842

Account Name:  
Account Code:

## Preliminary Tax Report

Sale Date	Purchase Tax Date	Purchase Trade Date	Movement Quantity	Actual Cost	Sale Proceeds	Total Gain	Cost Base	Reduced Cost Base	Indexed Cost Base	Discounted Gain	Indexed Gain	CGT Gain	CGT Loss
No records exist.													
Total for Product:													
Grand Total:													
No cost base provided													

23









# Preliminary Tax Report

Account Code: D1608842

Portfolio Income Report  
From 1 July 2020 through 30 June 2021

Transaction Date	Settlement Date	Income Received	Interest	Other Income	Gross Franked Dividend	Imputation Credit	Unfranked Dividend	Discount Capital Gain	Non-Disc Capital Gain	CGT Conc.	Tax Free	Tax Deferred	Return Of Capital	TFN Amnts. Deduct.	Resident W/Holding Tax	Non Resident Tax
22 Dec 2020	06 Jan 2021	152.63					152.63									
01 Jul 2021	13 Jul 2021	133.91					133.91									
<b>Total</b>		<b>286.54</b>					<b>286.54</b>									
<b>VANECKINFRASTRUCTURE - VANECK FTSE GLOBAL INFRASTRUCTURE (HEDGED) ETF (IFRA.AXW)</b>																
01 Oct 2020	16 Oct 2020	126.08														
01 Apr 2021	20 Apr 2021	133.96														
01 Jul 2021	23 Jul 2021	126.08														
04 Jan 2021	19 Jan 2021	126.08														
<b>Total</b>		<b>512.20</b>														
<b>ISHARES GBL BND AUD - ISHARES CORE GLB CORPORATE BOND(AUD HEDGED) ETF (HCB.AXW)</b>																
01 Apr 2021	15 Apr 2021	223.36					223.36									
01 Jul 2021	13 Jul 2021	368.01					368.01									
<b>Total</b>		<b>591.37</b>					<b>591.37</b>									
<b>VANECK EQUAL WEIGHT - VANECK AUSTRALIAN EQUAL WEIGHT ETF (MWW.AXW)</b>																
04 Jan 2021	19 Jan 2021	658.14			582.92	174.88	250.09									
01 Jul 2021	23 Jul 2021	532.78			471.89	141.57	202.46									
<b>Total</b>		<b>1,190.92</b>			<b>1,054.81</b>	<b>316.45</b>	<b>452.55</b>									
<b>BETASHARESASDAQ100 - BETASHARES NASDAQ 100 ETF (NDQ.AXW)</b>																
04 Jan 2021	19 Jan 2021	24.63					24.63									
01 Jul 2021	16 Jul 2021	1,094.71					1,094.71									
<b>Total</b>		<b>1,119.34</b>					<b>1,119.34</b>									
<b>VANECK AU CORP BOND - VANECK AUSTRALIAN CORPORATE BOND PLUS ETF (PLUS.AXW)</b>																
01 Jul 2021	23 Jul 2021	203.80					203.80									
01 Apr 2021	20 Apr 2021	203.80					203.80									
07 Jan 2021	22 Jan 2021	203.80					203.80									
01 Oct 2020	16 Oct 2020	203.80					203.80									

25



# Preliminary Tax Report

Portfolio Income Report

From 1 July 2020 through 30 June 2021

Account Code: D1608842

Transaction Date	Settlement Date	Income Received	Interest	Other Income	Gross Franked Dividend	Imputation Credit	Unfranked Dividend	Discount Capital Gain	Non-Disc Capital Gain	CGT Conc.	Tax Free	Tax Deferred	Return Of Capital	TFN Amnts. Deduct.	Resident W/Holding Tax	
<b>Total</b>		815.20					815.20									
<b>BETASHARESRAFI AUS - BETASHARES FTSE RAFI AUSTRALIA 200 ETF (QOZ.AXW)</b>																
04 Jan 2021	19 Jan 2021	577.58			708.61	212.58	81.55									
01 Jul 2021	16 Jul 2021	1,465.80			1,034.34	310.30	741.76									
<b>Total</b>		2,043.38			1,742.95	522.88	823.31									
<b>BETASMALLCOMPANIES - BETASHARES AUS SMALL CO SELECT FUND (MANAGED FUND) (SMILL.AXW)</b>																
04 Jan 2021	19 Jan 2021	238.81			211.45	63.43	90.80									
01 Jul 2021	16 Jul 2021	1,504.89			294.96	88.49	1,298.42									
<b>Total</b>		1,743.70			506.41	151.92	1,389.22									
<b>VNGD INTL SHARES - VANGUARD MSCI INDEX INTERNATIONAL SHARES ETF (VGS.AXW)</b>																
01 Oct 2020	16 Oct 2020	156.98					156.98									
04 Jan 2021	19 Jan 2021	183.53					183.53									
01 Apr 2021	20 Apr 2021	143.59					143.59									
01 Jul 2021	16 Jul 2021	369.93					369.93									
<b>Total</b>		854.03					854.03									

<b>TOTAL PORTFOLIO</b>		10,712.73			4,593.30	1,377.99	6,985.21								
------------------------	--	-----------	--	--	----------	----------	----------	--	--	--	--	--	--	--	--

26



# Preliminary Tax Report

29

Income		Foreign Income										Tax Credits		
		Income Received	Interest	Dividend	Other	Modified Passive Income	Discounted Capital Gain	Discounted Capital Gain	Non-Discounted Capital Gain	Interest FTC	Dividend FTC	Other FTC	Modified Passive Income FTC	
Transaction Date	Settlement Date	\$	\$	\$	\$	\$	\$	\$	\$	\$	\$	\$	\$	
<b>VANECKINFRASTRUCTURE - VANECK FTSE GLOBAL INFRASTRUCTURE (HEDGED) ETF (IFRA.AXW)</b>														
01 Oct 2020	16 Oct 2020	126.08		126.08										
01 Apr 2021	20 Apr 2021	133.96		133.96										
01 Jul 2021	23 Jul 2021	126.08		126.08										
04 Jan 2021	19 Jan 2021	126.08		126.08										
		512.20		512.20										
<b>TOTAL PORTFOLIO</b>		<b>512.20</b>		<b>512.20</b>										





# Investment Expenses Paid

4

From 1 July 2020 Through 30 June 2021

PAK SUPERANNUATION PTY LTD <EMBLING S/F A/C>  
D1608842

Account Name:  
Account Code:

## Preliminary Tax Report

Date	Position	Description	Amount Paid	GST
------	----------	-------------	-------------	-----

No records exist.

*(Client Fee amounts include GST)*

Total :

Grand Total:

27



## Supplementary Information

- i Capital Transactions Report
- ii Cash Transactions Report
- iii Unrealised Capital Gains Report

29



# Capital Transaction

From 1 July 2020 Through 30 June 2021

PAK SUPERANNUATION PTY LTD <EMBLING S/F A/C>  
D1608842

Account Name:  
Account Code:

## Preliminary Tax Report

Code	Description	TradeDate	SettleDate	Quantity	Unit Price	Gross Amount	Brokerage	GST	Net Amount
------	-------------	-----------	------------	----------	------------	--------------	-----------	-----	------------

No records exist.

Total :

30



Cash Transaction Summary  
From 1 July 2020 Through 30 June 2021

PAK SUPERANNUATION PTY LTD <EMBLING S/F A/C>  
D1608842

Account Name:  
Account Code:

---

Preliminary Tax Report

No transactions exist.

31





# Capital Gains Tax - Unrealised

iii

As At: 30 June 2021

PAK SUPERANNUATION PTY LTD <EMBLING S/F A/C>

Account Name:

Account Code: D1608842

## Preliminary Tax Report

Capital Gains Tax - Unrealised		Account Code: D1608842										
As at: 30 Jun 2021												
Tax Date	Trans. Date	Quantity	Actual Cost	Market Value	Total Gain	Cost Base	Reduced Cost Base	Indexed Cost Base	Discounted Gain	Indexed Gain	CGT Gain	CGT Loss
<b>BNDS - BETA LM AUS BOND</b>												
11 Mar 2019	11 Mar 2019	780	20,237.36	20,857.20	619.84	20,237.36	20,237.36		413.2300		413.23	
		<b>Total for Product:</b>	<b>780</b>	<b>20,857.2000</b>	<b>619.84</b>	<b>20,237.36</b>	<b>20,237.36</b>		<b>413.2300</b>		<b>413.23</b>	
<b>DJRE - SPDR DJ GLOBAL REIT</b>												
11 Mar 2019	11 Mar 2019	723	16,203.36	16,166.28		16,203.36	16,203.36					37.08
		<b>Total for Product:</b>	<b>723</b>	<b>16,166.2800</b>	<b>0.00</b>	<b>16,203.36</b>	<b>16,203.36</b>					<b>37.08</b>
<b>GVF - GLOBAL VALUE FND LTD</b>												
11 Mar 2019	11 Mar 2019	15,290	16,196.95	17,277.70	1,080.75	16,196.95	16,196.95		720.5000		720.50	
		<b>Total for Product:</b>	<b>15,290</b>	<b>17,277.7000</b>	<b>1,080.75</b>	<b>16,196.95</b>	<b>16,196.95</b>		<b>720.5000</b>		<b>720.50</b>	
<b>IEM - ISHS MSCI EMG MKTETF</b>												
11 Mar 2019	11 Mar 2019	271	16,195.92	20,005.22	3,809.30	16,195.92	16,195.92		2,539.5300		2,539.53	
		<b>Total for Product:</b>	<b>271</b>	<b>20,005.2200</b>	<b>3,809.30</b>	<b>16,195.92</b>	<b>16,195.92</b>		<b>2,539.5300</b>		<b>2,539.53</b>	
<b>IFRA - VANECKINFRASTRUCTURE</b>												
11 Mar 2019	11 Mar 2019	788	16,196.36	16,366.76	170.40	16,196.36	16,196.36		113.6000		113.60	
		<b>Total for Product:</b>	<b>788</b>	<b>16,366.7600</b>	<b>170.40</b>	<b>16,196.36</b>	<b>16,196.36</b>		<b>113.6000</b>		<b>113.60</b>	
<b>IHCB - ISHARES GBL BND AUD</b>												
11 Mar 2019	11 Mar 2019	230	24,252.77	25,776.10	1,523.33	24,252.77	24,252.77		1,015.5500		1,015.55	
		<b>Total for Product:</b>	<b>230</b>	<b>25,776.1000</b>	<b>1,523.33</b>	<b>24,252.77</b>	<b>24,252.77</b>		<b>1,015.5500</b>		<b>1,015.55</b>	
<b>MVW - VANECK EQUAL WEIGHT</b>												
		<b>Total for Product:</b>	<b>230</b>	<b>25,776.1000</b>	<b>1,523.33</b>	<b>24,252.77</b>	<b>24,252.77</b>		<b>1,015.5500</b>		<b>1,015.55</b>	

32



# Preliminary Tax Report

Capital Gains Tax - Unrealised  
As at: 30 Jun 2021

Account Code: D1608842

Tax Date	Trans. Date	Quantity	Actual Cost	Market Value	Total Gain	Cost Base	Reduced Cost Base	Indexed Cost Base	Discounted Gain	Indexed Gain	CGT Gain	CGT Loss
11 Mar 2019	11 Mar 2019	1,567	45,372.86	51,961.72	6,588.86	45,372.86	45,372.86	45,372.86	4,392.5700		4,392.57	
<b>Total for Product:</b>		<b>1,567</b>	<b>45,372.86</b>	<b>51,961.7200</b>	<b>6,588.86</b>	<b>45,372.86</b>	<b>45,372.86</b>		<b>4,392.5700</b>		<b>4,392.57</b>	
<b>NDQ - BETASHARES NASDAQ100</b>												
11 Mar 2019	11 Mar 2019	932	16,189.60	29,926.52	13,736.92	16,189.60	16,189.60		9,157.9400		9,157.94	
<b>Total for Product:</b>		<b>932</b>	<b>16,189.60</b>	<b>29,926.5200</b>	<b>13,736.92</b>	<b>16,189.60</b>	<b>16,189.60</b>		<b>9,157.9400</b>		<b>9,157.94</b>	
<b>PLUS - VANECK AU CORP BOND</b>												
11 Mar 2019	11 Mar 2019	2,038	36,457.45	38,253.26	1,795.81	36,457.45	36,457.45		1,197.2100		1,197.21	
<b>Total for Product:</b>		<b>2,038</b>	<b>36,457.45</b>	<b>38,253.2600</b>	<b>1,795.81</b>	<b>36,457.45</b>	<b>36,457.45</b>		<b>1,197.2100</b>		<b>1,197.21</b>	
<b>QOZ - BETASHARES RAFIAUS</b>												
11 Mar 2019	11 Mar 2019	3,415	45,363.80	51,771.40	6,407.60	45,363.80	45,363.80		4,271.7300		4,271.73	
<b>Total for Product:</b>		<b>3,415</b>	<b>45,363.80</b>	<b>51,771.4000</b>	<b>6,407.60</b>	<b>45,363.80</b>	<b>45,363.80</b>		<b>4,271.7300</b>		<b>4,271.73</b>	
<b>SMLL - BETAS MALL COMPANIES</b>												
11 Mar 2019	11 Mar 2019	6,850	22,679.59	29,318.00	6,638.41	22,679.59	22,679.59		4,425.6000		4,425.60	
<b>Total for Product:</b>		<b>6,850</b>	<b>22,679.59</b>	<b>29,318.0000</b>	<b>6,638.41</b>	<b>22,679.59</b>	<b>22,679.59</b>		<b>4,425.6000</b>		<b>4,425.60</b>	
<b>VGS - VNGD INTL SHARES</b>												
11 Mar 2019	11 Mar 2019	455	32,411.15	44,098.60	11,687.45	32,411.15	32,411.15		7,791.6300		7,791.63	
<b>Total for Product:</b>		<b>455</b>	<b>32,411.15</b>	<b>44,098.6000</b>	<b>11,687.45</b>	<b>32,411.15</b>	<b>32,411.15</b>		<b>7,791.6300</b>		<b>7,791.63</b>	
<b>Grand Total:</b>		<b>33,339</b>	<b>307,757.17</b>	<b>361,778.7600</b>	<b>54,058.67</b>	<b>307,757.17</b>	<b>307,757.17</b>		<b>36,039.0800</b>		<b>36,039.08</b>	<b>37.08</b>

33



34



# Policy Summary

TAL Life Limited ABN 70 050 109 450 AFSL Number 237848

Policy Number **1718649**  
 Status **Inforce**  
 Adviser Name **Sunil Adiyodi**  
 Adviser Number **94601**

## POLICY DETAILS

Product Accelerated Protection  
 Policy Ownership P A K SUPERANNUATION PTY LTD  
 Payer P A K SUPERANNUATION PTY LTD  
 Payment Frequency Annual  
 Payment Method Direct Debit  
 Payment Details BSB: 182- 512 96XXXXXXXX  
 Total Instalment Premium \$9,399.06  
 Total Annual Premium \$9,399.06  
 Annual Policy Fee \$0.00  
 Next Bill Date 10/01/2022  
 Arrears Amount

## APPLICANT DETAILS

### KEVIN EMBLING

Date of Birth 07/02/1972 Gender Male Smoker Status Non Smoker  
 Address 22 REDPOLL COURT, LOWER CHITTERING WA, 6084  
 Telephone 0429 933 407

## BENEFIT DETAILS

### SUMMARY FOR KEVIN EMBLING

Sum Insured	Instalment Premium	Annual Premium	Annual Stamp Duty	Annual Policy Fee	Premium Type	CPI	Start Date	Expiry Date
<b>Income Protection Plan Super</b>								
<b>IP Agreed/Indemnity: Indemnity</b>		<b>Waiting Period: 4 Weeks</b>		<b>Benefit Period: 5/5</b>				
\$3,278	\$3,722.40	\$3,722.40	\$338.36	\$0.00	Level	Y	10/01/2018	10/01/2037
<b>Life Insurance Plan</b>								
\$926,100	\$2,089.89	\$2,089.89	\$0.00	\$0.00	Level	Y	10/01/2018	10/01/2072
<b>TPD Insurance (Attached) - Superlink</b>								
<b>Definition: Any Occupation</b>								
\$926,100	\$3,586.77	\$3,586.77	\$326.04	\$0.00	Level	Y	10/01/2018	10/01/2072



**CONDITIONS****KEVIN EMBLING**

Benefit Type	Percentage Loading	Per Mille Loading	Has Exclusion(s)
Income Protection Plan Super			Yes
TPD Insurance (Attached) - Superlink			Yes

**LAPSES**

There are no lapsed benefits.

**INVESTMENT DETAILS**

There are no investment details.





25 November 2020



**Private & Confidential**  
 P A K Superannuation Pty Ltd  
 22 Redpoll Court  
 LOWER CHITTERING WA 6084

**Anniversary notice for Accelerated Protection**  
**Policy Number: 1718649**

Dear Trustee,

We are writing to let you know that your **policy is approaching its anniversary**. In this letter, you'll find important information that explains any updates to your policy and premium changes. To assist with your understanding of some important Life Insurance terminology, we have included a more detailed explanation in the Glossary at the end of this letter.

The below table includes a summary of your cover, including your new Benefit Amounts and Premiums, applicable from **10 January 2021**.

**Policy Summary**

Life Insured: Kevin Embling

Your Plan	Premium Type	Inflation Protection	Benefit Amount	Premium (yearly)
<b>Life Insurance Plan</b>	Level Premium to Age 65	✓	\$926,100	\$2,089.89
<b>TPD Insurance (Attached) - Superlink</b> - Death Buy-Back Option	Level Premium to Age 65	✓	\$926,100	\$3,586.77
<b>Income Protection Plan Super Indemnity</b> - Superlink IP	Level Premium to Age 65	✓	\$3,278 #	\$3,722.40

**New total yearly premium is \$9,399.06\***

\*includes Policy Fee and Stamp Duty (if applicable)

Your next payment amount may differ from your new premium if you have a credit or outstanding amount due on your policy.

# In the event of a claim, the Benefit Amount payable will depend on the circumstances relating to your claim, the Plan type and options you have chosen and may be less than the Benefit Amount shown in the Policy Summary table above.

For example:

- if you claim and your income has reduced or the Benefit Amount has increased due to Inflation Protection but your income has not increased to the same extent, the amount payable to you will be reduced to reflect your actual income.

You should also consider if the Benefit Amount continues to meet your needs. Talk to your adviser or refer to your Policy Schedule, Policy Document and Product Disclosure Statement to understand further information about your policy.

