

From First to Last by Account  
Options: Not summarised, Excluding NIL Balances  
From 01/07/2022 To 30/06/2023

Client Code: MIL202

Last Year	Account	Description	Debit	Credit
	<b>197</b>	<b>Managed fund distributions</b>		
(26849.17)	19750	Netwealth managed portfolio		30665.08
	<b>198</b>	<b>Dividends Received</b>		
(860.19)	19802	Netwealth managed portfolio		1365.54
	<b>199</b>	<b>Interest received</b>		
(18.10)	19901	Macquarie CMT		396.18
(321.40)	19902	Netwealth managed portfolio		1058.46
	<b>204</b>	<b>Changes in net market values of other assets</b>		
119465.87	20404	Managed funds		42380.78
2338.50	20434	Managed funds	5103.81	
3113.00	301	Administration costs	385.00	
6005.93	344	Portfolio fees	5039.07	
314.00	364	Filing fees	315.00	
	<b>550</b>	<b>SUPERANNUATION FUND</b>		
103188.44	55002	Profit Earned This Year	-	
(103188.44)	55003	Distribution to Members	65023.16	
	<b>551</b>	<b>DAVID MILLER</b>		
(603588.22)	55101	Balance at beginning of year		495979.20
68987.24	55102	Allocated earnings		25687.91
-	55104	Reversionary pension trf	500550.91	
(2698.22)	55105	Income tax expense on earnings		1743.53
41320.00	55115	Benefits paid during year	22860.00	
	<b>552</b>	<b>MARGARET ANN MILLER</b>		
(299235.81)	55201	Balance at beginning of year		236372.28
34201.20	55202	Allocated earnings		39335.25
-	55204	Reversionary pension trf		500550.91
(1337.67)	55205	Income tax expense on earnings		2669.83
30000.00	55215	Benefits paid during year	31650.00	
8801.90	680	Cash at bank	8023.97	
51628.00	681	Netwealth portfolio account	42692.83	
	<b>789</b>	<b>Interest bearing securities</b>		
-	78910	ANZ Cap Notes 4 - 20/03/2026	48936.00	
51567.76	78945	Pimco australian bond fund	-	
32081.42	78950	Perpetual pure alpha credit fund	33049.98	
32089.89	78960	Principal global credit opportunities	31992.80	
	<b>790</b>	<b>Property securities</b>		
67754.03	79010	Dexus property for income fund	67354.76	
75189.14	79060	SGH property income fund	74512.98	
71516.87	79080	Zurich property securities fund	74640.71	
	<b>795</b>	<b>Large Cap Domestic Equities</b>		
41291.08	79505	Alphinity sustainable share fund	44872.04	

From First to Last by Account  
Options: Not summarised, Excluding NIL Balances  
From 01/07/2022 To 30/06/2023

Client Code: MIL202

Last Year	Account	Description	Debit	Credit
51026.78	79510	Bennelong aust equities fund	43230.19	
46369.45	79530	Dimensional aust equity fund	48900.51	
41435.33	79565	Platypus aust equity fund	47316.47	
47034.53	79570	Schoder aust equity fund	46248.83	
	<b>796</b>	<b>International equities</b>		
17701.08	79610	Arrowstreet global equity fund (hedged)	19617.71	
16321.43	79630	Hyperion global growth fund	22289.94	
16870.31	79640	Magellan high conviction fund	20040.54	
17732.16	79660	T Rowe Price global equity fund	21026.09	
21069.99	79670	Walter Scott global equity fund (hedged)	19449.87	
20834.44	79680	Zurich global growth share fund (unhedged)	28668.42	
4035.89	904	Provision for income tax	4413.36	
	<b>999</b>	<b>Jobstream Selection Account</b>		
22.00	99901	Jobstream Selection Account	-	
(22.00)	99999	Clearing balance	-	
<u>103188.44</u>		Total	<u>1378204.95</u>	<u>1378204.95</u>

NET PROFIT THIS YEAR 65023.16  
NET LOSS LAST YEAR 103188.44

No. of Accounts: 44  
No. of Entries: 81

Client Code: MIL202  
From First to Last by Account  
From 01/07/2022 To 30/06/2023

Date	Type	Gp	Ref.	Debit	Credit	Balance		
<b>197</b>	<b>Managed fund distributions</b>							
<b>19750</b>	<b>Netwealth managed portfolio</b>							
	LY Closing Balance					(26849.17)		
30/06/2023	Jnl		2		30665.08	(30665.08)		
	netwealth cash receipts & pmts for the year							
	Closing Balance					0.00	30665.08	(30665.08)
<b>198</b>	<b>Dividends Received</b>							
<b>19802</b>	<b>Netwealth managed portfolio</b>							
	LY Closing Balance					(860.19)		
30/06/2023	Jnl		2		1365.54	(1365.54)		
	netwealth cash receipts & pmts for the year							
	Closing Balance					0.00	1365.54	(1365.54)
<b>199</b>	<b>Interest received</b>							
<b>19901</b>	<b>Macquarie CMT</b>							
	LY Closing Balance					(18.10)		
30/06/2023	Jnl		1		396.18	(396.18)		
	mac cmt cash receipts & pmts for the year							
	Closing Balance					0.00	396.18	(396.18)
<b>19902</b>	<b>Netwealth managed portfolio</b>							
	LY Closing Balance					(321.40)		
30/06/2023	Jnl		2		853.58	(853.58)		
	netwealth cash receipts & pmts for the year							
30/06/2023	Jnl		2		204.88	(1058.46)		
	netwealth cash receipts & pmts for the year							
	Closing Balance					0.00	1058.46	(1058.46)
<b>204</b>	<b>Changes in net market values of other assets</b>							
<b>20404</b>	<b>Managed funds</b>							
	LY Closing Balance					119465.87		
30/06/2023	Jnl		4		42380.78	(42380.78)		
	revaluation of investments to market value at year end							
	Closing Balance					0.00	42380.78	(42380.78)

Client Code: MIL202  
From First to Last by Account  
From 01/07/2022 To 30/06/2023

Date	Type	Gp	Ref.	Debit	Credit	Balance
<b>20434 Managed funds</b>						
						LY Closing Balance
						2338.50
30/06/2023	Jnl		3	5103.81		5103.81
						profit on disposal of investments during the year
				5103.81	0.00	5103.81
						Closing Balance
<b>301 Administration costs</b>						
						LY Closing Balance
						3113.00
30/06/2023	Jnl		1	385.00		385.00
						mac cmt cash receipts & pmts for the year
				385.00	0.00	385.00
						Closing Balance
<b>344 Portfolio fees</b>						
						LY Closing Balance
						6005.93
30/06/2023	Jnl		2	5039.07		5039.07
						netwealth cash receipts & pmts for the year
				5039.07	0.00	5039.07
						Closing Balance
<b>364 Filing fees</b>						
						LY Closing Balance
						314.00
30/06/2023	Jnl		1	259.00		259.00
						mac cmt cash receipts & pmts for the year
30/06/2023	Jnl		1	56.00		315.00
						mac cmt cash receipts & pmts for the year
				315.00	0.00	315.00
						Closing Balance
<b>550 SUPERANNUATION FUND</b>						
<b>55001 Unallocated Benefits Brought Forward</b>						
						Opening Balance
						0.00
01/07/2022	Jnl			103188.44		103188.44
						Year end balance forward
01/07/2022	Jnl				103188.44	0.00
						Year end balance forward
				103188.44	103188.44	0.00
						Closing Balance
<b>55002 Profit Earned This Year</b>						
						Opening Balance
						103188.44
01/07/2022	Jnl				103188.44	0.00
						Year end balance forward : Profit distribution
				0.00	103188.44	0.00
						Closing Balance

Client Code: MIL202  
From First to Last by Account  
From 01/07/2022 To 30/06/2023

Date	Type Gp	Ref.	Debit	Credit	Balance
<b>55003 Distribution to Members</b>					
					Opening Balance (103188.44)
01/07/2022	Jnl		103188.44		0.00
					Year end balance forward
30/06/2023	Jnl	5	65023.16		65023.16
					allocation of net earnings to members for the year
			Closing Balance 168211.60	0.00	65023.16
<b>551 DAVID MILLER</b>					
<b>55101 Balance at beginning of year</b>					
					Opening Balance (603588.22)
01/07/2022	Jnl		68987.24		(534600.98)
					Year end balance forward
01/07/2022	Jnl			2698.22	(537299.20)
					Year end balance forward
01/07/2022	Jnl		41320.00		(495979.20)
					Year end balance forward
			Closing Balance 110307.24	2698.22	(495979.20)
<b>55102 Allocated earnings</b>					
					Opening Balance 68987.24
01/07/2022	Jnl			68987.24	0.00
					Year end balance forward
30/06/2023	Jnl	5		25687.91	(25687.91)
					allocation of net earnings to members for the year
			Closing Balance 0.00	94675.15	(25687.91)
<b>55104 Reversionary pension trf</b>					
					Opening Balance 0.00
30/06/2023	Jnl	7	500550.91		500550.91
					reversionary pension trf on death of DM
			Closing Balance 500550.91	0.00	500550.91
<b>55105 Income tax expense on earnings</b>					
					Opening Balance (2698.22)
01/07/2022	Jnl		2698.22		0.00
					Year end balance forward
30/06/2023	Jnl	6		1743.53	(1743.53)
					tax expense for the year
			Closing Balance 2698.22	1743.53	(1743.53)

Client Code: MIL202  
From First to Last by Account  
From 01/07/2022 To 30/06/2023

Date	Type	Gp	Ref.	Debit	Credit	Balance
<b>55115 Benefits paid during year</b>						
	Opening Balance					41320.00
01/07/2022	Jnl				41320.00	0.00
	Year end balance forward					
30/06/2023	Jnl		1	2860.00		2860.00
	mac cmt cash receipts & pmts for the year					
30/06/2023	Jnl		1	20000.00		22860.00
	mac cmt cash receipts & pmts for the year					
	Closing Balance			22860.00	41320.00	22860.00
<b>552 MARGARET ANN MILLER</b>						
<b>55201 Balance at beginning of year</b>						
	Opening Balance					(299235.81)
01/07/2022	Jnl			34201.20		(265034.61)
	Year end balance forward					
01/07/2022	Jnl				1337.67	(266372.28)
	Year end balance forward					
01/07/2022	Jnl			30000.00		(236372.28)
	Year end balance forward					
	Closing Balance			64201.20	1337.67	(236372.28)
<b>55202 Allocated earnings</b>						
	Opening Balance					34201.20
01/07/2022	Jnl				34201.20	0.00
	Year end balance forward					
30/06/2023	Jnl		5		39335.25	(39335.25)
	allocation of net earnings to members for the year					
	Closing Balance			0.00	73536.45	(39335.25)
<b>55204 Reversionary pension trf</b>						
	Opening Balance					0.00
30/06/2023	Jnl		7		500550.91	(500550.91)
	reversionary pension trf on death of DM					
	Closing Balance			0.00	500550.91	(500550.91)
<b>55205 Income tax expense on earnings</b>						
	Opening Balance					(1337.67)
01/07/2022	Jnl			1337.67		0.00
	Year end balance forward					
30/06/2023	Jnl		6		2669.83	(2669.83)
	tax expense for the year					
	Closing Balance			1337.67	2669.83	(2669.83)







Client Code: MIL202  
From First to Last by Account  
From 01/07/2022 To 30/06/2023

Date	Type	Gp	Ref.	Debit	Credit	Balance
<b>79080</b>						
						<b>Zurich property securities fund</b>
						Opening Balance
						71516.87
30/06/2023	Jnl		4	3123.84		74640.71
						revaluation of investments to market value at year end
						Closing Balance
				3123.84	0.00	74640.71
<b>795</b>						<b>Large Cap Domestic Equities</b>
<b>79505</b>						<b>Alphinity sustainable share fund</b>
						Opening Balance
						41291.08
30/06/2023	Jnl		4	3580.96		44872.04
						revaluation of investments to market value at year end
						Closing Balance
				3580.96	0.00	44872.04
<b>79510</b>						<b>Bennelong aust equities fund</b>
						Opening Balance
						51026.78
30/06/2023	Jnl		2		10000.00	41026.78
						netwealth cash receipts & pmts for the year
30/06/2023	Jnl		3	178.50		41205.28
						profit on disposal of investments during the year
30/06/2023	Jnl		4	2024.91		43230.19
						revaluation of investments to market value at year end
						Closing Balance
				2203.41	10000.00	43230.19
<b>79530</b>						<b>Dimensional aust equity fund</b>
						Opening Balance
						46369.45
30/06/2023	Jnl		4	2531.06		48900.51
						revaluation of investments to market value at year end
						Closing Balance
				2531.06	0.00	48900.51
<b>79565</b>						<b>Platypus aust equity fund</b>
						Opening Balance
						41435.33
30/06/2023	Jnl		4	5881.14		47316.47
						revaluation of investments to market value at year end
						Closing Balance
				5881.14	0.00	47316.47

Client Code: MIL202  
From First to Last by Account  
From 01/07/2022 To 30/06/2023

Date	Type	Gp	Ref.	Debit	Credit	Balance
<b>79570</b>	<b>Schoder aust equity fund</b>					
	Opening Balance					47034.53
30/06/2023	Jnl		2		5000.00	42034.53
	netwealth cash receipts & pmts for the year					
30/06/2023	Jnl		2	2218.17		44252.70
	netwealth cash receipts & pmts for the year					
30/06/2023	Jnl		3	153.30		44406.00
	profit on disposal of investments during the year					
30/06/2023	Jnl		4	1842.83		46248.83
	revaluation of investments to market value at year end					
	Closing Balance					4214.30
					5000.00	46248.83
<b>796</b>	<b>International equities</b>					
<b>79610</b>	<b>Arrowstreet global equity fund (hedged)</b>					
	Opening Balance					17701.08
30/06/2023	Jnl		4	1916.63		19617.71
	revaluation of investments to market value at year end					
	Closing Balance					1916.63
					0.00	19617.71
<b>79630</b>	<b>Hyperion global growth fund</b>					
	Opening Balance					16321.43
30/06/2023	Jnl		2	0.01		16321.44
	netwealth cash receipts & pmts for the year					
30/06/2023	Jnl		4	5968.50		22289.94
	revaluation of investments to market value at year end					
	Closing Balance					5968.51
					0.00	22289.94
<b>79640</b>	<b>Magellan high conviction fund</b>					
	Opening Balance					16870.31
30/06/2023	Jnl		2	141.37		17011.68
	netwealth cash receipts & pmts for the year					
30/06/2023	Jnl		4	3028.86		20040.54
	revaluation of investments to market value at year end					
	Closing Balance					3170.23
					0.00	20040.54

Client Code: MIL202  
From First to Last by Account  
From 01/07/2022 To 30/06/2023

Date	Type Gp	Ref.	Debit	Credit	Balance
<b>79660</b>	<b>T Rowe Price global equity fund</b>				
	Opening Balance				17732.16
30/06/2023	Jnl	4	3293.93		21026.09
	revaluation of investments to market value at year end				
	Closing Balance				21026.09
			3293.93	0.00	21026.09
<b>79670</b>	<b>Walter Scott global equity fund (hedged)</b>				
	Opening Balance				21069.99
30/06/2023	Jnl	2		4000.00	17069.99
	netwealth cash receipts & pmts for the year				
30/06/2023	Jnl	3	236.10		17306.09
	profit on disposal of investments during the year				
30/06/2023	Jnl	4	2143.78		19449.87
	revaluation of investments to market value at year end				
	Closing Balance				19449.87
			2379.88	4000.00	19449.87
<b>79680</b>	<b>Zurich global growth share fund (unhedged)</b>				
	Opening Balance				20834.44
30/06/2023	Jnl	2	5000.00		25834.44
	netwealth cash receipts & pmts for the year				
30/06/2023	Jnl	2	1181.89		27016.33
	netwealth cash receipts & pmts for the year				
30/06/2023	Jnl	4	1652.09		28668.42
	revaluation of investments to market value at year end				
	Closing Balance				28668.42
			7833.98	0.00	28668.42
<b>904</b>	<b>Provision for income tax</b>				
	Opening Balance				4035.89
30/06/2023	Jnl	1		4035.89	0.00
	mac cmt cash receipts & pmts for the year				
30/06/2023	Jnl	6	4413.36		4413.36
	tax expense for the year				
	Closing Balance				4413.36
			4413.36	4035.89	4413.36
<b>999</b>	<b>Jobstream Selection Account</b>				
<b>99901</b>	<b>Jobstream Selection Account</b>				
	Opening Balance				22.00
30/06/2023	Jnl	0		22.00	0.00
	rollover adj				
	Closing Balance				0.00
			0.00	22.00	0.00

Client Code: MIL202  
From First to Last by Account  
From 01/07/2022 To 30/06/2023

Date	Type	Gp	Ref.	Debit	Credit	Balance
<b>99999</b>	<b>Clearing balance</b>					
Opening Balance						(22.00)
30/06/2023	Jnl		0	22.00		0.00
	rollover adj					
Closing Balance				22.00	0.00	0.00
	Debits				1165735.53	
	Credits				1165735.53	
	No. of Accounts				45.00	
	No. of Entries				81.00	

Client Code: MIL202

Date	Type Grp	Ref	Account	Description	Amount	Bal2	Narration
01/07/2022	Jnl		55002	Profit Earned This Year	(103188.44)	-	Year end balance forward : Profit distribution
01/07/2022	Jnl		55001	Unallocated Benefits Brought Forward	103188.44	-	Year end balance forward
01/07/2022	Jnl		55003	Distribution to Members	103188.44	-	Year end balance forward
01/07/2022	Jnl		55001	Unallocated Benefits Brought Forward	(103188.44)	-	Year end balance forward
01/07/2022	Jnl		55102	Allocated earnings	(68987.24)	-	Year end balance forward
01/07/2022	Jnl		55101	Balance at beginning of year	68987.24	-	Year end balance forward
01/07/2022	Jnl		55105	Income tax expense on earnings	2698.22	-	Year end balance forward
01/07/2022	Jnl		55101	Balance at beginning of year	(2698.22)	-	Year end balance forward
01/07/2022	Jnl		55115	Benefits paid during year	(41320.00)	-	Year end balance forward
01/07/2022	Jnl		55101	Balance at beginning of year	41320.00	-	Year end balance forward
01/07/2022	Jnl		55202	Allocated earnings	(34201.20)	-	Year end balance forward
01/07/2022	Jnl		55201	Balance at beginning of year	34201.20	-	Year end balance forward
01/07/2022	Jnl		55205	Income tax expense on earnings	1337.67	-	Year end balance forward
01/07/2022	Jnl		55201	Balance at beginning of year	(1337.67)	-	Year end balance forward
01/07/2022	Jnl		55215	Benefits paid during year	(30000.00)	-	Year end balance forward
01/07/2022	Jnl		55201	Balance at beginning of year	30000.00	-	Year end balance forward
30/06/2023	Jnl	0	99999	Clearing balance	22.00	-	Year end balance forward rollover adj
30/06/2023	Jnl	0	99901	Jobstream Selection Account	(22.00)	-	rollover adj
30/06/2023	Jnl	1	680	Cash at bank	(777.93)	-	mac cmt cash receipts & pmts for the year
30/06/2023	Jnl	1	19901	Macquarie CMT	(396.18)	-	mac cmt cash receipts & pmts for the year
30/06/2023	Jnl	1	681	Netwealth portfolio account	(10000.00)	-	mac cmt cash receipts & pmts for the year
30/06/2023	Jnl	1	904	Provision for income tax	(4035.89)	-	mac cmt cash receipts & pmts

Client Code: MIL202

Date	Type	Grp	Ref	Account	Description	Amount	Bal2	Narration
30/06/2023	Jnl		1	364	Filing fees	259.00	-	for the year mac cmt cash receipts & pmts for the year
30/06/2023	Jnl		1	55115	Benefits paid during year	2860.00	-	mac cmt cash receipts & pmts for the year
30/06/2023	Jnl		1	681	Netwealth portfolio account	(40000.00)	-	mac cmt cash receipts & pmts for the year
30/06/2023	Jnl		1	364	Filing fees	56.00	-	mac cmt cash receipts & pmts for the year
30/06/2023	Jnl		1	301	Administration costs	385.00	-	mac cmt cash receipts & pmts for the year
30/06/2023	Jnl		1	55215	Benefits paid during year	1650.00	-	mac cmt cash receipts & pmts for the year
30/06/2023	Jnl		1	55115	Benefits paid during year	20000.00	-	mac cmt cash receipts & pmts for the year
30/06/2023	Jnl		1	55215	Benefits paid during year	30000.00	-	mac cmt cash receipts & pmts for the year
30/06/2023	Jnl		2	681	Netwealth portfolio account	41064.83	-	netwealth cash receipts & pmts for the year
30/06/2023	Jnl		2	79510	Bennelong aust equities fund	(10000.00)	-	netwealth cash receipts & pmts for the year
30/06/2023	Jnl		2	78945	Pimco australian bond fund	(3000.00)	-	netwealth cash receipts & pmts for the year
30/06/2023	Jnl		2	79670	Walter Scott global equity fund (hedged)	(4000.00)	-	netwealth cash receipts & pmts for the year
30/06/2023	Jnl		2	79570	Schoder aust equity fund	(5000.00)	-	netwealth cash receipts & pmts for the year
30/06/2023	Jnl		2	78945	Pimco australian bond fund	(49886.53)	-	netwealth cash receipts & pmts for the year
30/06/2023	Jnl		2	79680	Zurich global growth share fund (unhedged)	5000.00	-	netwealth cash receipts & pmts

Client Code: MIL202

Date	Type	Grp	Ref	Account	Description	Amount	Bal2	Narration
30/06/2023	Jnl		2	78910	ANZ Cap Notes 4 - 20/03/2026	50198.40	-	for the year netwealth cash receipts & pmts for the year
30/06/2023	Jnl		2	78910	ANZ Cap Notes 4 - 20/03/2026	62.75	-	netwealth cash receipts & pmts for the year
30/06/2023	Jnl		2	79630	Hyperion global growth fund	0.01	-	netwealth cash receipts & pmts for the year
30/06/2023	Jnl		2	19902	Netwealth managed portfolio	(853.58)	-	netwealth cash receipts & pmts for the year
30/06/2023	Jnl		2	19902	Netwealth managed portfolio	(204.88)	-	netwealth cash receipts & pmts for the year
30/06/2023	Jnl		2	344	Portfolio fees	5039.07	-	netwealth cash receipts & pmts for the year
30/06/2023	Jnl		2	19750	Netwealth managed portfolio	(30665.08)	-	netwealth cash receipts & pmts for the year
30/06/2023	Jnl		2	19802	Netwealth managed portfolio	(1365.54)	-	netwealth cash receipts & pmts for the year
30/06/2023	Jnl		2	79010	Dexus property for income fund	69.12	-	netwealth cash receipts & pmts for the year
30/06/2023	Jnl		2	79640	Magellan high conviction fund	141.37	-	netwealth cash receipts & pmts for the year
30/06/2023	Jnl		2	79570	Schoder aust equity fund	2218.17	-	netwealth cash receipts & pmts for the year
30/06/2023	Jnl		2	79680	Zurich global growth share fund (unhedged)	1181.89	-	netwealth cash receipts & pmts for the year
30/06/2023	Jnl		3	79510	Bennelong aust equities fund	178.50	-	profit on disposal of investments during the year
30/06/2023	Jnl		3	78945	Pimco australian bond fund	(5671.71)	-	profit on disposal of investments during the year

Client Code: MIL202

Date	Type	Grp	Ref	Account	Description	Amount	Bal2	Narration
30/06/2023	Jnl		3	79570	Schoder aust equity fund	153.30	-	profit on disposal of investments during the year
30/06/2023	Jnl		3	79670	Walter Scott global equity fund (hedged)	236.10	-	profit on disposal of investments during the year
30/06/2023	Jnl		3	20434	Managed funds	5103.81	-	profit on disposal of investments during the year
30/06/2023	Jnl		4	79505	Alphinity sustainable share fund	3580.96	-	revaluation of investments to market value at year end
30/06/2023	Jnl		4	78910	ANZ Cap Notes 4 - 20/03/2026	(1325.15)	-	revaluation of investments to market value at year end
30/06/2023	Jnl		4	78945	Pimco australian bond fund	6990.48	-	revaluation of investments to market value at year end
30/06/2023	Jnl		4	79610	Arrowstreet global equity fund (hedged)	1916.63	-	revaluation of investments to market value at year end
30/06/2023	Jnl		4	79510	Bennelong aust equities fund	2024.91	-	revaluation of investments to market value at year end
30/06/2023	Jnl		4	79010	Dexus property for income fund	(468.39)	-	revaluation of investments to market value at year end
30/06/2023	Jnl		4	79530	Dimensional aust equity fund	2531.06	-	revaluation of investments to market value at year end
30/06/2023	Jnl		4	79630	Hyperion global growth fund	5968.50	-	revaluation of investments to market value at year end
30/06/2023	Jnl		4	79640	Magellan high conviction fund	3028.86	-	revaluation of investments to market value at year end
30/06/2023	Jnl		4	78950	Perpetual pure alpha credit fund	968.56	-	revaluation of investments to market value at year end
30/06/2023	Jnl		4	79565	Platypus aust equity fund	5881.14	-	revaluation of investments to market value at year end
30/06/2023	Jnl		4	78960	Principal global credit opportunities	(97.09)	-	revaluation of investments to market value at year end



Client Code: MIL202

Date	Type	Grp	Ref	Account	Description	Amount	Bal2	Narration
30/06/2023	Jnl		4	79570	Schoder aust equity fund	1842.83	-	market value at year end
30/06/2023	Jnl		4	79060	SGH property income fund	(676.16)	-	revaluation of investments to market value at year end
30/06/2023	Jnl		4	79660	T Rowe Price global equity fund	3293.93	-	revaluation of investments to market value at year end
30/06/2023	Jnl		4	79670	Walter Scott global equity fund (hedged)	2143.78	-	revaluation of investments to market value at year end
30/06/2023	Jnl		4	79080	Zurich property securities fund	3123.84	-	revaluation of investments to market value at year end
30/06/2023	Jnl		4	79680	Zurich global growth share fund (unhedged)	1652.09	-	revaluation of investments to market value at year end
30/06/2023	Jnl		4	20404	Managed funds	(42380.78)	-	revaluation of investments to market value at year end
30/06/2023	Jnl		5	55003	Distribution to Members	65023.16	-	allocation of net earnings to members for the year
30/06/2023	Jnl		5	55102	Allocated earnings	(25687.91)	-	allocation of net earnings to members for the year
30/06/2023	Jnl		5	55202	Allocated earnings	(39335.25)	-	allocation of net earnings to members for the year
30/06/2023	Jnl		6	904	Provision for income tax	4413.36	-	tax expense for the year
30/06/2023	Jnl		6	55105	Income tax expense on earnings	(1743.53)	-	tax expense for the year
30/06/2023	Jnl		6	55205	Income tax expense on earnings	(2669.83)	-	tax expense for the year
30/06/2023	Jnl		7	55104	Reversionary pension trf	500550.91	-	reversionary pension trf on death of DM
30/06/2023	Jnl		7	55204	Reversionary pension trf	(500550.91)	-	reversionary pension trf on death of DM

Client Code: MIL202

Date	Type	Grp	Ref	Account	Description	Amount	Bal2	Narration
------	------	-----	-----	---------	-------------	--------	------	-----------

Debits: 1165735.53  
Credits: (1165735.53)  
Total: -

No. Trans: 81

**MILLER RETIREMENT FUND  
MEMBERS ACCOUNTS  
AS AT 30 JUNE 2023**

MEMBER	DAVID MILLER	MARGARET MILLER	MEMBER NO 3	MEMBER NO 4	INVESTMENT FLUCTUATION RESERVE	TOTAL
OPENING BALANCE	495,979.46	236,372.30	0.00	0.00	-0.00	732,351.76
EMPLOYER CONTRIBUTIONS	0.00	0.00	0.00	0.00	0.00	0.00
MEMBER CONTRIBUTIONS	0.00	0.00	0.00	0.00	0.00	0.00
TAX APPLICABLE TO CONTRIBUTIONS	0.00	0.00	0.00	0.00	0.00	0.00
SURCHARGE ON CONTRIBUTIONS	0.00	0.00	0.00	0.00	0.00	0.00
BENEFITS TRANSFERRED IN	-500,550.91	500,550.91	0.00	0.00	0.00	0.00
SHARE OF PROFIT	25,687.91	39,335.25	0.00	0.00	-0.00	65,023.16
TAX APPLICABLE TO PROFIT	1,743.53	2,669.83	0.00	0.00	-0.00	4,413.36
BENEFITS PAID OUT	-22,860.00	-31,650.00	0.00	0.00	0.00	-54,510.00
<b>TOTAL MEMBERS ACCOUNT</b>	<b>-0.00</b>	<b>747,278.28</b>	<b>0.00</b>	<b>0.00</b>	<b>-0.00</b>	<b>747,278.28</b>
REPRESENTED BY						
TAX FREE COMPONENT						
CONTRIBUTIONS SEGMENT	0.00	251,316.14	0.00	0.00	0.00	251,316.14
CRYSTALLISED SEGMENT	0.00	117,613.28	0.00	0.00	0.00	117,613.28
TAXABLE COMPONENT						0.00
TAXED ELEMENT	0.00	378,348.86	0.00	0.00	0.00	378,348.86
UNTAXED ELEMENT (INSURANCE COMPONENT)	0.00	0.00	0.00	0.00	0.00	0.00
<b>TOTAL MEMBERS BENEFIT</b>	<b>0.01</b>	<b>747,278.28</b>	<b>0.00</b>	<b>0.00</b>	<b>0.00</b>	<b>747,278.29</b>
ELIGIBLE SERVICE PERIOD						
DATE OF BIRTH	26/07/1941	01/08/1945				
AGE - 30 JUNE 2023	81	77				
PERIOD START DATE	08/04/1969	31/01/1977				
PRE JUNE 1983 DAYS	5,197	2,342				
POST JUNE 1983 DAYS	14,610	14,610				
TOTAL SERVICE DAYS - 30/06/23	19,807	16,952	0	0		
<b>MEMBERS RBL LIMIT - LUMP SUM</b>	<b>648,946.00</b>	<b>648,946.00</b>	<b>648,946.00</b>	<b>648,946.00</b>		
EXCESS BENEFITS	0.00	0.00	0.00	0.00		
<b>MEMBERS RBL LIMIT - PENSION</b>	<b>1,297,886.00</b>	<b>1,297,886.00</b>	<b>1,297,886.00</b>	<b>1,297,886.00</b>		
EXCESS BENEFITS	0.00	0.00	0.00	0.00		

**KEY NOTES & FORMULAS**

<b>CONTRIBUTIONS SEGMENT</b>					
OPENING BALANCE - 01/07/2022	263,459.14	0.00	0.00	0.00	0.00
EXTERNAL FUND TRANSFERS	-251,316.14	251,316.14	0.00	0.00	0.00
MEMBERS CONTRIBUTIONS	0.00	0.00	0.00	0.00	0.00
LESS: BENEFITS PAID/ TRANSFERS OUT	-12,142.99	0.00	0.00	0.00	0.00
	0.00	251,316.14	0.00	0.00	0.00
<b>CRYSTALLISED SEGMENT</b>					
UNDEDUCTED CONTRIBUTIONS - PRE 17/07	53,017.18	77,404.02	0.00	0.00	0.00
PRE JULY 1983 COMPONENT - PRE 17/07	0.00	0.00	0.00	0.00	0.00
EXTERNAL FUND TRANSFERS	-50,573.58	50,573.58	0.00	0.00	0.00
CGT EXEMPT COMPONENT	0.00	0.00	0.00	0.00	0.00
CONCESSIONAL COMPONENT	0.00	0.00	0.00	0.00	0.00
POST JUNE 1994 INVALIDITY COMPONENT	0.00	0.00	0.00	0.00	0.00
LESS: BENEFITS PAID/ TRANSFERS OUT	-2,443.59	-10,364.32	0.00	0.00	0.00
	0.00	117,613.28	0.00	0.00	0.00
<b>TAXABLE COMPONENT (TAXED ELEMENT)</b>					
MEMBERS ACCOUNT BALANCE - 30/06/23	-0.00	747,278.28	0.00	0.00	0.00
LESS: CONTRIBUTIONS SEGMENT	-0.00	-251,316.14	0.00	0.00	0.00
LESS: CRYSTALLISED SEGMENT	-0.00	-117,613.28	0.00	0.00	0.00
	-0.01	378,348.86	0.00	0.00	0.00
<b>NOTES</b>					

The following link should be used to verify the calculation of the crystallised segment as at 30 June 2007  
<http://calculators.ato.gov.au/scripts/axos/axos.asp?CONTEXT=&KBS=SCC.xr4&go=ok>

MILLER RETIREMENT FUND  
MEMBERS ACCOUNTS  
AS AT 30 JUNE 2023

EARNINGS RATE	2023	2022	2021	2020	2019	2018	2017	2016
<b>OPENING BALANCE OF FUND</b>	<b>732,351.76</b>	<b>902,824.31</b>	<b>802,606.94</b>	<b>958,679.34</b>	<b>961,298.29</b>	<b>960,444.64</b>	<b>1,099,507.99</b>	<b>1,100,290.72</b>
NET FUND EARNINGS								
EARNINGS FOR YEAR	65,023.16	-103,188.44	169,708.20	-90,145.08	61,513.70	66,805.63	24,663.85	27,554.11
TAX APPLICABLE TO EARNINGS	4,413.36	4,035.89	2,049.11	4,072.68	5,867.35	4,048.02	3,472.80	1,663.16
<b>NET FUND EARNINGS</b>	<b>69,436.52</b>	<b>-99,152.55</b>	<b>171,757.31</b>	<b>-86,072.40</b>	<b>67,381.05</b>	<b>70,853.65</b>	<b>28,136.65</b>	<b>29,217.27</b>
<b>AVERAGE EARNING RATE</b>	<b>9.48%</b>	<b>-10.98%</b>	<b>21.40%</b>	<b>-8.98%</b>	<b>7.01%</b>	<b>7.38%</b>	<b>2.56%</b>	<b>2.66%</b>

**AVERAGE 5 YEAR RATE**      3.59%      3.17%      5.87%      2.12%      5.06%      5.25%      6.13%      5.96%

MILLER RETIREMENT FUND  
 INCOME TAX EXPENSE CALCULATION WORKSHEET  
 FOR THE YEAR ENDED 30 JUNE 2023

DESCRIPTION	INCOME TAX EXPENSE	PROVISION FOR TAX	FUTURE INCOME TAX BENEFIT		PROVISION FOR DEFERRED TAX						
			OPENING BALANCE	MOVEMENT	CLOSING BALANCE	OPENING BALANCE	MOVEMENT	CLOSING BALANCE			
ACCRUED BENEFITS FROM OPERATIONS	65,023.00	-65,023.00									
<b>PERMANENT DIFFERENCES</b>											
PENALTIES & FINES	0.00	0.00									
IMPUTATION CREDITS	4,413.00	-4,413.00									
FOREIGN TAX CREDITS	232.00	-232.00									
WITHHOLDING TAX	0.00	0.00									
NON ASSESSABLE PORTION OF TRUST DISTRIBUTIONS	0.00	0.00									
NON ASSESSABLE TRUST CAPITAL GAINS	-14,243.00	14,243.00									
NON ASSESSABLE PORTION OF REALISED CAPITAL GAINS	5,104.00	-5,104.00									
EXEMPT PENSION INCOME MEMBER CONTRIBUTIONS	-15,764.00	15,764.00									
1/3 DISCOUNT ON UNREALISED CAPITAL GAINS	-14,922.00	14,922.00									
<b>TIMING DIFFERENCES</b>											
TAX DEFERRED TRUST DISTRIBUTIONS		2,384.00							23,549.00	-29,843.00	-6,294.00
UNREALISED CAPITAL GAINS		42,381.00									
CAPITAL LOSSES											
OPENING BALANCE		0.00							0.00	0.00	0.00
CLOSING BALANCE											
less PERMANENT DIFFERENCE DISC ON UNREALISED CAP GAINS		-14,922.00									
<b>TOTAL ASSESSABLE INCOME</b>	29,843.00	0.00	0.00	0.00	0.00	0.00	0.00	0.00	23,549.00	-29,843.00	-6,294.00
<b>TAX PAYABLE AT 15%</b>	4,476.45	0.00	0.00	0.00	0.00	0.00	0.00	0.00	3,532.35	-4,476.45	-944.10
IMPUTATION CREDITS	-4,413.36	4,413.36									
FOREIGN TAX CREDITS	0.00	0.00									
TFN TAX	0.00	0.00									
<b>TOTAL TAX PAYABLE</b>	63.09	4,413.36	0.00	0.00	0.00	0.00	0.00	0.00	3,532.35	-4,476.45	-944.10

MANAGED FUND TAX ADJUSTMENTS	IMPUTATION CREDITS	FOREIGN TAX CREDITS	TAX FREE INCOME	TAX DEF INCOME	DISCOUNT CAP GAINS	TFN TAX
B/FWD PREVIOUS YEAR	0.00	0.00	0.00	0.00	0.00	0.00
ADVANCE MANAGED FUNDS	0.00	0.00	0.00	0.00	0.00	0.00
APN MANAGED FUNDS	0.00	0.00	0.00	0.00	0.00	0.00
NETWEALTH MANAGED PORTFOLIO	4,413.36	232.02	0.00	2,383.73	14,243.15	0.00
COLONIAL MANAGED FUNDS - NO 1	0.00	0.00	0.00	0.00	0.00	0.00
COLONIAL MANAGED FUNDS - NO 2	0.00	0.00	0.00	0.00	0.00	0.00
CREDIT SUISSE MANAGED FUNDS	0.00	0.00	0.00	0.00	0.00	0.00
ING MANAGED FUNDS	0.00	0.00	0.00	0.00	0.00	0.00
MACQUARIE MANAGED FUNDS	0.00	0.00	0.00	0.00	0.00	0.00
PERPETUAL MANAGED FUNDS	0.00	0.00	0.00	0.00	0.00	0.00
C/FWD END OF YEAR	0.00	0.00	0.00	0.00	0.00	0.00
TOTALS	4,413.36	232.02	0.00	2,383.73	14,243.15	0.00

**DEFERRED TAX LIABILITY PROOF**

**ASSETS - MARKET VALUE @ 30/06/2023**

DIRECT EQUITIES 0.00  
 MANAGED FUNDS 686,469.35  
 TOTAL ASSETS - MARKET VALUE 686,469.35

**ASSETS - COST**

DIRECT EQUITIES 0.00  
 MANAGED FUNDS 690,781.11  
 TOTAL ASSETS - COST 690,781.11

NET INCREMENT TO 30/06/2023 -4,311.76

**TAX DEFERRED INCOME C/FWD**

	YEAR PRE 2020	YEAR 2020	YEAR 2021	YEAR 2022	YEAR 2023	REDEEMED	TOTAL
B/FWD PREVIOUS YEAR	0.00	0.00	0.00	0.00	0.00	0.00	0.00
ADVANCE MANAGED FUNDS	4.39	0.00	0.00	0.00	0.00	-4.39	0.00
APN MANAGED FUNDS	16,891.04	3,060.44	0.00	0.00	0.00	-19,951.48	0.00
NETWEALTH MANAGED PORTFOLIO	0.00	3,068.29	9,019.33	6,233.09	2,383.73	-6,951.81	13,752.63
COLONIAL MANAGED FUNDS - NO 1	15,940.38	756.78	0.00	0.00	0.00	-16,697.16	0.00
COLONIAL MANAGED FUNDS - NO 2	0.00	0.00	0.00	0.00	0.00	0.00	0.00
CREDIT SUISSE MANAGED FUNDS	1,684.50	0.00	0.00	0.00	0.00	-1,684.50	0.00
ING MANAGED FUNDS	0.00	0.00	0.00	0.00	0.00	0.00	0.00
MACQUARIE MANAGED FUNDS	0.00	0.00	0.00	0.00	0.00	0.00	0.00
PERPETUAL MANAGED FUNDS	242.88	0.00	0.00	0.00	0.00	-242.88	0.00
C/FWD END OF YEAR	0.00	0.00	0.00	0.00	0.00	0.00	0.00
TOTALS	34,763.19	6,885.51	9,019.33	6,233.09	2,383.73	-45,532.22	13,752.63
TOTAL UNREALISED INCOME							9,440.87
CGT CONCESSION APPLIED - 1/3							3,146.96
TOTAL UNREALISED TAXABLE INCOME							6,293.91
TAX RATE APPLIED - 15%							944.09
DIFFERENCE							-0.01





**Agent** STIRLING WARTON TAYLOR PTY  
 LIMITED

**Client** MILLER RETIREMENT FUND

**ABN** 84 847 130 667

**TFN** 811 610 799

## Income tax 551

---

<b>Date generated</b>	21 August 2023
<b>Overdue</b>	\$0.00
<b>Not yet due</b>	\$0.00
<b>Balance</b>	\$0.00

## Transactions

---

2 results found - from **01 July 2022** to **21 August 2023** sorted by **processed date** ordered **newest to oldest**

<b>Processed date</b>	<b>Effective date</b>	<b>Description</b>	<b>Debit (DR)</b>	<b>Credit (CR)</b>	<b>Balance</b>
4 Nov 2022	9 Nov 2022	EFT refund for Income Tax for the period from 01 Jul 21 to 30 Jun 22	\$3,776.89		\$0.00
4 Nov 2022	4 Nov 2022	Tax return Self Man Superfund - Income Tax for the period from 01 Jul 21 to 30 Jun 22		\$3,776.89	\$3,776.89 CR



**Australian Government**  
**Australian Taxation Office**

**Agent** STIRLING WARTON TAYLOR PTY LIMITED  
**Client** MILLER RETIREMENT FUND  
**ABN** 84 847 130 667  
**TFN** 811 610 799

## Activity statement 001


---

<b>Date generated</b>	21 August 2023
<b>Overdue</b>	\$0.00
<b>Not yet due</b>	\$0.00
<b>Balance</b>	\$0.00

## Transactions

---

0 results found - from 01 July 2022 to 21 August 2023 sorted by **processed date** ordered **newest to oldest**



MACQUARIE

# Macquarie Cash Management Account

MACQUARIE BANK LIMITED  
ABN 46 008 583 542 AFSL 237502

**enquiries** 1800 806 310  
transact@macquarie.com  
www.macquarie.com.au

GPO Box 2520  
Sydney, NSW 2001

1 Shelley Street  
Sydney, NSW 2000



MT RAE INVESTMENTS PTY LTD  
GPO BOX 7019  
SYDNEY NSW 2001

**account balance** **\$8,023.97**  
as at 30 Jun 23

**account name** MT RAE INVESTMENTS PTY LTD ATF  
MILLER RETIREMENT FUND  
**account no.** 121231112

transaction	description	debits	credits	balance
31.05.23	OPENING BALANCE			10,887.26
05.06.23	Cheque CHEQUE WITHDRAWAL 000146	385.00		10,502.26
28.06.23	Funds transfer PP TO STG MARGARET MILLER	2,500.00		8,002.26
30.06.23	Interest MACQUARIE CMA INTEREST PAID*		21.71	8,023.97
	<b>CLOSING BALANCE AS AT 30 JUN 23</b>	<b>2,885.00</b>	<b>21.71</b>	<b>8,023.97</b>

\* Stepped interest rates for the period 1 June to 22 June: balances \$0.00 to \$4,999.99 earned 2.50% balances \$5,000.00 and above earned 2.50%pa (22 days); 23 June to 30 June: balances \$0.00 to \$4,999.99 earned 2.75% balances \$5,000.00 and above earned 2.75%pa (8 days)

## how to make a transaction

**online**  
Log in to [www.macquarie.com.au/personal](http://www.macquarie.com.au/personal)

**by phone**  
Call 133 275 to make a phone transaction

**transfers from another bank account**  
Transfer funds from another bank to this account:  
BSB 182 222  
ACCOUNT NO. 121231112

**deposits using BPay**  
From another bank



Bill code: 20206  
Ref: 121 231 112

continued on next



## Macquarie Cash Management Account

**enquiries 1800 806 310**

**account name** MT RAE INVESTMENTS PTY LTD ATF  
 MILLER RETIREMENT FUND  
**account no.** 121231112

Please note the following financial services companies and/or financial advisers have authority on your account.

Name	Authority Type
TAYLOR ROBERT M STIRLING WARTON TAYLOR PTY LTD	Enquiry authority


### Authority descriptions

Enquiry authority - you have authorised the third party to have access to information about your account.

Please consider carefully who you appoint as a third party authority on your account as we may follow their instructions as if they were yours. It is important that you understand this risk and carefully consider what level of authority you give to them. For more information on third party authority levels search 'Macquarie Help' in your browser to find our Help Centre.

### annual interest summary 2022/2023

INTEREST PAID	<b>396.18</b>
<b>TOTAL INCOME PAID</b>	<b>396.18</b>



# Macquarie Cash Management Account

MACQUARIE BANK LIMITED  
ABN 46 008 583 542      AFSL 237502

**enquiries 1800 806 310**  
transact@macquarie.com  
www.macquarie.com.au

GPO Box 2520  
Sydney, NSW 2001

1 Shelley Street  
Sydney, NSW 2000



015      16954

MT RAE INVESTMENTS PTY LTD  
GPO BOX 7019  
SYDNEY NSW 2001

**account balance \$10,887.26**  
as at 31 May 23

**account name** MT RAE INVESTMENTS PTY LTD ATF  
MILLER RETIREMENT FUND  
**account no.** 121231112

	<b>transaction</b>	<b>description</b>	<b>debits</b>	<b>credits</b>	<b>balance</b>
28.04.23		OPENING BALANCE			3,361.20
01.05.23	Deposit	NETWEALTH INVEST netwealth trf		10,000.00	13,361.20
26.05.23	Funds transfer	PP TO STG MARGARET MILLER	2,500.00		10,861.20
31.05.23	Interest	MACQUARIE CMA INTEREST PAID*		26.06	10,887.26
		<b>CLOSING BALANCE AS AT 31 MAY 23</b>	<b>2,500.00</b>	<b>10,026.06</b>	<b>10,887.26</b>

\* Stepped interest rates for the period 29 April to 18 May: balances \$0.00 to \$4,999.99 earned 2.25% balances \$5,000.00 and above earned 2.25%pa (20 days); 19 May to 31 May: balances \$0.00 to \$4,999.99 earned 2.50% balances \$5,000.00 and above earned 2.50%pa (13 days)

## how to make a transaction

**online**  
Log in to [www.macquarie.com.au/personal](http://www.macquarie.com.au/personal)

**by phone**  
Call 133 275 to make a phone transaction


**transfers from another bank account**  
Transfer funds from another bank to this account:  
BSB 182 222  
ACCOUNT NO. 121231112

**deposits using BPay**  
From another bank



Bill code: 20206  
Ref: 121 231 112

continued on next



## Macquarie Cash Management Account

MACQUARIE BANK LIMITED  
ABN 46 008 583 542 AFSL 237502enquiries 1800 806 310  
transact@macquarie.com  
www.macquarie.com.auGPO Box 2520  
Sydney, NSW 2001

015

16468

MT RAE INVESTMENTS PTY LTD  
GPO BOX 7019  
SYDNEY NSW 20011 Shelley Street  
Sydney, NSW 2000account balance **\$3,361.20**  
as at 28 Apr 23account name MT RAE INVESTMENTS PTY LTD ATF  
MILLER RETIREMENT FUND  
account no. 121231112

transaction	description	debits	credits	balance
31.03.23	OPENING BALANCE			5,851.27
28.04.23	Interest		9.93	5,861.20
28.04.23	Funds transfer	2,500.00		3,361.20
	CLOSING BALANCE AS AT 28 APR 23	2,500.00	9.93	3,361.20

\* Stepped interest rates for the period 1 April to 28 April: balances \$0.00 to \$4,999.99 earned 2.25% balances \$5,000.00 and above earned 2.25%pa (28 days)

## how to make a transaction

## online

Log in to [www.macquarie.com.au/personal](http://www.macquarie.com.au/personal)

## by phone

Call 133 275 to make a phone transaction

## transfers from another bank account

Transfer funds from another bank to this account:  
BSB 182 222  
ACCOUNT NO. 121231112

## deposits using BPay

From another bank

Biller code: 20206  
Ref: 121 231 112

continued on next



## Macquarie Cash Management Account

MACQUARIE BANK LIMITED  
ABN 46 008 583 542 AFSL 237502enquiries 1800 806 310  
transact@macquarie.com  
www.macquarie.com.auGPO Box 2520  
Sydney, NSW 2001

015 6240

MT RAE INVESTMENTS PTY LTD  
GPO BOX 7019  
SYDNEY NSW 20011 Shelley Street  
Sydney, NSW 2000account balance **\$5,851.27**  
as at 31 Mar 23account name MT RAE INVESTMENTS PTY LTD ATF  
MILLER RETIREMENT FUND  
account no. 121231112

transaction	description	debits	credits	balance
28.02.23	OPENING BALANCE			28,334.39
03.03.23	Cheque CHEQUE WITHDRAWAL 000144	20,000.00		8,334.39
28.03.23	Funds transfer PP TO STG MARGARET MILLER	2,500.00		5,834.39
31.03.23	Interest MACQUARIE CMA INTEREST PAID*		16.88	5,851.27
	CLOSING BALANCE AS AT 31 MAR 23	22,500.00	16.88	5,851.27

\* Stepped interest rates for the period 1 March to 21 March: balances \$0.00 to \$4,999.99 earned 2.10%  
balances \$5,000.00 and above earned 2.10%pa (21 days); 22 March to 31 March: balances \$0.00 to  
\$4,999.99 earned 2.25% balances \$5,000.00 and above earned 2.25%pa (10 days)

## how to make a transaction

## online

Log in to [www.macquarie.com.au/personal](http://www.macquarie.com.au/personal)

## by phone

Call 133 275 to make a phone transaction

## transfers from another bank account

Transfer funds from another bank to this account:  
BSB 182 222  
ACCOUNT NO. 121231112

## deposits using BPay

From another bank



Biller code: 20206 Ref: 121 231 112
--

continued on next



# Macquarie Cash Management Account

MACQUARIE BANK LIMITED  
ABN 46 008 583 542 AFSL 237502

enquiries 1800 806 310  
transact@macquarie.com  
www.macquarie.com.au

GPO Box 2520  
Sydney, NSW 2001



015 16717

MT RAE INVESTMENTS PTY LTD  
GPO BOX 7019  
SYDNEY NSW 2001

1 Shelley Street  
Sydney, NSW 2000

account balance **\$28,334.39**  
as at 28 Feb 23

account name MT RAE INVESTMENTS PTY LTD ATF  
MILLER RETIREMENT FUND  
account no. 121231112

transaction	description	debits	credits	balance
31.01.23	OPENING BALANCE			30,786.65
28.02.23	Interest MACQUARIE CMA INTEREST PAID*		47.74	30,834.39
28.02.23	Funds transfer PP TO STG MARGARET MILLER	2,500.00		28,334.39
	CLOSING BALANCE AS AT 28 FEB 23	2,500.00	47.74	28,334.39

\* Stepped interest rates for the period 1 February to 21 February: balances \$0.00 to \$4,999.99 earned 2.00%  
balances \$5,000.00 and above earned 2.00%pa (21 days); 22 February to 28 February: balances \$0.00 to  
\$4,999.99 earned 2.10% balances \$5,000.00 and above earned 2.10%pa (7 days)

## how to make a transaction

**online**  
Log in to [www.macquarie.com.au/personal](http://www.macquarie.com.au/personal)

**by phone**  
Call 133 275 to make a phone transaction

**transfers from another bank account**  
Transfer funds from another bank to this account:  
BSB 182 222  
ACCOUNT NO. 121231112


**deposits using BPay**  
From another bank



Bill code: 20206  
Ref: 121 231 112

continued on next





# Macquarie Cash Management Account

MACQUARIE BANK LIMITED  
ABN 46 008 583 542 AFSL 237502

**enquiries** 1800 806 310  
transact@macquarie.com  
www.macquarie.com.au

GPO Box 2520  
Sydney, NSW 2001



MT RAE INVESTMENTS PTY LTD  
GPO BOX 7019  
SYDNEY NSW 2001

1 Shelley Street  
Sydney, NSW 2000

**account balance** **\$30,786.65**  
as at 31 Jan 23

**account name** MT RAE INVESTMENTS PTY LTD ATF  
MILLER RETIREMENT FUND  
**account no.** 121231112

	<b>transaction</b>	<b>description</b>	<b>debits</b>	<b>credits</b>	<b>balance</b>
30.12.22		OPENING BALANCE			33,229.11
27.01.23	Funds transfer	PP TO STG MARGARET MILLER	2,500.00		30,729.11
31.01.23	Interest	MACQUARIE CMA INTEREST PAID*		57.54	30,786.65
		CLOSING BALANCE AS AT 31 JAN 23	2,500.00	57.54	30,786.65

\* Stepped interest rates for the period 31 December to 31 January: balances \$0.00 to \$4,999.99 earned 2.00%  
balances \$5,000.00 and above earned 2.00%pa (32 days)

## how to make a transaction

**online**  
Log in to [www.macquarie.com.au/personal](http://www.macquarie.com.au/personal)

**by phone**  
Call 133 275 to make a phone transaction


**transfers from another bank account**  
Transfer funds from another bank to this account:  
BSB 182 222  
ACCOUNT NO. 121231112

**deposits using BPay**  
From another bank



Bill code: 20206  
Ref: 121 231 112

continued on next



# Macquarie Cash Management Account

MACQUARIE BANK LIMITED  
ABN 46 008 583 542 AFSL 237502

enquiries 1800 806 310  
transact@macquarie.com  
www.macquarie.com.au

GPO Box 2520  
Sydney, NSW 2001



015 42269

MT RAE INVESTMENTS PTY LTD  
GPO BOX 7019  
SYDNEY NSW 2001

1 Shelley Street  
Sydney, NSW 2000

account balance **\$33,229.11**  
as at 30 Dec 22

account name MT RAE INVESTMENTS PTY LTD ATF  
MILLER RETIREMENT FUND  
account no. 121231112

transaction	description	debits	credits	balance
30.11.22	OPENING BALANCE			35,674.60
28.12.22	Funds transfer PP TO STG MARGARET MILLER	2,500.00		33,174.60
30.12.22	Interest MACQUARIE CMA INTEREST PAID*		54.51	33,229.11
	CLOSING BALANCE AS AT 30 DEC 22	2,500.00	54.51	33,229.11

\* Stepped interest rates for the period 1 December to 15 December: balances \$0.00 to \$4,999.99 earned 1.75% balances \$5,000.00 and above earned 1.75%pa (15 days); 16 December to 30 December: balances \$0.00 to \$4,999.99 earned 2.00% balances \$5,000.00 and above earned 2.00%pa (15 days)

## how to make a transaction

**online**  
Log in to [www.macquarie.com.au/personal](http://www.macquarie.com.au/personal)

**by phone**  
Call 133 275 to make a phone transaction

**transfers from another bank account**  
Transfer funds from another bank to this account:  
BSB 182 222  
ACCOUNT NO. 121231112

**deposits using BPay**  
From another bank



Bill code: 20206  
Ref: 121 231 112

continued on next



# Macquarie Cash Management Account

MACQUARIE BANK LIMITED  
ABN 46 008 583 542 AFSL 237502

**enquiries 1800 806 310**  
transact@macquarie.com  
www.macquarie.com.au

GPO Box 2520  
Sydney, NSW 2001

1 Shelley Street  
Sydney, NSW 2000



MT RAE INVESTMENTS PTY LTD  
GPO BOX 7019  
SYDNEY NSW 2001

**account balance \$35,674.60**  
as at 30 Nov 22

**account name** MT RAE INVESTMENTS PTY LTD ATF  
MILLER RETIREMENT FUND  
**account no.** 121231112

transaction	description	debits	credits	balance
31.10.22	OPENING BALANCE			34,348.35
09.11.22	Deposit ATO ATO002000017625580		3,776.89	38,125.24
28.11.22	Funds transfer PP TO STG MARGARET MILLER	2,500.00		35,625.24
30.11.22	Interest MACQUARIE CMA INTEREST PAID*		49.36	35,674.60
	<b>CLOSING BALANCE AS AT 30 NOV 22</b>	<b>2,500.00</b>	<b>3,826.25</b>	<b>35,674.60</b>

\* Stepped interest rates for the period 1 November to 15 November: balances \$0.00 to \$4,999.99 earned 1.50% balances \$5,000.00 and above earned 1.50%pa (15 days); 16 November to 30 November: balances \$0.00 to \$4,999.99 earned 1.75% balances \$5,000.00 and above earned 1.75%pa (15 days)

## how to make a transaction

**online**  
Log in to [www.macquarie.com.au/personal](http://www.macquarie.com.au/personal)

**by phone**  
Call 133 275 to make a phone transaction

**transfers from another bank account**  
Transfer funds from another bank to this account:  
BSB 182 222  
ACCOUNT NO. 121231112

**deposits using BPay**  
From another bank



Bill code: 20206  
Ref: 121 231 112

continued on next



## Macquarie Cash Management Account

MACQUARIE BANK LIMITED  
ABN 46 008 583 542 AFSL 237502enquiries 1800 806 310  
transact@macquarie.com  
www.macquarie.com.auGPO Box 2520  
Sydney, NSW 2001

015 17577

MT RAE INVESTMENTS PTY LTD  
GPO BOX 7019  
SYDNEY NSW 20011 Shelley Street  
Sydney, NSW 2000account balance **\$34,348.35**  
as at 31 Oct 22account name MT RAE INVESTMENTS PTY LTD ATF  
MILLER RETIREMENT FUND  
account no. 121231112

	transaction	description	debits	credits	balance
30.09.22		OPENING BALANCE			39,662.21
28.10.22	Funds transfer	PP TO STG MARGARET MILLER	2,500.00		37,162.21
28.10.22	Cheque	CHEQUE WITHDRAWAL 000143	2,860.00		34,302.21
31.10.22	Interest	MACQUARIE CMA INTEREST PAID*		46.14	34,348.35
		CLOSING BALANCE AS AT 31 OCT 22	5,360.00	46.14	34,348.35

\* Stepped interest rates for the period 1 October to 13 October: balances \$0.00 to \$4,999.99 earned 1.25%  
balances \$5,000.00 and above earned 1.25%pa (13 days); 14 October to 31 October: balances \$0.00 to  
\$4,999.99 earned 1.50% balances \$5,000.00 and above earned 1.50%pa (18 days)

## how to make a transaction

## online

Log in to [www.macquarie.com.au/personal](http://www.macquarie.com.au/personal)

## by phone

Call 133 275 to make a phone transaction

## transfers from another bank account


Transfer funds from another bank to this account:  
BSB 182 222  
ACCOUNT NO. 121231112

## deposits using BPay

From another bank

Biller code: 20206  
Ref: 121 231 112

continued on next



# Macquarie Cash Management Account

MACQUARIE BANK LIMITED  
ABN 46 008 583 542 AFSL 237502

**enquiries** 1800 806 310  
transact@macquarie.com  
www.macquarie.com.au

GPO Box 2520  
Sydney, NSW 2001

1 Shelley Street  
Sydney, NSW 2000



015 6852

MT RAE INVESTMENTS PTY LTD  
GPO BOX 7019  
SYDNEY NSW 2001

**account balance** **\$39,662.21**  
as at 30 Sep 22

**account name** MT RAE INVESTMENTS PTY LTD ATF  
MILLER RETIREMENT FUND  
**account no.** 121231112

transaction	description	debits	credits	balance
31.08.22	OPENING BALANCE			42,125.25
28.09.22	Funds transfer PP TO STG MARGARET MILLER	2,500.00		39,625.25
30.09.22	Interest MACQUARIE CMA INTEREST PAID*		36.96	39,662.21
CLOSING BALANCE AS AT 30 SEP 22		<b>2,500.00</b>	<b>36.96</b>	<b>39,662.21</b>

\* Stepped interest rates for the period 1 September to 15 September: balances \$0.00 to \$4,999.99 earned 0.90% balances \$5,000.00 and above earned 0.90%pa (15 days); 16 September to 30 September: balances \$0.00 to \$4,999.99 earned 1.25% balances \$5,000.00 and above earned 1.25%pa (15 days)

## how to make a transaction

**online**  
Log in to [www.macquarie.com.au/personal](http://www.macquarie.com.au/personal)

**by phone**  
Call 133 275 to make a phone transaction

**transfers from another bank account**  
Transfer funds from another bank to this account:  
BSB 182 222  
ACCOUNT NO. 121231112

**deposits using BPay**  
From another bank



Bill code: 20206  
Ref: 121 231 112

continued on next



# Macquarie Cash Management Account

MACQUARIE BANK LIMITED  
ABN 46 008 583 542 AFSL 237502

enquiries 1800 806 310  
transact@macquarie.com  
www.macquarie.com.au

GPO Box 2520  
Sydney, NSW 2001



016 17966

MT RAE INVESTMENTS PTY LTD  
GPO BOX 7019  
SYDNEY NSW 2001

1 Shelley Street  
Sydney, NSW 2000

account balance **\$42,125.25**  
as at 31 Aug 22

account name MT RAE INVESTMENTS PTY LTD ATF  
MILLER RETIREMENT FUND  
account no. 121231112

transaction	description	debits	credits	balance
29.07.22	OPENING BALANCE			6,248.54
05.08.22	Deposit NETWEALTH INVEST netwealth trf		40,000.00	46,248.54
15.08.22	Cheque CHEQUE WITHDRAWAL 000142	1,650.00		44,598.54
26.08.22	Funds transfer PP TO STG MARGARET MILLER	2,500.00		42,098.54
31.08.22	Interest MACQUARIE CMA INTEREST PAID*		26.71	42,125.25
CLOSING BALANCE AS AT 31 AUG 22		4,150.00	40,026.71	42,125.25

\* Stepped interest rates for the period 30 July to 11 August: balances \$0.00 to \$4,999.99 earned 0.50%  
balances \$5,000.00 and above earned 0.50%pa (13 days); 12 August to 31 August: balances \$0.00 to  
\$4,999.99 earned 0.90% balances \$5,000.00 and above earned 0.90%pa (20 days)

## how to make a transaction

**online**  
Log in to [www.macquarie.com.au/personal](http://www.macquarie.com.au/personal)


**by phone**  
Call 133 275 to make a phone transaction

**transfers from another bank account**  
Transfer funds from another bank to this account:  
BSB 182 222  
ACCOUNT NO. 121231112

**deposits using BPay**  
From another bank

	Bill code: 20206
	Ref: 121 231 112

continued on next



# Macquarie Cash Management Account

MACQUARIE BANK LIMITED  
ABN 46 008 583 542 AFSL 237502

**enquiries 1800 806 310**  
transact@macquarie.com  
www.macquarie.com.au

GPO Box 2520  
Sydney, NSW 2001

1 Shelley Street  
Sydney, NSW 2000



MT RAE INVESTMENTS PTY LTD  
GPO BOX 7019  
SYDNEY NSW 2001

**account balance \$6,248.54**  
as at 29 Jul 22

**account name** MT RAE INVESTMENTS PTY LTD ATF  
MILLER RETIREMENT FUND  
**account no.** 121231112

transaction	description	debits	credits	balance
30.06.22	OPENING BALANCE			8,801.90
08.07.22	Cheque CHEQUE WITHDRAWAL 000140	56.00		8,745.90
28.07.22	Funds transfer PP TO STG MARGARET MILLER	2,500.00		6,245.90
29.07.22	Interest MACQUARIE CMA INTEREST PAID*		2.64	6,248.54
	<b>CLOSING BALANCE AS AT 29 JUL 22</b>	<b>2,556.00</b>	<b>2.64</b>	<b>6,248.54</b>

\* Stepped interest rates for the period 1 July to 13 July: balances \$0.00 to \$4,999.99 earned 0.25% balances \$5,000.00 and above earned 0.25%pa (13 days); 14 July to 29 July: balances \$0.00 to \$4,999.99 earned 0.50% balances \$5,000.00 and above earned 0.50%pa (16 days)

## how to make a transaction

**online**  
Log in to [www.macquarie.com.au/personal](http://www.macquarie.com.au/personal)

**by phone**  
Call 133 275 to make a phone transaction

**transfers from another bank account**  
Transfer funds from another bank to this account:  
BSB 182 222  
ACCOUNT NO. 121231112

**deposits using BPay**  
From another bank



Bill code: 20206  
Ref: 121 231 112

continued on next