

From First to Last by Account
Options: Not summarised, Excluding NIL Balances
Client Code: MAY103 From 01/07/2021 To 30/06/2022

Last Year	Account	Description	Debit	Credit
	197	Managed fund distributions		
(191162.43)	19740	Netwealth managed portfolio		259397.43
	198	Dividends Received		
-	19802	Netwealth managed portfolio		4779.90
(722.55)	199	Interest received		1247.50
	204	Changes in net market values of other assets		
(803511.70)	20404	Managed funds	786209.82	
221592.68	20434	Managed funds	2323.13	
2870.00	300	Accountancy fees	2860.00	
1540.00	301	Administration costs	1320.00	
3981.62	344	Adviser fees	4156.17	
259.00	364	Filing fees	259.00	
	550	SUPERANNUATION FUND		
(765153.38)	55002	Profit Earned This Year	-	
765153.38	55003	Distribution to Members		531703.29
	551	BARRY LEONARD MAYO		
(1781162.36)	55101	Balance at beginning of year		2287646.61
(502877.83)	55102	Allocated earnings	349448.62	
(3606.42)	55105	Income tax expense on earnings		8452.31
-	55107	Contributions from employer		27500.00
-	55110	Income tax expense on contributions	4125.00	
	552	JILLIAN ANN MAYO		
(928964.98)	55201	Balance at beginning of year		1193121.46
(262275.55)	55202	Allocated earnings	182254.67	
(1880.93)	55205	Income tax expense on earnings		4408.30
-	55207	Contributions from employer		27500.00
-	55210	Income tax expense on contributions	4125.00	
23711.78	680	Cash at bank	64774.74	
288604.53	681	Netwealth portfolio account	292796.20	
	789	Interest bearing securities		
-	78910	ANZ cap notes 4 - 20/03/2026	38767.50	
-	78920	ANZ cap notes 5 - 20/03/2027	48644.75	
94212.54	78940	Pendal fixed interest fund	-	
73354.16	78945	Pimco aust bond fund	37915.61	
81937.47	78950	Perpetual pure credit alpha fund	104156.69	
80848.70	78955	Principal global credit opportunities fund	86320.29	
	790	Property securities		
264461.85	79015	APN property for income fund	194339.81	
215485.11	79060	SGH property income fund	203274.04	

From First to Last by Account
Options: Not summarised, Excluding NIL Balances
Client Code: MAY103 From 01/07/2021 To 30/06/2022

Last Year	Account	Description	Debit	Credit
221922.25	79080	Zurich property securities fund	193263.58	
	791	Small Cap domestic equities		
152280.27	79110	Abrdn small companies fund	96988.70	
-	79130	Hyperion small companies fund	101805.15	
170889.63	79150	Pengana emerging companies fund	98268.75	
157941.28	79180	SGH emerging companies fund	91208.46	
	795	Large Cap domestic equities		
-	79505	Alphinity sustainable share fund	85935.52	
273369.65	79510	Bennelong aust equity fund	170763.01	
402093.87	79530	First Sentier geared share fund	226336.23	
117914.95	79540	MBA aust share fund	125125.16	
122936.16	79555	Perpetual concentrated equity fund	120102.20	
258294.97	79560	Platypus aust equity fund	162608.02	
	796	International equities		
51828.69	79610	Arrowstreet global equity fund (hedged)	56543.28	
115967.13	79630	Hyperion global growth companies fund	78023.85	
72603.86	79648	Magellan global fund	-	
52870.49	79650	Magellan high conviction fund	79517.87	
122399.76	79660	Platinum global equity fund (unhedged)	57369.71	
-	79665	T Rowe Price global equity fund	74677.41	
59351.62	79670	Walter Scott global equity fund (hedged)	57586.64	
-	79690	Zurich global growth fund (unhedged)	56951.61	
5487.35	904	Provision for income tax	4610.61	
	999	Jobstream Selection Account		
22.00	99901	Jobstream Selection Account	22.00	

From First to Last by Account
Options: Not summarised, Excluding NIL Balances
Client Code: MAY103 From 01/07/2021 To 30/06/2022

Last Year	Account	Description	Debit	Credit
(22.00)	99999	Clearing balance		22.00
<u>(765153.38)</u>		Total	<u>4345778.80</u>	<u>4345778.80</u>

NET LOSS THIS YEAR 531703.29
NET PROFIT LAST YEAR 765153.38

No. of Accounts: 53
No. of Entries: 128

Client Code: MAY103
From First to Last by Account
From 01/07/2021 To 30/06/2022

Date	Type	Gp	Ref.	Debit	Credit	Balance
197	Managed fund distributions					
19740	Netwealth managed portfolio					
LY Closing Balance						(191162.43)
30/06/2022	Jnl		2		259397.43	(259397.43)
				netwealth cash receipts & pmts for the year		
Closing Balance				0.00	259397.43	(259397.43)
198	Dividends Received					
19802	Netwealth managed portfolio					
LY Closing Balance						0.00
30/06/2022	Jnl		2		4779.90	(4779.90)
				netwealth cash receipts & pmts for the year		
Closing Balance				0.00	4779.90	(4779.90)
199	Interest received					
LY Closing Balance						(722.55)
30/06/2022	Jnl		1		14.61	(14.61)
				mbl cash receipts & pmts for the year		
30/06/2022	Jnl		2		13.14	(27.75)
				netwealth cash receipts & pmts for the year		
30/06/2022	Jnl		2		1219.75	(1247.50)
				netwealth cash receipts & pmts for the year		
Closing Balance				0.00	1247.50	(1247.50)
204	Changes in net market values of other assets					
20404	Managed funds					
LY Closing Balance						(803511.70)
30/06/2022	Jnl		4	786209.82		786209.82
				revalue investments to market value at year end		
Closing Balance				786209.82	0.00	786209.82
20434	Managed funds					
LY Closing Balance						221592.68
30/06/2022	Jnl		2	41088.00		41088.00
				netwealth cash receipts & pmts for the year		
30/06/2022	Jnl		2	51.36		41139.36
				netwealth cash receipts & pmts for the year		
30/06/2022	Jnl		2	24963.05		66102.41
				netwealth cash receipts & pmts for the year		

Client Code: MAY103
From First to Last by Account
From 01/07/2021 To 30/06/2022

Date	Type Gp	Ref.	Debit	Credit	Balance
20434	Managed funds : Continued				
30/06/2022	Jnl	2	25487.50		91589.91
			netwealth cash receipts & pmts for the year		
30/06/2022	Jnl	2	31.20		91621.11
			netwealth cash receipts & pmts for the year		
30/06/2022	Jnl	2	31.86		91652.97
			netwealth cash receipts & pmts for the year		
30/06/2022	Jnl	2		49500.00	42152.97
			netwealth cash receipts & pmts for the year		
30/06/2022	Jnl	2		40000.00	2152.97
			netwealth cash receipts & pmts for the year		
30/06/2022	Jnl	3	170.16		2323.13
			profit on disposal of investments during the year		
Closing Balance			91823.13	89500.00	2323.13
300	Accountancy fees				
LY Closing Balance					2870.00
30/06/2022	Jnl	1	2860.00		2860.00
			mbl cash receipts & pmts for the year		
Closing Balance			2860.00	0.00	2860.00
301	Administration costs				
LY Closing Balance					1540.00
30/06/2022	Jnl	1	1320.00		1320.00
			mbl cash receipts & pmts for the year		
Closing Balance			1320.00	0.00	1320.00
344	Adviser fees				
LY Closing Balance					3981.62
30/06/2022	Jnl	2	4156.16		4156.16
			netwealth cash receipts & pmts for the year		
30/06/2022	Jnl	2	0.01		4156.17
			netwealth cash receipts & pmts for the year		
Closing Balance			4156.17	0.00	4156.17
364	Filing fees				
LY Closing Balance					259.00
30/06/2022	Jnl	1	259.00		259.00
			mbl cash receipts & pmts for the year		
Closing Balance			259.00	0.00	259.00
550	SUPERANNUATION FUND				

Client Code: MAY103
From First to Last by Account
From 01/07/2021 To 30/06/2022

Date	Type Gp	Ref.	Debit	Credit	Balance
55001 Unallocated Benefits Brought Forward					
					Opening Balance
					0.00
01/07/2021	Jnl			765153.38	(765153.38)
					Year end balance forward
01/07/2021	Jnl		765153.38		0.00
					Year end balance forward
			Closing Balance	765153.38	765153.38
					0.00
55002 Profit Earned This Year					
					Opening Balance
					(765153.38)
01/07/2021	Jnl		765153.38		0.00
					Year end balance forward : Profit distribution
			Closing Balance	765153.38	0.00
				0.00	0.00
55003 Distribution to Members					
					Opening Balance
					765153.38
01/07/2021	Jnl			765153.38	0.00
					Year end balance forward
30/06/2022	Jnl	5		531703.29	(531703.29)
					allocation of net earnings to members for the year
			Closing Balance	0.00	1296856.67
					(531703.29)
551 BARRY LEONARD MAYO					
55101 Balance at beginning of year					
					Opening Balance
					(1781162.36)
01/07/2021	Jnl			502877.83	(2284040.19)
					Year end balance forward
01/07/2021	Jnl			3606.42	(2287646.61)
					Year end balance forward
			Closing Balance	0.00	506484.25
					(2287646.61)
55102 Allocated earnings					
					Opening Balance
					(502877.83)
01/07/2021	Jnl		502877.83		0.00
					Year end balance forward
30/06/2022	Jnl	5	349448.62		349448.62
					allocation of net earnings to members for the year
			Closing Balance	852326.45	0.00
					349448.62

Client Code: MAY103
From First to Last by Account
From 01/07/2021 To 30/06/2022

Date	Type Gp	Ref.	Debit	Credit	Balance
55105 Income tax expense on earnings					
Opening Balance					(3606.42)
01/07/2021	Jnl		3606.42		0.00
Year end balance forward					
30/06/2022	Jnl	6		8452.31	(8452.31)
tax expense for the year					
Closing Balance					(8452.31)
55107 Contributions from employer					
Opening Balance					0.00
30/06/2022	Jnl	1		27500.00	(27500.00)
mbl cash receipts & pmts for the year					
Closing Balance					(27500.00)
55110 Income tax expense on contributions					
Opening Balance					0.00
30/06/2022	Jnl	6	4125.00		4125.00
tax expense for the year					
Closing Balance					4125.00
552 JILLIAN ANN MAYO					
55201 Balance at beginning of year					
Opening Balance					(928964.98)
01/07/2021	Jnl			262275.55	(1191240.53)
Year end balance forward					
01/07/2021	Jnl			1880.93	(1193121.46)
Year end balance forward					
Closing Balance					(1193121.46)
55202 Allocated earnings					
Opening Balance					(262275.55)
01/07/2021	Jnl		262275.55		0.00
Year end balance forward					
30/06/2022	Jnl	5	182254.67		182254.67
allocation of net earnings to members for the year					
Closing Balance					182254.67
55205 Income tax expense on earnings					
Opening Balance					(1880.93)
01/07/2021	Jnl		1880.93		0.00
Year end balance forward					
30/06/2022	Jnl	6		4408.30	(4408.30)
tax expense for the year					
Closing Balance					(4408.30)

Client Code: MAY103
From First to Last by Account
From 01/07/2021 To 30/06/2022

Date	Type	Gp	Ref.	Debit	Credit	Balance
55207 Contributions from employer						
Opening Balance						0.00
30/06/2022	Jnl		1		27500.00	(27500.00)
mbl cash receipts & pmts for the year						
Closing Balance				0.00	27500.00	(27500.00)
55210 Income tax expense on contributions						
Opening Balance						0.00
30/06/2022	Jnl		6	4125.00		4125.00
tax expense for the year						
Closing Balance				4125.00	0.00	4125.00
680 Cash at bank						
Opening Balance						23711.78
30/06/2022	Jnl		1	41062.96		64774.74
mbl cash receipts & pmts for the year						
Closing Balance				41062.96	0.00	64774.74
681 Netwealth portfolio account						
Opening Balance						288604.53
30/06/2022	Jnl		1	15000.00		303604.53
mbl cash receipts & pmts for the year						
30/06/2022	Jnl		2		10808.33	292796.20
netwealth cash receipts & pmts for the year						
Closing Balance				15000.00	10808.33	292796.20
789 Interest bearing securities						
78910 ANZ cap notes 4 - 20/03/2026						
Opening Balance						0.00
30/06/2022	Jnl		2	40083.75		40083.75
netwealth cash receipts & pmts for the year						
30/06/2022	Jnl		2	50.10		40133.85
netwealth cash receipts & pmts for the year						
30/06/2022	Jnl		4		1366.35	38767.50
revalue investments to market value at year end						
Closing Balance				40133.85	1366.35	38767.50
78920 ANZ cap notes 5 - 20/03/2027						
Opening Balance						0.00
30/06/2022	Jnl		2	24980.50		24980.50
netwealth cash receipts & pmts for the year						
30/06/2022	Jnl		2	25548.00		50528.50

Client Code: MAY103
From First to Last by Account
From 01/07/2021 To 30/06/2022

Date	Type	Gp	Ref.	Debit	Credit	Balance
78920	ANZ cap notes 5 - 20/03/2027 : Continued					
						netwealth cash receipts & pmts for the year
30/06/2022	Jnl		2	31.23		50559.73
						netwealth cash receipts & pmts for the year
30/06/2022	Jnl		2	31.94		50591.67
						netwealth cash receipts & pmts for the year
30/06/2022	Jnl		4		1946.92	48644.75
						revalue investments to market value at year end
Closing Balance				50591.67	1946.92	48644.75
78940	Pendal fixed interest fund					
						Opening Balance
						94212.54
30/06/2022	Jnl		2		95412.59	(1200.05)
						netwealth cash receipts & pmts for the year
30/06/2022	Jnl		3		4587.41	(5787.46)
						profit on disposal of investments during the year
30/06/2022	Jnl		4	5787.46		0.00
						revalue investments to market value at year end
Closing Balance				5787.46	100000.00	0.00
78945	Pimco aust bond fund					
						Opening Balance
						73354.16
30/06/2022	Jnl		2		15000.00	58354.16
						netwealth cash receipts & pmts for the year
30/06/2022	Jnl		2		15000.00	43354.16
						netwealth cash receipts & pmts for the year
30/06/2022	Jnl		3		505.15	42849.01
						profit on disposal of investments during the year
30/06/2022	Jnl		4		4933.40	37915.61
						revalue investments to market value at year end
Closing Balance				0.00	35438.55	37915.61
78950	Perpetual pure credit alpha fund					
						Opening Balance
						81937.47
30/06/2022	Jnl		2	24000.00		105937.47
						netwealth cash receipts & pmts for the year
30/06/2022	Jnl		2	5000.00		110937.47
						netwealth cash receipts & pmts for the year
30/06/2022	Jnl		4		6780.78	104156.69
						revalue investments to market value

Client Code: MAY103 From First to Last by Account
From 01/07/2021 To 30/06/2022

Date	Type	Gp	Ref.	Debit	Credit	Balance
78950	Perpetual pure credit alpha fund : Continued					
	at year end					
Closing Balance				29000.00	6780.78	104156.69
78955	Principal global credit opportunities fund					
Opening Balance						80848.70
30/06/2022	Jnl		2	24000.00		104848.70
	netwealth cash receipts & pmts for the year					
30/06/2022	Jnl		4		18528.41	86320.29
	revalue investments to market value at year end					
Closing Balance				24000.00	18528.41	86320.29
790	Property securities					
79015	APN property for income fund					
Opening Balance						264461.85
30/06/2022	Jnl		2		4875.79	259586.06
	netwealth cash receipts & pmts for the year					
30/06/2022	Jnl		2		30000.00	229586.06
	netwealth cash receipts & pmts for the year					
30/06/2022	Jnl		3		16926.96	212659.10
	profit on disposal of investments during the year					
30/06/2022	Jnl		4		18319.29	194339.81
	revalue investments to market value at year end					
Closing Balance				0.00	70122.04	194339.81
79060	SGH property income fund					
Opening Balance						215485.11
30/06/2022	Jnl		4		12211.07	203274.04
	revalue investments to market value at year end					
Closing Balance				0.00	12211.07	203274.04
79080	Zurich property securities fund					
Opening Balance						221922.25
30/06/2022	Jnl		4		28658.67	193263.58
	revalue investments to market value at year end					
Closing Balance				0.00	28658.67	193263.58
791	Small Cap domestic equities					

Client Code: MAY103
From First to Last by Account
From 01/07/2021 To 30/06/2022

Date	Type	Gp	Ref.	Debit	Credit	Balance
79110	Abrdn small companies fund					
Opening Balance						152280.27
30/06/2022	Jnl		2		22000.00	130280.27
						netwealth cash receipts & pmts for the year
30/06/2022	Jnl		3		708.02	129572.25
						profit on disposal of investments during the year
30/06/2022	Jnl		4		32583.55	96988.70
						revalue investments to market value at year end
Closing Balance				0.00	55291.57	96988.70
79130	Hyperion small companies fund					
Opening Balance						0.00
30/06/2022	Jnl		2	130000.00		130000.00
						netwealth cash receipts & pmts for the year
30/06/2022	Jnl		2	33000.00		163000.00
						netwealth cash receipts & pmts for the year
30/06/2022	Jnl		4		61194.85	101805.15
						revalue investments to market value at year end
Closing Balance				163000.00	61194.85	101805.15
79150	Pengana emerging companies fund					
Opening Balance						170889.63
30/06/2022	Jnl		2		40000.00	130889.63
						netwealth cash receipts & pmts for the year
30/06/2022	Jnl		3	4067.57		134957.20
						profit on disposal of investments during the year
30/06/2022	Jnl		4		36688.45	98268.75
						revalue investments to market value at year end
Closing Balance				4067.57	76688.45	98268.75
79180	SGH emerging companies fund					
Opening Balance						157941.28
30/06/2022	Jnl		2		26000.00	131941.28
						netwealth cash receipts & pmts for the year
30/06/2022	Jnl		2		8000.00	123941.28
						netwealth cash receipts & pmts for the year
30/06/2022	Jnl		3	141.23		124082.51
						profit on disposal of investments during the year
30/06/2022	Jnl		4		32874.05	91208.46
						revalue investments to market value

Client Code: MAY103 From First to Last by Account
From 01/07/2021 To 30/06/2022

Date	Type Gp	Ref.	Debit	Credit	Balance
79180	SGH emerging companies fund : Continued				
	at year end				
Closing Balance			141.23	66874.05	91208.46
795	Large Cap domestic equities				
79505	Alphinity sustainable share fund				
Opening Balance					0.00
30/06/2022	Jnl	2	90000.00		90000.00
	netwealth cash receipts & pmts for the year				
30/06/2022	Jnl	2	15000.00		105000.00
	netwealth cash receipts & pmts for the year				
30/06/2022	Jnl	4		19064.48	85935.52
	revalue investments to market value at year end				
Closing Balance			105000.00	19064.48	85935.52
79510	Bennelong aust equity fund				
Opening Balance					273369.65
30/06/2022	Jnl	2		45000.00	228369.65
	netwealth cash receipts & pmts for the year				
30/06/2022	Jnl	3	5871.49		234241.14
	profit on disposal of investments during the year				
30/06/2022	Jnl	4		63478.13	170763.01
	revalue investments to market value at year end				
Closing Balance			5871.49	108478.13	170763.01
79530	First Sentier geared share fund				
Opening Balance					402093.87
30/06/2022	Jnl	2	25000.00		427093.87
	netwealth cash receipts & pmts for the year				
30/06/2022	Jnl	4		200757.64	226336.23
	revalue investments to market value at year end				
Closing Balance			25000.00	200757.64	226336.23
79540	MBA aust share fund				
Opening Balance					117914.95
30/06/2022	Jnl	2	16000.00		133914.95
	netwealth cash receipts & pmts for the year				
30/06/2022	Jnl	4		8789.79	125125.16
	revalue investments to market value at year end				

Client Code: MAY103
From First to Last by Account
From 01/07/2021 To 30/06/2022

Date	Type	Gp	Ref.	Debit	Credit	Balance
Closing Balance				16000.00	8789.79	125125.16
79555						
						Perpetual concentrated equity fund
Opening Balance						122936.16
30/06/2022	Jnl		2	16000.00		138936.16
						netwealth cash receipts & pmts for the year
30/06/2022	Jnl		4		18833.96	120102.20
						revalue investments to market value at year end
Closing Balance				16000.00	18833.96	120102.20
79560						
						Platypus aust equity fund
Opening Balance						258294.97
30/06/2022	Jnl		2		35000.00	223294.97
						netwealth cash receipts & pmts for the year
30/06/2022	Jnl		3	2971.98		226266.95
						profit on disposal of investments during the year
30/06/2022	Jnl		4		63658.93	162608.02
						revalue investments to market value at year end
Closing Balance				2971.98	98658.93	162608.02
796						
						International equities
79610						
						Arrowstreet global equity fund (hedged)
Opening Balance						51828.69
30/06/2022	Jnl		2	10000.00		61828.69
						netwealth cash receipts & pmts for the year
30/06/2022	Jnl		2	4000.00		65828.69
						netwealth cash receipts & pmts for the year
30/06/2022	Jnl		4		9285.41	56543.28
						revalue investments to market value at year end
Closing Balance				14000.00	9285.41	56543.28
79630						
						Hyperion global growth companies fund
Opening Balance						115967.13
30/06/2022	Jnl		4		37943.28	78023.85
						revalue investments to market value at year end
Closing Balance				0.00	37943.28	78023.85

Client Code: MAY103
From First to Last by Account
From 01/07/2021 To 30/06/2022

Date	Type	Gp	Ref.	Debit	Credit	Balance
79648						
						Magellan global fund
						Opening Balance
						72603.86
30/06/2022	Jnl		2		75265.73	(2661.87)
						netwealth cash receipts & pmts for the year
30/06/2022	Jnl		3	9867.22		7205.35
						profit on disposal of investments during the year
30/06/2022	Jnl		4		7205.35	0.00
						revalue investments to market value at year end
				9867.22	82471.08	0.00
						Closing Balance
79650						
						Magellan high conviction fund
						Opening Balance
						52870.49
30/06/2022	Jnl		2	34000.00		86870.49
						netwealth cash receipts & pmts for the year
30/06/2022	Jnl		2	5000.00		91870.49
						netwealth cash receipts & pmts for the year
30/06/2022	Jnl		2	12000.00		103870.49
						netwealth cash receipts & pmts for the year
30/06/2022	Jnl		2	14471.46		118341.95
						netwealth cash receipts & pmts for the year
30/06/2022	Jnl		4		38824.08	79517.87
						revalue investments to market value at year end
				65471.46	38824.08	79517.87
						Closing Balance
79660						
						Platinum global equity fund (unhedged)
						Opening Balance
						122399.76
30/06/2022	Jnl		2		31211.88	91187.88
						netwealth cash receipts & pmts for the year
30/06/2022	Jnl		2		23426.01	67761.87
						netwealth cash receipts & pmts for the year
30/06/2022	Jnl		2	6000.00		73761.87
						netwealth cash receipts & pmts for the year
30/06/2022	Jnl		3		362.11	73399.76
						profit on disposal of investments during the year
30/06/2022	Jnl		4		16030.05	57369.71
						revalue investments to market value at year end
				6000.00	71030.05	57369.71
						Closing Balance

Client Code: MAY103
From First to Last by Account
From 01/07/2021 To 30/06/2022

Date	Type	Gp	Ref.	Debit	Credit	Balance
79665 T Rowe Price global equity fund						
	Opening Balance					0.00
30/06/2022	Jnl		2	58000.00		58000.00
	netwealth cash receipts & pmts for the year					
30/06/2022	Jnl		2	18000.00		76000.00
	netwealth cash receipts & pmts for the year					
30/06/2022	Jnl		2	20000.00		96000.00
	netwealth cash receipts & pmts for the year					
30/06/2022	Jnl		4		21322.59	74677.41
	revalue investments to market value at year end					
	Closing Balance			96000.00	21322.59	74677.41
79670 Walter Scott global equity fund (hedged)						
	Opening Balance					59351.62
30/06/2022	Jnl		2	10000.00		69351.62
	netwealth cash receipts & pmts for the year					
30/06/2022	Jnl		4		11764.98	57586.64
	revalue investments to market value at year end					
	Closing Balance			10000.00	11764.98	57586.64
79690 Zurich global growth fund (unhedged)						
	Opening Balance					0.00
30/06/2022	Jnl		2	65000.00		65000.00
	netwealth cash receipts & pmts for the year					
30/06/2022	Jnl		2	2000.00		67000.00
	netwealth cash receipts & pmts for the year					
30/06/2022	Jnl		2	6000.00		73000.00
	netwealth cash receipts & pmts for the year					
30/06/2022	Jnl		2	2904.43		75904.43
	netwealth cash receipts & pmts for the year					
30/06/2022	Jnl		4		18952.82	56951.61
	revalue investments to market value at year end					
	Closing Balance			75904.43	18952.82	56951.61
904 Provision for income tax						
	Opening Balance					5487.35
30/06/2022	Jnl		1		5487.35	0.00
	mbl cash receipts & pmts for the year					
30/06/2022	Jnl		6	4610.61		4610.61
	tax expense for the year					

Client Code: MAY103
From First to Last by Account
From 01/07/2021 To 30/06/2022

Date	Type Gp	Ref.	Debit	Credit	Balance
Closing Balance			4610.61	5487.35	4610.61
999	Jobstream Selection Account				
99901	Jobstream Selection Account				
Opening Balance					22.00
Closing Balance			0.00	0.00	22.00
99999	Clearing balance				
Opening Balance					(22.00)
Closing Balance			0.00	0.00	(22.00)
	Debits			4553010.83	
	Credits			4553010.83	
	No. of Accounts			54.00	
	No. of Entries			128.00	

Client Code: MAY103

Date	Type	Grp	Ref	Account	Description	Amount	Bal2	Narration
01/07/2021	Jnl			55002	Profit Earned This Year	765153.38	-	Year end balance forward : Profit distribution
01/07/2021	Jnl			55001	Unallocated Benefits Brought Forward	(765153.38)	-	Year end balance forward
01/07/2021	Jnl			55003	Distribution to Members	(765153.38)	-	Year end balance forward
01/07/2021	Jnl			55001	Unallocated Benefits Brought Forward	765153.38	-	Year end balance forward
01/07/2021	Jnl			55102	Allocated earnings	502877.83	-	Year end balance forward
01/07/2021	Jnl			55101	Balance at beginning of year	(502877.83)	-	Year end balance forward
01/07/2021	Jnl			55105	Income tax expense on earnings	3606.42	-	Year end balance forward
01/07/2021	Jnl			55101	Balance at beginning of year	(3606.42)	-	Year end balance forward
01/07/2021	Jnl			55202	Allocated earnings	262275.55	-	Year end balance forward
01/07/2021	Jnl			55201	Balance at beginning of year	(262275.55)	-	Year end balance forward
01/07/2021	Jnl			55205	Income tax expense on earnings	1880.93	-	Year end balance forward
01/07/2021	Jnl			55201	Balance at beginning of year	(1880.93)	-	Year end balance forward
30/06/2022	Jnl		I	680	Cash at bank	41062.96	-	mbl cash receipts & pmts for the year
30/06/2022	Jnl		I	199	Interest received	(14.61)	-	mbl cash receipts & pmts for the year
30/06/2022	Jnl		I	55107	Contributions from employer	(27500.00)	-	mbl cash receipts & pmts for the year
30/06/2022	Jnl		I	55207	Contributions from employer	(27500.00)	-	mbl cash receipts & pmts for the year
30/06/2022	Jnl		I	300	Accountancy fees	2860.00	-	mbl cash receipts & pmts for the year
30/06/2022	Jnl		I	364	Filing fees	259.00	-	mbl cash receipts & pmts for the year
30/06/2022	Jnl		I	904	Provision for income tax	(5487.35)	-	mbl cash receipts & pmts for the year
30/06/2022	Jnl		I	301	Administration costs	1320.00	-	mbl cash receipts & pmts for the year
30/06/2022	Jnl		I	681	Netwealth portfolio			

Client Code: MAY103

Date	Type	Grp	Ref	Account	Description	Amount	Bal2	Narration
30/06/2022	Jnl	2	681		account	15000.00	-	mbi cash receipts & pmts for the year
30/06/2022	Jnl	2	78940		Netwealth portfolio account	(10808.33)	-	netwealth cash receipts & pmts for the year
30/06/2022	Jnl	2	78910		Pendal fixed interest fund	(95412.59)	-	netwealth cash receipts & pmts for the year
30/06/2022	Jnl	2	20434		ANZ cap notes 4 - 20/03/2026	40083.75	-	netwealth cash receipts & pmts for the year
30/06/2022	Jnl	2	78910		Managed funds	41088.00	-	netwealth cash receipts & pmts for the year
30/06/2022	Jnl	2	20434		ANZ cap notes 4 - 20/03/2026	50.10	-	netwealth cash receipts & pmts for the year
30/06/2022	Jnl	2	79648		Managed funds	51.36	-	netwealth cash receipts & pmts for the year
30/06/2022	Jnl	2	79540		Magellan global fund	(75265.73)	-	netwealth cash receipts & pmts for the year
30/06/2022	Jnl	2	79015		MBA aust share fund	16000.00	-	netwealth cash receipts & pmts for the year
30/06/2022	Jnl	2	79560		APN property for income fund	(4875.79)	-	netwealth cash receipts & pmts for the year
30/06/2022	Jnl	2	79510		Platypus aust equity fund	(35000.00)	-	netwealth cash receipts & pmts for the year
30/06/2022	Jnl	2	79110		Bennelong aust equity fund	(45000.00)	-	netwealth cash receipts & pmts for the year
30/06/2022	Jnl	2	78945		Abrdn small companies fund	(22000.00)	-	netwealth cash receipts & pmts for the year
30/06/2022	Jnl	2	79665		Pimco aust bond fund	(15000.00)	-	netwealth cash receipts & pmts for the year
30/06/2022	Jnl	2	79180		T Rowe Price global equity fund	58000.00	-	netwealth cash receipts & pmts for the year
30/06/2022	Jnl	2	79505		SGH emerging companies fund	(26000.00)	-	netwealth cash receipts & pmts for the year
30/06/2022	Jnl	2			Alphinity			

Client Code: MAY103

Date	Type	Grp	Ref	Account	Description	Amount	Bal2	Narration
30/06/2022	Jnl		2	79650	sustainable share fund	90000.00	-	netwealth cash receipts & pmts for the year
30/06/2022	Jnl		2	79555	Magellan high conviction fund	34000.00	-	netwealth cash receipts & pmts for the year
30/06/2022	Jnl		2	79150	Perpetual concentrated equity fund	16000.00	-	netwealth cash receipts & pmts for the year
30/06/2022	Jnl		2	78950	Pengana emerging companies fund	(40000.00)	-	netwealth cash receipts & pmts for the year
30/06/2022	Jnl		2	78950	Perpetual pure credit alpha fund	24000.00	-	netwealth cash receipts & pmts for the year
30/06/2022	Jnl		2	78955	Principal global credit opportunities fund	24000.00	-	netwealth cash receipts & pmts for the year
30/06/2022	Jnl		2	79660	Platinum global equity fund (unhedged)	(31211.88)	-	netwealth cash receipts & pmts for the year
30/06/2022	Jnl		2	79660	Platinum global equity fund (unhedged)	(23426.01)	-	netwealth cash receipts & pmts for the year
30/06/2022	Jnl		2	79610	Arrowstreet global equity fund (hedged)	10000.00	-	netwealth cash receipts & pmts for the year
30/06/2022	Jnl		2	79670	Walter Scott global equity fund (hedged)	10000.00	-	netwealth cash receipts & pmts for the year
30/06/2022	Jnl		2	78920	ANZ cap notes 5 - 20/03/2027	24980.50	-	netwealth cash receipts & pmts for the year
30/06/2022	Jnl		2	20434	Managed funds	24963.05	-	netwealth cash receipts & pmts for the year
30/06/2022	Jnl		2	79690	Zurich global growth fund (unhedged)	65000.00	-	netwealth cash receipts & pmts for the year
30/06/2022	Jnl		2	78920	ANZ cap notes 5 - 20/03/2027	25548.00	-	netwealth cash receipts & pmts for the year
30/06/2022	Jnl		2	79130	Hyperion small			

Client Code: MAY103

Date	Type	Grp	Ref	Account	Description	Amount	Bal2	Narration
30/06/2022	Jnl	2	20434	20434	companies fund	130000.00	-	netwealth cash receipts & pmnts for the year
30/06/2022	Jnl	2	78920	78920	Managed funds	25487.50	-	netwealth cash receipts & pmnts for the year
30/06/2022	Jnl	2	78920	78920	ANZ cap notes 5 - 20/03/2027	31.23	-	netwealth cash receipts & pmnts for the year
30/06/2022	Jnl	2	20434	20434	Managed funds	31.20	-	netwealth cash receipts & pmnts for the year
30/06/2022	Jnl	2	78920	78920	ANZ cap notes 5 - 20/03/2027	31.94	-	netwealth cash receipts & pmnts for the year
30/06/2022	Jnl	2	20434	20434	Managed funds	31.86	-	netwealth cash receipts & pmnts for the year
30/06/2022	Jnl	2	79015	79015	APN property for income fund	(30000.00)	-	netwealth cash receipts & pmnts for the year
30/06/2022	Jnl	2	78945	78945	Pimco aust bond fund	(15000.00)	-	netwealth cash receipts & pmnts for the year
30/06/2022	Jnl	2	79665	79665	T Rowe Price global equity fund	18000.00	-	netwealth cash receipts & pmnts for the year
30/06/2022	Jnl	2	79180	79180	SGH emerging companies fund	(8000.00)	-	netwealth cash receipts & pmnts for the year
30/06/2022	Jnl	2	79530	79530	First Sentier geared share fund	25000.00	-	netwealth cash receipts & pmnts for the year
30/06/2022	Jnl	2	79505	79505	Alphinity sustainable share fund	15000.00	-	netwealth cash receipts & pmnts for the year
30/06/2022	Jnl	2	79650	79650	Magellan high conviction fund	5000.00	-	netwealth cash receipts & pmnts for the year
30/06/2022	Jnl	2	78950	78950	Perpetual pure credit alpha fund	5000.00	-	netwealth cash receipts & pmnts for the year
30/06/2022	Jnl	2	79690	79690	Zurich global growth fund (unhedged)	2000.00	-	netwealth cash receipts & pmnts for the year
30/06/2022	Jnl	2	20434	20434	Managed funds	(49500.00)	-	netwealth cash receipts & pmnts for the year
30/06/2022	Jnl	2	79665	79665	T Rowe Price global			

Client Code: MAY103

Date	Type	Grp	Ref	Account	Description	Amount	Bal2	Narration
30/06/2022	Jnl	2	2	79650	equity fund	20000.00	-	netwealth cash receipts & pmis for the year
30/06/2022	Jnl	2	2	79650	Magellan high conviction fund	12000.00	-	netwealth cash receipts & pmis for the year
30/06/2022	Jnl	2	2	79690	Zurich global growth fund (unhedged)	6000.00	-	netwealth cash receipts & pmis for the year
30/06/2022	Jnl	2	2	79130	Hyperion small companies fund	33000.00	-	netwealth cash receipts & pmis for the year
30/06/2022	Jnl	2	2	79610	Arrowstreet global equity fund (hedged)	4000.00	-	netwealth cash receipts & pmis for the year
30/06/2022	Jnl	2	2	79660	Platinum global equity fund (unhedged)	6000.00	-	netwealth cash receipts & pmis for the year
30/06/2022	Jnl	2	2	20434	Managed funds	(40000.00)	-	netwealth cash receipts & pmis for the year
30/06/2022	Jnl	2	2	199	Interest received	(13.14)	-	netwealth cash receipts & pmis for the year
30/06/2022	Jnl	2	2	199	Interest received	(1219.75)	-	netwealth cash receipts & pmis for the year
30/06/2022	Jnl	2	2	19802	Netwealth managed portfolio	(4779.90)	-	netwealth cash receipts & pmis for the year
30/06/2022	Jnl	2	2	344	Adviser fees	4156.16	-	netwealth cash receipts & pmis for the year
30/06/2022	Jnl	2	2	19740	Netwealth managed portfolio	(259397.43)	-	netwealth cash receipts & pmis for the year
30/06/2022	Jnl	2	2	79650	Magellan high conviction fund	14471.46	-	netwealth cash receipts & pmis for the year
30/06/2022	Jnl	2	2	79690	Zurich global growth fund (unhedged)	2904.43	-	netwealth cash receipts & pmis for the year
30/06/2022	Jnl	2	2	344	Adviser fees	0.01	-	netwealth cash receipts & pmis for the year
30/06/2022	Jnl	3	3	79110	Abrdn small companies fund	(708.02)	-	profit on disposal of investments during the year
30/06/2022	Jnl	3	3	79015	APN property for			

Client Code: MAY103

Date	Type Grp	Ref	Account	Description	Amount	Bal2	Narration
30/06/2022	Jnl	3	79510	income fund	(16926.96)	-	profit on disposal of investments during the year
30/06/2022	Jnl	3	78940	Bennelong aust equity fund	5871.49	-	profit on disposal of investments during the year
30/06/2022	Jnl	3	78940	Pendal fixed interest fund	(4587.41)	-	profit on disposal of investments during the year
30/06/2022	Jnl	3	79150	Pengana emerging companies fund	4067.57	-	profit on disposal of investments during the year
30/06/2022	Jnl	3	79648	Magellan global fund	9867.22	-	profit on disposal of investments during the year
30/06/2022	Jnl	3	78945	Pimco aust bond fund	(505.15)	-	profit on disposal of investments during the year
30/06/2022	Jnl	3	79660	Platinum global equity fund (unhedged)	(362.11)	-	profit on disposal of investments during the year
30/06/2022	Jnl	3	79560	Platypus aust equity fund	2971.98	-	profit on disposal of investments during the year
30/06/2022	Jnl	3	79180	SGH emerging companies fund	141.23	-	profit on disposal of investments during the year
30/06/2022	Jnl	3	20434	Managed funds	170.16	-	profit on disposal of investments during the year
30/06/2022	Jnl	4	79110	Abrdn small companies fund	(32583.55)	-	revalue investments to market value at year end
30/06/2022	Jnl	4	79505	Alphinity sustainable share fund	(19064.48)	-	revalue investments to market value at year end
30/06/2022	Jnl	4	78910	ANZ cap notes 4 - 20/03/2026	(1366.35)	-	revalue investments to market value at year end
30/06/2022	Jnl	4	78920	ANZ cap notes 5 - 20/03/2027	(1946.92)	-	revalue investments to market value at year end
30/06/2022	Jnl	4	78940	Pendal fixed interest fund	5787.46	-	revalue investments to market value at year end
30/06/2022	Jnl	4	79015	APN property for income fund	(18319.29)	-	revalue investments to market value at year end

Client Code: MAY103

Date	Type	Grp	Ref	Account	Description	Amount	Bal2	Narration
30/06/2022	Jnl		4	79610	Arrowstreet global equity fund (hedged)	(9285.41)	-	value at year end revalue investments to market value at year end
30/06/2022	Jnl		4	79510	Benelong aust equity fund	(63478.13)	-	revalue investments to market value at year end
30/06/2022	Jnl		4	79530	First Sentier geared share fund	(200757.64)	-	revalue investments to market value at year end
30/06/2022	Jnl		4	79630	Hyperion global growth companies fund	(37943.28)	-	revalue investments to market value at year end
30/06/2022	Jnl		4	79648	Magellan global fund	(7205.35)	-	revalue investments to market value at year end
30/06/2022	Jnl		4	79130	Hyperion small companies fund	(61194.85)	-	revalue investments to market value at year end
30/06/2022	Jnl		4	79650	Magellan high conviction fund	(38824.08)	-	revalue investments to market value at year end
30/06/2022	Jnl		4	79540	MBA aust share fund	(8789.79)	-	revalue investments to market value at year end
30/06/2022	Jnl		4	79150	Pengana emerging companies fund	(36688.45)	-	revalue investments to market value at year end
30/06/2022	Jnl		4	78950	Perpetual pure credit alpha fund	(6780.78)	-	revalue investments to market value at year end
30/06/2022	Jnl		4	79555	Perpetual concentrated equity fund	(18833.96)	-	revalue investments to market value at year end
30/06/2022	Jnl		4	78945	Pimco aust bond fund	(4933.40)	-	revalue investments to market value at year end
30/06/2022	Jnl		4	79660	Platinum global equity fund (unhedged)	(16030.05)	-	revalue investments to market value at year end
30/06/2022	Jnl		4	79560	Platypus aust equity fund	(63658.93)	-	revalue investments to market value at year end
30/06/2022	Jnl		4	78955	Principal global credit opportunities			

Client Code: MAY103

Date	Type	Grp	Ref	Account	Description	Amount	Bal2	Narration
30/06/2022	Jnl		4	79180	fund	(18528.41)	-	revalue investments to market value at year end
30/06/2022	Jnl		4	79060	SGH emerging companies fund	(32874.05)	-	revalue investments to market value at year end
30/06/2022	Jnl		4	79665	SGH property income fund	(12211.07)	-	revalue investments to market value at year end
30/06/2022	Jnl		4	79670	T Rowe Price global equity fund	(21322.59)	-	revalue investments to market value at year end
30/06/2022	Jnl		4	79670	Walter Scott global equity fund (hedged)	(11764.98)	-	revalue investments to market value at year end
30/06/2022	Jnl		4	79080	Zurich property securities fund	(28658.67)	-	revalue investments to market value at year end
30/06/2022	Jnl		4	79690	Zurich global growth fund (unhedged)	(18952.82)	-	revalue investments to market value at year end
30/06/2022	Jnl		4	20404	Managed funds	786209.82	-	revalue investments to market value at year end
30/06/2022	Jnl		5	55003	Distribution to Members	(531703.29)	-	allocation of net earnings to members for the year
30/06/2022	Jnl		5	55102	Allocated earnings	349448.62	-	allocation of net earnings to members for the year
30/06/2022	Jnl		5	55202	Allocated earnings	182254.67	-	allocation of net earnings to members for the year
30/06/2022	Jnl		6	55110	Income tax expense on contributions	4125.00	-	tax expense for the year
30/06/2022	Jnl		6	55210	Income tax expense on contributions	4125.00	-	tax expense for the year
30/06/2022	Jnl		6	55105	Income tax expense on earnings	(8452.31)	-	tax expense for the year
30/06/2022	Jnl		6	55205	Income tax expense on earnings	(4408.30)	-	tax expense for the year
30/06/2022	Jnl		6	904	Provision for income tax	4610.61	-	tax expense for the year

Client Code: MAY103

Date	Type	Grp	Ref	Account	Description	Amount	Bal2	Narration
------	------	-----	-----	---------	-------------	--------	------	-----------

Debits: 453010.83
Credits: (453010.83)
Total: -

No. Trans: 128

**MAYO SUPERANNUATION FUND
MEMBERS ACCOUNTS
AS AT 30 JUNE 2022**

MEMBER	BARRY MAYO	JILLIAN MAYO	INVESTMENT FLUCTUATION RESERVE	TOTAL
OPENING BALANCE	2,287,648.65	1,193,121.43	-0.00	3,480,770.08
EMPLOYER CONTRIBUTIONS	27,500.00	27,500.00	0.00	55,000.00
MEMBER CONTRIBUTIONS	0.00	0.00	0.00	0.00
TAX APPLICABLE TO CONTRIBUTIONS	-4,125.00	-4,125.00	0.00	-8,250.00
SURCHARGE ON CONTRIBUTIONS	0.00	0.00	0.00	0.00
BENEFITS TRANSFERRED IN	0.00	0.00	0.00	0.00
SHARE OF PROFIT	-349,448.62	-182,254.67	0.00	-531,703.29
TAX APPLICABLE TO PROFIT	8,452.31	4,408.30	0.00	12,860.61
BENEFITS PAID OUT	0.00	0.00	0.00	0.00
TOTAL MEMBERS ACCOUNT	1,970,027.34	1,038,650.06	-0.00	3,008,677.40
REPRESENTED BY				
TAX FREE COMPONENT				
CONTRIBUTIONS SEGMENT	7,274.74	11,704.65	0.00	18,979.39
CRYSTALLISED SEGMENT	14,189.06	47,250.00	0.00	61,439.06
TAXABLE COMPONENT				
TAXED ELEMENT	1,948,563.54	979,695.41	0.00	2,928,258.95
UNTAXED ELEMENT (INSURANCE COMPONENT)	0.00	0.00	0.00	0.00
TOTAL MEMBERS BENEFIT	1,970,027.34	1,038,650.06	0.00	3,008,677.40
ELIGIBLE SERVICE PERIOD				
DATE OF BIRTH	21/12/1944	24/08/1945		
AGE - 30 JUNE 2022	77	76		
PERIOD START DATE	01/12/1976	23/07/1990		
PRE JUNE 1983 DAYS	2,403	0		
POST JUNE 1983 DAYS	14,244	11,665		
TOTAL SERVICE DAYS - 30/06/22	16,647	11,665		
MEMBERS RBL LIMIT - LUMP SUM	648,946.00	648,946.00		
EXCESS BENEFITS	1,306,892.28	342,454.06		
MEMBERS RBL LIMIT - PENSION	1,297,886.00	1,297,886.00		
EXCESS BENEFITS	657,952.28	0.00		

KEY NOTES & FORMULAS

CONTRIBUTIONS SEGMENT			
OPENING BALANCE - 01/07/2021	7,274.74		11,704.65
EXTERNAL FUND TRANSFERS	0.00		0.00
MEMBERS CONTRIBUTIONS	0.00		0.00
LESS: BENEFITS PAID/ TRANSFERS OUT	0.00		0.00
	<u>7,274.74</u>		<u>11,704.65</u>
CRYSTALLISED SEGMENT			
UNDEDUCTED CONTRIBUTIONS - PRE 1/7/07	14,189.06		47,250.00
PRE JULY 1983 COMPONENT - PRE 1/7/07	0.00		0.00
EXTERNAL FUND TRANSFERS	0.00		0.00
CGT EXEMPT COMPONENT	0.00		0.00
CONCESSIONAL COMPONENT	0.00		0.00
POST JUNE 1994 INVALIDITY COMPONENT	0.00		0.00
LESS: BENEFITS PAID/ TRANSFERS OUT	0.00		0.00
	<u>14,189.06</u>		<u>47,250.00</u>
TAXABLE COMPONENT (TAXED ELEMENT)			
MEMBERS ACCOUNT BALANCE - 30/06/22	1,970,027.34		1,038,650.06
LESS: CONTRIBUTIONS SEGMENT	-7,274.74		-11,704.65
LESS: CRYSTALLISED SEGMENT	-14,189.06		-47,250.00
	<u>1,948,563.54</u>		<u>979,695.41</u>
NOTES			

The following link should be used to verify the calculation of the crystallised segment as at 30 June 2007
<http://calculators.ato.gov.au/scripts/axos/axos.asp?CONTEXT=&KBS=SCC.xr4&go=ok>

**MAYO SUPERANNUATION FUND
MEMBERS ACCOUNTS
AS AT 30 JUNE 2022**

EARNINGS RATE	2021	2020	2020	2019	2018	2017	2016	2015	2014
OPENING BALANCE OF FUND	3,480,770.08	2,710,129.35	3,030,772.41	2,869,199.51	2,608,051.19	2,358,291.83	2,272,862.45	2,131,999.34	1,976,547.40
NET FUND EARNINGS									
EARNINGS FOR YEAR	-531,703.29	765,153.38	-331,939.13	157,581.03	256,956.57	184,823.13	32,560.12	90,961.13	154,667.56
TAX APPLICABLE TO EARNINGS	12,860.61	5,487.35	11,296.07	3,991.87	4,191.75	5,436.23	1,869.26	-1,098.02	311.81
NET FUND EARNINGS	-518,842.68	770,640.73	-320,643.06	161,572.90	261,148.32	190,259.36	34,429.38	89,863.11	154,979.37
AVERAGE EARNING RATE	-14.91%	28.44%	-10.58%	5.63%	10.01%	8.07%	1.51%	4.21%	7.84%

AVERAGE 5 YEAR RATE 3.72% 8.31% 2.93% 5.89% 6.33% 6.33% 4.88% 5.85% 6.56%

5.75%

**MAYO SUPERANNUATION FUND
MEMBERS ACCOUNTS
AS AT 30 JUNE 2022**

EMPLOYERS CONTRIBUTIONS ELMTON PTY LTD	BARRY MAYO	JILLIAN MAYO	TOTAL
JULY 2021	0.00	0.00	0.00
AUGUST 2021	0.00	0.00	0.00
SEPTEMBER 2021	0.00	0.00	0.00
OCTOBER 2021	0.00	0.00	0.00
NOVEMBER 2021	0.00	0.00	0.00
DECEMBER 2021	0.00	0.00	0.00
JANUARY 2022	0.00	0.00	0.00
FEBRUARY 2022	0.00	0.00	0.00
MARCH 2022	0.00	0.00	0.00
APRIL 2022	0.00	0.00	0.00
MAY 2022	0.00	0.00	0.00
JUNE 2022	27,500.00	27,500.00	55,000.00
TOTAL EMPLOYER CONTRIBUTIONS	27,500.00	27,500.00	55,000.00

MAYO SUPERANNUATION FUND
 INCOME TAX EXPENSE CALCULATION WORKSHEET
 FOR THE YEAR ENDED 30 JUNE 2022

DESCRIPTION	INCOME TAX EXPENSE	PROVISION FOR TAX	FUTURE INCOME TAX BENEFIT		PROVISION FOR DEFERRED TAX				
			OPENING BALANCE	MOVEMENT	CLOSING BALANCE	MOVEMENT	CLOSING BALANCE		
ACCRUED BENEFITS FROM OPERATIONS	-476,703.00	476,703.00							
PERMANENT DIFFERENCES									
PENALTIES & FINES	0.00	0.00							
IMPUTATION CREDITS	30,419.00	-30,419.00							
FOREIGN TAX CREDITS	1,197.00	-1,197.00							
WITHHOLDING TAX	0.00	0.00							
NON ASSESSABLE PORTION OF TRUST DISTRIBUTIONS	0.00	0.00							
NON ASSESSABLE TRUST CAPITAL GAINS	-146,828.00	146,828.00							
NON ASSESSABLE PORTION OF REALISED CAPITAL GAINS	2,323.00	-2,323.00							
NON ASSESSABLE PORTION OF UNREALISED CAPITAL GAINS	0.00	0.00							
MEMBER CONTRIBUTIONS	0.00	0.00							
1/3 DISCOUNT ON UNREALISED CAPITAL GAINS	256,541.00	-256,541.00							
TIMING DIFFERENCES									
TAX DEFERRED TRUST DISTRIBUTIONS		16,588.00							
UNREALISED CAPITAL GAINS		-786,210.00							
CAPITAL LOSSES									
OPENING BALANCE		0.00							
CLOSING BALANCE							0.00		0.00
less PERMANENT DIFFERENCE DISC ON UNREALISED CAP GAINS		256,541.00							
TOTAL ASSESSABLE INCOME	-333,051.00	-180,030.00	0.00	0.00	0.00	0.00	-249,798.00	513,081.00	263,283.00
TAX PAYABLE AT 15%	-49,957.65	-27,004.50	0.00	0.00	0.00	0.00	-37,469.70	76,962.15	39,492.45
IMPUTATION CREDITS	-30,418.50	30,418.50							
FOREIGN TAX CREDITS	-1,196.61	1,196.61							
TFN TAX	0.00	0.00							
TOTAL TAX PAYABLE	-81,572.76	4,610.61	0.00	0.00	0.00	0.00	-37,469.70	76,962.15	39,492.45

MANAGED FUND TAX ADJUSTMENTS	IMPUTATION CREDITS	FOREIGN TAX CREDITS	TAX FREE INCOME	TAX DEF INCOME	DISCOUNT CAP GAINS	TFN TAX
B/FWD PREVIOUS YEAR	0.00	0.00	0.00	0.00	0.00	0.00
MBA MANAGED FUNDS	0.00	0.00	0.00	0.00	0.00	0.00
ADVANCE MANAGED FUNDS	0.00	0.00	0.00	0.00	0.00	0.00
APN MANAGED FUNDS	0.00	0.00	0.00	0.00	0.00	0.00
NETWEALTH MANAGED FUNDS	30,418.50	1,196.61	0.00	16,588.07	146,827.67	0.00
COLONIAL MANAGED FUNDS - NO 1	0.00	0.00	0.00	0.00	0.00	0.00
COLONIAL MANAGED FUNDS - NO 2	0.00	0.00	0.00	0.00	0.00	0.00
CREDIT SUISSE MANAGED FUNDS	0.00	0.00	0.00	0.00	0.00	0.00
ING MANAGED FUNDS	0.00	0.00	0.00	0.00	0.00	0.00
PERPETUAL MANAGED FUNDS	0.00	0.00	0.00	0.00	0.00	0.00
C/FWD END OF YEAR	0.00	0.00	0.00	0.00	0.00	0.00
TOTALS	30,418.50	1,196.61	0.00	16,588.07	146,827.67	0.00



Australian Government
Australian Taxation Office

Agent STIRLING WARTON TAYLOR PTY
LIMITED

Client MAYO SUPERANNUATION FUND

ABN 19 043 092 687

TFN 793 347 310

Income tax 551

Date generated	26/08/2022
Overdue	\$0.00
Not yet due	\$0.00
Balance	\$0.00

Transactions

2 results found - from **01 July 2021** to **26 August 2022** sorted by **processed date** ordered **newest to oldest**

Processed date	Effective date	Description	Debit (DR)	Credit (CR)	Balance
10 Dec 2021	15 Dec 2021	EFT refund for Income Tax for the period from 01 Jul 20 to 30 Jun 21	\$5,228.35		\$0.00
10 Dec 2021	10 Dec 2021	Tax return Self Man Superfund - Income Tax for the period from 01 Jul 20 to 30 Jun 21		\$5,228.35	\$5,228.35 CR



Australian Government
Australian Taxation Office

Agent STIRLING WARTON TAYLOR PTY
LIMITED

Client MAYO SUPERANNUATION FUND

ABN 19 043 092 687

TFN 793 347 310

Activity statement 001

Date generated	26/08/2022
Overdue	\$0.00
Not yet due	\$0.00
Balance	\$0.00

Transactions

0 results found - from 01 July 2021 to 26 August 2022 sorted by **processed date** ordered **newest to oldest**



Macquarie Cash Management Account

MACQUARIE BANK LIMITED
ABN 46 008 583 542 AFSL 237502

enquiries 1800 806 310
transact@macquarie.com
www.macquarie.com.au

GPO Box 2520
Sydney, NSW 2001

1 Shelley Street
Sydney, NSW 2000



ELMTON PTY LTD
GPO BOX 7019
SYDNEY NSW 2001

account balance **\$64,774.74**
as at 30 Jun 22

account name ELMTON PTY LTD ATF
MAYO SUPERANNUATION FUND
account no. 120760343

transaction	description	debits	credits	balance
31.05.22	OPENING BALANCE			64,767.14
30.06.22	Interest		7.60	64,774.74
	CLOSING BALANCE AS AT 30 JUN 22	0.00	7.60	64,774.74

* Interest rate for the period 1 June to 16 June: 0.05%pa (16 days); 17 June to 30 June: balances \$0.00 to \$4,999.99 earned 0.25% balances \$5,000.00 and above earned 0.25%pa (14 days)

how to make a transaction

online
Log in to www.macquarie.com.au/personal

by phone
Call 133 275 to make a phone transaction

transfers from another bank account
Transfer funds from another bank to this account:
BSB 182 222
ACCOUNT NO. 120760343

deposits using BPay
From another bank



Bill code: 20206
Ref: 120 760 343

continued on next



Macquarie Cash Management Account

enquiries 1800 806 310

account name ELMTON PTY LTD ATF
MAYO SUPERANNUATION FUND
account no. 120760343

Please note the following financial services companies and/or financial advisers have authority on your account.

Name	Authority Type
INTEGRITY FINANCIAL PLANNERS PTY LT	Enquiry authority
TAYLOR ROBERT M STIRLING WARTON TAYLOR PTY LTD	Enquiry authority


Authority descriptions

Enquiry authority - you authorise the third party to have access to information about your account.

Please consider carefully who you appoint as a third party authority on your account as we may follow their instructions as if they were yours. It is important that you understand this risk and carefully consider what level of authority you give to them. For more information on third party authority levels search 'Macquarie Help' in your browser to find our Help Centre.

annual interest summary 2021/2022

INTEREST PAID	14.61
TOTAL INCOME PAID	14.61



Macquarie Cash Management Account

MACQUARIE BANK LIMITED
ABN 46 008 583 542 AFSL 237502

enquiries 1800 806 310
transact@macquarie.com
www.macquarie.com.au

GPO Box 2520
Sydney, NSW 2001



016 18039

ELMTON PTY LTD
GPO BOX 7019
SYDNEY NSW 2001

1 Shelley Street
Sydney, NSW 2000

account balance **\$64,767.14**
as at 31 May 22

account name ELMTON PTY LTD ATF
MAYO SUPERANNUATION FUND
account no. 120760343

transaction	description	debits	credits	balance
29.04.22	OPENING BALANCE			9,765.78
19.05.22	Deposit ELMTON PTY LTD 2022 Super payment		55,000.00	64,765.78
31.05.22	Interest MACQUARIE CMA INTEREST PAID*		1.36	64,767.14
	CLOSING BALANCE AS AT 31 MAY 22	0.00	55,001.36	64,767.14

* Interest rate for the period 30 April to 31 May: 0.05%pa (32 days)

how to make a transaction

online
Log in to www.macquarie.com.au/personal

by phone
Call 133 275 to make a phone transaction


transfers from another bank account
Transfer funds from another bank to this account:
BSB 182 222
ACCOUNT NO. 120760343

deposits using BPay
From another bank



Bill code: 20206
Ref: 120 760 343

continued on next



MACQUARIE

Macquarie Cash Management Account

MACQUARIE BANK LIMITED
ABN 46 008 583 542 AFSL 237502

enquiries 1800 806 310
transact@macquarie.com
www.macquarie.com.au

GPO Box 2520
Sydney, NSW 2001



016 17814

ELMTON PTY LTD
GPO BOX 7019
SYDNEY NSW 2001

1 Shelley Street
Sydney, NSW 2000

account balance **\$9,765.78**
as at 29 Apr 22

account name ELMTON PTY LTD ATF
MAYO SUPERANNUATION FUND
account no. 120760343

transaction	description	debits	credits	balance
31.03.22	OPENING BALANCE			9,765.49
29.04.22	Interest		0.29	9,765.78
	CLOSING BALANCE AS AT 29 APR 22	0.00	0.29	9,765.78

* Interest rate for the period 1 April to 29 April: 0.05%pa (29 days)

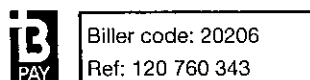
how to make a transaction

online
Log in to www.macquarie.com.au/personal


by phone
Call 133 275 to make a phone transaction

transfers from another bank account
Transfer funds from another bank to this account:
BSB 182 222
ACCOUNT NO. 120760343

deposits using BPay
From another bank



continued on next



MACQUARIE

Macquarie Cash Management Account

MACQUARIE BANK LIMITED

ABN 46 008 583 542

AFSL 237502

enquiries 1800 806 310

transact@macquarie.com

www.macquarie.com.au

GPO Box 2520
Sydney, NSW 20011 Shelley Street
Sydney, NSW 2000

016

23024

ELMTON PTY LTD
GPO BOX 7019
SYDNEY NSW 2001account balance **\$9,765.49**
as at 31 Mar 22account name ELMTON PTY LTD ATF
MAYO SUPERANNUATION FUND
account no. 120760343

transaction	description	debits	credits	balance
28.02.22	OPENING BALANCE			9,765.18
31.03.22	Interest		0.31	9,765.49
	CLOSING BALANCE AS AT 31 MAR 22	0.00	0.31	9,765.49

* Interest rate for the period 1 March to 31 March: 0.05%pa (31 days)

how to make a transaction

online

Log in to www.macquarie.com.au/personal

by phone

Call 133 275 to make a phone transaction

transfers from another bank account

Transfer funds from another bank to this account:

BSB 182 222

ACCOUNT NO. 120760343

deposits using BPay


From another bank



Billers code: 20206

Ref: 120 760 343

continued on next



MACQUARIE

Macquarie Cash Management Account

MACQUARIE BANK LIMITED

ABN 46 008 583 542

AFSL 237502

enquiries 1800 806 310

transact@macquarie.com

www.macquarie.com.au

GPO Box 2520
Sydney, NSW 20011 Shelley Street
Sydney, NSW 2000

016

18238

ELMTON PTY LTD
GPO BOX 7019
SYDNEY NSW 2001account balance **\$9,765.18**

as at 28 Feb 22

account name ELMTON PTY LTD ATF
MAYO SUPERANNUATION FUND
account no. 120760343

	transaction	description	debits	credits	balance
31.01.22		OPENING BALANCE			9,764.86
28.02.22	Interest	MACQUARIE CMA INTEREST PAID*		0.32	9,765.18
		CLOSING BALANCE AS AT 28 FEB 22	0.00	0.32	9,765.18

* Interest rate for the period 1 February to 28 February: 0.05%pa (28 days)

how to make a transaction

online

Log in to www.macquarie.com.au/personal

by phone

Call 133 275 to make a phone transaction

transfers from another bank account

Transfer funds from another bank to this account:

BSB 182 222

ACCOUNT NO. 120760343

deposits using BPay

From another bank



Billers code: 20206

Ref: 120 760 343

continued on next



MACQUARIE

Macquarie Cash Management Account

MACQUARIE BANK LIMITED
ABN 46 008 583 542 AFSL 237502enquiries 1800 806 310
transact@macquarie.com
www.macquarie.com.auGPO Box 2520
Sydney, NSW 2001

016 18098

ELMTON PTY LTD
GPO BOX 7019
SYDNEY NSW 20011 Shelley Street
Sydney, NSW 2000account balance **\$9,764.86**
as at 31 Jan 22account name ELMTON PTY LTD ATF
MAYO SUPERANNUATION FUND
account no. 120760343

transaction	description	debits	credits	balance
31.12.21	OPENING BALANCE			9,764.49
31.01.22	Interest		0.37	9,764.86
	CLOSING BALANCE AS AT 31 JAN 22	0.00	0.37	9,764.86

* Interest rate for the period 1 January to 31 January: 0.05%pa (31 days)

how to make a transaction

online

Log in to www.macquarie.com.au/personal

by phone

Call 133 275 to make a phone transaction

transfers from another bank account

Transfer funds from another bank to this account:
BSB 182 222
ACCOUNT NO. 120760343

deposits using BPay

From another bank

Billers code: 20206
Ref: 120 760 343

continued on next



Macquarie Cash Management Account

MACQUARIE BANK LIMITED
ABN 46 008 583 542 AFSL 237502

enquiries 1800 806 310
transact@macquarie.com
www.macquarie.com.au

GPO Box 2520
Sydney, NSW 2001



ELMTON PTY LTD
GPO BOX 7019
SYDNEY NSW 2001

1 Shelley Street
Sydney, NSW 2000

account balance **\$9,764.49**
as at 31 Dec 21

account name ELMTON PTY LTD ATF
MAYO SUPERANNUATION FUND
account no. 120760343

transaction	description	debits	credits	balance
30.11.21	OPENING BALANCE			7,395.81
08.12.21	Cheque CHEQUE WITHDRAWAL 000164	2,860.00		4,535.81
15.12.21	Deposit ATO ATO001100015470258		5,228.35	9,764.16
31.12.21	Interest MACQUARIE CMA INTEREST PAID*		0.33	9,764.49
CLOSING BALANCE AS AT 31 DEC 21		2,860.00	5,228.68	9,764.49

* Interest rate for the period 1 December to 31 December: 0.05%pa (31 days)

how to make a transaction

online
Log in to www.macquarie.com.au/personal

by phone
Call 133 275 to make a phone transaction

transfers from another bank account
Transfer funds from another bank to this account:
BSB 182 222
ACCOUNT NO. 120760343

deposits using BPay
From another bank



Bill code: 20206
Ref: 120 760 343

continued on next



Macquarie Cash Management Account

MACQUARIE BANK LIMITED
ABN 46 008 583 542 AFSL 237502

enquiries 1800 806 310
transact@macquarie.com
www.macquarie.com.au

GPO Box 2520
Sydney, NSW 2001



016 18870

ELMTON PTY LTD
GPO BOX 7019
SYDNEY NSW 2001

1 Shelley Street
Sydney, NSW 2000

account balance **\$7,395.81**
as at 30 Nov 21

account name ELMTON PTY LTD ATF
MAYO SUPERANNUATION FUND
account no. 120760343

	transaction	description	debits	credits	balance
31.10.21		OPENING BALANCE			7,395.35
30.11.21	Interest	MACQUARIE CMA INTEREST PAID*		0.46	7,395.81
		CLOSING BALANCE AS AT 30 NOV 21	0.00	0.46	7,395.81

* Interest rate for the period 1 November to 14 November: 0.12%pa (14 days); 15 November to 30 November: 0.05%pa (16 days)

how to make a transaction

online

Log in to www.macquarie.com.au/personal

by phone

Call 133 275 to make a phone transaction

transfers from another bank account

Transfer funds from another bank to this account:

BSB 182 222

ACCOUNT NO. 120760343

deposits using BPay

From another bank



Bill code: 20206
Ref: 120 760 343

continued on next



Macquarie Cash Management Account

MACQUARIE BANK LIMITED
ABN 46 008 583 542 AFSL 237502

enquiries 1800 806 310
transact@macquarie.com
www.macquarie.com.au

GPO Box 2520
Sydney, NSW 2001

1 Shelley Street
Sydney, NSW 2000



ELMTON PTY LTD
GPO BOX 7019
SYDNEY NSW 2001

account balance \$7,395.35
as at 31 Oct 21

account name ELMTON PTY LTD ATF
MAYO SUPERANNUATION FUND
account no. 120760343

transaction	description	debits	credits	balance
30.09.21	OPENING BALANCE			7,394.68
29.10.21	Interest		0.67	7,395.35
	CLOSING BALANCE AS AT 31 OCT 21	0.00	0.67	7,395.35

* Interest rate for the period 1 October to 31 October: 0.12%pa (31 days)

how to make a transaction

online

Log in to www.macquarie.com.au/personal

by phone

Call 133 275 to make a phone transaction

transfers from another bank account

Transfer funds from another bank to this account:
BSB 182 222
ACCOUNT NO. 120760343

deposits using BPay

From another bank



Billers code: 20206

Ref: 120 760 343

continued on next



Macquarie Cash Management Account

MACQUARIE BANK LIMITED
ABN 46 008 583 542 AFSL 237502

enquiries 1800 806 310
transact@macquarie.com
www.macquarie.com.au

GPO Box 2520
Sydney, NSW 2001

1 Shelley Street
Sydney, NSW 2000



ELMTON PTY LTD
GPO BOX 7019
SYDNEY NSW 2001

account balance **\$7,394.68**
as at 30 Sep 21

account name ELMTON PTY LTD ATF
MAYO SUPERANNUATION FUND
account no. 120760343

transaction	description	debits	credits	balance
31.08.21	OPENING BALANCE			8,714.03
02.09.21	Cheque CHEQUE WITHDRAWAL 000163	1,320.00		7,394.03
30.09.21	Interest MACQUARIE CMA INTEREST PAID*		0.65	7,394.68
	CLOSING BALANCE AS AT 30 SEP 21	1,320.00	0.65	7,394.68

* Interest rate for the period 1 September to 30 September: 0.12%pa (30 days)

how to make a transaction

online

Log in to www.macquarie.com.au/personal

by phone

Call 133 275 to make a phone transaction

transfers from another bank account

Transfer funds from another bank to this account:
BSB 182 222
ACCOUNT NO. 120760343

deposits using BPay

From another bank



Billers code: 20206
Ref: 120 760 343

continued on next



Macquarie Cash Management Account

MACQUARIE BANK LIMITED
ABN 46 008 583 542 AFSL 237502

enquiries 1800 806 310
transact@macquarie.com
www.macquarie.com.au

GPO Box 2520
Sydney, NSW 2001



ELMTON PTY LTD
GPO BOX 7019
SYDNEY NSW 2001

1 Shelley Street
Sydney, NSW 2000

account balance **\$8,714.03**
as at 31 Aug 21

account name ELMTON PTY LTD ATF
MAYO SUPERANNUATION FUND
account no. 120760343

transaction	description	debits	credits	balance
31.07.21	OPENING BALANCE			8,713.10
31.08.21	Interest MACQUARIE CMA INTEREST PAID*		0.93	8,714.03
	CLOSING BALANCE AS AT 31 AUG 21	0.00	0.93	8,714.03

* Interest rate for the period 1 August to 31 August: 0.12%pa (31 days)

how to make a transaction

online
Log in to www.macquarie.com.au/personal

by phone
Call 133 275 to make a phone transaction

transfers from another bank account
Transfer funds from another bank to this account:
BSB 182 222
ACCOUNT NO. 120760343

deposits using BPay
From another bank



Bill code: 20206
Ref: 120 760 343

continued on next



Macquarie Cash Management Account

MACQUARIE BANK LIMITED
ABN 46 008 583 542 AFSL 237502

enquiries 1800 806 310
transact@macquarie.com
www.macquarie.com.au

GPO Box 2520
Sydney, NSW 2001

1 Shelley Street
Sydney, NSW 2000



016 20000

ELMTON PTY LTD
GPO BOX 7019
SYDNEY NSW 2001

account balance **\$8,713.10**
as at 31 Jul 21

account name ELMTON PTY LTD ATF
MAYO SUPERANNUATION FUND
account no. 120760343

transaction	description	debits	credits	balance
30.06.21	OPENING BALANCE			23,711.78
09.07.21	Direct debit NETWEALTH INVEST CASE1585756	15,000.00		8,711.78
30.07.21	Interest MACQUARIE CMA INTEREST PAID*		1.32	8,713.10
	CLOSING BALANCE AS AT 31 JUL 21	15,000.00	1.32	8,713.10

* Interest rate for the period 1 July to 31 July: 0.12%pa (31 days)

how to make a transaction

online
Log in to www.macquarie.com.au/personal

by phone
Call 133 275 to make a phone transaction

transfers from another bank account
Transfer funds from another bank to this account:
BSB 182 222
ACCOUNT NO. 120760343

deposits using BPay
From another bank



Billers code: 20206
Ref: 120 760 343

continued on next