
Workpapers - 2022 Financial Year

Maitland Super

Preparer: Mc Ren Sotto

Reviewer: Steven Lee

Printed: 28 September 2022

Lead Schedule

2022 Financial Year

Code	Workpaper	CY Balance	LY Balance	Change	Status
23900	Dividends Received	(\$27,683.40)	(\$2,000.00)	1284.17%	Completed
24200	Contributions	(\$33,070.04)	(\$58,810.22)	(43.77)%	Completed
24700	Changes in Market Values of Investments	\$17,906.09	(\$162,857.09)	(110.99)%	Completed
25000	Interest Received	(\$0.55)	(\$5.45)	(89.91)%	Completed
25100	Interest Received ATO General Interest Charge	(\$0.73)		100%	Completed
30100	Accountancy Fees	\$550.00	\$815.00	(32.52)%	Completed
30400	ATO Supervisory Levy	\$259.00	\$259.00	0%	Completed
30700	Auditor's Remuneration	\$550.00	\$450.00	22.22%	Completed
48500	Income Tax Expense	\$2,972.91	\$2,982.33	(0.32)%	Ready for Review
49000	Profit/Loss Allocation Account	\$38,516.72	\$219,166.43	(82.43)%	Ready for Review
50000	Members	(\$674,313.27)	(\$635,796.55)	6.06%	Ready for Review
60400	Bank Accounts	\$86.22	\$2,295.93	(96.24)%	Ready for Review
77600	Shares in Listed Companies (Australian)	\$592,231.90	\$614,269.87	(3.59)%	Completed
77700	Shares in Listed Companies (Overseas)	\$75,702.60	\$18,334.18	312.9%	Completed
77800	Shares in Unlisted Companies (Australian)		\$1,271.90	100%	Ready for Review
85000	Income Tax Payable /Refundable	\$3,407.33	(\$4,689.06)	(172.67)%	Ready for Review

Code	Workpaper	CY Balance	LY Balance	Change	Status
86000	PAYG Payable	(\$4,081.27)	(\$869.00)	369.65%	Completed
89000	Deferred Tax Liability/Asset	\$6,966.49	\$5,182.73	34.42%	Ready for Review
A	Financial Statements				Ready for Review
B	Permanent Documents				Ready for Review
C	Other Documents				Completed
D	Pension Documentation				Ready for Review
E	Estate Planning				Ready for Review

23900 - Dividends Received

2022 Financial Year

Preparer Mc Ren Sotto

Reviewer Steven Lee

Status Completed

Account Code	Description	CY Balance	LY Balance	Change
AMI.AX	Aurelia Metals Limited		(\$2,000.00)	100%
CRN.AX	Coronado Global Resources Inc.	(\$25,014.37)		100%
SHSAAFMC	Alphamin Resources Corp.	(\$2,669.03)		100%
TOTAL		CY Balance	LY Balance	
		(\$27,683.40)	(\$2,000.00)	

Supporting Documents

- Dividend Reconciliation Report [Report](#)
- Investment Income Comparison Report [Report](#)
- Dividends.pdf

Standard Checklist

- Attach copies of all dividend statements
- Attach copy of Dividend Reconciliation Report
- Attach copy of Investment Income Comparison Report

Maitland Super Dividend Reconciliation Report

For The Period 01 July 2021 - 30 June 2022

Date	Net Payment Received	Australian Income			Foreign Income			Withheld		
		Unfranked	Franked	Franking Credits	Foreign Income	Foreign Credits	NZ Credits	TFN Withheld	Non-Resident	LIC Deduction
Shares in Listed Companies (Australian)										
CRN.AX Coronado Global Resources Inc.										
08/04/2022	9,731.61	0.00	0.00	0.00	9,731.61	4,170.69				
21/06/2022	15,282.76				15,282.76	6,549.76				
	25,014.37	0.00	0.00	0.00	25,014.37	10,720.45				
	25,014.37	0.00	0.00	0.00	25,014.37	10,720.45				

Shares in Listed Companies (Overseas)

SHSAAFMCMA Alphamin Resources Corp.

16/02/2022	2,669.03				2,669.03					
	2,669.03				2,669.03					
	2,669.03				2,669.03					

Maitland Super
Dividend Reconciliation Report

For The Period 01 July 2021 - 30 June 2022

Date	Net Payment Received	Australian Income			Foreign Income			Withheld		
		Unfranked	Franked	Franking Credits	Foreign Income	Foreign Credits	NZ Credits	TFN Withheld	Non-Resident	LIC Deduction
TOTAL	27,683.40	0.00	0.00	0.00	27,683.40	10,720.45				

Tax Return Reconciliation

	Totals	Tax Return Label
Unfranked	0.00	J
Franked Dividends	0.00	K
Franking Credits	0.00	L

Maitland Super Investment Income Comparison Report

As at 30 June 2022

Investment	Ledger Data			ASX & UUT Data							
	Transaction Date	Income Amount	Franking Credit	Date Payable	Ex Div/Dist Date	Units On Hand	45 Day Qualified	Amount per share/unit	Estimated Income	Estimated Franking*	
Reconciled											
Shares in Listed Companies (Australian)											
CRN.AX	Coronado Global Resources Inc.	08/04/2022	9,731.61	0.00	08/04/2022	17/03/2022	114,000.00	114,000.00	0.0854	9,731.61	0.00
CRN.AX	Coronado Global Resources Inc.	21/06/2022	15,282.76		21/06/2022	30/05/2022	131,500.00	131,500.00	0.1162	15,282.80	0.00
			25,014.37	0.00					0.2016	25,014.41	0.00
Unreconciled											
Shares in Listed Companies (Overseas)											
SHSAAFCA	Alphamin Resources Corp.	16/02/2022	2,669.03								
			2,669.03								
			27,683.40	0.00					0.2016	25,014.41	0.00

*Franking credit is estimated using 45 day qualified units. The estimation might not be accurate for preference shares and hedging arrangements.



001082 000 CRN



MR JOHN MAITLAND &
MRS LINDA MAITLAND
<MAITLAND S/F A/C>
663 RINGWOOD-WARRANDYTE ROAD
RINGWOOD NORTH VIC 3134

Holder Identification Number (HIN)

X 0050018067

ASX Code	CRN
Record Date	18 March 2022
Payment Date	8 April 2022
Direct Credit Reference No.	801213

Ordinary Dividend

Dear Securityholder,

We are pleased to advise that an ordinary dividend was declared on 25 February 2022 at the rate of US\$0.09 per fully paid CDI. Holders of CDIs due to receive an Australian dollar amount will be paid an amount of AUD\$0.12195 per fully paid CDI based on the USD:AUD foreign exchange conversion rate on the record date (US\$0.738 = AUD\$1.00). The dividend is payable on CDIs registered in your name and entitled to participate as at the record date of 18 March 2022. The dividend is 100% unfranked and is declared to be Conduit Foreign Income.

Class Description	Amount per Security	Number of Securities	Franked Amount	Unfranked Amount	Gross Payment
CDI	US\$0.09	114,000	US\$0.00	US\$10,260.00	US\$10,260.00
				Withholding Tax ¹	US\$3,078.00
				Net Payment	US\$7,182.00
				Converted Net Payment	AU\$9,731.61

¹US withholding tax deduction from the dividend. If applicable, U.S. withholding tax at a rate of 30% has been applied to the dividend payment unless a reduced withholding tax rate of 15% has been claimed.

Note: You should retain this statement to assist you in preparing your tax return.

Your Payment Instruction

ANZ INTERNET TRADING NSW

BSB: 012-012

Account Number: 481411491

Amount Deposited

AU\$9,731.61



001271 000 CRN



MR JOHN MAITLAND &
MRS LINDA MAITLAND
<MAITLAND S/F A/C>
663 RINGWOOD-WARRANDYTE ROAD
RINGWOOD NORTH VIC 3134

Holder Identification Number (HIN)

X0050018067

ASX Code	CRN
Record Date	31 May 2022
Payment Date	21 June 2022
Direct Credit Reference No.	801382

Special Dividends

Dear Securityholder,

We are pleased to advise on 10 May 2022 the Directors of Coronado Global Resources Inc. declared a special dividend of US\$0.05932343 and a special dividend of US\$0.06 per fully paid CDI (collectively the "Special Dividends"). Holders of CDIs due to receive an Australian dollar amount will be paid an amount of AUD\$0.16602676 per fully paid CDI based on the USD:AUD foreign exchange conversion rate on the record date (US\$0.7187 = AUD\$1.00). The total amount of the Special Dividends payable on CDIs registered in your name and entitled to participate as at the record date of 31 May 2022 is set out below. The Special Dividends are 100% unfranked and declared to be Conduit Foreign Income.

Class Description	Amount per Security	Number of Securities	Franked Amount	Unfranked Amount	Gross Payment
CDI	US\$0.11932343	131,500	US\$0.00	US\$15,691.03	US\$15,691.03
				Withholding Tax ¹	US\$4,707.31
				Net Payment	US\$10,983.72
				Converted Net Payment	AU\$15,282.76

¹US withholding tax deduction from the dividend. If applicable, U.S. withholding tax at a rate of 30% has been applied to the dividend payment unless a reduced withholding tax rate of 15% has been claimed.

Note: You should retain this statement to assist you in preparing your tax return.

Your Payment Instruction

ANZ INTERNET TRADING NSW
BSB: 012-012
Account Number: 481411491

Amount Deposited
AUD\$15,282.76

24200 - Contributions

2022 Financial Year

Preparer Mc Ren Sotto

Reviewer Steven Lee

Status Completed

Account Code	Description	CY Balance	LY Balance	Change
MAIJOH00001A	(Contributions) Maitland, John - Accumulation (Accumulation)	(\$18,892.06)	(\$42,415.17)	(55.46)%
MAILIN00001A	(Contributions) Maitland, Linda - Accumulation (Accumulation)	(\$14,177.98)	(\$16,395.05)	(13.52)%
TOTAL		CY Balance	LY Balance	
		(\$33,070.04)	(\$58,810.22)	

Supporting Documents

- Contributions Breakdown Report [Report](#)
- Contributions.pdf

Standard Checklist

- Attach copies of S290-170 notices (if necessary)
- Attach copy of Contributions Breakdown Report
- Attach SuperStream Contribution Data Report
- Check Fund is registered for SuperStream (if necessary)
- Ensure all Contributions have been allocated from Bank Accounts
- Ensure Work Test is satisfied if members are over 65

Maitland Super

Contributions Breakdown Report

For The Period 01 July 2021 - 30 June 2022

Summary

Member	D.O.B	Age (at 30/06/2021)	Total Super Balance (at 30/06/2021) *1	Concessional	Non-Concessional	Other	Reserves	Total
Maitland, John	Provided	48	313,392.37	18,892.06	0.00	0.00	0.00	18,892.06
Maitland, Linda	Provided	48	322,404.18	14,177.98	0.00	0.00	0.00	14,177.98
All Members				33,070.04	0.00	0.00	0.00	33,070.04

*1 TSB can include information external to current fund's transaction records. The amount is per individual across all funds.

Contribution Caps

Member	Contribution Type	Contributions	Cap	Current Position
Maitland, John	Concessional (5 year carry forward cap available)	18,892.06	30,903.48	12,011.42 Below Cap
	Non-Concessional	0.00	110,000.00	110,000.00 Below Cap
Maitland, Linda	Concessional (5 year carry forward cap available)	14,177.98	57,781.13	43,603.15 Below Cap
	Non-Concessional	0.00	110,000.00	110,000.00 Below Cap

Carry Forward Unused Concessional Contribution Cap

Member	2017	2018	2019	2020	2021	2022	Current Position
Maitland, John							
Concessional Contribution Cap	30,000.00	25,000.00	25,000.00	25,000.00	25,000.00	27,500.00	
Concessional Contribution	10,126.84	20,129.36	16,574.18	12,607.17	42,415.17	18,892.06	
Unused Concessional Contribution	0.00	0.00	8,425.82	12,392.83	0.00	8,607.94	
Cumulative Carry Forward Unused	N/A	N/A	0.00	8,425.82	20,818.65	3,403.48	
Maximum Cap Available	30,000.00	25,000.00	25,000.00	33,425.82	45,818.65	30,903.48	12,011.42 Below Cap
Total Super Balance	0.00	130,059.52	151,257.93	152,641.88	196,371.02	313,392.37	

Maitland, Linda

Concessional Contribution Cap	30,000.00	25,000.00	25,000.00	25,000.00	25,000.00	27,500.00	
Concessional Contribution	9,204.63	15,545.31	16,437.98	11,885.84	16,395.05	14,177.98	
Unused Concessional Contribution	0.00	0.00	8,562.02	13,114.16	8,604.95	13,322.02	
Cumulative Carry Forward Unused	N/A	N/A	0.00	8,562.02	21,676.18	30,281.13	
Maximum Cap Available	30,000.00	25,000.00	25,000.00	33,562.02	46,676.18	57,781.13	43,603.15 Below Cap
Total Super Balance	0.00	155,299.37	173,224.37	172,691.27	220,259.10	322,404.18	

NCC Bring Forward Caps

Member	Bring Forward Cap	2019	2020	2021	2022	Total	Current Position
Maitland, John	N/A	0.00	0.00	0.00	0.00	N/A	Bring Forward Not Triggered
Maitland, Linda	N/A	0.00	0.00	0.00	0.00	N/A	Bring Forward Not Triggered

Maitland, John

Date	Transaction Description	Ledger Data				SuperStream Data					
		Contribution Type	Concessional	Non-Concession	Other	Reserves	Contribution	Employer	Concessional	Non-Concess	Other
02/08/2021	ANZ INTERNET BANKING FUNDS TRANSFER CONTRIBUTION - Jon. TRANSFER 736037 FROM 498962732	Employer	1,683.00								
04/10/2021	ANZ INTERNET BANKING FUNDS TRANSFER TRANSFER 886181 FROM 498962732 CONTRIBUTION - JOHN	Employer	6,448.12								
04/01/2022	ANZ INTERNET BANKING FUNDS TRANSFER TRANSFER 774733 FROM 498962732 CONTRIBUTION - JOHN	Employer	6,590.06								
01/04/2022	ANZ INTERNET	Employer	1,500.00								

TRANSFER
 TRANSFER 426307
 FROM 498962732
 CONTRIBUTION -
 JOHN

01/04/2022 ANZ INTERNET Employer 2,670.88
 BANKING FUNDS
 TRANSFER
 TRANSFER 425454
 FROM 498962732
 CONTRIBUTION.
 JOHN

Total - Maitland, John

18,892.06	0.00	0.00	0.00	0.00	0.00	0.00	0.00
------------------	-------------	-------------	-------------	-------------	-------------	-------------	-------------

Maitland, Linda

Date	Transaction Description	Contribution Type	Ledger Data				SuperStream Data					
			Concessional	Non-Concession	Other	Reserves	Contribution	Employer	Concessional	Non-Concess	Other	
04/10/2021	ANZ INTERNET BANKING FUNDS TRANSFER TRANSFER 886230 FROM 498962732 CONTRIBUTION - LINDA	Employer	3,090.91									
04/01/2022	ANZ INTERNET BANKING FUNDS TRANSFER TRANSFER 774746 FROM 498962732 CONTRIBUTION - LINDA	Employer	4,818.18									
01/04/2022	ANZ INTERNET BANKING FUNDS TRANSFER TRANSFER 426684 FROM 498962732 CONTRIDUTION - LINDA	Employer	2,000.00									
01/04/2022	ANZ INTERNET	Employer	4,268.89									

TRANSFER
TRANSFER 425941
FROM 498962732
CONTRIBUTION-
LINDA

Total - Maitland, Linda

<u>14,177.98</u>	<u>0.00</u>	<u>0.00</u>	<u>0.00</u>
------------------	-------------	-------------	-------------

<u>0.00</u>	<u>0.00</u>	<u>0.00</u>
-------------	-------------	-------------

Total for All Members

<u>33,070.04</u>	<u>0.00</u>	<u>0.00</u>	<u>0.00</u>
------------------	-------------	-------------	-------------

Maitland Superannuation Fund**For the year ended 30.06.22****Member Contributions / Rollovers**

Deposit D#	Member	Type	Amount	Notes
02/08/21	John Maitland	Employer Contribution	1,683.00	
04/10/21	Linda Maitland	Employer Contribution	3,090.91	
04/10/21	John Maitland	Employer Contribution	4,948.12	
04/10/21	John Maitland	Salary Sacrifice	1,500.00	
04/01/22	Linda Maitland	Employer Contribution	2,818.18	
04/01/22	Linda Maitland	Salary Sacrifice	2,000.00	
04/01/22	John Maitland	Employer Contribution	5,090.06	
04/01/22	John Maitland	Salary Sacrifice	1,500.00	
01/04/22	Linda Maitland	Employer Contribution	4,268.89	
01/04/22	Linda Maitland	Salary Sacrifice	2,000.00	
01/04/22	John Maitland	Employer Contribution	2,670.88	
01/04/22	John Maitland	Salary Sacrifice	1,500.00	
Totals			33070.04	

24700 - Changes in Market Values of Investments

2022 Financial Year

Preparer Mc Ren Sotto

Reviewer Steven Lee

Status Completed

Account Code	Description	CY Balance	LY Balance	Change
24700	Changes in Market Values of Investments	\$17,906.09	(\$162,857.09)	(110.99)%
TOTAL		CY Balance	LY Balance	
		\$17,906.09	(\$162,857.09)	

Supporting Documents

- Realised Capital Gain Report [Report](#)
- Market Movement [Report](#)
- Net Capital Gains Reconciliation [Report](#)
- InvestorTransactionsReport.pdf
- Maitland Super Spreadsheet 2021_22.ods
- Share_Holdings_EOFY_Report_2022.pdf

Standard Checklist

- Attach copies of Source Documentation (Contract Notes, Broker Statements, Chess Statements, Contracts of Sale, Managed Fund Statements etc)
- Attach copy of Market Movement report
- Attach copy of Net Capital Gains Reconciliation
- Attach copy of Realised Capital Gain Report
- Ensure all Asset Disposals have been entered
- Ensure all Market Values have been entered for June 30
- Ensure all Tax Deferred Distributions have been entered

Maitland Super Market Movement Report

As at 30 June 2022

Investment	Date	Description	Unrealised				Realised			Total
			Units	Accounting Cost Movement	Market Movement	Depreciation	Balance	Consideration	Accounting Cost Base	
ADT.AX - Adriatic Metals Plc										
	01/07/2021	Opening Balance	167,456.00	0.00	0.00	0.00	398,545.28	0.00	0.00	0.00
	30/06/2022	Revaluation	0.00	0.00	(72,006.08)	0.00	326,539.20	0.00	0.00	0.00
	30/06/2022		167,456.00	0.00	(72,006.08)	0.00	326,539.20	0.00	0.00	0.00
AMI.AX - Aurelia Metals Limited										
	01/07/2021	Opening Balance	450,000.00	0.00	0.00	0.00	184,500.00	0.00	0.00	0.00
	14/07/2021	Disposal	(81,548.00)	(46,125.31)	0.00	0.00	138,374.69	37,878.11	46,125.31	(8,247.20)
	14/07/2021	Writeback	0.00	0.00	891.28	0.00	139,265.97	0.00	0.00	0.00
	15/07/2021	Disposal	(18,452.00)	(9,035.31)	0.00	0.00	130,230.66	8,570.74	9,035.31	(464.57)
	15/07/2021	Writeback	0.00	0.00	201.67	0.00	130,432.33	0.00	0.00	0.00
	16/08/2021	Disposal	(350,000.00)	(134,257.67)	0.00	0.00	(3,825.34)	122,365.25	134,257.67	(11,892.42)
	16/08/2021	Writeback	0.00	0.00	3,825.34	0.00	0.00	0.00	0.00	0.00
	30/06/2022		0.00	(189,418.29)	4,918.29	0.00	0.00	168,814.10	189,418.29	(20,604.19)
CRN.AX - Coronado Global Resources Inc.										
	18/08/2021	Purchase	50,000.00	53,558.85	0.00	0.00	53,558.85	0.00	0.00	0.00
	18/08/2021	Purchase	64,000.00	68,555.33	0.00	0.00	122,114.18	0.00	0.00	0.00
	28/04/2022	Purchase	17,500.00	36,965.62	0.00	0.00	159,079.80	0.00	0.00	0.00
	23/06/2022	Purchase	9,200.00	15,301.95	0.00	0.00	174,381.75	0.00	0.00	0.00
	30/06/2022	Revaluation	0.00	0.00	58,476.75	0.00	232,858.50	0.00	0.00	0.00
	30/06/2022		140,700.00	174,381.75	58,476.75	0.00	232,858.50	0.00	0.00	0.00
MLX.AX - Metals X Limited										
	01/07/2021	Opening Balance	145,000.00	0.00	0.00	0.00	31,175.00	0.00	0.00	0.00
	21/09/2021	Disposal	(145,000.00)	(29,757.70)	0.00	0.00	1,417.30	50,694.17	29,757.70	20,936.47
	21/09/2021	Writeback	0.00	0.00	(1,417.30)	0.00	0.00	0.00	0.00	0.00
	30/06/2022		0.00	(29,757.70)	(1,417.30)	0.00	0.00	50,694.17	29,757.70	20,936.47
RFX.AX - Redflow Limited										
	01/07/2021	Opening Balance	855.00	0.00	0.00	0.00	49.59	0.00	0.00	0.00
	19/07/2021	Purchase	820,000.00	48,380.00	0.00	0.00	48,429.59	0.00	0.00	0.00
	30/06/2022	Revaluation	0.00	0.00	(15,595.39)	0.00	32,834.20	0.00	0.00	0.00
	30/06/2022		820,855.00	48,380.00	(15,595.39)	0.00	32,834.20	0.00	0.00	0.00
RFXN.AX - Redflow Limited - Rights										
	30/07/2021	Non-Renounceable Rights Issue	213.00	0.00	0.00	0.00	0.00			
	30/07/2021	Non-Renounceable Rights	(213.00)	0.00	0.00	0.00	0.00			

Maitland Super Market Movement Report

As at 30 June 2022

Investment	Date	Description	Unrealised				Realised			Total	
			Units	Accounting Cost Movement	Market Movement	Depreciation	Balance	Consideration	Accounting Cost Base		Accounting Profit/(loss)
		Issue									
	30/06/2022		0.00	0.00	0.00	0.00	0.00	0.00	0.00		
SHSAAFMC - Alphamin Resources Corp.											
	01/07/2021	Opening Balance	24,000.00	0.00	0.00	0.00	18,334.18	0.00	0.00	0.00	
	21/09/2021	Purchase	57,000.00	49,802.32	0.00	0.00	68,136.50	0.00	0.00	0.00	
	30/06/2022	Revaluation	0.00	0.00	7,566.10	0.00	75,702.60	0.00	0.00	0.00	
	30/06/2022		81,000.00	49,802.32	7,566.10	0.00	75,702.60	0.00	0.00	0.00	
SHSACOWU - Cowan Lithium Limited											
	01/07/2021	Opening Balance	6,006.00	0.00	0.00	0.00	1,271.90	0.00	0.00	0.00	
	01/10/2021	Disposal	(6,006.00)	(1,286.36)	0.00	0.00	(14.46)	1,091.16	1,286.36	(195.20)	
	01/10/2021	Writeback	0.00	0.00	14.46	0.00	0.00	0.00	0.00	0.00	
	30/06/2022		0.00	(1,286.36)	14.46	0.00	0.00	1,091.16	1,286.36	(195.20)	
Total Market Movement						(18,043.17)				137.08	(17,906.09)

Maitland Super**Capital Gains Reconciliation Report**

For The Period 01 July 2021 - 30 June 2022

	Total	Discounted	Indexed	Other	Notional
Losses available to offset					
Carried forward from prior losses	182,740.22				
Carried forward from prior losses - Collectables	0.00				
Current year capital losses	24,999.03				
Current year capital losses - Collectables	0.00				
Total Losses Available	207,739.25				
Total Losses Available - Collectables	0.00				
Capital Gains					
Capital gains from disposal of assets	25,136.11	3,809.43	0.00	21,326.68	0.00
Capital gains from disposal of assets - Collectables	0.00	0.00	0.00	0.00	0.00
Capital gains from trust distributions	0.00	0.00	0.00	0.00	0.00
Capital Gains Before Losses applied	25,136.11	3,809.43	0.00	21,326.68	0.00
Losses and discount applied					
Losses applied	25,136.11	3,809.43	0.00	21,326.68	0.00
Losses applied - Collectables	0.00	0.00	0.00	0.00	0.00
Capital gains after losses applied	0.00	0.00	0.00	0.00	0.00
Capital gains after losses applied - Collectables	0.00	0.00	0.00	0.00	0.00
CGT Discount applied	0.00				
CGT Discount applied - Collectables	0.00				

Maitland Super

Capital Gains Reconciliation Report

For The Period 01 July 2021 - 30 June 2022

	Total	Discounted	Indexed	Other	Notional
Net Capital Gain					
Net capital gain	0.00				
Net capital gain - Collectables	0.00				
Total Net Capital Gain (11A)	0.00				
Net Capital Losses Carried Forward to later income					
Net Capital Losses Carried Forward to later income years	182,603.14				
Net Capital Losses Carried Forward to later income years - Collectables	0.00				
Total Net Capital Losses Carried Forward to later income years (14V)	182,603.14				

Note

Refer to Realised Gains Report for details of Disposals at a Security level

Refer to Distribution Reconciliation Report for Trust Distribution details at a Security level

Maitland Super

Realised Capital Gains Report

For The Period 01 July 2021 - 30 June 2022

Investment		Accounting Treatment				Tax Treatment						
Purchase Contract Date	Disposal Contract Date	Units	Cost	Proceeds	Accounting Profit/(Loss)	Adjusted Cost Base	Reduced Cost Base	Indexed Cost Base	Indexed Gains	Discounted Gains (Gross)	Other Gains	Capital Loss
Shares in Listed Companies (Australian)												
AMI.AX - Aurelia Metals Limited												
21/08/2020	14/07/2021	81,548.00	46,125.31	37,878.11	(8,247.20)	46,125.31	46,125.31	0.00	0.00	0.00	0.00	(8,247.20)
		81,548.00	46,125.31	37,878.11	(8,247.20)	46,125.31	46,125.31	0.00	0.00	0.00	0.00	(8,247.20)
21/08/2020	15/07/2021	8,452.00	4,780.63	3,925.86	(854.78)	4,780.63	4,780.63	0.00	0.00	0.00	0.00	(854.78)
26/11/2020	15/07/2021	10,000.00	4,254.68	4,644.88	390.21	4,254.68	4,254.68	0.00	0.00	0.00	390.21	0.00
		18,452.00	9,035.31	8,570.74	(464.57)	9,035.31	9,035.31	0.00	0.00	0.00	390.21	(854.78)
26/11/2020	16/08/2021	140,000.00	59,565.45	48,946.10	(10,619.35)	59,565.45	59,565.45	0.00	0.00	0.00	0.00	(10,619.35)
15/12/2020	16/08/2021	100,000.00	40,044.00	34,961.50	(5,082.50)	40,044.00	40,044.00	0.00	0.00	0.00	0.00	(5,082.50)
04/05/2020	16/08/2021	101,168.00	31,866.28	35,369.85	3,503.57	31,866.28	31,866.28	0.00	0.00	3,503.57	0.00	0.00
05/05/2020	16/08/2021	8,832.00	2,781.94	3,087.80	305.86	2,781.94	2,781.94	0.00	0.00	305.86	0.00	0.00
		350,000.00	134,257.67	122,365.25	(11,892.42)	134,257.67	134,257.67	0.00	0.00	3,809.43	0.00	(15,701.85)
MLX.AX - Metals X Limited												
30/04/2021	21/09/2021	145,000.00	29,757.70	50,694.17	20,936.47	29,757.70	29,757.70	0.00	0.00	0.00	20,936.47	0.00
		145,000.00	29,757.70	50,694.17	20,936.47	29,757.70	29,757.70	0.00	0.00	0.00	20,936.47	0.00
		595,000.00	219,175.99	219,508.27	332.28	219,175.99	219,175.99	0.00	0.00	3,809.43	21,326.68	(24,803.83)
Shares in Unlisted Companies (Australian)												
SHSACOWU - Cowan Lithium Limited												
18/07/2018	01/10/2021	6,006.00	1,286.36	1,091.16	(195.20)	1,286.36	1,286.36	0.00	0.00	0.00	0.00	(195.20)
		6,006.00	1,286.36	1,091.16	(195.20)	1,286.36	1,286.36	0.00	0.00	0.00	0.00	(195.20)
		6,006.00	1,286.36	1,091.16	(195.20)	1,286.36	1,286.36	0.00	0.00	0.00	0.00	(195.20)

601,006.00	220,462.35	220,599.43	137.08	220,462.35	220,462.35	0.00	0.00	3,809.43	21,326.68	(24,999.03)
------------	------------	------------	--------	------------	------------	------	------	----------	-----------	-------------

Transaction History

Redflow Limited

MR JOHN MAITLAND & - As at 12/09/2022

BoardRoom

MR JOHN MAITLAND &

MRS LINDA MAITLAND

<MAITLAND S/F A/C>

663 RINGWOOD-WARRANDYTE ROAD

RINGWOOD NORTH VIC 3134

Security Class

Fully Paid Ordinary

Subregister	Reference	Transaction	Date	No. of Securities	Total Securities
		Closing Balance			855
CHESS	0050018067	Holding Movement	01-Aug-2022	-320,000	855
CHESS	0050018067	Holding Movement	28-Jul-2022	-500,000	320,855
CHESS	0050018067	Allotment Ex Rights	30-Jul-2021	820,000	820,855
CHESS	0050018067	Holding Movement	05-Apr-2017	-54,000	855
CHESS	0050018067	Non Renounceable Allotment	01-Apr-2016	5,816	54,855
CHESS	0050018067	Holding Movement	05-Feb-2016	-102,750	49,039
CHESS	0050018067	Holding Movement	15-Jan-2016	-47,250	151,789
CHESS	0050018067	Holding Movement	11-Jan-2016	23,041	199,039
CHESS	0050018067	Holding Movement	11-Dec-2015	86,998	175,998
CHESS	0050018067	Holding Movement	02-Dec-2015	-79,995	89,000
CHESS	0050018067	Holding Movement	01-Dec-2015	66,613	168,995
CHESS	0050018067	Holding Movement	27-Nov-2015	-10,005	102,382

Subregister	Reference	Transaction	Date	No. of Securities	Total Securities
CHESS	0050018067	Holding Movement	25-Nov-2015	22,387	112,387
CHESS	0050018067	Holding Movement	19-Nov-2015	-80,000	90,000
CHESS	0050018067	Holding Movement	16-Nov-2015	90,000	170,000
CHESS	0050018067	Holding Movement	12-Nov-2015	-5,000	80,000
CHESS	0050018067	Holding Movement	11-Nov-2015	-85,000	85,000
CHESS	0050018067	Holding Movement	05-Nov-2015	18,250	170,000
CHESS	0050018067	Holding Movement	04-Nov-2015	51,750	151,750
CHESS	0050018067	Holding Movement	26-Oct-2015	100,000	100,000
CHESS	0050018067	Holding Movement	21-Sep-2015	-50,000	0
CHESS	0050018067	Holding Movement	07-Sep-2015	50,000	50,000

No prior transactions



SHARE INVESTING

MR JOHN MAITLAND + MRS LINDA MAITLAND <MAITLAND S/F A/C>

663 RINGWOOD-WARRANTYTE ROAD

RINGWOOD NORTH VIC 3134

AUSTRALIA

Trading Account Statement

Period: 01/07/2021 - 30/06/2022

Trading Account Number: 3181033

Date	Reference	Description	Debit	Credit	Balance
01/07/2021		Open Balance			0.00
12/07/2021	15333879	Sold 81548 AMI @ 0.4650		37,878.11	37,878.11Cr
13/07/2021	15348148	Sold 18452 AMI @ 0.4650		8,570.74	46,448.85Cr
14/07/2021	11085602	Dep ANZCIA 012-012 481411491 15333879	37,878.11		8,570.74Cr
15/07/2021	11093498	Dep ANZCIA 012-012 481411491 15348148	8,570.74		0.00
16/07/2021	14540089	Wdl ANZCIA 012-012 481411491 TRANSFER TO NOM AC		47,700.00	47,700.00Cr
16/07/2021	11103174	DE: 013-141 900636864	47,700.00		0.00
12/08/2021	15722104	Sold 350000 AMI @ 0.3500		122,365.25	122,365.25Cr
16/08/2021	11277371	Dep ANZCIA 012-012 481411491 15722104	122,365.25		0.00
16/08/2021	15758706	Bght 50000 CRN @ 1.0700	53,558.85		53,558.85
16/08/2021	15759545	Bght 64000 CRN @ 1.0700	68,555.33		122,114.18
18/08/2021	14859947	Wdl ANZCIA 012-012 481411491 15758706		53,558.85	68,555.33
18/08/2021	14859948	Wdl ANZCIA 012-012 481411491 15759545		68,555.33	0.00
17/09/2021	16225607	Sold 145000 MLX @ 0.3500		50,694.17	50,694.17Cr
20/09/2021	16234183	Bght 57000 AFM:CA @ 0.8686	49,802.32		891.85Cr
21/09/2021	11524444	Dep ANZCIA 012-012 481411491 16225607	50,694.17		49,802.32
21/09/2021	15248679	Wdl ANZCIA 012-012 481411491 16234183		49,802.32	0.00
29/09/2021	16375570	Sold 6006 MM1 @ 0.1850		1,091.16	1,091.16Cr
01/10/2021	11606951	Dep ANZCIA 012-012 481411491 16375570	1,091.16		0.00
16/02/2022	1334439	JNL1334439 AFM:CA Int'l Div Ex:03/02/22		2,669.03	2,669.03Cr
16/02/2022	12472138	Dep ANZCIA 012-012 481411491	2,669.03		0.00
26/04/2022	18874814	Bght 17500 CRN @ 2.1100	36,965.62		36,965.62
28/04/2022	17394307	Wdl ANZCIA 012-012 481411491 18874814		36,965.62	0.00
21/06/2022	19510339	Bght 9200 CRN @ 1.6600	15,301.95		15,301.95
23/06/2022	17911443	Wdl ANZCIA 012-012 481411491 19510339		15,301.95	0.00
Total			495,152.530	495,152.530	

While every effort has been made to provide you with an accurate transaction summary, we give no warranty of accuracy or reliability and take no responsibility for any errors or omissions including by negligence. You should confirm the information, holdings and valuations contained herein. All prices and values are denominated in AUD unless otherwise indicated. The ANZ Share Investing service is provided by CMC Markets Stockbroking Limited (ABN 69 081 002 851, AFSL 246381), a Participant of the ASX Group (CMC Markets Stockbroking), SSX (Sydney Stock Exchange) and Cboe (Cboe Australia) at the request of Australia and New Zealand Banking Group Limited ABN 11 005 357 522.

Page 1 of 6

Generated : 07/08/2022 01:16 PM



SHARE INVESTING

MR JOHN MAITLAND + MRS LINDA MAITLAND <MAITLAND S/F A/C>
663 RINGWOOD-WARRANTYTE ROAD
RINGWOOD NORTH VIC 3134
AUSTRALIA

Confirmations

Period: 01/07/2021 - 30/06/2022
Trading Account Number: 3181033

Code	Confirmation No.	Type	Trade Date	Settlement Date	Price	Quantity	Brokerage	GST	Other fees	Consideration
AMI	15333879	Sell	12/07/2021	14/07/2021	0.465	81548	37.92	3.79	0.00	37,878.11
AMI	15348148	Sell	13/07/2021	15/07/2021	0.465	18452	8.58	0.86	0.00	8,570.74
AMI	15722104	Sell	12/08/2021	16/08/2021	0.350	350000	122.50	12.25	0.00	122,365.25
CRN	15758706	Buy	16/08/2021	18/08/2021	1.070	50000	53.50	5.35	0.00	53,558.85
CRN	15759545	Buy	16/08/2021	18/08/2021	1.070	64000	68.48	6.85	0.00	68,555.33
MLX	16225607	Sell	17/09/2021	21/09/2021	0.350	145000	50.75	5.08	0.00	50,694.17
AFM:CA	16234183	Buy	20/09/2021	21/09/2021	0.869	57000	292.12	0.00	0.00	49,802.32
Av Price:0.8000 CAD. Rate:1.085776. Exch Fees:0										
MM1	16375570	Sell	29/09/2021	01/10/2021	0.185	6006	18.14	1.81	0.00	1,091.16
CRN	18874814	Buy	26/04/2022	28/04/2022	2.110	17500	36.93	3.69	0.00	36,965.62
CRN	19510339	Buy	21/06/2022	23/06/2022	1.660	9200	27.23	2.72	0.00	15,301.95

While every effort has been made to provide you with an accurate transaction summary, we give no warranty of accuracy or reliability and take no responsibility for any errors or omissions including by negligence. You should confirm the information, holdings and valuations contained herein. All prices and values are denominated in AUD unless otherwise indicated. The ANZ Share Investing service is provided by CMC Markets Stockbroking Limited (ABN 69 081 002 851, AFSL 246381), a Participant of the ASX Group (CMC Markets Stockbroking), SSX (Sydney Stock Exchange) and Cboe (Cboe Australia) at the request of Australia and New Zealand Banking Group Limited ABN 11 005 357 522.



SHARE INVESTING

MR JOHN MAITLAND + MRS LINDA MAITLAND <MAITLAND S/F A/C>

663 RINGWOOD-WARRANTYTE ROAD

RINGWOOD NORTH VIC 3134

AUSTRALIA

Holdings

At close of business: 30/06/2022

Trading Account Number: 3181033

Code	Company Name	Closing Price	FX Rate	Quantity	Value
ADT	ADRIATIC METALS PLC	1.950		167,456	326,539.200
AFM:CA	ALPHAMIN RESOURCES CORP.	0.830 CAD	1.119	81,000	75,706.358
CRN	CORONADO GLOBAL RESOURCES INC.	1.655		140,700	232,858.500
RFX	REDFLOW LIMITED	0.040		820,855	32,834.200
Total					667,938.258

While every effort has been made to provide you with an accurate transaction summary, we give no warranty of accuracy or reliability and take no responsibility for any errors or omissions including by negligence. You should confirm the information, holdings and valuations contained herein. All prices and values are denominated in AUD unless otherwise indicated. The ANZ Share Investing service is provided by CMC Markets Stockbroking Limited (ABN 69 081 002 851, AFSL 246381), a Participant of the ASX Group (CMC Markets Stockbroking), SSX (Sydney Stock Exchange) and Cboe (Cboe Australia) at the request of Australia and New Zealand Banking Group Limited ABN 11 005 357 522.

Page 3 of 6

Generated : 07/08/2022 01:16 PM



SHARE INVESTING

MR JOHN MAITLAND + MRS LINDA MAITLAND <MAITLAND S/F A/C>

663 RINGWOOD-WARRANTYTE ROAD

RINGWOOD NORTH VIC 3134

AUSTRALIA

International Dividends

Period: 01/07/2021 - 30/06/2022

Trading Account Number: 3181033

Code	Pay Date	Ex Date	Holdings at Ex Date	Gross Amount Per Share	Gross Amount	Fees	Tax Withheld	Net Amount	FX Rate	Net Amount (AUD)
AFM:CA	16/02/2022	03/02/2022	81,000.00	0.0299991	CAD 2,430.00	CAD 0.00	CAD 0.00	CAD 2,430.00	0.91044	2,669.03
Total										2,669.03

While every effort has been made to provide you with an accurate transaction summary, we give no warranty of accuracy or reliability and take no responsibility for any errors or omissions including by negligence. You should confirm the information, holdings and valuations contained herein. All prices and values are denominated in AUD unless otherwise indicated. The ANZ Share Investing service is provided by CMC Markets Stockbroking Limited (ABN 69 081 002 851, AFSL 246381), a Participant of the ASX Group (CMC Markets Stockbroking), SSX (Sydney Stock Exchange) and Cboe (Cboe Australia) at the request of Australia and New Zealand Banking Group Limited ABN 11 005 357 522.

Page 4 of 6

Generated : 07/08/2022 01:16 PM



Statement Glossary

Trading Account Statement

The Trading Account Statement displays all transactions processed through the trading account during the reporting period. This may include trade transactions (buying and selling shares) as well as cash movements for settling trades. All prices and values are denominated in AUD unless otherwise indicated.

Date	The date the transaction was processed
Reference	A unique reference number for the transaction
Description	A brief description of the transaction
Debit	Amount debited from the trading account
Credit	Amount credited to the trading account
Balance	A running balance of the trading account

Confirmations

The Confirmations statement lists all equity trade confirmations recorded on the trading account during the reporting period. This is a summary of the information provided to you through email or printed trade confirmations issued on the day of the trade. All prices and values are denominated in AUD unless otherwise indicated.

Code	The instrument code traded
Confirmation No	The unique confirmation reference number
Type	Indicates if the transaction was a Buy or Sell
Trade Date	The date the trade was recorded
Settlement Date	The date the transaction was due to settle. This will usually, but not always, be 2 business day after the trade date
Price	The average price at which the shares were bought or sold
Quantity	The number of shares bought or sold
Brokerage	The brokerage charged for the transaction (excluding GST)
GST	The GST charged for the transaction for brokerage and any other fees
Other Fees	Any other fees related to the transaction (excluding GST). This may include stamp duty, postage fees, or exchange fees. Please refer to your original confirmation for full details
Consideration	The consideration paid (for buys) or received (for sells) net of brokerage, fees, and GST
Foreign Exchange	For confirmations related to international shares, the foreign exchange rate and price in local currency is displayed

Holdings

The Holdings statement displays all equity positions held at the end of the reporting period.

Code	The instrument code
Company Name	The name of the company or instrument
Closing Price	The price as at market close on the last trading day of the reporting period
FX Rate	The foreign exchange rate applied to international holdings
Quantity	The notional number of shares held. This will include any pending buy transactions, and exclude any pending sell transactions
Value	The value, in AUD, of the holding at the end of the reporting period. So Closing Price x Quantity (x FX rate for international holdings)



Statement Glossary

International Dividends

The International Dividends Statement lists all dividends paid from international shares during the reporting period. All prices and values are denominated in AUD unless otherwise indicated.

Code	The instrument code
Pay Date	The date the dividend was paid to you
Ex Date	The date after which a security will trade without the dividend. You must hold the security on this date to be entitled to the dividend
Holdings at Ex Date	The number of shares you held on the ex date
Gross Amount Per Share	The amount paid by the company per share held
Gross Amount	The gross amount paid, being Amount per Share x Holdings at ex date
Fees	Custodial Fees charged by our custodian
Tax Withheld	The amount of tax withheld from the dividend. In some cases for US Shares you may be eligible for a reduced rate of withholding tax. See the trading platform under Support US Tax Form for more details
Net Amount	The net amount paid after tax has been withheld in the local currency of the instrument
FX Rate	The foreign exchange rate applied to the dividend payment
Net Amount (AUD)	The net amount in AUD paid into your account

25000 - Interest Received

2022 Financial Year

Preparer Mc Ren Sotto

Reviewer Steven Lee

Status Completed

Account Code	Description	CY Balance	LY Balance	Change
ANZ481411491	ANZ Cash Investment Acct 4814-11491	(\$0.10)	(\$5.45)	(98.17)%
ANZ900636864	ANZ V2 PLUS 9006-36864	(\$0.45)		100%
TOTAL		CY Balance	LY Balance	
		(\$0.55)	(\$5.45)	

Supporting Documents

- Interest Reconciliation Report [Report](#)

Standard Checklist

- Attach Interest Reconciliation Report
- Ensure all interest has been recorded from Bank Statements
- Review Statements to ensure all TFN withheld has been input

Maitland Super Interest Reconciliation Report

For The Period 01 July 2021 - 30 June 2022

Date	Payment Amount	Gross Interest	TFN Withheld	Foreign Income	Foreign Credits
Bank Accounts					
ANZ481411491 ANZ Cash Investment Acct 4814-11491					
30/07/2021	0.03	0.03			
31/08/2021	0.07	0.07			
	0.10	0.10			
ANZ900636864 ANZ V2 PLUS 9006-36864					
01/10/2021	0.04	0.04			
01/01/2022	0.12	0.12			
01/04/2022	0.29	0.29			
	0.45	0.45			
	0.55	0.55			
Interest Received ATO General Interest Charge					
30/06/2022		0.73			
		0.73			
		0.73			
TOTAL	0.55	1.28			

Tax Return Reconciliation

	Totals	Tax Return Label
Gross Interest	1.28	11C

25100 - Interest Received ATO General Interest Charge

2022 Financial Year

Preparer Mc Ren Sotto

Reviewer Steven Lee

Status Completed

Account Code	Description	CY Balance	LY Balance	Change
25100	Interest Received ATO General Interest Charge	(\$0.73)		100%
TOTAL		CY Balance	LY Balance	
		(\$0.73)		

Supporting Documents

- General Ledger [Report](#)

Standard Checklist

- Attach all supporting Documentation
- Has the Fund received any non-arm's length income? If so, it may be taxed at 47%

Maitland Super
General Ledger

As at 30 June 2022

Transaction Date	Description	Units	Debit	Credit	Balance \$
Interest Received ATO General Interest Charge (25100)					
Interest Received ATO General Interest Charge (25100)					
30/06/2022	Accrued PAYG from March 2022 to June 2022			0.73	0.73 CR
				0.73	0.73 CR

Total Debits: 0.00

Total Credits: 0.73

30100 - Accountancy Fees

2022 Financial Year

Preparer Mc Ren Sotto

Reviewer Steven Lee

Status Completed

Account Code	Description	CY Balance	LY Balance	Change
30100	Accountancy Fees	\$550.00	\$815.00	(32.52)%
TOTAL		CY Balance	LY Balance	
		\$550.00	\$815.00	

Supporting Documents

- General Ledger [Report](#)
- INV-0067.pdf

Standard Checklist

- Attach all source documentation
- Ensure all Transactions have been entered

Maitland Super General Ledger

As at 30 June 2022

Transaction Date	Description	Units	Debit	Credit	Balance \$
Accountancy Fees (30100)					
<i>Accountancy Fees (30100)</i>					
02/08/2021	WITHDRAWAL ANZ INTERNET BANKING PAYMENT 736059		520.00		520.00 DR
27/09/2021	WITHDRAWAL ANZ INTERNET BANKING PAYMENT 510002		30.00		550.00 DR
			550.00		550.00 DR

Total Debits: 550.00

Total Credits: 0.00



TAX INVOICE

Maitland Super

Invoice Date
17 Sep 2021

Invoice Number
INV-0067

ABN
60 061 126 663

SuperHelp Australia
PTY LTD
PO Box 1906
MACQUARIE
CENTRE NSW 2113
AUSTRALIA

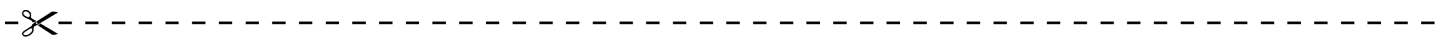
Item	Description	Quantity	Unit Price	GST	Amount AUD
EOY	SMSF Annual Administration	1.00	1,100.00	10%	1,100.00
DEPO	Deposit	1.00	(1,070.00)	10%	(1,070.00)
INCLUDES GST 10%					2.73
TOTAL AUD					30.00
Less Amount Paid					30.00
AMOUNT DUE AUD					0.00

Due Date: 1 Oct 2021

Please pay the balance of our fees by direct credit into our bank account.

OUR BANK DETAILS (Use your name or your SMSF name as the reference):

Account Name: Superhelp Australia Pty Ltd
Bank: Commonwealth Bank
BSB: 06 2099
Account Number: 1041 7929



PAYMENT ADVICE

To: SuperHelp Australia PTY LTD
PO Box 1906
MACQUARIE CENTRE NSW 2113
AUSTRALIA

Customer Maitland Super
Invoice Number INV-0067

Amount Due **0.00**
Due Date 1 Oct 2021

Amount Enclosed

Enter the amount you are paying above

30400 - ATO Supervisory Levy

2022 Financial Year

Preparer Mc Ren Sotto

Reviewer Steven Lee

Status Completed

Account Code	Description	CY Balance	LY Balance	Change
30400	ATO Supervisory Levy	\$259.00	\$259.00	0%
TOTAL		CY Balance	LY Balance	
		\$259.00	\$259.00	

Supporting Documents

- General Ledger [Report](#)

Standard Checklist

- Attach all source documentation
- Ensure all Transactions have been entered

Maitland Super General Ledger

As at 30 June 2022

Transaction Date	Description	Units	Debit	Credit	Balance \$
ATO Supervisory Levy (30400)					
<u>ATO Supervisory Levy (30400)</u>					
07/02/2022	ANZ INTERNET BANKING BILLPAY TAX OFFICE PAYMENTS 124004		259.00		259.00 DR
			259.00		259.00 DR

Total Debits: 259.00

Total Credits: 0.00

30700 - Auditor's Remuneration

2022 Financial Year

Preparer Mc Ren Sotto

Reviewer Steven Lee

Status Completed

Account Code	Description	CY Balance	LY Balance	Change
30700	Auditor's Remuneration	\$550.00	\$450.00	22.22%
TOTAL		CY Balance	LY Balance	
		\$550.00	\$450.00	

Supporting Documents

- General Ledger [Report](#)
- Invoice X18135.pdf

Standard Checklist

- Attach all source documentation
- Ensure all Transactions have been entered

Maitland Super General Ledger

As at 30 June 2022

Transaction Date	Description	Units	Debit	Credit	Balance \$
Auditor's Remuneration (30700)					
Auditor's Remuneration (30700)					
02/08/2021	WITHDRAWAL ANZ INTERNET BANKING PAYMENT 736059		550.00		550.00 DR
			550.00		550.00 DR

Total Debits: 550.00

Total Credits: 0.00

Invoice Date 30 Sep 2021
Invoice Number X18135
Due Date 14 Oct 2021

SuperHelp Australia Pty Ltd
Attention: Sandra
PO Box 1906
MACQUARIE CENTRE NSW 2113

TAX INVOICE

Description	Amount
Preparation of SMSF Audit on behalf of the following Superannuation Fund: Maitland Super for the year ended 30 June 2021.	
Subtotal	500.00
Total GST 10%	50.00
Invoice Total AUD	550.00
Total Net Payments AUD	0.00
Amount Due AUD	550.00

Payment Advice

QuickFee.
Secure Online Payments



by EFT, Credit Card, or QuickFee Monthly Instalments

[Pay Online Now](#)

Quote Ref: X18135

DIRECT CREDIT (EFT)

Account Name: **Gold Group Consulting**

BSB: **484 799** Account No.: **20423 2240**

Please quote the invoice number(s) as a reference.



by mail

Detach this section and mail your cheque to:

Gold Group Consulting
PO Box 428
Southport QLD 4215
Australia

Client: SuperHelp Australia Pty Ltd

Invoice No : X18135

Amount Due: \$ 550.00

Due Date: 14 Oct 2021



CHARTERED ACCOUNTANTS - SINCE 1969

48500 - Income Tax Expense

2022 Financial Year

Preparer Mc Ren Sotto

Reviewer Steven Lee

Status Ready for Review

Account Code	Description	CY Balance	LY Balance	Change
48500	Income Tax Expense	\$2,972.91	\$2,982.33	(0.32)%
TOTAL		CY Balance	LY Balance	
		\$2,972.91	\$2,982.33	

Supporting Documents

No supporting documents

49000 - Profit/Loss Allocation Account

2022 Financial Year

Preparer Mc Ren Sotto

Reviewer Steven Lee

Status Ready for Review

Account Code	Description	CY Balance	LY Balance	Change
49000	Profit/Loss Allocation Account	\$38,516.72	\$219,166.43	(82.43)%
TOTAL		CY Balance	LY Balance	
		\$38,516.72	\$219,166.43	

Supporting Documents

No supporting documents

50000 - Members

2022 Financial Year

Preparer Mc Ren Sotto

Reviewer Steven Lee

Status Ready for Review

Account Code	Description	Opening Balance	Contribution Income	Earnings	Member Payments	Tax & Fees	Closing Balance	Change
MAIJOH00001A	Maitland, John - Accumulation (Accumulation)	(\$313,392.37)	(\$18,892.06)	(\$7,031.94)		\$4,704.83	(\$334,611.54)	6.77%
MAILIN00001A	Maitland, Linda - Accumulation (Accumulation)	(\$322,404.18)	(\$14,177.98)	(\$7,148.23)		\$4,028.66	(\$339,701.73)	5.37%
TOTAL		Opening Balance	Contribution Income	Earnings	Member Payments	Tax & Fees	Closing Balance	
		(\$635,796.55)	(\$33,070.04)	(\$14,180.17)		\$8,733.49	(\$674,313.27)	

Supporting Documents

- Members Summary [Report](#)
- Members Statements [Report](#)

Standard Checklist

- Attach copies of Members Statements

Maitland Super Members Statement

John Maitland
663 Ringwood-Warrandyte Road
Ringwood North, Victoria, 3134, Australia

Your Details

Date of Birth :	Provided	Nominated Beneficiaries:	N/A
Age:	49	Nomination Type:	N/A
Tax File Number:	Provided	Vested Benefits:	334,611.54
Date Joined Fund:	01/07/2008	Total Death Benefit:	334,611.54
Service Period Start Date:	25/09/2000	Current Salary:	0.00
Date Left Fund:		Previous Salary:	0.00
Member Code:	MAIJOH00001A	Disability Benefit:	0.00
Account Start Date:	01/07/2008		
Account Phase:	Accumulation Phase		
Account Description:	Accumulation		

Your Balance

Total Benefits	334,611.54
<u>Preservation Components</u>	
Preserved	334,611.54
Unrestricted Non Preserved	
Restricted Non Preserved	
<u>Tax Components</u>	
Tax Free	1,487.00
Taxable	333,124.54

Your Detailed Account Summary

	This Year	Last Year
Opening balance at 01/07/2021	313,392.37	196,371.02
<u>Increases to Member account during the period</u>		
Employer Contributions	18,892.06	23,215.17
Personal Contributions (Concessional)		19,200.00
Personal Contributions (Non Concessional)		
Government Co-Contributions		
Other Contributions		
Proceeds of Insurance Policies		
Transfers In		
Net Earnings	7,031.94	78,584.05
Internal Transfer In		
<u>Decreases to Member account during the period</u>		
Pensions Paid		
Contributions Tax	2,833.81	6,362.28
Income Tax	1,871.02	(2,384.41)
No TFN Excess Contributions Tax		
Excess Contributions Tax		
Refund Excess Contributions		
Division 293 Tax		
Insurance Policy Premiums Paid		
Management Fees		
Member Expenses		
Benefits Paid/Transfers Out		
Superannuation Surcharge Tax		
Internal Transfer Out		
Closing balance at 30/06/2022	334,611.54	313,392.37

Maitland Super
Members Statement

Trustee's Disclaimer

This statement has been prepared by the Trustee for the member whose name appears at the top of this statement. Every effort has been made by the Trustee to ensure the accuracy and completeness of this Statement. The Trustee does not accept any liability for any error, omission or misprint. All amounts shown in relation to benefits do not take into account any amounts which may be withheld to satisfy the requirements imposed by the Income Tax Assessment Act 1936.

Signed by all the trustees of the fund

John Maitland
Trustee

Linda Maitland
Trustee

Maitland Super Members Statement

Linda Maitland
663 Ringwood-Warrandyte Road
Ringwood North, Victoria, 3134, Australia

Your Details

Date of Birth :	Provided	Nominated Beneficiaries:	N/A
Age:	49	Nomination Type:	N/A
Tax File Number:	Provided	Vested Benefits:	339,701.73
Date Joined Fund:	01/07/2008	Total Death Benefit:	339,701.73
Service Period Start Date:	09/10/1997	Current Salary:	0.00
Date Left Fund:		Previous Salary:	0.00
Member Code:	MAILIN00001A	Disability Benefit:	0.00
Account Start Date:	01/07/2008		
Account Phase:	Accumulation Phase		
Account Description:	Accumulation		

Your Balance

Total Benefits	339,701.73
<u>Preservation Components</u>	
Preserved	338,884.80
Unrestricted Non Preserved	816.93
Restricted Non Preserved	
<u>Tax Components</u>	
Tax Free	75.88
Taxable	339,625.85

Your Detailed Account Summary

	This Year	Last Year
Opening balance at 01/07/2021	322,404.18	220,259.10
<u>Increases to Member account during the period</u>		
Employer Contributions	14,177.98	16,395.05
Personal Contributions (Concessional)		
Personal Contributions (Non Concessional)		
Government Co-Contributions		
Other Contributions		
Proceeds of Insurance Policies		
Transfers In		
Net Earnings	7,148.23	85,611.63
Internal Transfer In		
<u>Decreases to Member account during the period</u>		
Pensions Paid		
Contributions Tax	2,126.70	2,459.25
Income Tax	1,901.96	(2,597.65)
No TFN Excess Contributions Tax		
Excess Contributions Tax		
Refund Excess Contributions		
Division 293 Tax		
Insurance Policy Premiums Paid		
Management Fees		
Member Expenses		
Benefits Paid/Transfers Out		
Superannuation Surcharge Tax		
Internal Transfer Out		
Closing balance at 30/06/2022	339,701.73	322,404.18

Maitland Super
Members Statement

Trustee's Disclaimer

This statement has been prepared by the Trustee for the member whose name appears at the top of this statement. Every effort has been made by the Trustee to ensure the accuracy and completeness of this Statement. The Trustee does not accept any liability for any error, omission or misprint. All amounts shown in relation to benefits do not take into account any amounts which may be withheld to satisfy the requirements imposed by the Income Tax Assessment Act 1936.

Signed by all the trustees of the fund

John Maitland
Trustee

Linda Maitland
Trustee

Maitland Super Members Summary

As at 30 June 2022

Opening Balances	Increases				Decreases					Closing Balance	
	Contributions	Transfers In	Net Earnings	Insurance Proceeds	Pensions Paid	Contributions Tax	Taxes Paid	Benefits Paid/ Transfers Out	Insurance Premiums		Member Expenses
John Maitland (Age: 49)											
MAIJOH00001A - Accumulation											
313,392.37	18,892.06		7,031.94			2,833.81	1,871.02				334,611.54
313,392.37	18,892.06		7,031.94			2,833.81	1,871.02				334,611.54
Linda Maitland (Age: 49)											
MAILIN00001A - Accumulation											
322,404.18	14,177.98		7,148.23			2,126.70	1,901.96				339,701.73
322,404.18	14,177.98		7,148.23			2,126.70	1,901.96				339,701.73
635,796.55	33,070.04		14,180.17			4,960.51	3,772.98				674,313.27

60400 - Bank Accounts

2022 Financial Year

Preparer Mc Ren Sotto

Reviewer Steven Lee

Status Ready for Review

Account Code	Description	CY Balance	LY Balance	Change
ANZ481411491	ANZ Cash Investment Acct 4814-11491	\$85.58	\$1,256.72	(93.19)%
ANZ900636864	ANZ V2 PLUS 9006-36864	\$0.64	\$1,039.21	(99.94)%
TOTAL		CY Balance	LY Balance	
		\$86.22	\$2,295.93	

Supporting Documents

- Bank Statement Report [Report](#)
- Bank Statement_11491_20220630.pdf [ANZ481411491](#)
- Bank_stats_ANZ_491.pdf [ANZ481411491](#)
- Bank Statement 36864_20220630.pdf [ANZ900636864](#)
- Bank_stats_ANZ_864.pdf [ANZ900636864](#)

Standard Checklist

- Attach Copies of Bank Statements
- Attach copy of Bank Statement Report
- Ensure all Balances match Statement Balances at June 30
- Ensure all Transactions have been entered

Maitland Super Bank Statement Report

For The Period 01 July 2021 to 30 June 2022

Chart Code: 60400 / ANZ481411491

Account Name: ANZ Cash Investment Acct 4814-11491

BSB and Account Number: 012012 481411491

Opening Balance	-	Total Debits	+	Total Credits	=	Closing Balance	Data Feed Used
\$ 1,256.72		\$ 271,884.07		\$ 270,712.93		\$ 85.58	

Date	Description	Debit \$	Credit \$	Ledger Balance \$	Statement Balance \$	Variance \$
01/07/2021	Opening Balance			1,256.72		
14/07/2021	TRANSFER FROM CMC MARKETS STOC C15333879		37,878.11	39,134.83		
15/07/2021	TRANSFER FROM CMC MARKETS STOC C15348148		8,570.74	47,705.57		
16/07/2021	DIRECT CREDIT - CREDIT FROM CMC MARKETS STOC 16877831 MAITLAND SUPER XFER [SHARE TRADE WITHDRAWAL XFER TO CMC MARKETS STOC 16877830]	47,700.00		5.57		
30/07/2021	CREDIT INTEREST PAID		0.03	5.60		
16/08/2021	TRANSFER FROM CMC MARKETS STOC C15722104		122,365.25	122,370.85		
18/08/2021	SHARE TRADE WITHDRAWAL TO CMC MARKETS STOC C15758706	53,558.85		68,812.00		
18/08/2021	SHARE TRADE WITHDRAWAL TO CMC MARKETS STOC C15759545	68,555.33		256.67		
31/08/2021	CREDIT INTEREST PAID		0.07	256.74		
21/09/2021	TRANSFER FROM CMC MARKETS STOC C16225607		50,694.17	50,950.91		
21/09/2021	SHARE TRADE WITHDRAWAL TO CMC MARKETS STOC C16234183	49,802.32		1,148.59		
01/10/2021	TRANSFER		1,091.16	2,239.75		
07/02/2022	ANZ INTERNET BANKING FUNDS TRANSFER TRANSFER 124023 TO 012012481411491 [ANZ INTERNET BANKING FUNDS TFER TRANSFER 124023 FROM 900636864 EFFECTIVE DATE 05 FEB 2022 XFER]		11,900.00	14,139.75		
16/02/2022	TRANSFER FROM CMC MARKETS STOC 19915421		2,669.03	16,808.78		

Maitland Super
Bank Statement Report

For The Period 01 July 2021 to 30 June 2022

Date	Description	Debit \$	Credit \$	Ledger Balance \$	Statement Balance \$	Variance \$
01/04/2022	ANZ INTERNET BANKING FUNDS TRANSFER TRANSFER 428326 TO 012012481411491 [ANZ INTERNET BANKING FUNDS TFER TRANSFER 428326 FROM 900636864 AFER]		10,530.00	27,338.78		
08/04/2022	DIVIDEND FROM CORONADO DIV AUF21/00801213 [System Matched Income Data]		9,731.61	37,070.39		
28/04/2022	SHARE TRADE WITHDRAWAL TO CMC MARKETS STOC C18874814	36,965.62		104.77		
21/06/2022	DIVIDEND FROM CORONADO DIV SPC22/00801382		15,282.76	15,387.53		
23/06/2022	SHARE TRADE WITHDRAWAL	15,301.95		85.58		
30/06/2022	CLOSING BALANCE			85.58		
		<u>271,884.07</u>	<u>270,712.93</u>			

Maitland Super Bank Statement Report

For The Period 01 July 2021 to 30 June 2022

Chart Code: 60400 / ANZ900636864

Account Name: ANZ V2 PLUS 9006-36864

BSB and Account Number: 013141 900636864

Opening Balance	-	Total Debits	+	Total Credits	=	Closing Balance	Data Feed Used
\$ 1,039.21		\$ 81,809.06		\$ 80,770.49		\$ 0.64	

Date	Description	Debit \$	Credit \$	Ledger Balance \$	Statement Balance \$	Variance \$
01/07/2021	Opening Balance			1,039.21		
16/07/2021	DIRECT CREDIT - CREDIT FROM CMC MARKETS STOC 16877831 MAITLAND SUPER XFER [SHARE TRADE WITHDRAWAL XFER TO CMC MARKETS STOC 16877830]		47,700.00	48,739.21		
19/07/2021	ANZ INTERNET BANKING BILLPAY BOARDROOM P/L #29 888779	48,380.00		359.21		
02/08/2021	ANZ INTERNET BANKING FUNDS TRANSFER CONTRIBUTION -Jon. TRANSFER 736037 FROM 498962732		1,683.00	2,042.21		
02/08/2021	WITHDRAWAL ANZ INTERNET BANKING PAYMENT 736059	1,070.00		972.21		
18/08/2021	ANZ INTERNET BANKING BILLPAY TAX OFFICE PAYMENTS 759527	869.00		103.21		
27/09/2021	WITHDRAWAL ANZ INTERNET BANKING PAYMENT 510002	30.00		73.21		
01/10/2021	QUARTERLY INTEREST		0.04	73.25		
04/10/2021	ANZ INTERNET BANKING FUNDS TRANSFER TRANSFER 886230 FROM 498962732 CONTRIBUTION - LINDA		3,090.91	3,164.16		
04/10/2021	ANZ INTERNET BANKING FUNDS TRANSFER TRANSFER 886181 FROM 498962732 CONTRIBUTION - JOHN		6,448.12	9,612.28		
04/10/2021	ANZ INTERNET BANKING BILLPAY TAX OFFICE PAYMENTS 441544	869.00		8,743.28		
01/01/2022	QUARTERLY INTEREST		0.12	8,743.40		
04/01/2022	ANZ INTERNET BANKING FUNDS TRANSFER TRANSFER 774746 FROM 498962732 CONTRIBUTION - LINDA		4,818.18	13,561.58		
04/01/2022	ANZ INTERNET BANKING FUNDS TRANSFER TRANSFER 774733 FROM 498962732		6,590.06	20,151.64		

Maitland Super
Bank Statement Report

For The Period 01 July 2021 to 30 June 2022

Date	Description	Debit \$	Credit \$	Ledger Balance \$	Statement Balance \$	Variance \$
	CONTRIBUTION - JOHN					
07/02/2022	ANZ INTERNET BANKING BILLPAY TAX OFFICE PAYMENTS 124019	3,213.00		16,938.64		
07/02/2022	ANZ INTERNET BANKING BILLPAY TAX OFFICE PAYMENTS 124004	4,948.06		11,990.58		
07/02/2022	ANZ INTERNET BANKING FUNDS TRANSFER TRANSFER 124023 TO 012012481411491 [ANZ INTERNET BANKING FUNDS TFER TRANSFER 124023 FROM 900636864 EFFECTIVE DATE 05 FEB 2022 XFER]	11,900.00		90.58		
01/04/2022	QUARTERLY INTEREST		0.29	90.87		
01/04/2022	ANZ INTERNET BANKING FUNDS TRANSFER TRANSFER 426307 FROM 498962732		1,500.00	1,590.87		
01/04/2022	CONTRIBUTION - JOHN ANZ INTERNET BANKING FUNDS TRANSFER TRANSFER 426684 FROM 498962732		2,000.00	3,590.87		
01/04/2022	CONTRIBUTION - LINDA ANZ INTERNET BANKING FUNDS TRANSFER TRANSFER 425454 FROM 498962732		2,670.88	6,261.75		
01/04/2022	CONTRIBUTION. JOHN ANZ INTERNET BANKING FUNDS TRANSFER TRANSFER 425941 FROM 498962732		4,268.89	10,530.64		
01/04/2022	CONTRIBUTION- LINDA ANZ INTERNET BANKING FUNDS TRANSFER TRANSFER 428326 TO 012012481411491 [ANZ INTERNET BANKING FUNDS TFER TRANSFER 428326 FROM 900636864 AFER]	10,530.00		0.64		
30/06/2022	CLOSING BALANCE			0.64		
		<u>81,809.06</u>	<u>80,770.49</u>			



ANZ CASH INVESTMENT ACCT STATEMENT

STATEMENT NUMBER 27
31 DECEMBER 2021 TO 30 JUNE 2022

MR JOHN MAITLAND
MRS LINDA MAITLAND
663 RINGWOOD-WARRANTYTE RD
RINGWOOD NORTH VIC 3134

WELCOME TO YOUR ANZ ACCOUNT AT A GLANCE

Account Details

SHARE INVESTING LIMITED
MAITLAND S/F

Branch Number (BSB)

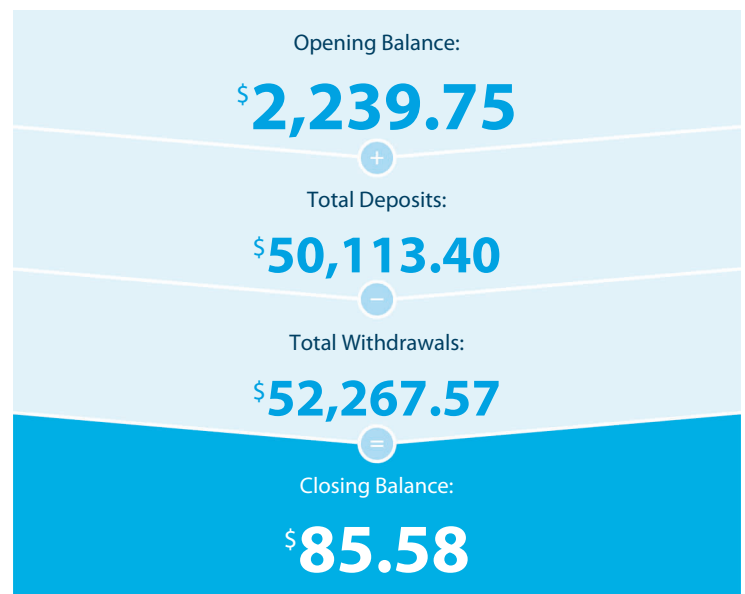
012-012

Account Number

4814-11491

Account Descriptor

TRUST ACCOUNT



NEED TO GET IN TOUCH?



ANZ Internet Banking
anz.com

OR



Enquiries: 133350
Lost/Stolen Cards: 1800 033 844

ANZ CASH INVESTMENT ACCT STATEMENT

Account Number 4814-11491

Transaction Details

Please retain this statement for taxation purposes

Date	Transaction Details	Withdrawals (\$)	Deposits (\$)	Balance (\$)
2021				
31 DEC	OPENING BALANCE			2,239.75
2022	ANZ INTERNET BANKING FUNDS TFER			
07 FEB	TRANSFER 124023 FROM 900636864 EFFECTIVE DATE 05 FEB 2022		11,900.00	14,139.75
16 FEB	TRANSFER FROM CMC MARKETS STOC 19915421		2,669.03	16,808.78
01 APR	ANZ INTERNET BANKING FUNDS TFER TRANSFER 428326 FROM 900636864		10,530.00	27,338.78
08 APR	DIVIDEND FROM CORONADO DIV AUF21/00801213		9,731.61	37,070.39
28 APR	SHARE TRADE WITHDRAWAL TO CMC MARKETS STOC C18874814	36,965.62		104.77
21 JUN	DIVIDEND FROM CORONADO DIV SPC22/00801382		15,282.76	15,387.53
23 JUN	SHARE TRADE WITHDRAWAL TO CMC MARKETS STOC C19510339	15,301.95		85.58
	TOTALS AT END OF PAGE	\$52,267.57	\$50,113.40	
	TOTALS AT END OF PERIOD	\$52,267.57	\$50,113.40	\$85.58

Yearly Summary

Previous Year to 30/06/2022 (\$)

Interest earned on deposits	0.10
-----------------------------	------

ANZ CASH INVESTMENT ACCT STATEMENT

Account Number 4814-11491

IMPORTANT INFORMATION

PLEASE CHECK THE ENTRIES AND CALL 13 13 14 REGARDING ANY ERRORS ON THIS STATEMENT.

All entries generated are subject to authorisation and verification, and if necessary, adjustments will appear on a later statement.

Further information in relation to this product (including details of benefits or fees and charges) is available on request and you can access this information by reviewing the Terms and Conditions, and Fees and Charges brochures which can be found at anz.com or by calling **13 13 14**.

If you have a complaint about an ANZ product or service, please contact us and we will try to resolve the issue as quickly as possible. Our customer complaints guide is available at <https://www.anz.com.au/support/contact-us/compliments-suggestions-complaints/>, alternatively you may wish to:

- Call**
- General enquiries **13 13 14**
- us:**
- If you're overseas **+61 3 9683 9999**
 - ANZ Complaint Resolution Team on **1800 805 154**
 - If you're deaf, hard of hearing and/or have a speech impairment, call **133 677** or visit the **National Relay Service** at:
<https://nrschat.nrscall.gov.au/nrs/internetrelay>

Write ANZ Complaint Resolution Team
to us: Locked Bag 4050,
South Melbourne VIC 3205
or **ANZ online complaints form:**
<https://www.anz.com.au/support/contact-us/compliments-suggestions-complaints/feedback/>

Visit At your nearest ANZ branch.
us: If you have a Relationship Manager, please feel free to contact them.

If an issue has not been resolved to your satisfaction, you can lodge a complaint with the Australian Financial Complaints Authority (**AFCA**). AFCA provides fair and independent financial services complaint resolution that is free to consumers.

Call: **1800 931 678** (free call within Australia), or **+61 1800 931 678** (International)

Write Australian Financial Complaints Authority Limited
to: GPO Box 3,
Melbourne VIC 3001

Online: Email: info@afca.org.au
Web: www.afca.org.au

ANZ CASH INVESTMENT ACCT STATEMENT

Account Number 4814-11491

Transaction Details

Please retain this statement for taxation purposes

Date	Transaction Details	Withdrawals (\$)	Deposits (\$)	Balance (\$)
2021				1,256.72
30 JUN	OPENING BALANCE			
14 JUL	TRANSFER FROM CMC MARKETS STOC C15333879		37,878.11	39,134.83
15 JUL	TRANSFER FROM CMC MARKETS STOC C15348148		8,570.74	47,705.57
16 JUL	SHARE TRADE WITHDRAWAL TO CMC MARKETS STOC 16877830	<i>XFER</i> 47,700.00		5.57
30 JUL	CREDIT INTEREST PAID		0.03	5.60
16 AUG	TRANSFER FROM CMC MARKETS STOC C15722104		122,365.25	122,370.85
18 AUG	SHARE TRADE WITHDRAWAL TO CMC MARKETS STOC C15758706	53,558.85		68,812.00
18 AUG	SHARE TRADE WITHDRAWAL TO CMC MARKETS STOC C15759545	68,555.33		256.67
31 AUG	CREDIT INTEREST PAID		0.07	256.74
21 SEP	TRANSFER FROM CMC MARKETS STOC C16225607		50,694.17	50,950.91
21 SEP	SHARE TRADE WITHDRAWAL TO CMC MARKETS STOC C16234183	49,802.32		1,148.59
01 OCT	TRANSFER FROM CMC MARKETS STOC C16375570		1,091.16	2,239.75
	TOTALS AT END OF PAGE	\$219,616.50	\$220,599.53	
	TOTALS AT END OF PERIOD	\$219,616.50	\$220,599.53	\$2,239.75

This Statement Includes

Interest earned on deposits	\$0.10
-----------------------------	--------

Fee Summary

Fees Charged for period: 01 JUL 2021 to 30 JUL 2021

Summary of ANZ Transaction Fees

Transaction Fees	Transactions		Fee Per Transaction (\$)	Total Charge (\$)
	Total	Free Additional		
EFTPOS/PHONE BANKING WDL	1.00	1.00	0.50	0.00
Total Transaction Fees Charged				\$0.00

Please note: Overseas transaction fees, overseas ATM fees and non ANZ ATM operator fees not included

Please note: Your fee cycle may not always reconcile with your statement cycle. This statement date ends on 31/12/21 and the monthly fee cycle, as appears above, ended on 30/07/21.

ANZ CASH INVESTMENT ACCT STATEMENT

Account Number 4814-11491

Transaction Details

Please retain this statement for taxation purposes

Date	Transaction Details	Withdrawals (\$)	Deposits (\$)	Balance (\$)
2021				
31 DEC	OPENING BALANCE			2,239.75
2022				
07 FEB	ANZ INTERNET BANKING FUNDS TFER TRANSFER 124023 FROM 900636864 EFFECTIVE DATE 05 FEB 2022	<i>XFER</i>	11,900.00	14,139.75
16 FEB	TRANSFER FROM CMC MARKETS STOC 19915421		2,669.03	16,808.78
01 APR	ANZ INTERNET BANKING FUNDS TFER TRANSFER 428326 FROM 900636864	<i>XFER</i>	10,530.00	27,338.78
08 APR	DIVIDEND FROM CORONADO DIV AUF21/00801213		9,731.61	37,070.39
28 APR	SHARE TRADE WITHDRAWAL TO CMC MARKETS STOC C18874814	36,965.62		104.77
21 JUN	DIVIDEND FROM CORONADO DIV SPC22/00801382		15,282.76	15,387.53
23 JUN	SHARE TRADE WITHDRAWAL TO CMC MARKETS STOC C19510339	15,301.95		85.58
	TOTALS AT END OF PAGE	\$52,267.57	\$50,113.40	
	TOTALS AT END OF PERIOD	\$52,267.57	\$50,113.40	\$85.58

Yearly Summary

Previous Year to 30/06/2022 (\$)

Interest earned on deposits	0.10
-----------------------------	------



ANZ V2 PLUS STATEMENT

STATEMENT NUMBER 78

01 JANUARY 2022 TO 30 JUNE 2022

MAITLAND SUPER
MR & MRS J A MAITLAND
663 RINGWOOD-WARRANTYTE RD
RINGWOOD NORTH VIC 3134

WELCOME TO YOUR ANZ ACCOUNT AT A GLANCE

Account Details

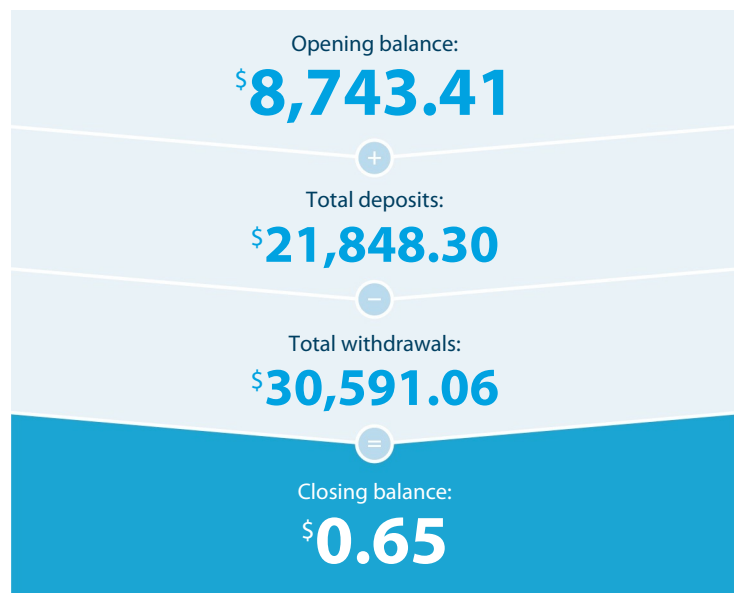
JOHN ALBERT REX MAITLAND &
LINDA MAITLAND ATF MAITLAND
SUPER

Branch Number (BSB)

013-141

Account Number

9006-36864



Notice something different?

Welcome to your new look statement. You can find out more here anz.com/yourstatement

If you haven't already switched off paper for your ANZ V2 PLUS statement, follow the link above to find out how.

NEED TO GET IN TOUCH?

 Enquiries: 13 28 33 Lost/Stolen Cards: 1800 033 844 Fax: 1800 671 800	OR	 ANZ Internet Banking www.anz.com	OR	 V2 PLUS Service Centre Locked Bag 3000, Collins St West MELBOURNE VIC 8007
---	----	--	----	--

ANZ V2 PLUS STATEMENT

Account Number: 9006-36864

Transaction Details

Please retain this statement for taxation purposes

Date	Transaction Details	Withdrawals (\$)	Deposits (\$)	Balance (\$)
2022				
01 JAN	OPENING BALANCE			8,743.41
04 JAN	ANZ INTERNET BANKING FUNDS TRANSFER TRANSFER 774746 FROM 498962732		4,818.18	13,561.59
04 JAN	ANZ INTERNET BANKING FUNDS TRANSFER TRANSFER 774733 FROM 498962732		6,590.06	20,151.65
07 FEB	ANZ INTERNET BANKING BILLPAY TAX OFFICE PAYMENTS 124019	3,213.00		16,938.65
07 FEB	ANZ INTERNET BANKING BILLPAY TAX OFFICE PAYMENTS 124004	4,948.06		11,990.59
07 FEB	ANZ INTERNET BANKING FUNDS TRANSFER TRANSFER 124023 TO 012012481411491	11,900.00		90.59
01 APR	QUARTERLY INTEREST		0.29	90.88
01 APR	ANZ INTERNET BANKING FUNDS TRANSFER TRANSFER 426307 FROM 498962732		1,500.00	1,590.88
01 APR	ANZ INTERNET BANKING FUNDS TRANSFER TRANSFER 426684 FROM 498962732		2,000.00	3,590.88
01 APR	ANZ INTERNET BANKING FUNDS TRANSFER TRANSFER 425454 FROM 498962732		2,670.88	6,261.76
01 APR	ANZ INTERNET BANKING FUNDS TRANSFER TRANSFER 425941 FROM 498962732		4,268.89	10,530.65
01 APR	ANZ INTERNET BANKING FUNDS TRANSFER TRANSFER 428326 TO 012012481411491	10,530.00		0.65
	TOTALS AT END OF PAGE	\$30,591.06	\$21,848.30	
	TOTALS AT END OF PERIOD	\$30,591.06	\$21,848.30	\$0.65

This Statement Includes

Interest Paid	\$0.29
---------------	--------

Yearly Summary

Financial Year to 30/06

Interest Paid	\$0.46
---------------	--------

Interest rate at date of statement issue .01% p.a

How to read this statement: This statement covers transactions on your account for the quarter ending 30 June 2022.

Interest shown as paid on 1 July 2022 will be reported to the Australian Taxation Office for the 2023 income year.

If you have any difficulty reading this statement please contact the V2 PLUS Service Centre 13 28 33.

ANZ V2 PLUS STATEMENT

Account Number: 9006-36864

IMPORTANT INFORMATION

PLEASE CHECK THE ENTRIES AND CALL 13 28 33 REGARDING ANY ERRORS ON THIS STATEMENT.

All entries generated are subject to authorisation and verification, and if necessary, adjustments will appear on a later statement.

Further information in relation to this product (including details of benefits or fees and charges) is available on request and you can access this information by reviewing the Terms and Conditions, and Fees and Charges brochures which can be found at anz.com or by calling **13 13 14**.

If you have a complaint about an ANZ product or service, please contact us and we will try to resolve the issue as quickly as possible. Our customer complaints guide is available at <https://www.anz.com.au/support/contact-us/compliments-suggestions-complaints/>, alternatively you may wish to:

- | | | | | | |
|-----------------|--|--------------------|---|------------------|--|
| Call us: | <ul style="list-style-type: none">• General enquiries 13 13 14• If you're overseas +61 3 9683 9999• ANZ Complaint Resolution Team on 1800 805 154• If you're deaf, hard of hearing and/or have a speech impairment, call 133 677 or visit the National Relay Service at:
https://nrschat.nrsccall.gov.au/nrs/internetrelay | Write to us | ANZ Complaint Resolution Team
Locked Bag 4050,
South Melbourne VIC 3205
or ANZ online complaints form:
https://www.anz.com.au/support/contact-us/compliments-suggestions-complaints/feedback/ | Visit us: | At your nearest ANZ branch.
If you have a Relationship Manager, please feel free to contact them. |
|-----------------|--|--------------------|---|------------------|--|

If an issue has not been resolved to your satisfaction, you can lodge a complaint with the Australian Financial Complaints Authority (AFCA). AFCA provides fair and independent financial services complaint resolution that is free to consumers.

- | | | | |
|----------------|--|------------------|--|
| Call: | 1800 931 678 (free call within Australia),
or +61 1800 931 678 (International) | Write to: | Australian Financial Complaints Authority Limited
GPO Box 3,
Melbourne VIC 3001 |
| Online: | Email: info@afca.org.au
Web: www.afca.org.au | | |



ANZ V2 PLUS STATEMENT

Account Number: 9006-36864

Transaction Details

Please retain this statement for taxation purposes

Date	Transaction Details	Withdrawals (\$)	Deposits (\$)	Balance (\$)
2021				
01 JUL	OPENING BALANCE			1,039.22
16 JUL	DIRECT CREDIT - CREDIT FROM CMC MARKETS STOC 16877831 MAITLAND SUPER	<i>XFER</i>	47,700.00	48,739.22
19 JUL	ANZ INTERNET BANKING BILLPAY BOARDROOM P/L #29 888779	48,380.00	<i>BUY RFX SHARES</i>	359.22
02 AUG	ANZ INTERNET BANKING FUNDS TRANSFER TRANSFER 736037 FROM 498962732		<i>CONTRIBUTION - JOHN</i> 1,683.00	2,042.22
02 AUG	WITHDRAWAL ANZ INTERNET BANKING PAYMENT 736059	1,070.00	<i>ANNUAL ADMIN FEE</i>	972.22
18 AUG	ANZ INTERNET BANKING BILLPAY TAX OFFICE PAYMENTS 759527	869.00		103.22
27 SEP	WITHDRAWAL ANZ INTERNET BANKING PAYMENT 510002	30.00	<i>ANNUAL ADMIN FEE PT2</i>	73.22
01 OCT	QUARTERLY INTEREST		0.04	73.26
04 OCT	ANZ INTERNET BANKING FUNDS TRANSFER TRANSFER 886230 FROM 498962732		<i>CONTRIBUTION - LINDA</i> 3,090.91	3,164.17
04 OCT	ANZ INTERNET BANKING FUNDS TRANSFER TRANSFER 886181 FROM 498962732		<i>CONTRIBUTION - JOHN</i> 6,448.12	9,612.29
04 OCT	ANZ INTERNET BANKING BILLPAY TAX OFFICE PAYMENTS 441544	869.00		8,743.29
2022				
01 JAN	QUARTERLY INTEREST		0.12	8,743.41
TOTALS AT END OF PAGE		\$51,218.00	\$58,922.19	
TOTALS AT END OF PERIOD		\$51,218.00	\$58,922.19	\$8,743.41

This Statement Includes

Interest Paid	\$0.16
---------------	--------

Interest rate at date of statement issue .01% p.a

Save on ATM fees while you travel with ANZ.

As an ANZ customer you won't pay an overseas ATM transaction fee when you use

an ANZ branded ATM to withdraw cash from this ANZ account while overseas.

You'll find ANZ ATMs in various locations throughout the Asia Pacific region.

See the ANZ Personal Banking Account Fees and Charges booklet for more information.

ANZ V2 PLUS STATEMENT

Account Number: 9006-36864

Transaction Details

Please retain this statement for taxation purposes

Date	Transaction Details	Withdrawals (\$)	Deposits (\$)	Balance (\$)
2022				8,743.41
01 JAN	OPENING BALANCE			
04 JAN	ANZ INTERNET BANKING FUNDS TRANSFER TRANSFER 774746 FROM 498962732		CONTRIBUTION - LINDA 4,818.18	13,561.59
04 JAN	ANZ INTERNET BANKING FUNDS TRANSFER TRANSFER 774733 FROM 498962732		CONTRIBUTION - JOHN 6,590.06	20,151.65
07 FEB	ANZ INTERNET BANKING BILLPAY TAX OFFICE PAYMENTS 124019	3,213.00		16,938.65
07 FEB	ANZ INTERNET BANKING BILLPAY TAX OFFICE PAYMENTS 124004	4,948.06		11,990.59
07 FEB	ANZ INTERNET BANKING FUNDS TRANSFER TRANSFER 124023 TO 012012481411491	11,900.00	XFER	90.59
01 APR	QUARTERLY INTEREST		0.29	90.88
01 APR	ANZ INTERNET BANKING FUNDS TRANSFER TRANSFER 426307 FROM 498962732		CONTRIBUTION - JOHN 1,500.00	1,590.88
01 APR	ANZ INTERNET BANKING FUNDS TRANSFER TRANSFER 426684 FROM 498962732		CONTRIBUTION - LINDA 2,000.00	3,590.88
01 APR	ANZ INTERNET BANKING FUNDS TRANSFER TRANSFER 425454 FROM 498962732		CONTRIBUTION - JOHN 2,670.88	6,261.76
01 APR	ANZ INTERNET BANKING FUNDS TRANSFER TRANSFER 425941 FROM 498962732		CONTRIBUTION - LINDA 4,268.89	10,530.65
01 APR	ANZ INTERNET BANKING FUNDS TRANSFER TRANSFER 428326 TO 012012481411491	10,530.00	XFER	0.65
	TOTALS AT END OF PAGE	\$30,591.06	\$21,848.30	
	TOTALS AT END OF PERIOD	\$30,591.06	\$21,848.30	\$0.65

This Statement Includes

Interest Paid	\$0.29
---------------	--------

Yearly Summary

Financial Year to 30/06

Interest Paid	\$0.46
---------------	--------

Interest rate at date of statement issue .01% p.a

How to read this statement: This statement covers transactions on your account for the quarter ending 30 June 2022.

Interest shown as paid on 1 July 2022 will be reported to the Australian Taxation Office for the 2023 income year.

If you have any difficulty reading this statement please contact the V2 PLUS Service Centre 13 28 33.

77600 - Shares in Listed Companies (Australian)

2022 Financial Year

Preparer Mc Ren Sotto

Reviewer Steven Lee

Status Completed

Account Code	Description	CY Units	CY Balance	LY Units	LY Balance	Change
ADT.AX	Adriatic Metals Plc	167456.000000	\$326,539.20	167456.000000	\$398,545.28	(18.07)%
AMI.AX	Aurelia Metals Limited	0.000000		450000.000000	\$184,500.00	100%
CRN.AX	Coronado Global Resources Inc.	140700.000000	\$232,858.50			100%
MLX.AX	Metals X Limited	0.000000		145000.000000	\$31,175.00	100%
RFX.AX	Redflow Limited	820855.000000	\$32,834.20	855.000000	\$49.59	66111.33%
RFXN.AX	Redflow Limited - Rights	0.000000				0%
	TOTAL	CY Units	CY Balance	LY Units	LY Balance	
		1129011.000000	\$592,231.90	763311.000000	\$614,269.87	

Supporting Documents

- Investment Movement Report [Report](#)
- Balance Review Report [Report](#)
- Share_Holdings_EOFY_Report_2022.pdf

Standard Checklist

- Attach Balance Review Report
- Attach copies of HIN/SRN or Chess Statements, Broker Statements, Contract Notes Corporate Action documentation and any other relevant Source Documentation
- Attach Investment Movement Report
- Ensure all Investments are valued correctly at June 30
- Ensure the investment is in accordance with the Fund's investment strategy

Maitland Super
Balance Review Report

As at 30 June 2022

Investment Code	Investment Name	Holding Reference	Third Party Data			BGL Ledger	Variance
			Data Feed Provider	Balance Date	Balance Amount	Balance	
60400	Bank Accounts						
ANZ481411491	ANZ Cash Investment Acct 4814-11491					85.58	
ANZ900636864	ANZ V2 PLUS 9006-36864					0.64	
77600	Shares in Listed Companies (Australian)						
ADT.AX	Adriatic Metals Plc				Setup	167,456.0000	167,456.0000
CRN.AX	Coronado Global Resources Inc.				Setup	140,700.0000	140,700.0000
RFX.AX	Redflow Limited				Setup	820,855.0000	820,855.0000
77700	Shares in Listed Companies (Overseas)						
SHSAAFCA	Alphamin Resources Corp.					81,000.0000	

Maitland Super Investment Movement Report

As at 30 June 2022

Investment	Opening Balance		Additions		Disposals			Closing Balance		
	Units	Cost	Units	Cost	Units	Cost	Accounting Profit/(Loss)	Units	Cost	Market Value
Bank Accounts										
ANZ Cash Investment Acct 4814-11491		1,256.72		270,712.93		(271,884.07)			85.58	85.58
ANZ V2 PLUS 9006-36864		1,039.21		80,770.49		(81,809.06)			0.64	0.64
		2,295.93		351,483.42		(353,693.13)			86.22	86.22
Shares in Listed Companies (Australian)										
ADT.AX - Adriatic Metals Plc	167,456.00	174,483.96						167,456.00	174,483.96	326,539.20
AMI.AX - Aurelia Metals Limited	450,000.00	189,418.29			(450,000.00)	(189,418.29)	(20,604.19)		0.00	
CRN.AX - Coronado Global Resources Inc.			140,700.00	174,381.75				140,700.00	174,381.75	232,858.50
MLX.AX - Metals X Limited	145,000.00	29,757.70			(145,000.00)	(29,757.70)	20,936.47		0.00	
RFX.AX - Redflow Limited	855.00	179.55	820,000.00	48,380.00				820,855.00	48,559.55	32,834.20
RFXN.AX - Redflow Limited - Rights			213.00		(213.00)	0.00			0.00	
		393,839.50		222,761.75		(219,175.99)	332.28		397,425.26	592,231.90
Shares in Listed Companies (Overseas)										
SHSAAFMC - Alphamin Resources Corp.	24,000.00	16,466.99	57,000.00	49,802.32				81,000.00	66,269.31	75,702.60

Maitland Super Investment Movement Report

As at 30 June 2022

Investment	Opening Balance		Additions		Disposals			Closing Balance		Market Value
	Units	Cost	Units	Cost	Units	Cost	Accounting Profit/(Loss)	Units	Cost	
		16,466.99		49,802.32					66,269.31	75,702.60
Shares in Unlisted Companies (Australian)										
SHSACOWU - Cowan Lithium Limited	6,006.00	1,286.36			(6,006.00)	(1,286.36)	(195.20)		0.00	
		1,286.36				(1,286.36)	(195.20)		0.00	
		413,888.78		624,047.49		(574,155.48)	137.08		463,780.79	668,020.72



SHARE INVESTING

MR JOHN MAITLAND + MRS LINDA MAITLAND <MAITLAND S/F A/C>

663 RINGWOOD-WARRANTYTE ROAD

RINGWOOD NORTH VIC 3134

AUSTRALIA

Trading Account Statement

Period: 01/07/2021 - 30/06/2022

Trading Account Number: 3181033

Date	Reference	Description	Debit	Credit	Balance
01/07/2021		Open Balance			0.00
12/07/2021	15333879	Sold 81548 AMI @ 0.4650		37,878.11	37,878.11Cr
13/07/2021	15348148	Sold 18452 AMI @ 0.4650		8,570.74	46,448.85Cr
14/07/2021	11085602	Dep ANZCIA 012-012 481411491 15333879	37,878.11		8,570.74Cr
15/07/2021	11093498	Dep ANZCIA 012-012 481411491 15348148	8,570.74		0.00
16/07/2021	14540089	Wdl ANZCIA 012-012 481411491 TRANSFER TO NOM AC		47,700.00	47,700.00Cr
16/07/2021	11103174	DE: 013-141 900636864	47,700.00		0.00
12/08/2021	15722104	Sold 350000 AMI @ 0.3500		122,365.25	122,365.25Cr
16/08/2021	11277371	Dep ANZCIA 012-012 481411491 15722104	122,365.25		0.00
16/08/2021	15758706	Bght 50000 CRN @ 1.0700	53,558.85		53,558.85
16/08/2021	15759545	Bght 64000 CRN @ 1.0700	68,555.33		122,114.18
18/08/2021	14859947	Wdl ANZCIA 012-012 481411491 15758706		53,558.85	68,555.33
18/08/2021	14859948	Wdl ANZCIA 012-012 481411491 15759545		68,555.33	0.00
17/09/2021	16225607	Sold 145000 MLX @ 0.3500		50,694.17	50,694.17Cr
20/09/2021	16234183	Bght 57000 AFM:CA @ 0.8686	49,802.32		891.85Cr
21/09/2021	11524444	Dep ANZCIA 012-012 481411491 16225607	50,694.17		49,802.32
21/09/2021	15248679	Wdl ANZCIA 012-012 481411491 16234183		49,802.32	0.00
29/09/2021	16375570	Sold 6006 MM1 @ 0.1850		1,091.16	1,091.16Cr
01/10/2021	11606951	Dep ANZCIA 012-012 481411491 16375570	1,091.16		0.00
16/02/2022	1334439	JNL1334439 AFM:CA Int'l Div Ex:03/02/22		2,669.03	2,669.03Cr
16/02/2022	12472138	Dep ANZCIA 012-012 481411491	2,669.03		0.00
26/04/2022	18874814	Bght 17500 CRN @ 2.1100	36,965.62		36,965.62
28/04/2022	17394307	Wdl ANZCIA 012-012 481411491 18874814		36,965.62	0.00
21/06/2022	19510339	Bght 9200 CRN @ 1.6600	15,301.95		15,301.95
23/06/2022	17911443	Wdl ANZCIA 012-012 481411491 19510339		15,301.95	0.00
Total			495,152.530	495,152.530	

While every effort has been made to provide you with an accurate transaction summary, we give no warranty of accuracy or reliability and take no responsibility for any errors or omissions including by negligence. You should confirm the information, holdings and valuations contained herein. All prices and values are denominated in AUD unless otherwise indicated. The ANZ Share Investing service is provided by CMC Markets Stockbroking Limited (ABN 69 081 002 851, AFSL 246381), a Participant of the ASX Group (CMC Markets Stockbroking), SSX (Sydney Stock Exchange) and Cboe (Cboe Australia) at the request of Australia and New Zealand Banking Group Limited ABN 11 005 357 522.

Page 1 of 6

Generated : 07/08/2022 01:16 PM



SHARE INVESTING

MR JOHN MAITLAND + MRS LINDA MAITLAND <MAITLAND S/F A/C>
663 RINGWOOD-WARRANTYTE ROAD
RINGWOOD NORTH VIC 3134
AUSTRALIA

Confirmations

Period: 01/07/2021 - 30/06/2022
Trading Account Number: 3181033

Code	Confirmation No.	Type	Trade Date	Settlement Date	Price	Quantity	Brokerage	GST	Other fees	Consideration
AMI	15333879	Sell	12/07/2021	14/07/2021	0.465	81548	37.92	3.79	0.00	37,878.11
AMI	15348148	Sell	13/07/2021	15/07/2021	0.465	18452	8.58	0.86	0.00	8,570.74
AMI	15722104	Sell	12/08/2021	16/08/2021	0.350	350000	122.50	12.25	0.00	122,365.25
CRN	15758706	Buy	16/08/2021	18/08/2021	1.070	50000	53.50	5.35	0.00	53,558.85
CRN	15759545	Buy	16/08/2021	18/08/2021	1.070	64000	68.48	6.85	0.00	68,555.33
MLX	16225607	Sell	17/09/2021	21/09/2021	0.350	145000	50.75	5.08	0.00	50,694.17
AFM:CA	16234183	Buy	20/09/2021	21/09/2021	0.869	57000	292.12	0.00	0.00	49,802.32
Av Price:0.8000 CAD. Rate:1.085776. Exch Fees:0										
MM1	16375570	Sell	29/09/2021	01/10/2021	0.185	6006	18.14	1.81	0.00	1,091.16
CRN	18874814	Buy	26/04/2022	28/04/2022	2.110	17500	36.93	3.69	0.00	36,965.62
CRN	19510339	Buy	21/06/2022	23/06/2022	1.660	9200	27.23	2.72	0.00	15,301.95

While every effort has been made to provide you with an accurate transaction summary, we give no warranty of accuracy or reliability and take no responsibility for any errors or omissions including by negligence. You should confirm the information, holdings and valuations contained herein. All prices and values are denominated in AUD unless otherwise indicated. The ANZ Share Investing service is provided by CMC Markets Stockbroking Limited (ABN 69 081 002 851, AFSL 246381), a Participant of the ASX Group (CMC Markets Stockbroking), SSX (Sydney Stock Exchange) and Cboe (Cboe Australia) at the request of Australia and New Zealand Banking Group Limited ABN 11 005 357 522.



SHARE INVESTING

MR JOHN MAITLAND + MRS LINDA MAITLAND <MAITLAND S/F A/C>

663 RINGWOOD-WARRANTYTE ROAD

RINGWOOD NORTH VIC 3134

AUSTRALIA

Holdings

At close of business: 30/06/2022

Trading Account Number: 3181033

Code	Company Name	Closing Price	FX Rate	Quantity	Value
ADT	ADRIATIC METALS PLC	1.950		167,456	326,539.200
AFM:CA	ALPHAMIN RESOURCES CORP.	0.830 CAD	1.119	81,000	75,706.358
CRN	CORONADO GLOBAL RESOURCES INC.	1.655		140,700	232,858.500
RFX	REDFLOW LIMITED	0.040		820,855	32,834.200
Total					667,938.258

While every effort has been made to provide you with an accurate transaction summary, we give no warranty of accuracy or reliability and take no responsibility for any errors or omissions including by negligence. You should confirm the information, holdings and valuations contained herein. All prices and values are denominated in AUD unless otherwise indicated. The ANZ Share Investing service is provided by CMC Markets Stockbroking Limited (ABN 69 081 002 851, AFSL 246381), a Participant of the ASX Group (CMC Markets Stockbroking), SSX (Sydney Stock Exchange) and Cboe (Cboe Australia) at the request of Australia and New Zealand Banking Group Limited ABN 11 005 357 522.

Page 3 of 6

Generated : 07/08/2022 01:16 PM



SHARE INVESTING

MR JOHN MAITLAND + MRS LINDA MAITLAND <MAITLAND S/F A/C>

663 RINGWOOD-WARRANTYTE ROAD

RINGWOOD NORTH VIC 3134

AUSTRALIA

International Dividends

Period: 01/07/2021 - 30/06/2022

Trading Account Number: 3181033

Code	Pay Date	Ex Date	Holdings at Ex Date	Gross Amount Per Share	Gross Amount	Fees	Tax Withheld	Net Amount	FX Rate	Net Amount (AUD)
AFM:CA	16/02/2022	03/02/2022	81,000.00	0.0299991	CAD 2,430.00	CAD 0.00	CAD 0.00	CAD 2,430.00	0.91044	2,669.03
Total										2,669.03

While every effort has been made to provide you with an accurate transaction summary, we give no warranty of accuracy or reliability and take no responsibility for any errors or omissions including by negligence. You should confirm the information, holdings and valuations contained herein. All prices and values are denominated in AUD unless otherwise indicated. The ANZ Share Investing service is provided by CMC Markets Stockbroking Limited (ABN 69 081 002 851, AFSL 246381), a Participant of the ASX Group (CMC Markets Stockbroking), SSX (Sydney Stock Exchange) and Cboe (Cboe Australia) at the request of Australia and New Zealand Banking Group Limited ABN 11 005 357 522.



Statement Glossary

Trading Account Statement

The Trading Account Statement displays all transactions processed through the trading account during the reporting period. This may include trade transactions (buying and selling shares) as well as cash movements for settling trades. All prices and values are denominated in AUD unless otherwise indicated.

Date	The date the transaction was processed
Reference	A unique reference number for the transaction
Description	A brief description of the transaction
Debit	Amount debited from the trading account
Credit	Amount credited to the trading account
Balance	A running balance of the trading account

Confirmations

The Confirmations statement lists all equity trade confirmations recorded on the trading account during the reporting period. This is a summary of the information provided to you through email or printed trade confirmations issued on the day of the trade. All prices and values are denominated in AUD unless otherwise indicated.

Code	The instrument code traded
Confirmation No	The unique confirmation reference number
Type	Indicates if the transaction was a Buy or Sell
Trade Date	The date the trade was recorded
Settlement Date	The date the transaction was due to settle. This will usually, but not always, be 2 business day after the trade date
Price	The average price at which the shares were bought or sold
Quantity	The number of shares bought or sold
Brokerage	The brokerage charged for the transaction (excluding GST)
GST	The GST charged for the transaction for brokerage and any other fees
Other Fees	Any other fees related to the transaction (excluding GST). This may include stamp duty, postage fees, or exchange fees. Please refer to your original confirmation for full details
Consideration	The consideration paid (for buys) or received (for sells) net of brokerage, fees, and GST
Foreign Exchange	For confirmations related to international shares, the foreign exchange rate and price in local currency is displayed

Holdings

The Holdings statement displays all equity positions held at the end of the reporting period.

Code	The instrument code
Company Name	The name of the company or instrument
Closing Price	The price as at market close on the last trading day of the reporting period
FX Rate	The foreign exchange rate applied to international holdings
Quantity	The notional number of shares held. This will include any pending buy transactions, and exclude any pending sell transactions
Value	The value, in AUD, of the holding at the end of the reporting period. So Closing Price x Quantity (x FX rate for international holdings)



Statement Glossary

International Dividends

The International Dividends Statement lists all dividends paid from international shares during the reporting period. All prices and values are denominated in AUD unless otherwise indicated.

Code	The instrument code
Pay Date	The date the dividend was paid to you
Ex Date	The date after which a security will trade without the dividend. You must hold the security on this date to be entitled to the dividend
Holdings at Ex Date	The number of shares you held on the ex date
Gross Amount Per Share	The amount paid by the company per share held
Gross Amount	The gross amount paid, being Amount per Share x Holdings at ex date
Fees	Custodial Fees charged by our custodian
Tax Withheld	The amount of tax withheld from the dividend. In some cases for US Shares you may be eligible for a reduced rate of withholding tax. See the trading platform under Support US Tax Form for more details
Net Amount	The net amount paid after tax has been withheld in the local currency of the instrument
FX Rate	The foreign exchange rate applied to the dividend payment
Net Amount (AUD)	The net amount in AUD paid into your account

77700 - Shares in Listed Companies (Overseas)

2022 Financial Year

Preparer Mc Ren Sotto

Reviewer Steven Lee

Status Completed

Account Code	Description	CY Units	CY Balance	LY Units	LY Balance	Change
SHSAAFCA	Alphamin Resources Corp.	81000.000000	\$75,702.60	24000.000000	\$18,334.18	312.9%
TOTAL		CY Units	CY Balance	LY Units	LY Balance	
		81000.000000	\$75,702.60	24000.000000	\$18,334.18	

Supporting Documents

◦ Investment Movement Report [Report](#)

Standard Checklist

- Attach copies of Statements and Source Documentation
- Attach Investment Movement Report
- Ensure all Investments are valued at June 30 in Australian Dollars
- Ensure the investment is in accordance with the Fund's investment strategy
- Ensure the investment is in accordance with the SIS Act

Maitland Super Investment Movement Report

As at 30 June 2022

Investment	Opening Balance		Additions		Disposals			Closing Balance		
	Units	Cost	Units	Cost	Units	Cost	Accounting Profit/(Loss)	Units	Cost	Market Value
Bank Accounts										
ANZ Cash Investment Acct 4814-11491		1,256.72		270,712.93		(271,884.07)			85.58	85.58
ANZ V2 PLUS 9006-36864		1,039.21		80,770.49		(81,809.06)			0.64	0.64
		2,295.93		351,483.42		(353,693.13)			86.22	86.22
Shares in Listed Companies (Australian)										
ADT.AX - Adriatic Metals Plc	167,456.00	174,483.96						167,456.00	174,483.96	326,539.20
AMI.AX - Aurelia Metals Limited	450,000.00	189,418.29			(450,000.00)	(189,418.29)	(20,604.19)		0.00	
CRN.AX - Coronado Global Resources Inc.			140,700.00	174,381.75				140,700.00	174,381.75	232,858.50
MLX.AX - Metals X Limited	145,000.00	29,757.70			(145,000.00)	(29,757.70)	20,936.47		0.00	
RFX.AX - Redflow Limited	855.00	179.55	820,000.00	48,380.00				820,855.00	48,559.55	32,834.20
RFXN.AX - Redflow Limited - Rights			213.00		(213.00)	0.00			0.00	
		393,839.50		222,761.75		(219,175.99)	332.28		397,425.26	592,231.90
Shares in Listed Companies (Overseas)										
SHSAAFMC - Alphamin Resources Corp.	24,000.00	16,466.99	57,000.00	49,802.32				81,000.00	66,269.31	75,702.60

Maitland Super Investment Movement Report

As at 30 June 2022

Investment	Opening Balance		Additions		Disposals			Closing Balance		Market Value
	Units	Cost	Units	Cost	Units	Cost	Accounting Profit/(Loss)	Units	Cost	
		16,466.99		49,802.32					66,269.31	75,702.60
Shares in Unlisted Companies (Australian)										
SHSACOWU - Cowan Lithium Limited	6,006.00	1,286.36			(6,006.00)	(1,286.36)	(195.20)		0.00	
		1,286.36				(1,286.36)	(195.20)		0.00	
		413,888.78		624,047.49		(574,155.48)	137.08		463,780.79	668,020.72

77800 - Shares in Unlisted Companies (Australian)

2022 Financial Year

Preparer Mc Ren Sotto

Reviewer Steven Lee

Status Ready for Review

Account Code	Description	CY Units	CY Balance	LY Units	LY Balance	Change
SHSACOWU	Cowan Lithium Limited	0.000000		6006.000000	\$1,271.90	100%
TOTAL		CY Units	CY Balance	LY Units	LY Balance	
		0.000000		6006.000000	\$1,271.90	

Supporting Documents

◦ Investment Movement Report [Report](#)

Standard Checklist

- Attach copies of Statements and Source Documentation
- Attach Investment Movement Report
- Ensure all Investments are valued correctly at June 30
- Ensure the investment is in accordance with the Fund's investment strategy
- Ensure the investment is in accordance with the SIS Act

Maitland Super Investment Movement Report

As at 30 June 2022

Investment	Opening Balance		Additions		Disposals			Closing Balance		
	Units	Cost	Units	Cost	Units	Cost	Accounting Profit/(Loss)	Units	Cost	Market Value
Bank Accounts										
ANZ Cash Investment Acct 4814-11491		1,256.72		270,712.93		(271,884.07)			85.58	85.58
ANZ V2 PLUS 9006-36864		1,039.21		80,770.49		(81,809.06)			0.64	0.64
		2,295.93		351,483.42		(353,693.13)			86.22	86.22
Shares in Listed Companies (Australian)										
ADT.AX - Adriatic Metals Plc	167,456.00	174,483.96						167,456.00	174,483.96	326,539.20
AMI.AX - Aurelia Metals Limited	450,000.00	189,418.29			(450,000.00)	(189,418.29)	(20,604.19)		0.00	
CRN.AX - Coronado Global Resources Inc.			140,700.00	174,381.75				140,700.00	174,381.75	232,858.50
MLX.AX - Metals X Limited	145,000.00	29,757.70			(145,000.00)	(29,757.70)	20,936.47		0.00	
RFX.AX - Redflow Limited	855.00	179.55	820,000.00	48,380.00				820,855.00	48,559.55	32,834.20
RFXN.AX - Redflow Limited - Rights			213.00		(213.00)	0.00			0.00	
		393,839.50		222,761.75		(219,175.99)	332.28		397,425.26	592,231.90
Shares in Listed Companies (Overseas)										
SHSAAFMC - Alphamin Resources Corp.	24,000.00	16,466.99	57,000.00	49,802.32				81,000.00	66,269.31	75,702.60

Maitland Super Investment Movement Report

As at 30 June 2022

Investment	Opening Balance		Additions		Disposals			Closing Balance		Market Value
	Units	Cost	Units	Cost	Units	Cost	Accounting Profit/(Loss)	Units	Cost	
		16,466.99		49,802.32					66,269.31	75,702.60
Shares in Unlisted Companies (Australian)										
SHSACOWU - Cowan Lithium Limited	6,006.00	1,286.36			(6,006.00)	(1,286.36)	(195.20)		0.00	
		1,286.36				(1,286.36)	(195.20)		0.00	
		413,888.78		624,047.49		(574,155.48)	137.08		463,780.79	668,020.72

85000 - Income Tax Payable/Refundable

2022 Financial Year

Preparer Mc Ren Sotto

Reviewer Steven Lee

Status Ready for Review

Account Code	Description	CY Balance	LY Balance	Change
85000	Income Tax Payable/Refundable	\$3,407.33	(\$4,689.06)	(172.67)%
TOTAL		CY Balance	LY Balance	
		\$3,407.33	(\$4,689.06)	

Supporting Documents

- Exempt Pension Reconciliation [Report](#)
- Statement of Taxable Income [Report](#)
- Non Deductible Expense Reconciliation [Report](#)
- Tax Reconciliation Report [Report](#)
- ATO_Income Tax.pdf

Standard Checklist

- Attach Actuarial Certificate (if applicable)
- Attach any other Tax reconciliations
- Attach copy of Exempt Pension Reconciliation (if applicable)
- Attach copy of Non Deductible Expense Reconciliation (if applicable)
- Attach copy of Statement of Taxable Income
- Attach copy of Tax Reconciliation Report
- Confirm Transactions in ATO Portal

Maitland Super

Exempt Current Pension Income Reconciliation

For The Period 01 July 2021 - 30 June 2022

	Date	Account Code	Account Description	Taxable Amount	Actuary/Pool %	Exempt Amount
Segment - 01 July 2021 to 30 June 2022						
Label C						
	30/06/2022	25100	Interest Received ATO General Interest	0.73		
	30/07/2021	25000/ANZ481411491	ANZ Cash Investment Acct 4814-11491	0.03		
	31/08/2021	25000/ANZ481411491	ANZ Cash Investment Acct 4814-11491	0.07		
	01/10/2021	25000/ANZ900636864	ANZ V2 PLUS 9006-36864	0.04		
	01/01/2022	25000/ANZ900636864	ANZ V2 PLUS 9006-36864	0.12		
	01/04/2022	25000/ANZ900636864	ANZ V2 PLUS 9006-36864	0.29		
			Total	1.28	0.000 %	0.00
Label D1						
	16/02/2022	23900/SHSAAFMC	Alphamin Resources Corp.	2,669.03		
	08/04/2022	23900/CRN.AX	Coronado Global Resources Inc.	13,902.30		
	21/06/2022	23900/CRN.AX	Coronado Global Resources Inc.	21,832.52		
			Total	38,403.85	0.000 %	0.00
					Total Segment ECPI *	0.00
					SMSF Annual Return Rounding	0.00
					Total ECPI	0.00

* Total Segment ECPI does not include ECPI amounts from Label A. The total ECPI from Label A is shown separately at the start of the report.

Maitland Super

Pension Non Deductible Expense Report

For The Period 01 July 2021 - 30 June 2022

	Date	Account Code	Account Description	Amount	Expense %	Deductible	Non Deductible
Segment - 01 July 2021 to 30 June 2022							
Label H							
	02/08/2021	30700	Auditor's Remuneration	550.00			
			Total	550.00	0.000 %	550.00	0.00
Label J							
	27/09/2021	30100	Accountancy Fees	30.00			
	02/08/2021	30100	Accountancy Fees	520.00			
			Total	550.00	0.000 %	550.00	0.00
	07/02/2022	30400	ATO Supervisory Levy	259.00			
			Total	259.00	0.000 %	259.00	0.00
					Label Total	809.00	0.00
Label L							
	07/02/2022	85000	Income Tax Payable/Refundable	4,689.06			
			Total	4,689.06	0.000 %	0.00	4,689.06
				Total Segment Expenses		1,359.00	4,689.06

Maitland Super

Pension Non Deductible Expense Report

For The Period 01 July 2021 - 30 June 2022

Date	Account Code	Account Description	Amount	Expense %	Deductible	Non Deductible
				Total Expenses *	1,359.00	4,689.06

* General expense percentage - 0.000 %

* Investment expense percentage - 0.000 %

Maitland Super

Statement of Taxable Income

For the year ended 30 June 2022

	2022
	\$
Benefits accrued as a result of operations	41,489.63
Less	
Realised Accounting Capital Gains	137.08
	<u>137.08</u>
Add	
Decrease in MV of investments	18,043.17
Foreign Credits	10,720.45
	<u>28,763.62</u>
SMSF Annual Return Rounding	(1.17)
	<u>70,115.00</u>
Taxable Income or Loss	70,115.00
Income Tax on Taxable Income or Loss	10,517.25
Less	
Foreign Credits	5,760.58
	<u>4,756.67</u>
CURRENT TAX OR REFUND	4,756.67
Supervisory Levy	259.00
Income Tax Instalments Paid	(8,164.00)
	<u>(3,148.33)</u>
AMOUNT DUE OR REFUNDABLE	(3,148.33)

Maitland Super

Tax Reconciliation Report

For the year ended 30 June 2022

Tax Return Label	Date	Account Code	Account Name	Amount \$
C - Income - Gross interest				
	30/06/2022	25100	Interest Received ATO General Interest Charge	0.73
	30/07/2021	25000/ANZ481411491	ANZ Cash Investment Acct 4814-11491	0.03
	31/08/2021	25000/ANZ481411491	ANZ Cash Investment Acct 4814-11491	0.07
	01/10/2021	25000/ANZ900636864	ANZ V2 PLUS 9006-36864	0.04
	01/01/2022	25000/ANZ900636864	ANZ V2 PLUS 9006-36864	0.12
	01/04/2022	25000/ANZ900636864	ANZ V2 PLUS 9006-36864	0.29
Sub-Total				1.28
Ignore Cents				0.28
Total				1.00
D1 - Income - Gross foreign income				
	16/02/2022	23900/SHSAAFMC	Alphamin Resources Corp.	2,669.03
	08/04/2022	23900/CRN.AX	Coronado Global Resources Inc.	13,902.30
	21/06/2022	23900/CRN.AX	Coronado Global Resources Inc.	21,832.52
Sub-Total				38,403.85
Ignore Cents				0.85
Total				38,403.00
D - Income - Net foreign income				
	16/02/2022	23900/SHSAAFMC	Alphamin Resources Corp.	2,669.03
	08/04/2022	23900/CRN.AX	Coronado Global Resources Inc.	13,902.30
	21/06/2022	23900/CRN.AX	Coronado Global Resources Inc.	21,832.52
Sub-Total				38,403.85
Ignore Cents				0.85
Total				38,403.00
R1 - Assessable employer contributions				
	02/08/2021	24200/MAIJOH00001A	(Contributions) Maitland, John - Accumulation (Accumulation)	1,683.00
	04/10/2021	24200/MAILIN00001A	(Contributions) Maitland, Linda - Accumulation (Accumulation)	3,090.91
	04/10/2021	24200/MAIJOH00001A	(Contributions) Maitland, John - Accumulation (Accumulation)	6,448.12
	04/01/2022	24200/MAILIN00001A	(Contributions) Maitland, Linda - Accumulation (Accumulation)	4,818.18
	04/01/2022	24200/MAIJOH00001A	(Contributions) Maitland, John - Accumulation (Accumulation)	6,590.06
	01/04/2022	24200/MAIJOH00001A	(Contributions) Maitland, John - Accumulation (Accumulation)	1,500.00
	01/04/2022	24200/MAILIN00001A	(Contributions) Maitland, Linda - Accumulation (Accumulation)	2,000.00
	01/04/2022	24200/MAIJOH00001A	(Contributions) Maitland, John - Accumulation (Accumulation)	2,670.88
	01/04/2022	24200/MAILIN00001A	(Contributions) Maitland, Linda - Accumulation (Accumulation)	4,268.89
Sub-Total				33,070.04
Ignore Cents				0.04
Total				33,070.00

Maitland Super

Tax Reconciliation Report

For the year ended 30 June 2022

Tax Return Label	Date	Account Code	Account Name	Amount \$
R - Assessable contributions (R1 plus R2 plus R3 less R6)				
Assessable employer contributions				33,070.04
Sub-Total				33,070.04
Ignore Cents				0.04
Total				33,070.00
W - GROSS INCOME (Sum of labels A to U)				
				71,474.00
Sub-Total				71,474.00
Ignore Cents				0.00
Total				71,474.00
V - TOTAL ASSESSABLE INCOME (W less Y)				
				71,474.00
Sub-Total				71,474.00
Ignore Cents				0.00
Total				71,474.00
H1 - Expenses - SMSF auditor fee				
	02/08/2021	30700	Auditor's Remuneration	550.00
Sub-Total				550.00
Ignore Cents				0.00
Total				550.00
J1 - Expenses - Management and administration expenses				
	02/08/2021	30100	Accountancy Fees	520.00
	27/09/2021	30100	Accountancy Fees	30.00
	07/02/2022	30400	ATO Supervisory Levy	259.00
Sub-Total				809.00
Ignore Cents				0.00
Total				809.00
L2 - Expenses - Other amounts (Non-deductible)				
	07/02/2022	85000	Income Tax Payable/Refundable	4,689.06
Sub-Total				4,689.06
Ignore Cents				0.06
Total				4,689.00
N - TOTAL DEDUCTIONS				
				1,359.00
Sub-Total				1,359.00
Ignore Cents				0.00
Total				1,359.00
Y - TOTAL NON DEDUCTIBLE EXPENSES				
				4,689.00

Maitland Super Tax Reconciliation Report

For the year ended 30 June 2022

Tax Return Label	Date	Account Code	Account Name	Amount \$
Y - TOTAL NON DEDUCTIBLE EXPENSES				
Sub-Total				4,689.00
Ignore Cents				0.00
Total				4,689.00
O - TAXABLE INCOME OR LOSS				
Sub-Total				70,115.00
Ignore Cents				0.00
Total				70,115.00
Z - TOTAL SMSF EXPENSES				
Sub-Total				6,048.00
Ignore Cents				0.00
Total				6,048.00
A - Taxable income				
Sub-Total				70,115.00
Ignore Cents				0.00
Total				70,115.00
T1 - Tax on taxable income				
Sub-Total				10,517.25
Ignore Cents				0.00
Total				10,517.25
B - Gross Tax				
Sub-Total				10,517.25
Ignore Cents				0.00
Total				10,517.25
C1 - Foreign income tax offset				
	08/04/2022	23900/CRN.AX	Coronado Global Resources Inc.	4,170.69
	21/06/2022	23900/CRN.AX	Coronado Global Resources Inc.	6,549.76
			Adjustment	(4,959.87)
Sub-Total				5,760.58
Ignore Cents				0.00
Total				5,760.58
C - Non-refundable non-carry forward tax offsets				
Sub-Total				5,760.58
Ignore Cents				0.00
Total				5,760.58

Maitland Super

Tax Reconciliation Report

For the year ended 30 June 2022

Tax Return Label	Date	Account Code	Account Name	Amount \$
T2 - SUBTOTAL				
				4,756.67
Sub-Total				4,756.67
Ignore Cents				0.00
Total				4,756.67
T3 - SUBTOTAL 2				
				4,756.67
Sub-Total				4,756.67
Ignore Cents				0.00
Total				4,756.67
T5 - TAX PAYABLE				
				4,756.67
Sub-Total				4,756.67
Ignore Cents				0.00
Total				4,756.67
K - PAYG instalments raised				
	04/10/2021	85000	Income Tax Payable/Refundable	869.00
	07/02/2022	85000	Income Tax Payable/Refundable	3,213.00
	30/06/2022	85000	Income Tax Payable/Refundable	2,041.00
	30/06/2022	85000	Income Tax Payable/Refundable	2,041.00
Sub-Total				8,164.00
Ignore Cents				0.00
Total				8,164.00
L - Supervisory levy				
				259.00
Sub-Total				259.00
Ignore Cents				0.00
Total				259.00
S - AMOUNT DUE OR REFUNDABLE				
				(3,148.33)
Sub-Total				(3,148.33)
Ignore Cents				0.00
Total				(3,148.33)



Australian Government
Australian Taxation Office

Agent SUPERHELP AUSTRALIA PTY LTD
Client THE TRUSTEE FOR MAITLAND
SUPER
ABN 32 913 407 933
TFN 886 543 904

Income tax 551

Date generated	11/08/2022
Overdue	\$0.00
Not yet due	\$0.00
Balance	\$0.00

Transactions

6 results found - from **11 August 2020** to **11 August 2022** sorted by **processed date** ordered **newest to oldest**

Processed date	Effective date	Description	Debit (DR)	Credit (CR)	Balance
16 May 2022	16 May 2022	Credit transferred to Integrated Client Account	\$0.73		\$0.00
16 May 2022	16 May 2022	Interest for early payment of Income Tax		\$0.73	\$0.73 CR
8 Feb 2022	7 Feb 2022	Payment received		\$4,948.06	\$0.00
4 Oct 2021	16 May 2022	Tax return Self Man Superfund - Income Tax for the period from 01 Jul 20 to 30 Jun 21	\$4,948.06		\$4,948.06 DR
8 Sep 2020	11 Sep 2020	EFT refund for Income Tax for the period from 01 Jul 19 to 30 Jun 20	\$1,644.10		\$0.00
8 Sep 2020	8 Sep 2020	Tax return Self Man Superfund - Income Tax for the period from 01 Jul 19 to 30 Jun 20		\$1,644.10	\$1,644.10 CR

86000 - PAYG Payable

2022 Financial Year

Preparer Mc Ren Sotto

Reviewer Steven Lee

Status Completed

Account Code	Description	CY Balance	LY Balance	Change
86000	PAYG Payable	(\$4,081.27)	(\$869.00)	369.65%
TOTAL		CY Balance	LY Balance	
		(\$4,081.27)	(\$869.00)	

Supporting Documents

- PAYG.pdf
- ATO_Integrated.pdf

Standard Checklist

- Attach copy of PAYG Payment Summary
- Confirm Transactions in ATO Portal



Activity statement 001

Date generated	11/08/2022
Overdue	\$4,081.27 DR
Not yet due	\$0.00
Balance	\$4,081.27 DR

Transactions

21 results found - from **11 August 2020** to **11 August 2022** sorted by **processed date** ordered **newest to oldest**

Processed date	Effective date	Description	Debit (DR)	Credit (CR)	Balance
1 Aug 2022	1 Aug 2022	General interest charge			\$4,081.27 DR
31 Jul 2022	28 Jul 2022	Original Activity Statement for the period ending 30 Jun 22 - PAYG Instalments	\$2,041.00		\$4,081.27 DR
1 Jun 2022	1 Jun 2022	General interest charge			\$2,040.27 DR
16 May 2022	16 May 2022	Credit transfer received from Income Tax Account		\$0.73	\$2,040.27 DR
2 May 2022	2 May 2022	General interest charge			\$2,041.00 DR
1 May 2022	28 Apr 2022	Original Activity Statement for the period ending 31 Mar 22 - PAYG Instalments	\$2,041.00		\$2,041.00 DR
8 Feb 2022	7 Feb 2022	Payment received		\$3,213.00	\$0.00
5 Feb 2022	28 Feb 2022	Original Activity Statement for the period ending 31 Dec 21 - PAYG Instalments	\$3,213.00		\$3,213.00 DR
31 Oct 2021	31 Oct 2021	General interest charge			\$0.00

Processed date	Effective date	Description	Debit (DR)	Credit (CR)	Balance
31 Oct 2021	28 Oct 2021	Original Activity Statement for the period ending 30 Sep 21 - PAYG Instalments	\$869.00		\$0.00
5 Oct 2021	4 Oct 2021	Payment received		\$869.00	\$869.00 CR
19 Aug 2021	19 Aug 2021	General interest charge			\$0.00
19 Aug 2021	18 Aug 2021	Payment received		\$869.00	\$0.00
2 Aug 2021	2 Aug 2021	General interest charge			\$869.00 DR
1 Aug 2021	28 Jul 2021	Original Activity Statement for the period ending 30 Jun 21 - PAYG Instalments	\$869.00		\$869.00 DR
2 May 2021	28 Apr 2021	Original Activity Statement for the period ending 31 Mar 21 - PAYG Instalments	\$869.00		\$0.00
23 Apr 2021	22 Apr 2021	Payment received		\$869.00	\$869.00 CR
7 Mar 2021	2 Mar 2021	Original Activity Statement for the period ending 31 Dec 20 - PAYG Instalments	\$457.00		\$0.00
23 Feb 2021	22 Feb 2021	Payment received		\$457.00	\$457.00 CR
1 Nov 2020	28 Oct 2020	Original Activity Statement for the period ending 30 Sep 20 - PAYG Instalments	\$1,281.00		\$0.00
21 Oct 2020	20 Oct 2020	Payment received		\$1,281.00	\$1,281.00 CR



Australian Government
Australian Taxation Office

PAYG Instalments report 2022

Tax Agent 72357001
Last Updated 06/08/2022

TFN	Client Name	Quarter 1 (\$)	Quarter 2 (\$)	Quarter 3 (\$)	Quarter 4 (\$)	Total Instalment (\$)
886543904	THE TRUSTEE FOR MAITLAND SUPER	869.00	3,213.00	2,041.00	2,041.00	8,164.00

Total No of Clients: 1

89000 - Deferred Tax Liability/Asset

2022 Financial Year

Preparer Mc Ren Sotto

Reviewer Steven Lee

Status Ready for Review

Account Code	Description	CY Balance	LY Balance	Change
89000	Deferred Tax Liability/Asset	\$6,966.49	\$5,182.73	34.42%
TOTAL		CY Balance	LY Balance	
		\$6,966.49	\$5,182.73	

Supporting Documents

- Deferred Tax Reconciliation Report [Report](#)

Standard Checklist

- Attach all source documentation and confirmations of Liability
- Attach copy of Deferred Tax Reconciliation Report

Maitland Super Deferred Tax Reconciliation

For The Period 01 July 2021 - 30 June 2022

Investment Code	Investment Name	Revaluation/Tax Deferred	Permanent Difference (Non-Assessable)	Temporary Difference (Assessable)	Temporary Difference (Accumulation Portion)
Revaluations					
MLX.AX	Metals X Limited	(1,417.30)	(472.43)	(944.87)	(944.87)
AMI.AX	Aurelia Metals Limited	4,918.29	1,639.42	3,278.87	3,278.87
RFX.AX	Redflow Limited	(15,595.39)	(5,198.46)	(10,396.93)	(10,396.93)
ADT.AX	Adriatic Metals Plc	(72,006.08)	(24,002.03)	(48,004.05)	(48,004.05)
SHSACOWU	Cowan Lithium Limited	14.46	4.82	9.64	9.64
SHSAAFMCA	Alphamin Resources Corp.	7,566.10	2,522.03	5,044.07	5,044.07
CRN.AX	Coronado Global Resources Inc.	58,476.75	19,492.25	38,984.50	38,984.50
		(18,043.17)	(6,014.40)	(12,028.77)	(12,028.77)
Total		(18,043.17)	(6,014.40)	(12,028.77)	(12,028.77)
Deferred Tax Liability (Asset) Summary					
Opening Balance		(5,182.73)			
Current Year Transactions		(1,804.32)			
Total Capital Losses		0.00			
Total Tax Losses		0.00			
Deferred Tax WriteBacks/Adjustment		0.00			
Capital Loss carried forward recouped		20.56			
Tax Loss carried forward recouped		0.00			
Deferred Tax report rounding		(0.01)			
Closing Balance		(6,966.49)			

A - Financial Statements

2022 Financial Year

Preparer Mc Ren Sotto

Reviewer Steven Lee

Status Ready for Review

Supporting Documents

No supporting documents

Standard Checklist

- Attach copy of Financial Statements
- Attach copy of SMSF Annual Return

B - Permanent Documents

2022 Financial Year

Preparer Mc Ren Sotto

Reviewer Steven Lee

Status Ready for Review

Supporting Documents

- Fund Summary Report [Report](#)
- SF Lookup - Maitland Super Fund.pdf
- Signed_TDeed Update_forms.pdf
- ABN Lookup - Maitland Super Fund.pdf

Standard Checklist

- Attach latest copy of ASIC annual company statement (if corporate trustee)
- Ensure latest copies of ATO Trustee Declarations and ATO confirmation that the fund is a regulated fund is attached
- Ensure latest copies of trustee consents, member consents and registers are attached
- Ensure latest copy of trust deed (including amendments) are attached
- Use [Australian Business Register](#) to ensure details are correct
- Use [Super Fund Lookup](#) to check the eligibility to receive rollovers and contributions

Maitland Super Fund Summary Report

As at 30 June 2022

Fund Details

Date Formed: 01/07/2008

Tax File Number: Provided

ABN: 32913407933

Period: 01/07/2021 - 30/06/2022

Fund Type: SMSF

GST Registered: No

Postal Address:

663 Ringwood-Warrandyte Road
Ringwood North, Victoria 3134

Physical Address:

663 Ringwood-Warrandyte Road
Ringwood North, Victoria 3134

Members

Number of Members: 2

Name	Age	Member Accounts	Pension Accounts	Tax File Number	Beneficiary Details
Maitland, John	49	1	0	Provided	Not Provided
Maitland, Linda	49	1	0	Provided	Not Provided

Fund Relationships

Relationship Type	Contact
Accountant	Superhelp Australia Pty Limited
Auditor	Gold Consulting Group
Fund Contact	Maitland, John
Tax Agent	Superhelp Australia Pty Ltd
Trustee	Maitland, John
Trustee	Maitland, Linda



Current details for ABN 32 913 407 933

ABN details

Entity name:	The trustee for Maitland Super
ABN status:	Active from 01 Jul 2008
Entity type:	Superannuation Fund
Goods & Services Tax (GST):	Not currently registered for GST
Main business location:	VIC 3134

Super Fund Lookup

[Use Super Fund Lookup](#) to check the eligibility of **The trustee for Maitland Super** to receive rollovers and contributions

Deductible gift recipient status

Not entitled to receive tax deductible gifts

Disclaimer

The Registrar makes every reasonable effort to maintain current and accurate information on this site. The Commissioner of Taxation advises that if you use ABN Lookup for information about another entity for taxation purposes and that information turns out to be incorrect, in certain circumstances you will be protected from liability. For more information see [disclaimer](#)



The trustee for Maitland Super

ABN details

ABN:	32 913 407 933 View record on ABN Lookup
ABN Status:	Active from 01 Jul 2008
Fund type:	ATO Regulated Self-Managed Superannuation Fund
Contact details:	663 RINGWOOD-WARRANTYTE RD RINGWOOD NORTH VIC 3134
Status:	Complying

What does 'Complying' mean?

A 'Complying' SMSF:

- is a regulated fund
- is a resident of Australia, and
- has been issued with a [Notice of compliance](#)

APRA Funds

See the [guidance](#) issued by APRA for further assistance in managing transfers and rollovers to SMSFs. Use the [ATO Business Portal](#) to verify a person is a member of the SMSF before completing a transfer or rollover.

Superannuation guarantee payments

Contributions made to complying funds can qualify as Superannuation Guarantee (SG) payments. This record extract can be used to confirm this fund has been issued with a Notice of Compliance and is currently entitled to receive employer SG payments.

Tax rates

Complying funds that meet [Superannuation Industry \(Supervision\) Act 1993](#) (SISA) standards qualify for [concessional tax rates](#).

Also refer to [frequently asked questions](#)

Disclaimer

This extract is based on information supplied by superannuation entities to the Commissioner of Taxation.

Important Neither the Australian Government nor the ATO endorse or guarantee the performance of super funds.



SMSF Rules Update order form

Complete the form below to update the rules of your Trust Deed. Your SMSF trust deed will be updated using the details you provide here. Supply additional information in attachment(s) if space in this form is not sufficient. Do not use this form if you are changing the structure or trustees of your SMSF or have lost the original trust deed.

1 SMSF Name

2 Date of Establishment of original Deed

3 Date of the ordered Trust Deed update

4 Please select your preference to receive Rules Update Kit (If by mail, additional charge of \$20 applies) : Email Mail

5 Has the fund's original deed which established the SMSF been amended previously? (Y/N). If the answer is "Y", please provide following details.

Amendment 1

Name of the earlier amending Deed:

Date of Amending deed:

Names of all the members/trustees/directors in the earlier amending deed:

Amendment 2

Name of the earlier amending Deed:

Date of Amending deed:

Names of all the members/trustees/directors in the earlier amending deed:

6 Select the structure of the SMSF Individual Trustee Corporate Trustee

7 If the Trustee is a company, provide details

Company Name

ACN

Address

Number of Directors

8 If the Trustee is an individual, tick the appropriate box Single member fund 2 - 4 members fund



SMSF Rules Update order form

9 Provide details of all trustees/members/directors

Individual 1 Title (Mr / Mrs/ Ms / etc)

Full Name:

Date of Birth:

Address:

Select positions held: Trustee Member Director

Individual 2 Title (Mr / Mrs/ Ms / etc)

Full Name:

Date of Birth:

Address:

Select positions held: Trustee Member Director

Individual 3 Title (Mr / Mrs/ Ms / etc)

Full Name:

Date of Birth:

Address:

Select positions held: Trustee Member Director

Individual 4 Title (Mr / Mrs/ Ms / etc)

Full Name:

Date of Birth:

Address:

Select positions held: Trustee Member Director



SuperHelp Australia Pty. Ltd.

ABN 60 061 126 663

SMSF Rules Update order form

Address: PO Box 454
Burwood NSW 1805
Email: info@superhelp.com.au
Phone: 1 300 736 453

To SuperHelp Australia Pty. Ltd.

You are appointed to act as our agent to procure a SMSF Trust Deed Update Kit and ancillary legal documentation from a solicitor, the particulars for such trust deed and legal documents being set out hereunder. In consideration for you acting as our agent, we shall pay you such amount as agreed.

I understand that the fee paid is non-refundable.

I understand that the completion of this order will not change the structure or trustees of our SMSF.

I declare that I have not received advice from SuperHelp Australia Pty. Ltd. regarding update of the trust deed.

I am unaware, or have no reasonable grounds to suspect, that a person who is, or is acting as, a responsible officer of the trustee is a disqualified person as defined in section 120(1) of the Superannuation Industry (Supervision) Act 1993.

Name:

Signature: Date:

Mailing Address:



Document Details

Title	SMSF Trust Deed Rules Update Form.pdf
File Name	SMSF Trust Deed Rules Update Form.pdf
Document ID	4a178cf1bf3b4357b46afeb58392c525
Fingerprint	d38de75a2597ef30878b868aac122c53
Status	Completed

Document History

Document Created	Document Created Fingerprint: d38de75a2597ef30878b868aac122c53	Feb 01 2021 10:43AM Australia/Sydney
Document Sent	Document Sent to John Maitland (john@themaitlands.org)	Feb 01 2021 10:43AM Australia/Sydney
Document Viewed	Document Viewed by John Maitland (john@themaitlands.org) IP: 202.65.72.150	Feb 01 2021 11:06AM Australia/Sydney
Document Viewed	Document Viewed by John Maitland (john@themaitlands.org) IP: 202.65.72.150	Feb 01 2021 11:07AM Australia/Sydney
Document Signed	Document Signed by John Maitland (john@themaitlands.org) IP: 202.65.72.150	Feb 01 2021 11:12AM Australia/Sydney
Document Completed	This document has been completed. Fingerprint: 34a9de155039e88065439a1f815522dc	Feb 01 2021 11:12AM Australia/Sydney

C - Other Documents

2022 Financial Year

Preparer Mc Ren Sotto

Reviewer Steven Lee

Status Completed

Supporting Documents

- Investment_Strategy.pdf

Standard Checklist

- Attach copy of any SOAs issued during the Financial Year
- Attach copy of Investment Strategy
- Attach signed Engagement Letter
- Attach signed Trustee Representation Letter
- Attach Trustee Minutes prepared during the year

Investment Strategy for Maitland Super

Investment objective

The investment objective of the fund is to generate high growth of investments combined with security of capital to meet the future pension payments for the members, Linda and John Maitland.

The fund will aim for a long term return of 7% This is consistent with the Maitlands planning to work for another 10 years before retirement and having other savings and assets outside of this super fund.

Member profile and needs

- John is 49 and Linda is 49. Both are in satisfactory health.
- They are able to withstand relatively large volatility in asset values without significant impact on lifestyle outcome.
- They have experience and skills in actively managing an investment portfolio.
- Superannuation assets presently constitute a small part of their overall assets, the rest being in their business and personal savings/investments.
- Their business is profitable, and generates income well in excess of their needs for day-to-day living. In future years they may decide to make additional contributions to their superannuation.
- The Trustees have considered the death and disability insurance needs for each member. Due to the independent earning capacity of the members this is not considered a prudent investment at this time.

Desired Investments

- The fund will actively manage its assets – direct investment in shares, property or fixed interest investments are expected. Managed funds or unit trusts may also be considered as suitable investments.
- The funds strategy is to invest mainly in selected publicly listed shares and fixed interest investments. These are expected to provide high growth and or dividends and franking credits, and may benefit from discounted capital gains tax when assets are held over long periods.
- A diversified portfolio will be maintained over the longer term.
- The level of exposure to these investments at any time will be actively managed, based on the anticipated returns and perceived market risks. There is not minimum or maximum set targets for any asset class. It is possible, therefore that exposure to any asset class at any point in time may be relatively high or very low, even zero.
- Cash management accounts will be used for maintaining most of the cash. A cheque account with a bank may have a small amount to provide a chequing facility.
-

Liquidity and diversification

- At least 20% of the funds' assets will be maintained in assets that can be readily converted to cash within 10 business days to provide liquidity.
- Investments will be made taking into account the benefits of diversification from other assets within the portfolio.

Life Insurance

- The trustees have considered the costs and benefits of Death and Disability assurance for each member within the Super Fund and do not consider it a worthwhile investment.

Signed by the trustees



John Maitland



Linda Maitland

1/7/21

Date

D - Pension Documentation

2022 Financial Year

Preparer Mc Ren Sotto

Reviewer Steven Lee

Status Ready for Review

Supporting Documents

- Transfer Balance Account Summary [Report](#)

Standard Checklist

- Attach Actuarial Certificate
- Attach documentation supporting any pensions commenced during the financial year
- Attach documentation supporting any pensions commuted during the financial year
- Ensure correct Transfer Balance Account Reports have been lodged with the ATO

Maitland Super

Transfer Balance Account Summary

For The Period 01 July 2021 - 30 June 2022

Member	Pension Type	Date	Lodgment Date	Transaction Type	Event Type	Debit	Credit	Balance	Cap Limit	Remaining Cap
--------	--------------	------	---------------	------------------	------------	-------	--------	---------	-----------	---------------

John Maitland

Linda Maitland

E - Estate Planning

2022 Financial Year

Preparer Mc Ren Sotto

Reviewer Steven Lee

Status Ready for Review

Supporting Documents

No supporting documents

Standard Checklist

- Attach Death Benefit Nominations (if applicable)
- Attach Life Insurance Policies (if applicable)
- Attach Reversionary Pension documentation (if applicable)
- Attach SMSF Will (if applicable)
- Review current Estate planning to ensure it matches wishes of members