
Workpapers - 2022 Financial Year

Pyro Superannuation Fund

Preparer: nicagomez2@gmail.com

Reviewer: Steven Lee

Printed: 18 January 2023

Lead Schedule

2022 Financial Year

Code	Workpaper	CY Balance	LY Balance	Change	Status
23800	Distributions Received	(\$5,381.57)	(\$9,459.46)	(43.11)%	Completed
23900	Dividends Received	(\$20,032.01)	(\$10,448.55)	91.72%	Completed
24700	Changes in Market Values of Investments	\$51,944.18	(\$81,737.20)	(163.55)%	Completed
24800	Changes in Market Values of Other Assets		\$9,861.41	100%	Completed
25000	Interest Received	(\$793.18)	(\$1,081.18)	(26.64)%	Completed
30100	Accountancy Fees	\$1,150.00	\$1,145.00	0.44%	Completed
30400	ATO Supervisory Levy	\$259.00	\$259.00	0%	Completed
30700	Auditor's Remuneration	\$550.00	\$450.00	22.22%	Completed
31500	Bank Charges		\$1.92	100%	Completed
41600	Pensions Paid	\$13,100.00	\$11,070.00	18.34%	Completed
48500	Income Tax Expense	(\$9,075.24)	(\$4,665.01)	94.54%	Completed
49000	Profit/Loss Allocation Account	(\$31,721.18)	\$84,604.07	(137.49)%	Completed
50000	Members	(\$487,636.38)	(\$519,357.56)	(6.11)%	Completed
60400	Bank Accounts	\$79,915.46	\$114,715.96	(30.34)%	Completed
60800	Term Deposits	\$50,000.00		100%	Completed
61800	Distributions Receivable	\$3,035.77	\$8,295.85	(63.41)%	Completed
68000	Sundry Debtors			0%	Completed

Code	Workpaper	CY Balance	LY Balance	Change	Status
74700	Managed Investments (Australian)	\$32,873.33	\$45,346.90	(27.51)%	Completed
77600	Shares in Listed Companies (Australian)	\$249,331.80	\$269,845.03	(7.6)%	Completed
78200	Units in Listed Unit Trusts (Australian)	\$63,404.78	\$76,488.81	(17.11)%	Completed
85000	Income Tax Payable /Refundable	\$9,075.24	\$4,665.01	94.54%	Completed
A	Financial Statements				Completed
B	Permanent Documents				Completed
C	Other Documents				Completed
D	Pension Documentation				Completed
E	Estate Planning				Completed

23800 - Distributions Received

2022 Financial Year

Preparer nicagomez2@gmail.com

Reviewer Steven Lee

Status Completed

Account Code	Description	CY Balance	LY Balance	Change
INA.AX	Ingenia Communities Group	(\$600.76)	(\$495.30)	21.29%
MGC.AX	Mg Unit Trust	(\$496.55)		100%
PLA0004AU10	Platinum Asia Fund	(\$994.10)	(\$4,291.56)	(76.84)%
PLA0005AU5	Platinum International Health Care	(\$367.21)	(\$3,363.98)	(89.08)%
STW.AX	Spdr S&p/asx 200 Fund	(\$2,922.95)	(\$1,308.62)	123.36%
TOTAL		CY Balance	LY Balance	
		(\$5,381.57)	(\$9,459.46)	

Supporting Documents

- Distribution Reconciliation Report [Report](#)
- INA_Distribution_Advice_2022_09_21.pdf [INA.AX](#)
- INA_Tax_Statement_2021_22.pdf [INA.AX](#)
- MGC Pymnt Advc 15 Oct 21.pdf [MGC.AX](#)
- PAF & PIH Funds - Holding, Trnsctn & Prfrmnc Summaries at 30 Jun 22.pdf [PLA0004AU10](#)
- PAF & PIH Funds - Dstrbn and Tax Stmnts at 30 Jun 22.pdf [PLA0004AU10](#)
- STW Tax Statement 2021-22.pdf [STW.AX](#)
- STW_Distribution_Advice_2022_07_12.pdf [STW.AX](#)

Standard Checklist

- Attach a copy of all Tax Statements
- Attach a copy of Distribution Reconciliation Report
- Ensure all Distributions have been reviewed on [Distribution Tax Automation](#)

Pyro Superannuation Fund

Distribution Reconciliation Report

For The Period 01 July 2021 - 30 June 2022

Date	Payment Received	Non Primary Production Income (A) * ₁				Distributed Capital Gains (B) * ₂					Foreign Income * ₃		Non-Assessable			Taxable Income
		Franked	Unfranked	Interest/ Other	Franking Credits	Discounted (After Discount)	Rate * ₅	CGT Concession	Indexed	Other	Foreign Income	Foreign Credits	Tax Exempt	Tax Free	Tax Deferred / AMIT * ₆	
Managed Investments (Australian)																
PLA0004AU Platinum Asia Fund																
30/06/2022	994.10						S									0.00
30/06/2022	0.00	0.00	0.00	0.00	0.00	205.93	I	206.31	0.00	0.00	581.86	25.52	0.00	0.00	0.00	813.31
	994.10	0.00	0.00	0.00	0.00	205.93		206.31	0.00	0.00	581.86	25.52	0.00	0.00	0.00	813.31
	<i>Net Cash Distribution:</i>		994.10													
PLA0005AU Platinum International Health Care																
30/06/2022	367.21						S									0.00
30/06/2022	0.00	0.00	0.00	107.75	0.00	0.00	I	0.00	0.00	0.00	259.46	14.66	0.00	0.00	0.00	381.87
	367.21	0.00	0.00	107.75	0.00	0.00		0.00	0.00	0.00	259.46	14.66	0.00	0.00	0.00	381.87
	<i>Net Cash Distribution:</i>		367.21													
	1,361.31	0.00	0.00	107.75	0.00	205.93		206.31	0.00	0.00	841.32	40.18	0.00	0.00	0.00	1,195.18

Units in Listed Unit Trusts (Australian)

INA.AX Ingenia Communities Group

24/03/2022	282.46						S									0.00
30/06/2022	318.30						S									0.00
30/06/2022	0.00			383.86			I								216.90	383.86
	600.76			383.86											216.90	383.86
	<i>Net Cash Distribution:</i>		600.76													

Pyro Superannuation Fund Distribution Reconciliation Report

For The Period 01 July 2021 - 30 June 2022

Date	Non Primary Production Income (A) * ₁					Distributed Capital Gains (B) * ₂					Foreign Income * ₃		Non-Assessable			Taxable Income
	Payment Received	Franked	Unfranked	Interest/ Other	Franking Credits	Discounted (After Discount)	Rate * ₅	CGT Concession	Indexed	Other	Foreign Income	Foreign Credits	Tax Exempt	Tax Free	Tax Deferred / AMIT * ₆	
MGC.AX Mgr Unit Trust																
15/10/2021	496.55						S								0.00	
30/06/2022	0.00					248.28	I	248.27	0.00						0.00	248.28
	496.55					248.28		248.27	0.00						0.00	248.28
	<i>Net Cash Distribution:</i> 496.55															
STW.AX Spdr S&p/asx 200 Fund																
12/10/2021	738.57						S								0.00	
13/01/2022	325.57						S								0.00	
12/04/2022	502.65						S								0.00	
30/06/2022	1,356.16						S								0.00	
30/06/2022	0.00	2,071.48	165.26	59.29	910.33	260.34	I	260.34	0.00	0.00	48.61	1.19	0.00	0.00	57.63	3,516.50
	2,922.95	2,071.48	165.26	59.29	910.33	260.34		260.34	0.00	0.00	48.61	1.19	0.00	0.00	57.63	3,516.50
	<i>Net Cash Distribution:</i> 2,922.95															
	4,020.26	2,071.48	165.26	443.15	910.33	508.62		508.61	0.00	0.00	48.61	1.19	0.00	0.00	274.53	4,148.64

Pyro Superannuation Fund Distribution Reconciliation Report

For The Period 01 July 2021 - 30 June 2022

Date	Non Primary Production Income (A) * ₁			Distributed Capital Gains (B) * ₂					Foreign Income * ₃		Non-Assessable			Taxable Income		
	Payment Received	Franked	Unfranked	Interest/ Other	Franking Credits	Discounted (After Discount)	Rate * ₅	CGT Concession	Indexed	Other	Foreign Income	Foreign Credits	Tax Exempt		Tax Free	Tax Deferred / AMIT * ₆
TOTAL	5,381.57	2,071.48	165.26	550.90	910.33	714.55		714.92	0.00	0.00	889.93	41.37	0.00	0.00	274.53	5,343.82

Total Distributed Gains

Discount Rate	Discounted	Gross
Superfund 1/3	0.00	0.00
Individual 50%(I)	714.55	1,429.47
Total	714.55	1,429.47

*₁ Summary of Non Primary Production Income (A)

Tax Label	Franked	Unfranked	Interest/Other	Less Other Deduction	Income Before Credits * ₇	Franking Credits	Total Including Credits
11M Gross trust distributions	2,071.48	165.26	550.90	0.00	2,787.64	910.33	3,697.97

*₂ Forms part of the Net Capital Gains calculation for Tax Label 11A.

*₃ Forms part of the Foreign Credits calculation for Tax Label 11D, D1, 13C1.

*₄ Taxable Income is designed to match Tax Statement provided by Fund Manager.

Taxable Income in the SMSF Annual Return will be different due to application of Capital Losses in Net Capital Gain calculation and application of different discount method.

*₅ This is the discount rate selected for the transaction. "S" being Super Funds at 1/3 and "I" being Individual at 50%.

*₆ AMIT cost base net increase is reflected as negative amount i.e. negative tax deferred and AMIT cost base net decrease is reflected as positive amount i.e. positive tax deferred.

*₇ Sum of Income Before Credits reconciles with Taxable Trust Distributions in Statement of Taxable Income.

^ Variance between Payment Received and Net Cash Distribution.



INGENIA COMMUNITIES GROUP
INGENIA COMMUNITIES HOLDINGS LIMITED (ACN 154 444 925)
INGENIA COMMUNITIES MANAGEMENT TRUST (ARSN 122 928 410)
INGENIA COMMUNITIES FUND (ARSN 107 459 576)
RESPONSIBLE ENTITY:
INGENIA COMMUNITIES RE LIMITED (ACN 154 464 990)

All registry communications to:
Link Market Services Limited
Locked Bag A14
Sydney South NSW 1235 Australia
Telephone: +61 1300 554 474
ASX Code: INA
Email: registrars@linkmarketservices.com.au
Website: www.linkmarketservices.com.au



011 000460

MR BRYAN PATRICK DWYER &
MRS CECILIA DWYER
<PYRO SUPER FUND A/C>
501/149-161 O'RIORDAN STREET
MASCOT NSW 2020

Key Details

Payment date: 21 September 2022
Record date: 30 August 2022
SRN/HIN: X*****5081
TFN/ABN RECEIVED AND RECORDED

Distribution statement for the period ended 30 June 2022

The final details of the distribution components (including any non-assessable amounts) are advised in the Attribution Managed Investment Trust Member Annual (AMMA) Statement for the year ended 30 June 2022.

Class description	Rate per security	Participating securities	Gross amount	Withholding tax	Net amount
Stapled Securities	A\$0.058	5,488	\$318.30	\$0.00	\$318.30
				Total net amount:	\$318.30

PAYMENT INSTRUCTIONS

AUST DEFENCE CREDIT UNION LTD

BSB: 642-170

ACC: *****3887 **ACCOUNT NAME:** BPDWYER & CDWYER ATF PYRO SUPERANNUATION FUND

PAYMENT REFERENCE NUMBER: 001282490501

The payment has been made to the above account. If this account is not valid please turn over for instructions to update your details. Once your details have been updated, payment will be made within four weeks.



Everyone benefits from electronic securityholder communications. As an investor you will benefit from secure, convenient and prompt delivery of information by electing to receive your communications electronically which helps reduce the impact on the environment and costs associated with printing and sending materials by mail. Please see instructions on back page to change your communication election to receive all future communications electronically.

Retain this statement to assist in preparing your tax return.

Update your details online



What you need to do:

We need the following details to administer your security holding. To update your information in a fast, secure and environmentally friendly way visit www.linkmarketservices.com.au

1	Bank account details Payments will only be paid directly into your nominated bank account (if valid). Select Payments & Tax , click on Payment Instructions . If you wish to receive your payments in a foreign currency, simply select Foreign Currency Payment under the Payment Instructions menu subject to certain terms and conditions. You may wish to participate in the Reinvestment Plan (DRP), simply select Reinvestment Plans under the Payments & Tax menu (if DRP is applicable).
2	Email address Communication by email means you can be promptly notified of key company announcements, when payments are made and statements are available, and when voting can be accessed online for securityholder meetings. Select Communications , click on Preferences and select All communications electronically .
3	TFN, TFN exemption or ABN To update your Tax File Number (TFN), TFN exemption code or Australian Business Number (ABN) select Payments & Tax , click on Tax Details .

How to update your information:

1. Login to Link's Investor Centre at www.linkmarketservices.com.au and click on 'Investor Login' or scan the QR Code (above).
2. Enter your email address and password in **Portfolio Login**.
3. If you do not have a **Portfolio*** login, please set up a portfolio by selecting **Register Now** and follow the prompts.

Authentication may be required depending on the value of your portfolio. If you are unable to update your address or bank account details online; you must complete the relevant forms (available on Link's website) and return the completed forms to Link.

How to register for a Portfolio:

1. Enter the Issuer's name/ASX Code.
2. You will need your HIN/SRN. This important information is on your holding statement. You should always ensure to keep this information in a safe place.
3. Enter your postcode or, if your registered address is overseas, click on the Outside Australia link and select your country of residence from the drop-down list.

* Setting up a Portfolio login allows you to easily manage your holdings across issuers who use Link as their registrar.

You can also manage your Link Portfolio on the go. Simply download the **Link Investor Centre** mobile app from Apple Store or Google Play.



INGENIA COMMUNITIES GROUP

INGENIA COMMUNITIES HOLDINGS LIMITED (ACN 154 444 925)
INGENIA COMMUNITIES MANAGEMENT TRUST (ARSN 122 928 410)
INGENIA COMMUNITIES FUND (ARSN 107 459 576)
RESPONSIBLE ENTITY:
INGENIA COMMUNITIES RE LIMITED (ACN 154 464 990)

All registry communications to:
Link Market Services Limited
Locked Bag A14
Sydney South NSW 1235
Telephone(local call cost within Australia): +61 1300 554 474
Facsimile: +61 2 9287 0303
ASX Code: INA
Email: registrars@linkmarketservices.com.au
Website: www.linkmarketservices.com.au



011 000555

MR BRYAN PATRICK DWYER &
MRS CECILIA DWYER
<PYRO SUPER FUND A/C>
501/149-161 O'RIORDAN STREET
MASCOT NSW 2020

Statement date: 21 September 2022
Reference no: X*****5081

Ingenia Communities Group
Annual Tax Statement / Attribution Managed Investment Trust
Member Annual Statement (AMMA Statement)
For the year ended 30 June 2022

This statement summarises the distributions paid by the entities in the stapled Ingenia Communities Group for the 2021/22 tax year. The Group comprises three stapled securities, being units in the Ingenia Communities Fund (the Fund), units in the Ingenia Communities Management Trust (ICMT) and shares in Ingenia Communities Holdings Limited (ICHL).

This information is supplied to enable you to complete your 2022 Australian income tax return on the understanding that you are a resident in Australia for tax purposes who holds their securities on capital account. Please retain this statement for income tax purposes.

You should note that for taxation purposes distributions from the Fund, ICMT and ICHL are treated differently. The Fund is treated as a trust for Australian taxation purposes.

The Fund is an Attribution Managed Investment Trust (AMIT) for the 2021/22 tax year. This means you are assessed on distribution amounts attributed to you.

ICMT and ICHL are treated as companies for Australian taxation purposes, and any distributions to you are treated as dividends that are assessable on a payments basis.

Distribution Summary

Item	Amount
Distribution amount (Fund)	\$600.76
Dividend amount declared (ICMT)	\$0.0000
Dividend amount declared (ICHL)	\$0.0000
Total gross distribution (Fund, ICMT & ICHL)	\$600.76
Less TFN/ABN withholding	\$0.00
Net total distribution (Fund, ICMT & ICHL)	\$600.76

Information for Australian tax resident securityholders completing a 2022 Australian income tax return for individuals

Determined member components and completing your tax return

The determined member components attributable to your distribution amount from the Fund are summarised in the table below.

Australian tax resident individual securityholders completing their income tax return for the year ended 30 June 2022 will need to insert the following information as indicated (on the assumption that you have no other amounts required to be disclosed at the following income tax return items):

Item	Cash distribution	Tax paid or franking credit (grossed up)	Determined member component	Tax return label
Australian income				
Item 11 Dividends				
Unfranked dividend	\$0.0000			11S
Franked dividend	\$0.0000			11T
Franking credits		\$0.0000		11U
Item 13 Partnerships & Trusts				
Non-Primary Production income ¹	\$383.86		\$383.86	13U

Capital gains				
Item 18 Capital Gains				
Capital gains discount – Taxable Australian Property ²	\$0.0000		\$0.0000	
Capital gains tax concession amount	\$0.0000		\$0.0000	
Capital gains other – Non-Taxable Australian Property	\$0.0000		\$0.0000	
Net capital gain	\$0.0000		\$0.0000	18A
Other non-assessable amounts and cost base details				
AMIT cost base net amount – excess (decrease)³	\$216.90		\$216.90	
Gross cash distribution	\$600.76		\$600.76	
Other Amounts Deducted from Distribution				
TFN amounts withheld from dividends	\$0.0000		\$0.0000	11V
TFN withholding tax/ABN withholding tax ⁴	\$0.00		\$0.00	13R/13P
Net cash distribution	\$600.76		\$600.76	

¹ This component comprises interest and other assessable income.

² These are gains realised on the disposal of taxable Australian property held for at least 12 months to which the capital gains discount rate of 50% has been applied. You are required to gross up the discounted capital gain by doubling this amount before applying any capital losses you may have available. You may be entitled to claim the capital gains discount in your own right, depending on your circumstances.

³ This is not a taxable amount. However, it will reduce the cost base of any units in the Fund held by you. A capital gain may be realised where the sum of such amounts over the period of your ownership of a unit in the Fund exceeds its cost base. These amounts may also affect the capital gain (or loss) arising on the disposal of your units in the Fund for capital gains tax purposes. You may realise a capital gain (or loss) where the proceeds from your disposal exceed your adjusted cost base (or reduced cost base) at the time of the disposal.

⁴ Amounts have been withheld because a Tax File Number (TFN) or Australian Business Number (ABN) has not been provided. These amounts may be claimed as a refund or a credit by you on lodgement of your Australian tax return in certain cases.



Tower 2, Collins Square
727 Collins Street
MELBOURNE VIC 3008

ABN: 51 194 660 183
Telephone: +61 3 9288 5555
Facsimile: +61 3 9288 6666

PO Box 2291U
MELBOURNE VIC 3001
Australia

www.kpmg.com.au

000266 000 MGC



MR BRYAN PATRICK DWYER &
MRS CECILIA DWYER
<PYRO SUPER FUND A/C>
501/149-161 O'RIORDAN STREET
MASCOT NSW 2020

Securityholder Reference Number (SRN)

SRN WITHHELD

ASX Code	MGC
TFN/ABN Status	Quoted
Record Date	7 October 2021
Payment Date	15 October 2021
Direct Credit Reference No.	81453

PAYMENT OF CAPITAL RETURN - MG UNIT TRUST

This payment represents a capital return of \$0.048984 per unit. This payment is paid on the units registered in your name and entitled to participate as at the Record Date (7 October 2021).

Contact us at www.investorcentre.com/au/contact if you wish to update your TFN, bank account and other details online.

Class Description	Amount per Unit	Number of Units	Total Payment
Ordinary Units Fully Paid	\$0.048984	10,137	\$496.55

Note: You should retain this statement to assist you in preparing your tax return.

Tax considerations regarding the capital return can be obtained from the notice accompanying this statement.

Your Payment Instruction

AUSTRALIAN DEFENCE CR UNION
BSB: 642-170 Account number: XXXX40

Amount Deposited
AUD\$496.55

If payment cannot be made to the above instruction, a cheque will be forwarded to your registered address.

Bryan P & Cecilia Dwyer ATF Pyro Super Fund
 Unit 501 149-161 O'Riordan St
 MASCOT NSW 2020

Account Number 68654



Biller Code: 252643
Ref: 686543

Holdings Summary

As at 30 June 2022

This report is not a Periodic Statement for the purposes of the *Corporations Act 2001*.

Fund Name	Class	Units Held	Withdrawal Price (\$/unit)	Investment Value (\$)
Platinum Asia Fund	C	7,959.57	2.2036	17,539.71
Platinum International Health Care Fund	C	8,975.85	1.7083	15,333.44
Total Value of Investment				32,873.15

Transaction Summary

From 1 April 2022 to 30 June 2022

	Effective Date	Amount (\$)	Price (\$/unit)	Units
Platinum Asia Fund - C Class Units				
Opening Balance				7,959.57
Distribution	30 Jun 22	994.10	0.0000	0.00
Closing Balance				7,959.57
Platinum International Health Care Fund - C Class Units				
Opening Balance				8,975.85
Distribution	30 Jun 22	367.21	0.0000	0.00
Closing Balance				8,975.85

Fund and Benchmark Performance ¹	Period to 30 June 2022		
	Quarter ²	Year ³	Since Inception ³ per annum
Platinum Asia Fund	3.7%	-14.5%	10.2%
MSCI ⁴ All Country Asia ex Japan Net Index in A\$	-0.6%	-18.1%	8.8%
Platinum International Health Care Fund	-5.4%	-33.7%	-5.5%
MSCI ⁴ All Country World Health Care Net Index in A\$	1.3%	4.2%	8.8%

¹ Performance is calculated using the Fund's unit price for the last day of the period, after fees and costs and before tax. Fund performance assumes reinvestment of distributions.

² The Fund and Benchmark comparatives are for the full period.

³ The Fund and Benchmark yearly comparatives are for the full year. An investment must be open for at least 1 year to have since inception Fund and Benchmark returns displayed, otherwise 'n/a' is displayed. Since inception greater than 1 year comparatives are for the term of the investment.

⁴ MSCI means Morgan Stanley Capital International. Various MSCI indices are recognised international equity benchmarks. Net MSCI indices have been used where available. Where unavailable, gross MSCI indices have been used.

The Platinum Trust Product Disclosure Statement ("PDS") dated 5 October 2021 constitutes the current offer document for your investment. Platinum Investment Management Limited ABN 25 063 565 006 AFSL 221935 trading as Platinum Asset Management ("Platinum") is the issuer of units in the Platinum Trust Funds ("Funds"). You should consider the PDS in deciding whether to acquire, or continue to hold, units in the Funds. You can obtain a copy of the PDS and the target market determination ("TMD") for the Funds from Platinum's website, www.platinum.com.au, or by contacting Investor Services on 1300 726 700 (within Australia), 0800 700 726 (within New Zealand) or 02 9255 7500, or via invest@platinum.com.au.

DISCLAIMER: This summary report has been prepared by Platinum for investor reporting purposes. To the extent permitted by law, no liability is accepted for any loss or damage as a result of reliance on this information. Platinum does not guarantee the repayment of capital, payment of income or the Fund's performance.

Platinum is a member of the Platinum Group of companies.

Level 8, 7 Macquarie Place, Sydney NSW 2000, Australia | GPO Box 2724, Sydney NSW 2001
Telephone 61 2 9255 7500 | Investor Services 1300 726 700 | Facsimile 61 2 9254 5590 | www.platinum.com.au | invest@platinum.com.au

Platinum Investment Management Limited ABN 25 063 565 006 AFSL 221935 trading as Platinum Asset Management®

Bryan P & Cecilia Dwyer ATF Pyro Super Fund
Unit 501 149-161 O'Riordan St
MASCOT NSW 2020

14 July 2022

Dear Investor

2022 Attribution Managed Investment Trust ("AMIT") Member Annual Statement ("AMMA Statement")

Please find enclosed your Attribution Managed Investment Trust ("AMIT") Member Annual Statement ("AMMA Statement") in respect of your investment in the Platinum Trust Funds ("Funds"). If you are invested in more than one Fund, we have for convenience also enclosed a summary report which consolidates the AMMA Statements.

The distribution amount attributed to you is primarily influenced by the:

- level of realised gains made on equities; and
- level of realised gains made on derivative contracts (including currency hedging contracts).

Some further information is provided below on the components titled "Australian Source Income", "Foreign Source Income" and "Capital Gains - NTAP", which may appear on the AMMA Statement:

Australian Source Income:

- a) Franked Dividends - represents franked dividend income after allocation of deductions. The franking credit tax offset amount is the amount of franking credits excluding any deductions. Franked dividend income may be less than the franking credit tax offset due to deductions.
- b) Other Income - includes gains relating to derivative contracts.

Foreign Source Income:

- c) Foreign Source Income - includes non-AUD interest, dividends and gains relating to derivative contracts.

Capital Gains - Non-Taxable Australian Property (NTAP):

- d) Other - represents capital gains realised on assets disposed of and not held for more than 12 months.
- e) Discount - represents 50% of the capital gains on disposal of assets that have been held for more than 12 months.
- f) Other Capital Gains Distribution - represents the total amount of cash distributed in relation to all capital gains not already reflected in the capital gain amounts above.
- g) AMIT CGT Gross Up Amount - the gross up of the Discount Capital Gains.
- h) Offset for Capital Gains - NTAP - capital gains tax may be applied by foreign tax authorities on disposals of investments held in the relevant foreign jurisdiction. Where such amounts are applied, investors may be entitled to a foreign income tax offset in respect of the taxes paid. Such tax offsets have been recorded against capital gains - NTAP in the AMMA Statement.

The tax treatment of capital gains and losses is complex, and how it applies to you will depend on the type of taxpayer that you are (e.g. an individual, superannuation fund, trust or company) and your specific tax circumstances.

If you elected the 'fixed cash distribution' option*, a Fixed Cash Distribution Summary is enclosed and sets out how this option was applied to your distribution.

We have also prepared some information in relation to the completion of your 2022 tax return. The information is enclosed with this letter and your AMMA Statement. The information has been prepared with only Australian tax resident individuals in mind and assumes that the Platinum Trust Funds are your only investment. It is not relevant for superannuation funds, trusts or corporations. Neither this letter nor the additional information, constitute taxation advice or any other professional advice. Platinum strongly recommends that you obtain professional advice from an accountant or tax adviser regarding the completion of your 2022 tax return and your particular tax circumstances.

Please also note that if you withdrew any units in one or more of the Funds during the period 1 July 2021 to 30 June 2022, you will shortly receive a separate Withdrawal Capital Gains Tax (CGT) Statement showing a summary of your capital gains and losses for the 2022 financial year.

If you have further questions, please contact Platinum's Investor Services on 1300 726 700 (Australia only), 02 9255 7500 or email, invest@platinum.com.au

Yours faithfully



Andrew Clifford
Chief Executive Officer
Platinum Asset Management

*www.platinum.com.au/fixedcashdistribution

INFORMATION REGARDING THE COMPLETION OF YOUR 2022 TAX RETURN - ONLY FOR INDIVIDUAL AUSTRALIAN TAX RESIDENTS

This information assumes you are an individual Australian tax resident. This information is not relevant if you are a corporation, superannuation fund or trust. This information makes a number of assumptions, including that the Platinum Trust Funds are your only investment. These assumptions may not be relevant to you.

When completing your tax return for the 2021/2022 financial year, you should read the ATO's 'Individual tax return instructions 2022' and 'Individual tax return instructions supplement 2022'. You should also refer to the ATO guides 'Guide to capital gains tax 2022', 'Personal investors guide to capital gains tax 2022', 'Foreign income return form guide 2022' and 'Guide to foreign income tax offset rules 2022'.

2022 INDIVIDUAL TAX RETURN INFORMATION (SUPPLEMENTARY SECTION) FOR:

Account Name: Bryan P & Cecilia Dwyer ATF Pyro Super Fund
Account Number: 68654

The figures shown below are derived from the enclosed Attribution Managed Investment Trust ("AMIT") Member Annual Statement ("AMMA Statement") or the consolidated AMMA Statement if you hold units in more than one Fund.

<u>COMPONENT</u>	<u>AMOUNT (A\$)</u>	<u>TAX RETURN LABEL</u>
<u>AUSTRALIAN SOURCE INCOME</u>		
<u>Non-Primary Production Income</u>		
Interest	0.54	
Other Income	107.21	
Total	<u>107.75</u>	13U
<u>FOREIGN SOURCE INCOME</u>		
<u>Foreign Source Income (Gross of Foreign Income Tax Offsets)</u>		
Assessable Foreign Source Income	881.12	20E
Other Net Foreign Source Income ¹	881.12	20M
<u>Foreign Income Tax Offsets ²</u>		
Tax Paid - Foreign Source Income	39.80	
Tax Paid - Capital Gains - NTAP - Discount	0.38	
	<u>40.18</u>	20O
<u>Capital Gains - NTAP ³</u>		
Discount Capital Gains - <i>multiplied by 2</i> (Attribution amount)	412.62	
Gross Capital Gains - <i>sum of Discount Capital Gains (multiplied by 2) and Capital Gains Other</i>	412.62	18H
Net Capital Gains	206.31	18A

Additional Capital Gains Tax Information

The references to the AMMA Statement to "Other Capital Gains Distribution - NTAP" and "AMIT CGT Gross Up Amount", refer to the non-taxable amounts of the Capital Gains. Neither of these are disclosed in your tax return.

¹ The 'Other Net Foreign Source Income' is derived by taking the amount in 20E 'Assessable Foreign Source Income' and deducting any expenses applied against the 'Assessable Foreign Source Income'. It assumes that you have no deductible expenses to apply against the 'Assessable Foreign Source Income'. As a result, 'Other Net Foreign Source Income' is the same as the 'Assessable Foreign Source Income'.

If you have deductible expenses applied against the 'Assessable Foreign Source Income' you should follow the instructions in the 'Individual tax return instructions supplement 2022'.

If you have derived foreign income or losses from other sources, the above amounts should be adjusted in order to take such additional income or losses into account.

² The amount of 'Foreign Income Tax Offsets' you are entitled to will depend on the amount of foreign tax offsets you have received from all sources. If the amount does not exceed \$1,000, you should be entitled to an offset for the full amount received. If the amount is more than \$1,000 you should do one of the following:

* simply claim a tax offset of \$1,000; or

* calculate the amount of foreign income tax offset to which you are entitled. Refer to the ATO publication 'Guide to foreign income tax offset rules 2022'.

³ It is assumed that you have no brought forward Capital Losses and no other Capital Gains Tax (CGT) events such as sale of shares, sale of units in managed funds or distributions from managed funds in the 2021/2022 financial year.

If this is not the case and you are an individual Australian tax resident, you should refer to the ATO publications 'Guide to capital gains tax 2022' and 'Personal investors guide to capital gains tax 2022' for guidance on calculating your gross capital gain and net capital gain or loss for the 2021/2022 financial year.

Important Notice

This information is not in any way intended to constitute taxation or any other professional advice. This information has been provided to you for informational purposes only and should not be relied upon. A number of assumptions have been made in the preparation of this information which may not be relevant to you. This information has not been prepared with your personal circumstances in mind. Platinum Investment Management Limited strongly recommends that you obtain professional advice from an accountant or tax adviser regarding the completion of your 2022 tax return and your particular tax circumstances.

To the maximum extent permitted by the law, no liability is accepted by Platinum Investment Management Limited, any company in the Platinum Group[®] or any of their respective directors, officers or employees for any loss or damage arising as a result of any reliance placed on this information.

Bryan P & Cecilia Dwyer ATF Pyro Super Fund
Unit 501 149-161 O'Riordan St
MASCOT NSW 2020

Account Number 68654

Consolidated AMMA Statement

As at 30 June 2022

Distribution Components	Cash Distribution (\$)	Tax Paid or Offsets (\$)	Attribution Amount (\$)
Australian Source Income			
Interest	0.54	0.00	0.54
Other Income	107.21	0.00	107.21
Foreign Source Income			
Foreign Source Income	841.32	39.80	881.12
Capital Gains - NTAP ¹			
Discount ²	205.93	0.38	206.31
Net Capital Gains	205.93	0.38	206.31
Other Capital Gains Distribution NTAP ³ AMIT CGT Gross Up Amount ⁴	206.31		206.31
Total Current Year Capital Gains	412.24	0.38	412.62
Totals	1,361.31	40.18	1,401.49
Less Non-resident Withholding Amount	0.00		
Less TFN Amounts Withheld	0.00		
Less Performance Fee	0.00		
Net Distribution	1,361.31		

1 Capital gains distributed to non-residents may include both Australian and foreign capital gains; such gains continue to be exempt from Australian tax as they are not in relation to taxable Australian property. These capital gains are therefore labelled above as non-taxable Australian property (NTAP).

2 (Australians Only) The amount in the 'Attribution (\$)' column needs to be increased by the AMIT CGT Gross Up Amount and offset by any capital losses you may choose to apply before applying your appropriate discount concession (ie 50% for individuals and trusts and 33.3% for complying superannuation entities).

3 This represents the total amount of cash distributed in relation to all capital gains not already reflected in the capital gain amounts above.

4 AMIT CGT Gross Up Amount represents the gross up of the Discount Capital Gains.

The AMIT cost base net amount is nil.

Please retain for your tax records

Platinum Asia Fund - C Class

Bryan P & Cecilia Dwyer ATF Pyro Super Fund
Unit 501 149-161 O'Riordan St
MASCOT NSW 2020

Account Number 68654
Units Held Post Distribution 7,959.57
Distribution Rate \$0.124894
Distribution Date 30 June 2022

AMMA Statement

As at 30 June 2022

Components	Rate (\$/Unit)	Cash Distribution (\$)	Tax Paid or Offsets (\$)	Attribution Amount (\$)
Foreign Source Income				
Foreign Source Income	0.073102	581.86	25.14	607.00
Capital Gains - NTAP ¹				
Discount ²	0.025872	205.93	0.38	206.31
Net Capital Gains		205.93	0.38	206.31
Other Capital Gains Distribution NTAP ³ AMIT CGT Gross Up Amount ⁴	0.025920	206.31		206.31
Total Current Year Capital Gains		412.24	0.38	412.62
Totals	0.124894	994.10	25.52	1,019.62
Less Non-resident Withholding Amount		0.00		
Less TFN Amounts Withheld		0.00		
Less Performance Fee		0.00		
Net Distribution		994.10		

Distribution amount paid to your nominated account:

Bank Branch	ADC - Australian Military Bank Ltd
BSB / Account Number	642170 / 761240
Account Name	Bryan P & Cecilia Dwyer ATF Pyro Super Fund

1 Capital gains distributed to non-residents may include both Australian and foreign capital gains; such gains continue to be exempt from Australian tax as they are not in relation to taxable Australian property. These capital gains are therefore labelled above as non-taxable Australian property (NTAP).

2 (Australians Only) The amount in the 'Attribution (\$)' column needs to be increased by the AMIT CGT Gross Up Amount and offset by any capital losses you may choose to apply before applying your appropriate discount concession (ie 50% for individuals and trusts and 33.3% for complying superannuation entities).

3 This represents the total amount of cash distributed in relation to all capital gains not already reflected in the capital gain amounts above.

4 AMIT CGT Gross Up Amount represents the gross up of the Discount Capital Gains.

The AMIT cost base net amount is nil.

Please retain for your tax records

Platinum International Health Care Fund - C Class

Bryan P & Cecilia Dwyer ATF Pyro Super Fund
Unit 501 149-161 O'Riordan St
MASCOT NSW 2020

Account Number 68654
Units Held Post Distribution 8,975.85
Distribution Rate \$0.040911
Distribution Date 30 June 2022

AMMA Statement

As at 30 June 2022

Components	Rate (\$/Unit)	Cash Distribution (\$)	Tax Paid or Offsets (\$)	Attribution Amount (\$)
Australian Source Income				
Interest	0.000060	0.54	0.00	0.54
Other Income	0.011944	107.21	0.00	107.21
Foreign Source Income				
Foreign Source Income	0.028907	259.46	14.66	274.12
Totals	0.040911	367.21	14.66	381.87
Less Non-resident Withholding Amount		0.00		
Less TFN Amounts Withheld		0.00		
Less Performance Fee		0.00		
Net Distribution		367.21		

Distribution amount paid to your nominated account:

Bank Branch	ADC - Australian Military Bank Ltd
BSB / Account Number	642170 / 761240
Account Name	Bryan P & Cecilia Dwyer ATF Pyro Super Fund

The AMIT cost base net amount is nil.

Please retain for your tax records

Part A: Your details



011 004562

MR BRYAN PATRICK DWYER &
MRS CECILIA DWYER
<PYRO SUPER FUND A/C>
501/149-161 O'RIORDAN STREET
MASCOT NSW 2020

Date: 26 July 2022
Reference No.: X*****5081

**Attribution Managed Investment Trust Member Annual
Statement for the year ended 30 June 2022**

Part B: Summary of 2022 tax return (supplementary section) items for a resident individual

Item	Amount	Tax return label
Share of net income from trusts, less net capital gains, foreign income and franked distributions	\$224.53	13U
Franked distribution from trusts	\$2,981.83	13C
Share of franking credits from franked dividends	\$910.33	13Q
Share of credit for tax file number amounts withheld from interest, dividends and unit trust distributions	\$0.00	13R
Share of credit for foreign resident withholding amounts (excluding capital gains)	\$0.00	13A
Net capital gain	\$260.34	18A
Total current year capital gains	\$520.68	18H
CFC Income	\$0.00	19K
Assessable foreign source income	\$49.80	20E
Other net foreign source income	\$49.80	20M
Australian franking credits from a New Zealand franking company	\$0.00	20F
Foreign income tax offset *	\$1.19	20O

*To work out your foreign income tax offset (FITO) entitlement, see 20 Foreign source income and foreign assets or property or the Guide to foreign tax offset rules 2022.

Part B: Capital gains tax information - Additional information for item 18

	Amount	
Capital gains - discounted method	\$520.68	(gross amount)
Capital gains - other method	\$0.00	
Total current year capital gains	\$520.68	

Part C: Components of attribution	Cash Distributions	Tax paid or Franking credit (gross up)	Attributable amount
Australian Income			
Interest (subject to non - resident withholding tax)			\$25.05
Interest (not subject to non - resident withholding tax)			\$0.00
Dividends - unfranked amount declared to be CFI			\$134.24
Dividends - unfranked amount not declared to be CFI			\$31.02
Other assessable Australian income (Other)			\$31.06
Other assessable Australian income (NCMI)			\$2.27
Other assessable Australian income (Excluded from NCMI)			\$0.75
Other assessable Australian income (CBMI)			\$0.14
Non-primary production income			\$224.53
Dividends - Franked amount		\$910.33	\$2,981.83
Capital Gains			
Capital gains – Discounted method TAP (Other)			\$11.19
Capital gains – Discounted method TAP (NCMI)			\$0.00
Capital gains – Discounted method TAP (Excluded from NCMI)			\$0.00
Capital gains – Discounted method TAP (CBMI)			\$0.00
Capital gains - Discounted method NTAP			\$249.15
Taxable foreign capital gains - Discounted method		\$0.00	\$0.00
Capital gains – Other method TAP (Other)			\$0.00
Capital gains – Other method TAP (NCMI)			\$0.00
Capital gains – Other method TAP (Excluded from NCMI)			\$0.00
Capital gains – Other method TAP (CBMI)			\$0.00
Capital gains - Other method NTAP			\$0.00
Taxable foreign capital gains - Other method		\$0.00	\$0.00
Net Capital Gains		\$0.00	\$260.34
AMIT CGT gross up amount			\$260.34
Other capital gains distribution			
Total current year capital gains		\$0.00	\$520.68
Foreign Income			
Other net foreign source income		\$1.19	\$49.80
Assessable foreign source income		\$1.19	\$49.80
Australian franking credit from a New Zealand franking company		\$0.00	\$0.00
CFC income			\$0.00
Total foreign income		\$1.19	\$49.80
Other Non-assessable Amounts			Amount
Net exempt income			\$0.00
Non-assessable non-exempt amount			\$0.00
Other non-attributable amounts			\$57.63
Total Non-Assessable amounts			\$57.63
Gross Cash Distribution	\$2,922.95		
Less: TFN amounts withheld	\$0.00		
Less: Non-resident tax withheld on interest and dividends	\$0.00		
Less: Non-resident tax withheld on fund payments	\$0.00		
Net Cash Distribution	\$2,922.95		
Part D: Tax offsets			
Tax offsets			Amount
Franking credit tax offset from Australian resident companies			\$910.33
Foreign income tax offset - Other net foreign source income			\$1.19
Foreign income tax offset - Taxable foreign capital gains - Discounted method			\$0.00
Foreign income tax offset - Taxable foreign capital gains - Other method			\$0.00
Australian franking credit from a New Zealand franking company			\$0.00
Total tax offsets			\$911.52
Part E: Attribution Managed Investment Trust ('AMIT') cost base adjustments			Amount
AMIT cost base net amount - excess (decrease cost base)			\$57.63
AMIT cost base net amount - shortfall (increase cost base)			\$0.00

To view or change your details, please visit our investor website at www.linkmarketservices.com.au

All Registry communications to:
C/- Link Market Services Limited
Locked Bag A14, Sydney South, NSW, 1235
Telephone: 1300 665 385
ASX Code: STW
Security Code: STW
Email: SPDR@linkmarketservices.com.au
Website: www.linkmarketservices.com.au



011 002566

MR BRYAN PATRICK DWYER &
MRS CECILIA DWYER
<PYRO SUPER FUND A/C>
501/149-161 O'RIORDAN STREET
MASCOT NSW 2020

Distribution Advice

Payment date: 12 July 2022
Record date: 30 June 2022
Reference no.: X*****5081

TFN/ABN RECEIVED AND RECORDED

Dear Unitholder,

This payment represents a distribution of 194.0142 cents for the period ended 30 June 2022, in respect of ordinary units entitled to participate at the record date. The final details of the distribution components (including any non-assessable amounts) will be advised in the AMIT Member Annual Statement for the year ended 30 June 2022.

Visit our investor website at www.linkmarketservices.com.au where you can view and change your details.

Class Description	Rate per Unit	Participating Units	Franked Component	Other Income Component	Gross Amount
Ordinary Units	194.0142 cents	699	\$740.01	\$616.15	\$1,356.16
				Net Amount:	\$1,356.16

PAYMENT REMITTED TO:

AUST DEFENCE CREDIT UNION LTD
PO BOX H151 AUSTRALIA SQUARE
AUSTRALIA SQUARE NSW 1215
Account Name: BP&CDWYER ATF PYRO SUPER FUND
BSB: 642-170 Account No: *****3887
Direct Credit Reference No.: 001278696515

This statement represents the amount credited to your nominated financial institution.

This statement contains important information; please retain this statement for taxation purposes as a charge may be levied for a replacement.

The SPDR S&P/ASX 200 Fund declares that it is a managed investment trust for the purposes of Subdivision 12-H of the Taxation Administration Act 1953 ("TAA 1953") in respect of the income year ended 30 June 2022. This distribution relates to the trust's year of income ended 30 June 2022. For the purpose of Section 12-405 of Schedule 1 of the TAA 1953, the "Fund Payment" portion of the distribution is calculated as the sum of the following components:

- Australian Sourced Income
 - Other Income
 - Clean building MIT
 - Excluded non concessional MIT income
 - Non concessional MIT income
- Capital Gains Taxable Australian Property
 - Discounted – multiplied by 2
 - Indexation method
 - Other method

23900 - Dividends Received

2022 Financial Year

Preparer nicagomez2@gmail.com

Reviewer Steven Lee

Status Completed

Account Code	Description	CY Balance	LY Balance	Change
AMP.AX	AMP Limited		(\$373.90)	100%
BHP.AX	BHP Group Limited	(\$6,091.58)	(\$1,239.55)	391.43%
BOQ.AX	Bank Of Queensland Limited.	(\$751.08)	(\$435.99)	72.27%
CBA.AXW	Commonwealth Bank Of Australia.	(\$652.50)	(\$431.52)	51.21%
CGF.AX	Challenger Limited	(\$734.59)	(\$317.21)	131.58%
EDV.AX	Endeavour Group Limited	(\$60.65)		100%
IPH.AX	IPH Limited	(\$1,298.95)	(\$1,204.35)	7.85%
MPL.AX	Medibank Private Limited	(\$956.28)	(\$890.08)	7.44%
NAB.AX	National Australia Bank Limited	(\$1,150.62)	(\$543.60)	111.67%
ORG.AXW	Origin Energy Limited	(\$201.20)	(\$226.35)	(11.11)%
PAI.AX	Platinum Asia Investments Limited - Ordinary Fully Paid	(\$743.04)	(\$578.73)	28.39%
PTM.AX	Platinum Asset Management Limited	(\$440.00)	(\$460.00)	(4.35)%
RIO.AX	RIO Tinto Limited	(\$6,659.18)	(\$3,433.16)	93.97%
WOW.AX	Woolworths Group Limited	(\$292.34)	(\$314.11)	(6.93)%
TOTAL		CY Balance	LY Balance	
		(\$20,032.01)	(\$10,448.55)	

Supporting Documents

○ Dividend Reconciliation Report [Report](#)

- Investment Income Comparison Report **Report**
- Dividends.pdf

Standard Checklist

- Attach copies of all dividend statements
- Attach copy of Dividend Reconciliation Report
- Attach copy of Investment Income Comparison Report

Pyro Superannuation Fund

Dividend Reconciliation Report

For The Period 01 July 2021 - 30 June 2022

Date	Net Payment Received	Australian Income			Foreign Income			Withheld		
		Unfranked	Franked	Franking Credits	Foreign Income	Foreign Credits	NZ Credits	TFN Withheld	Non-Resident	LIC Deduction
Shares in Listed Companies (Australian)										
BHP.AX BHP Group Limited										
21/09/2021	1,629.16	0.00	1,629.16	698.21						
28/03/2022	1,248.34	0.00	1,248.34	535.00						
01/06/2022	3,214.08	0.00	3,214.08	1,377.46						
	6,091.58	0.00	6,091.58	2,610.67						
BOQ.AX Bank Of Queensland Limited.										
18/11/2021	375.54	0.00	375.54	160.95						
26/05/2022	375.54	0.00	375.54	160.95						
	751.08	0.00	751.08	321.90						
CBA.AX Commonwealth Bank Of Australia.										
29/09/2021	348.00	0.00	348.00	149.14						
30/03/2022	304.50	0.00	304.50	130.50						
	652.50	0.00	652.50	279.64						
CGF.AX Challenger Limited										
22/09/2021	350.60	0.00	350.60	150.26						
22/03/2022	383.99	0.00	383.99	164.57						

Pyro Superannuation Fund

Dividend Reconciliation Report

For The Period 01 July 2021 - 30 June 2022

Date	Net Payment Received	Australian Income			Foreign Income			Withheld		
		Unfranked	Franked	Franking Credits	Foreign Income	Foreign Credits	NZ Credits	TFN Withheld	Non-Resident	LIC Deduction
	734.59	0.00	734.59	314.83						
EDV.AX Endeavour Group Limited										
22/09/2021	21.77	0.00	21.77	9.33						
28/03/2022	38.88	0.00	38.88	16.66						
	60.65	0.00	60.65	25.99						
IPH.AX IPH Limited										
17/09/2021	665.73	399.44	266.29	114.12						
18/03/2022	633.22	379.93	253.29	108.55						
	1,298.95	779.37	519.58	222.67						
MPL.AX Medibank Private Limited										
30/09/2021	507.56	0.00	507.56	217.53						
24/03/2022	448.72	0.00	448.72	192.31						
	956.28	0.00	956.28	409.84						
NAB.AX National Australia Bank Limited										
02/07/2021	543.60	0.00	543.60	232.97						
15/12/2021	607.02	0.00	607.02	260.15						
	1,150.62	0.00	1,150.62	493.12						

Pyro Superannuation Fund

Dividend Reconciliation Report

For The Period 01 July 2021 - 30 June 2022

Date	Net Payment Received	Australian Income			Foreign Income			Withheld		
		Unfranked	Franked	Franking Credits	Foreign Income	Foreign Credits	NZ Credits	TFN Withheld	Non-Resident	LIC Deduction
ORG.AX Origin Energy Limited										
01/10/2021	75.45	75.45	0.00	0.00						
25/03/2022	125.75	125.75	0.00	0.00						
	201.20	201.20	0.00	0.00						
PAI.AX Platinum Asia Investments Limited - Ordinary Fully Paid										
16/09/2021	516.66	0.00	516.66	221.43						
18/03/2022	226.38	0.00	226.38	97.02						
	743.04	0.00	743.04	318.45						
PTM.AX Platinum Asset Management Limited										
16/09/2021	240.00	0.00	240.00	102.86						
18/03/2022	200.00	0.00	200.00	85.71						
	440.00	0.00	440.00	188.57						
RIO.AX RIO Tinto Limited										
23/09/2021	3,557.09	0.00	3,557.09	1,524.47						
21/04/2022	3,102.09	0.00	3,102.09	1,329.47						
	6,659.18	0.00	6,659.18	2,853.94						
WOW.AX Woolworths Group Limited										

Pyro Superannuation Fund
Dividend Reconciliation Report

For The Period 01 July 2021 - 30 June 2022

Date	Net Payment Received	Australian Income			Foreign Income			Withheld		
		Unfranked	Franked	Franking Credits	Foreign Income	Foreign Credits	NZ Credits	TFN Withheld	Non-Resident	LIC Deduction
08/10/2021	171.05	0.00	171.05	73.31						
13/04/2022	121.29	0.00	121.29	51.98						
	292.34	0.00	292.34	125.29						
	20,032.01	980.57	19,051.44	8,164.91						
TOTAL	20,032.01	980.57	19,051.44	8,164.91						

Tax Return Reconciliation

	Totals	Tax Return Label
Unfranked	980.57	J
Franked Dividends	19,051.44	K
Franking Credits	8,164.91	L

Pyro Superannuation Fund

Investment Income Comparison Report

As at 30 June 2022

Investment	Ledger Data				ASX & UUT Data						
	Transaction Date	Income Amount	Franking Credit	Date Payable	Ex Div/Dist Date	Units On Hand	45 Day Qualified	Amount per share/unit	Estimated Income	Estimated Franking*	
Reconciled											
Managed Investments (Australian)											
PLA0004AU	Platinum Asia Fund	30/06/2022	994.10	0.00	30/06/2022	30/06/2022	7,959.57	7,959.57	0.1249	994.10	
PLA0005AU	Platinum International Health Care	30/06/2022	367.21	0.00	30/06/2022	30/06/2022	8,975.95	8,975.95	0.0409	367.22	
			1,361.31	0.00					0.1658	1,361.32	
Shares in Listed Companies (Australian)											
BOQ.AX	Bank Of Queensland Limited.	18/11/2021	375.54	160.95	18/11/2021	28/10/2021	1,707.00	1,707.00	0.2200	375.54	160.95
BOQ.AX	Bank Of Queensland Limited.	26/05/2022	375.54	160.95	26/05/2022	04/05/2022	1,707.00	1,707.00	0.2200	375.54	160.95
CBA.AX	Commonwealth Bank Of Australia.	29/09/2021	348.00	149.14	29/09/2021	17/08/2021	174.00	174.00	2.0000	348.00	149.14
CBA.AX	Commonwealth Bank Of Australia.	30/03/2022	304.50	130.50	30/03/2022	16/02/2022	174.00	174.00	1.7500	304.50	130.50
CGF.AX	Challenger Limited	22/09/2021	350.60	150.26	22/09/2021	30/08/2021	3,339.00	3,339.00	0.1050	350.60	150.25
CGF.AX	Challenger Limited	22/03/2022	383.99	164.57	22/03/2022	24/02/2022	3,339.00	3,339.00	0.1150	383.98	164.56
EDV.AX	Endeavour Group Limited	22/09/2021	21.77	9.33	22/09/2021	01/09/2021	311.00	311.00	0.0700	21.77	9.33
EDV.AX	Endeavour Group Limited	28/03/2022	38.88	16.66	28/03/2022	01/03/2022	311.00	311.00	0.1250	38.88	16.66
IPH.AX	IPH Limited	17/09/2021	665.73	114.12	17/09/2021	24/08/2021	4,295.00	4,295.00	0.1550	665.72	114.12
IPH.AX	IPH Limited	18/03/2022	633.22	108.55	18/03/2022	22/02/2022	4,367.00	4,367.00	0.1450	633.22	108.55
MPL.AX	Medibank Private Limited	30/09/2021	507.56	217.53	30/09/2021	08/09/2021	7,356.00	7,356.00	0.0690	507.56	217.53
MPL.AX	Medibank Private Limited	24/03/2022	448.72	192.31	24/03/2022	04/03/2022	7,356.00	7,356.00	0.0610	448.72	192.31
NAB.AX	National Australia Bank Limited	02/07/2021	543.60	232.97	02/07/2021	13/05/2021	906.00	906.00	0.6000	543.60	232.97
NAB.AX	National Australia Bank Limited	15/12/2021	607.02	260.15	15/12/2021	15/11/2021	906.00	906.00	0.6700	607.02	260.15
ORG.AX	Origin Energy Limited	01/10/2021	75.45	0.00	01/10/2021	07/09/2021	1,006.00	1,006.00	0.0750	75.45	0.00
ORG.AX	Origin Energy Limited	25/03/2022	125.75	0.00	25/03/2022	01/03/2022	1,006.00	1,006.00	0.1250	125.75	0.00

Pyro Superannuation Fund

Investment Income Comparison Report

As at 30 June 2022

Investment		Ledger Data			ASX & UUT Data						
		Transaction Date	Income Amount	Franking Credit	Date Payable	Ex Div/Dist Date	Units On Hand	45 Day Qualified	Amount per share/unit	Estimated Income	Estimated Franking*
PAI.AX	Platinum Asia Investments Limited - Ordinary Fully Paid	16/09/2021	516.66	221.43	16/09/2021	26/08/2021	8,611.00	8,611.00	0.0600	516.66	221.43
PAI.AX	Platinum Asia Investments Limited - Ordinary Fully Paid	18/03/2022	226.38	97.02	18/03/2022	24/02/2022	9,055.00	9,055.00	0.0250	226.38	97.02
PTM.AX	Platinum Asset Management Limited	16/09/2021	240.00	102.86	16/09/2021	02/09/2021	2,000.00	2,000.00	0.1200	240.00	102.86
PTM.AX	Platinum Asset Management Limited	18/03/2022	200.00	85.71	18/03/2022	02/03/2022	2,000.00	2,000.00	0.1000	200.00	85.71
RIO.AX	RIO Tinto Limited	23/09/2021	3,557.09	1,524.47	23/09/2021	12/08/2021	468.00	468.00	7.6006	3,557.08	1,524.46
RIO.AX	RIO Tinto Limited	21/04/2022	3,102.09	1,329.47	21/04/2022	10/03/2022	468.00	468.00	6.6284	3,102.09	1,329.47
WOW.AX	Woolworths Group Limited	08/10/2021	171.05	73.31	08/10/2021	02/09/2021	311.00	311.00	0.5500	171.05	73.31
WOW.AX	Woolworths Group Limited	13/04/2022	121.29	51.98	13/04/2022	03/03/2022	311.00	311.00	0.3900	121.29	51.98
			13,940.43	5,554.24					21.9790	13,940.39	5,554.21
Units in Listed Unit Trusts (Australian)											
STW.AX	Spdr S&p/asx 200 Fund	12/10/2021	738.57		12/10/2021	29/09/2021	699.00	699.00	1.0566	738.57	284.92
STW.AX	Spdr S&p/asx 200 Fund	13/01/2022	325.57		13/01/2022	30/12/2021	699.00	699.00	0.4658	325.57	106.95
STW.AX	Spdr S&p/asx 200 Fund	12/04/2022	502.65		12/04/2022	30/03/2022	699.00	699.00	0.7191	502.65	197.05
STW.AX	Spdr S&p/asx 200 Fund	30/06/2022	1,356.16	910.33							
STW.AX	Spdr S&p/asx 200 Fund				12/07/2022	29/06/2022	699.00	699.00	1.9401	1,356.16	321.42
			2,922.95	910.33					4.1816	2,922.95	910.34
Unreconciled											
Shares in Listed Companies (Australian)											
BHP.AX	BHP Group Limited	21/09/2021	1,629.16	698.21	21/09/2021	02/09/2021	600.00	600.00	2.7153	1,629.16	698.21
BHP.AX	BHP Group Limited	28/03/2022	1,248.34	535.00	28/03/2022	24/02/2022	600.00	600.00	2.0806	1,248.34	535.00
BHP.AX	BHP Group Limited	01/06/2022	3,214.08	1,377.46							

Pyro Superannuation Fund

Investment Income Comparison Report

As at 30 June 2022

Investment	Ledger Data			ASX & UUT Data						
	Transaction Date	Income Amount	Franking Credit	Date Payable	Ex Div/Dist Date	Units On Hand	45 Day Qualified	Amount per share/unit	Estimated Income	Estimated Franking*
		6,091.58	2,610.67					4.7958	2,877.50	1,233.21
Units in Listed Unit Trusts (Australian)										
INA.AX**	Ingenia Communities Group			23/09/2021	23/08/2021	4,740.00	4,740.00	0.0550	260.70	0.00
INA.AX**	Ingenia Communities Group	24/03/2022	282.46	24/03/2022	25/02/2022	5,432.00	5,432.00	0.0520	282.46	0.00
INA.AX**	Ingenia Communities Group	30/06/2022	318.30							
MGC.AX	Mg Unit Trust	15/10/2021	496.55							
		1,097.31	0.00					0.1070	543.16	0.00
		25,413.58	9,075.24					31.2293	21,645.32	7,697.76

*Franking credit is estimated using 45 day qualified units. The estimation might not be accurate for preference shares and hedging arrangements.

**For stapled securities, income may be unreconciled due to ASX data including dividend and distribution components that are recognised in different financial years.



BHP Group Limited
ABN 49 004 028 077

039026 000 BHP



MR BRYAN PATRICK DWYER &
MRS CECILIA DWYER
<PYRO SUPER FUND A/C>
501/149-161 O'RIORDAN STREET
MASCOT NSW 2020

Update Your Details:



www.computershare.com.au/investor



(within Australia) 1300 656 780
(outside Australia) +61 3 9415 4020



Computershare Investor Services Pty Limited
GPO Box 2975 Melbourne
Victoria 3001 Australia

Your Shareholding

SHARE CLASS	HOLDER NUMBER
Ordinary Shares	HIN WITHHELD
TFN/ABN STATUS	DIRECT CREDIT REF NO
Quoted	1105128
RECORD DATE	PAYMENT DATE
3 September 2021	21 September 2021

You must keep this document for your tax records.

BHP Group Limited Shares

384th Dividend Payment - Dividend Statement & Direct Credit Advice

The statement below represents your final dividend for the year ended 30 June 2021. This dividend is paid at the rate of US\$2.00 (equivalent to A\$2.71527000) per share on your holding of fully paid ordinary shares, registered in your name and entitled to participate as at the record date. This dividend has been franked in Australia at a rate of 100% and the company tax rate used to determine the franking credit is 30%. All amounts are in Australian dollars, except where indicated.

Stefanie Wilkinson
Group Company Secretary

Amount per Security	Number of Securities	Franked Amount	Unfranked Amount	Gross Payment
A\$2.71527000	600	A\$1,629.16	A\$0.00	A\$1,629.16
Net Payment				A\$1,629.16
Australian Franking Credit				A\$698.21

Your Payment Instruction

AUSTRALIAN DEFENCE CR UNION
BSB: 642-170
Account Number: XXXX40

Amount Deposited

A\$1,629.16

If payment cannot be made to the above instruction, you will be issued a cheque in the same currency as the Amount Deposited.



BHP Group Limited
ABN 49 004 028 077

041023 000 BHP



MR BRYAN PATRICK DWYER &
MRS CECILIA DWYER
<PYRO SUPER FUND A/C>
501/149-161 O'RIORDAN STREET
MASCOT NSW 2020

Update Your Details:



www.computershare.com.au/investor



(within Australia) 1300 656 780
(outside Australia) +61 3 9415 4020



Computershare Investor Services Pty Limited
GPO Box 2975 Melbourne
Victoria 3001 Australia

Your Shareholding

SHARE CLASS	HOLDER NUMBER
Ordinary Shares	HIN WITHHELD
TFN/ABN STATUS	DIRECT CREDIT REF NO
Quoted	403872
RECORD DATE	PAYMENT DATE
25 February 2022	28 March 2022

You must keep this document for your tax records.

BHP Group Limited Shares

FY2022 Interim Dividend Payment - Dividend Statement & Direct Credit Advice

The statement below represents your interim dividend for the half year ended 31 December 2021. This dividend is paid at the rate of US\$1.50 (equivalent to A\$2.08055925) per share on your holding of fully paid ordinary shares, registered in your name and entitled to participate as at the record date. This dividend has been franked in Australia at a rate of 100% and the company tax rate used to determine the franking credit is 30%. All amounts are in Australian dollars, except where indicated.

Amount per Security	Number of Securities	Franked Amount	Unfranked Amount	Gross Payment
A\$2.08055925	600	A\$1,248.34	A\$0.00	A\$1,248.34
Net Payment				A\$1,248.34
Australian Franking Credit				A\$535.00

Your Payment Instruction

AUSTRALIAN DEFENCE CR UNION
BSB: 642-170
Account Number: XXXX40

Amount Deposited

A\$1,248.34

If payment cannot be made to the above instruction, you will be issued with a cheque in the same currency as the Amount Deposited.

Payment Advice



All Registry communications to:

C/- Link Market Services Limited
Locked Bag A14, Sydney South NSW 1235
Telephone: 1300 368 664
ASX Code: **WOW**
Email: woolworths@linkmarketservices.com.au
Website: www.linkmarketservices.com.au

WOOLWORTHS GROUP LIMITED

ABN: 88 000 014 675

MR BRYAN PATRICK DWYER & MRS CECILIA DWYER <PYRO SUPER FUND A/C>

501/149-161 O'RIORDAN STREET
MASCOT NSW
2020

DIVIDEND STATEMENT

Reference No.: X*****5081
Payment Date: 13 April 2022
Record Date: 04 March 2022

Security Description	Dividend Rate per Share	Participating Shares	Unfranked Amount	Franked Amount	Total Payment	Franking Credit
WOW - FPO	\$0.39	311	\$0.00	\$121.29	\$121.29	\$51.98
					Less Withholding Tax	\$0.00
					Net Amount	AUD 121.29
					Represented By:	
					Direct Credit amount	AUD 121.29

BANKING INSTRUCTIONS

The amount of AUD 121.29 was deposited to the bank account detailed below:

AUST DEFENCE CREDIT UNION LTD

BP&CDWYER ATF PYRO SUPER FUND

BSB: 642-170 **ACC:** *****3887

DIRECT CREDIT REFERENCE NO.: 1275536148

FRANKING INFORMATION

Franked Rate per Share	\$0.39
Franking Percentage	100%
Company Tax Rate	30%

The total amount together with the franking credit (if any) should be disclosed as assessable income in your Australian tax return.

Note: You may require this statement for taxation purposes. All investors should seek independent advice relevant to their own particular circumstances.

Please ensure your details are current by viewing and updating via the online service centre.

009846 000 RIO



MR BRYAN PATRICK DWYER &
MRS CECILIA DWYER
<PYRO SUPER FUND A/C>
501/149-161 O'RIORDAN STREET
MASCOT NSW 2020

Dividend Statement

Holder Identification Number	HIN WITHHELD
Record Date	13 August 2021
Payable Date	23 September 2021
Half Year Ended	30 June 2021
Tax File Number	Quoted

Shareholder helpline number: 1800 813 292
New Zealand holders: 0800 450 740
International shareholders: +61 (3) 9415 4030
www.investorcentre.com/rio
Computershare Investor Services Pty Ltd, GPO Box 2975, Melbourne VIC 3001 Australia

Dividend advice - Interim and special dividends for the half year ended 30 June 2021

Dear shareholder,

On 28 July 2021 Rio Tinto declared a 2021 interim dividend of 509.42 Australian cents per share (equivalent to 376.00 US cents), and a special dividend of 250.64 Australian cents per share (equivalent to 185.00 US cents). A payment has been made to your nominated bank account in accordance with your details shown below.

These dividends are payable on ordinary shares registered in your name and entitled to participate as at the record date of 13 August 2021. For income tax purposes these dividends are both fully franked (100 per cent) at the tax rate of 30 per cent.

Payment Type	AUD Dividend Rate Per Share	Shareholding	AUD Franked Dividend Payable	AUD Unfranked Dividend Payable	AUD Franking Credits	Gross Payment
Interim	509.42 cents	468	\$2,384.09	\$0.00	\$1,021.75	\$2,384.09
Special	250.64 cents	468	\$1,173.00	\$0.00	\$502.71	\$1,173.00
AUD Tax Withheld						\$0.00
AUD Dividend Amount						\$3,557.09

Yours sincerely

Tim Paine
Joint Company Secretary

BANKING INSTRUCTION
AUSTRALIAN DEFENCE CR UNION
BSB: 642-170 ACC: XXXX40

Date Payable: 23 September 2021
Payment Amount: \$3,557.09

Please retain this dividend statement for your records.

Manage your holdings online: Register at www.investorcentre.com/rio

Elect direct credit payment and electronic communications at Investor Centre, our free self-service website is available 24/7. Manage your shareholdings online, the easy way!

View any outstanding payments



Change payment options



Switch to ecommunications



View your Shareholding



Change your address



Update your TFN



010665 000 RIO



MR BRYAN PATRICK DWYER &
MRS CECILIA DWYER
<PYRO SUPER FUND A/C>
501/149-161 O'RIORDAN STREET
MASCOT NSW 2020

Dividend Statement

Holder Identification Number	HIN WITHHELD
Record Date	11 March 2022
Payable Date	21 April 2022
Year Ended	31 December 2021
Tax File Number	Quoted

Shareholder helpline number: 1800 813 292
New Zealand holders: 0800 450 740
International shareholders: +61 (3) 9415 4030
www.investorcentre.com/rio
Computershare Investor Services Pty Ltd, GPO Box 2975, Melbourne VIC 3001 Australia

Dividend advice - Final and special dividends for the year ended 31 December 2021

Dear shareholder,

On 23 February 2022 Rio Tinto declared a 2021 final dividend of 577.04 Australian cents per share (equivalent to 417.00 US cents), and a special dividend of 85.80 Australian cents per share (equivalent to 62.00 US cents). A payment has been made to your nominated bank account in accordance with your details shown below.

These dividends are payable on ordinary shares registered in your name and entitled to participate as at the record date of 11 March 2022. For income tax purposes these dividends are both fully franked (100 per cent) at the tax rate of 30 per cent.

Payment Type	AUD Dividend Rate Per Share	Shareholding	AUD Franked Dividend Payable	AUD Unfranked Dividend Payable	AUD Franking Credits	Gross Payment
Final	577.04 cents	468	\$2,700.55	\$0.00	\$1,157.38	\$2,700.55
Special	85.80 cents	468	\$401.54	\$0.00	\$172.09	\$401.54
AUD Tax Withheld						\$0.00
AUD Dividend Amount						\$3,102.09

Yours sincerely

Tim Paine
Joint Company Secretary

BANKING INSTRUCTION
AUSTRALIAN DEFENCE CR UNION
BSB: 642-170 ACC: XXXX40

Date Payable: 21 April 2022
Payment Amount: \$3,102.09

Please retain this dividend statement for your records.

Manage your holdings online: Register at www.investorcentre.com/rio

Elect direct credit payment and electronic communications at Investor Centre, our free self-service website is available 24/7. Manage your shareholdings online, the easy way!

View any outstanding payments



Change payment options



Switch to ecommunications



View your Shareholding



Change your address



Update your TFN





Platinum[®]

ASSET MANAGEMENT LIMITED

ABN 13 050 064 287

002453 000 PTM



MR BRYAN PATRICK DWYER &
MRS CECILIA DWYER
<PYRO SUPER FUND A/C>
501/149-161 O'RIORDAN STREET
MASCOT NSW 2020

Update your information:



www.investorcentre.com/au



Computershare Investor Services
Pty Limited
GPO Box 2975 Melbourne
Victoria 3001 Australia



1300 855 080 (within Australia)
+61 3 9415 4000 (outside Australia)

Holder Identification Number (HIN)

HIN WITHHELD

ASX Code	PTM
TFN/ABN Status	Quoted
Record Date	3 March 2022
Payment Date	18 March 2022
Direct Credit Reference No.	814574

Dividend for the Half-Year Ended 31 December 2021

Your dividend payment is calculated as follows:

Class Description	Number of Securities	Dividend per Security	Unfranked Amount	Franked Amount	Franking Credit
Ordinary Shares	2,000	10 cents	\$0.00	\$200.00	\$85.71

This payment is 100% franked at the corporate tax rate of 30%.

This notice contains information to assist you in preparing your Tax Return.

Please retain it in a safe place as a charge may be levied for a replacement.

If you require your payment to be re-issued, you may be charged an administrative fee which will be deducted from your payment.

Net Payment	AU\$200.00
--------------------	-------------------

Payment instruction

Australian Defence Cr Union

BSB: 642-170

Account Number: XXXX40

Amount Deposited	\$200.00
-------------------------	-----------------

002281 000 PTM



MR BRYAN PATRICK DWYER &
MRS CECILIA DWYER
<PYRO SUPER FUND A/C>
501/149-161 O'RIORDAN STREET
MASCOT NSW 2020

Update your information:



www.investorcentre.com/au



Computershare Investor Services
Pty Limited
GPO Box 2975 Melbourne
Victoria 3001 Australia



1300 855 080 (within Australia)
+61 3 9415 4000 (outside Australia)

Holder Identification Number (HIN)

HIN WITHHELD

ASX Code PTM

TFN/ABN Status Quoted

Record Date 3 September 2021

Payment Date 16 September 2021

Direct Credit Reference No. 813859

Final dividend for the year ended 30 June 2021

Your dividend payment is calculated as follows:

Class Description	Number of Securities	Dividend per Security	Unfranked Amount	Franked Amount	Franking Credit
Ordinary Shares	2,000	12 cents	\$0.00	\$240.00	\$102.86

This payment is 100% franked at the corporate tax rate of 30%.

This notice contains information to assist you in preparing your Tax Return.

Please retain it in a safe place as a charge may be levied for a replacement.

Net Payment AU\$240.00

Payment instruction

Australian Defence Cr Union

BSB: 642-170

Account Number: XXXX40

Amount Deposited \$240.00



MR BRYAN PATRICK DWYER &
 MRS CECILIA DWYER
 <PYRO SUPER FUND A/C>
 501/149-161 O'RIORDAN STREET
 MASCOT NSW 2020

Key Details

Allotment date: 18 March 2022
Record date: 25 February 2022
SRN/HIN: X*****5081
 TFN/ABN RECEIVED AND RECORDED

Interim dividend statement for the six months ended 31 December 2021

This dividend is 100% franked at the company tax rate of 30%.

Description	Dividend rate per share	Participating holding	Unfranked amount	Franked amount	Total amount	Franking credit
Ordinary Shares	A\$0.025	9,055	\$0.00	\$226.38	\$226.38	\$97.02
Net dividend amount:					\$226.38	

Cash balance brought forward:	\$0.84
Amount available from this payment:	\$226.38
Total amount available for reinvestment:	\$227.22
Cost of shares allotted at \$1.03196 / share:	\$227.03
Number of shares allotted:	220
Cash balance carried forward:	\$0.19
Total shares after allotment:	9,275

Holding Statement

Date	Transaction type	Increase	Decrease	Holding Balance
	Opening Balance			9,055
18 March 2022	Dividend Reinvestment Plan Allotment	220		
	*Closing Balance			9,275

These shares were allotted under the terms and conditions of the Dividend Reinvestment Plan.

* Note: The total shares after allotment / Closing Balance detailed above does not include any ex dividend transactions registered after the ex dividend date or any transactions registered since the record date. Neither Platinum Asia Investments Limited nor Link Market Services Limited will be liable for any losses incurred by any person who relies on the holding shown without making their own adjustments for any transactions.

For your convenience, you may update your details by visiting the Link Market Services Limited website at www.linkmarketservices.com.au.

Please see overleaf for online login instructions

Retain this statement to assist in preparing your tax return

Update your details online



What you need to do:

We need the following details to administer your security holding. To update your information in a fast, secure and environmentally friendly way visit www.linkmarketservices.com.au

1	<p>Bank account details</p> <p>Payments will only be paid directly into your nominated bank account (if valid). Select Payments & Tax, click on Payment Instructions.</p> <p>If you wish to receive your payments in a foreign currency, simply select Foreign Currency Payment under the Payment Instructions menu subject to certain terms and conditions.</p> <p>You may wish to participate in the Reinvestment Plan (DRP), simply select Reinvestment Plans under the Payments & Tax menu (if DRP is applicable).</p>
2	<p>Email address</p> <p>Communication by email means you can be promptly notified of key company announcements, when payments are made and statements are available, and when voting can be accessed online for securityholder meetings. Select Communications, click on Preferences and select All communications electronically.</p>
3	<p>TFN, TFN exemption or ABN</p> <p>To update your Tax File Number (TFN), TFN exemption code or Australian Business Number (ABN) select Payments & Tax, click on Tax Details.</p>
4	<p>Foreign Account Tax Compliance Act (FATCA) & Common Reporting Standard (CRS)</p> <p>To update your FATCA/CRS details, select Payments & Tax, click on FATCA/CRS. Check if you have already self-certified this holding. If not, complete the online form and submit.</p>

How to update your information:

1. Login to Link's Investor Centre at www.linkmarketservices.com.au and click on 'Investor Login' or scan the QR Code (above).
2. Enter your email address and password in **Portfolio Login**.
3. If you do not have a **Portfolio*** login, please set up a portfolio by selecting **Register Now** and follow the prompts.

Authentication may be required depending on the value of your portfolio. If you are unable to update your address or bank account details online; you must complete the relevant forms (available on Link's website) and return the completed forms to Link.

How to register for a Portfolio:

1. Enter the Issuer's name/ASX Code.
2. You will need your HIN/SRN. This important information is on your holding statement. You should always ensure to keep this information in a safe place.
3. Enter your postcode or, if your registered address is overseas, click on the Outside Australia link and select your country of residence from the drop-down list.

* Setting up a Portfolio login allows you to easily manage your holdings across issuers who use Link as their registrar.

You can also manage your Link Portfolio on the go. Simply download the **Link Investor Centre** mobile app from Apple Store or Google Play.



MR BRYAN PATRICK DWYER &
 MRS CECILIA DWYER
 <PYRO SUPER FUND A/C>
 501/149-161 O'RIORDAN STREET
 MASCOT NSW 2020

Key Details

Allotment date: 16 September 2021
Record date: 27 August 2021
SRN/HIN: X*****5081
 TFN/ABN RECEIVED AND RECORDED

Final dividend statement for the six months ended 30 June 2021

This dividend is 100% franked at the company tax rate of 30%.

Description	Dividend rate per share	Participating holding	Unfranked amount	Franked amount	Total amount	Franking credit
Ordinary Shares	A\$0.06	8,611	\$0.00	\$516.66	\$516.66	\$221.43
Net dividend amount:					\$516.66	

Cash balance brought forward:	\$0.14
Amount available from this payment:	\$516.66
Total amount available for reinvestment:	\$516.80
Cost of shares allotted at \$1.16208 / share:	\$515.96
Number of shares allotted:	444
Cash balance carried forward:	\$0.84
Total shares after allotment:	9,055

Holding Statement

Date	Transaction type	Increase	Decrease	Holding Balance
	Opening Balance			8,611
16 September 2021	Dividend Reinvestment Plan Allotment	444		
	*Closing Balance			9,055

These shares were allotted under the terms and conditions of the Dividend Reinvestment Plan.

* Note: The total shares after allotment / Closing Balance detailed above does not include any ex dividend transactions registered after the ex dividend date or any transactions registered since the record date. Neither Platinum Asia Investments Limited nor Link Market Services Limited will be liable for any losses incurred by any person who relies on the holding shown without making their own adjustments for any transactions.

For your convenience, you may update your details by visiting the Link Market Services Limited website at www.linkmarketservices.com.au.

Please see overleaf for online login instructions

Retain this statement to assist in preparing your tax return

Update your details online



What you need to do:

We need the following details to administer your security holding. To update your information in a fast, secure and environmentally friendly way visit www.linkmarketservices.com.au

1	<p>Bank account details</p> <p>Payments will only be paid directly into your nominated bank account (if valid). Select Payments & Tax, click on Payment Instructions.</p> <p>If you wish to receive your payments in a foreign currency, simply select Foreign Currency Payment under the Payment Instructions menu subject to certain terms and conditions.</p> <p>You may wish to participate in the Reinvestment Plan (DRP), simply select Reinvestment Plans under the Payments & Tax menu (if DRP is applicable).</p>
2	<p>Email address</p> <p>Communication by email means you can be promptly notified of key company announcements, when payments are made and statements are available, and when voting can be accessed online for securityholder meetings. Select Communications, click on Preferences and select All communications electronically.</p>
3	<p>TFN, TFN exemption or ABN</p> <p>To update your Tax File Number (TFN), TFN exemption code or Australian Business Number (ABN) select Payments & Tax, click on Tax Details.</p>
4	<p>Foreign Account Tax Compliance Act (FATCA) & Common Reporting Standard (CRS)</p> <p>To update your FATCA/CRS details, select Payments & Tax, click on FATCA/CRS. Check if you have already self-certified this holding. If not, complete the online form and submit.</p>

How to update your information:

1. Login to Link's Investor Centre at www.linkmarketservices.com.au and click on 'Investor Login' or scan the QR Code (above).
2. Enter your email address and password in **Portfolio Login**.
3. If you do not have a **Portfolio*** login, please set up a portfolio by selecting **Register Now** and follow the prompts.

Authentication may be required depending on the value of your portfolio. If you are unable to update your address or bank account details online; you must complete the relevant forms (available on Link's website) and return the completed forms to Link.

How to register for a Portfolio:


1. Enter the Issuer's name/ASX Code.
2. You will need your HIN/SRN. This important information is on your holding statement. You should always ensure to keep this information in a safe place.
3. Your postcode or, if your registered address is overseas, click on the Outside Australia link and select your country of residence from the drop-down list.


* Setting up a Portfolio login allows you to easily manage your holdings across issuers who use Link as their registrar.


You can also manage your Link Portfolio on the go, simply download the **Link Investor Centre** mobile app from Apple Store or Google Play.



All correspondence to:

 Boardroom Pty Limited
ABN 14 003 209 836
GPO Box 3993
Sydney NSW 2001

 Tel: 1300 664 446 (within Australia)
Tel: +61 2 8016 2896 (outside Australia)
Fax: +61 2 9279 0664

 www.boardroomlimited.com.au
origin@boardroomlimited.com.au

MR BRYAN PATRICK DWYER &
MRS CECILIA DWYER
<PYRO SUPER FUND A/C>
501/149-161 O'RIORDAN STREET
MASCOT NSW 2020

SRN/HIN: X*****5081
Share Class: Ordinary
TFN/ABN Status: Quoted
Record Date: 02 March 2022
Payment Date: 25 March 2022

Dividend Statement

Origin Energy Limited has determined a 100% unfranked interim dividend for the half-year ended 31 December 2021.

Number of shares	Dividend per share	Franked amount	Unfranked amount	Withholding tax	Net amount	Franking credit
1,006	12.5 cents	Nil	\$125.75	Nil	\$125.75	Nil

Withholding tax has been deducted where your TFN, ABN or Exemption Code has not been recorded or if non-resident withholding tax applies.

All amounts are in Australian Dollars unless otherwise stated.

Please retain this statement for taxation purposes.

Your payment instructions

Bank code 642-170	Account number ***240	Receipt currency AUD	Exchange rate N/A	Amount deposited 125.75
-----------------------------	---------------------------------	--------------------------------	-----------------------------	-----------------------------------

Please check the above details are correct and payment has been credited to your account.

CHESSE Holders Update

ASX has now launched the ASX CHESSE Statements Portal, giving you the ability to receive electronic notifications about your holdings.

To access the portal and your electronic notifications, your broker will need to opt you in. Contact your broker and see if they have this service enabled. Once you have opted in, all of your statements and notifications will be available through the ASX CHESSE Statements Portal and you will no longer receive paper statements.

For any technical issues relating to this service, you will need to contact ASX directly. See <https://www2.asx.com.au/investors/start-investing/electronic-delivery-of-chess-notifications>


If you have not opted in, you will continue to receive CHESSE holding statements and notifications in the mail.

S00042598798



All correspondence to:

 Boardroom Pty Limited
ABN 14 003 209 836
GPO Box 3993
Sydney NSW 2001

 Tel: 1300 664 446 (within Australia)
Tel: +61 2 8016 2896 (outside Australia)
Fax: +61 2 9279 0664

 www.boardroomlimited.com.au
origin@boardroomlimited.com.au

MR BRYAN PATRICK DWYER &
MRS CECILIA DWYER
<PYRO SUPER FUND A/C>
501/149-161 O'RIORDAN STREET
MASCOT NSW 2020

SRN/HIN: X*****5081
Share Class: Ordinary
TFN/ABN Status: Quoted
Record Date: 08 September 2021
Payment Date: 01 October 2021

Dividend Statement

Origin Energy Limited has determined a 100% unfranked final dividend for the full-year ended 30 June 2021.

Number of shares	Dividend per share	Franked amount	Unfranked amount	Withholding tax	Net amount	Franking credit
1,006	7.5 cents	Nil	\$75.45	Nil	\$75.45	Nil

Withholding tax has been deducted where your TFN, ABN or Exemption Code has not been recorded or if non-resident withholding tax applies.

All amounts are in Australian Dollars unless otherwise stated.

Please retain this statement for taxation purposes.

Your payment instructions

Bank code	Account number	Receipt currency	Exchange rate	Amount deposited
642-170	***240	AUD	N/A	75.45

Please check the above details are correct and payment has been credited to your account.

Annual General Meeting

Our Virtual AGM will be held on Wednesday, 20 October 2021.
Visit boardroomlimited.com.au/agm/originagm2021

Letter to Shareholders

To view Origin's 2021 Letter to Shareholders please visit originenergy.com.au/dividends

Electronic Communications

To go paperless, please log onto investorserve.com.au - provide your email address and change your communication preference to email.

S00042598798



2021 Final Dividend Statement

033614 000 NAB
MR BRYAN PATRICK DWYER &
MRS CECILIA DWYER
<PYRO SUPER FUND A/C>
501/149-161 O'RIORDAN STREET
MASCOT NSW 2020

Contact our Share Registry

www.investorcentre.com/au

(in Australia) 1300 367 647
(outside Australia) +61 3 9415 4299

Holder Identification Number (HIN)

HIN WITHHELD

Summary of key information

Payment Date 15 December 2021
Record Date 16 November 2021
TFN/ABN status Quoted
ASX code NAB
Direct Credit Reference No. 573046

Final Dividend for the year ended 30 September 2021

The dividend is 100% franked at the relevant Australian Corporate Tax Rate of 30%.

Ordinary Shares	Dividend Rate per Share	Unfranked Amount	Franked Amount	Franking Credit
906	67 cents	\$0.00	\$607.02	\$260.15

Dividend Summary

906 shares x 67 cents = \$607.02

Payment details

The cash dividend amount of \$607.02 has been credited to:

AUSTRALIAN DEFENCE CR UNION
BSB: 642-170 ACC: **1240

Tax information

Australian resident shareholders

Franked Amount: This should be included in your assessable income.

Franking Credit: This may also need to be included in your assessable income. This amount may be available as a tax offset to reduce your income tax liability.

New Zealand tax resident shareholders

New Zealand tax law requires us to notify shareholders that New Zealand imputation credits have been attached to this dividend at a rate of NZ\$0.01 per share. These credits are only relevant for shareholders required to file a New Zealand income tax return.

The aggregate of the dividend amount together with the attached New Zealand imputation credits is NZ\$637.75.

If you are unsure of the tax treatment of your dividend, please contact your accountant or taxation adviser.

Dividend Amount

\$607.02



2021 Interim Dividend Statement

034427 000 NAB



MR BRYAN PATRICK DWYER &
MRS CECILIA DWYER
<PYRO SUPER FUND A/C>
501/149-161 O'RIORDAN STREET
MASCOT NSW 2020

Contact our Share Registry

www.investorcentre.com/au

(in Australia) 1300 367 647
(outside Australia) +61 3 9415 4299

Holder Identification Number (HIN)

HIN WITHHELD

Summary of key information

Payment Date	2 July 2021
Record Date	14 May 2021
TFN/ABN status	Quoted
ASX code	NAB
Direct Credit Reference No.	1083841

Interim Dividend for the year ending 30 September 2021

The dividend is 100% franked at the relevant Australian Corporate Tax Rate of 30%.

Ordinary Shares	Dividend Rate per Share	Unfranked Amount	Franked Amount	Franking Credit
906	60 cents	\$0.00	\$543.60	\$232.97

Dividend Summary

906 shares x 60 cents = \$543.60

Payment details

The cash dividend amount of \$543.60 has been credited to:

AUSTRALIAN DEFENCE CR UNION
BSB: 642-170 ACC: **1240

Tax information

Australian resident shareholders

Franked Amount: This should be included in your assessable income.

Franking Credit: This may also need to be included in your assessable income. This amount may be available as a tax offset to reduce your income tax liability.

If you are unsure of the tax treatment of your dividend, please contact your accountant or taxation adviser.

Dividend Amount

\$543.60


029143 000 MPL



MR BRYAN PATRICK DWYER &
MRS CECILIA DWYER
<PYRO SUPER FUND A/C>
501/149-161 O'RIORDAN STREET
MASCOT NSW 2020

Update your information:

 **Online:**
www.computershare.com.au/easyupdate/MPL

 **By Mail:**
Computershare Investor Services Pty Limited
GPO Box 2975 Melbourne
Victoria 3001 Australia

Enquiries:

(within Australia) 1800 998 778
(international) +61 (3) 9415 4011

Holder Identification Number (HIN)

HIN WITHHELD

ASX Code	MPL
TFN/ABN Status	Quoted
Record Date	9 September 2021
Payment Date	30 September 2021
Direct Credit Reference No.	973547

2021 Final Dividend Statement

This statement represents payment of your final dividend for the year ended 30 June 2021. This dividend is paid at the rate of 6.9 cents per share for your holding of fully paid ordinary shares, registered in your name and entitled to participate as at the Record Date of 9 September 2021. This dividend is fully franked (100%) at the corporate tax rate of 30%.

Please register at www.computershare.com.au/easyupdate/MPL in order to update your TFN, bank account, and other details online.

Class Description	Dividend Rate per Security	Number of Securities	Franked Amount	Gross Payment
Ordinary Shares	6.9 cents	7,356	\$507.56	\$507.56
			Net Payment	\$507.56
			Franking Credit	\$217.53

Note:

- You should retain this statement to assist you in preparing your tax return.
- If you require a replacement statement for any of your dividend payments, you may be charged a fee to cover the costs of reissue.

Your Payment Instruction

AUSTRALIAN DEFENCE CR UNION
BSB: 642-170 Account number: XXXX40

Amount Deposited
AUD\$507.56


031682 000 MPL



MR BRYAN PATRICK DWYER &
MRS CECILIA DWYER
<PYRO SUPER FUND A/C>
501/149-161 O'RIORDAN STREET
MASCOT NSW 2020

Update your information:

 **Online:**
www.computershare.com.au/easyupdate/MPL

 **By Mail:**
Computershare Investor Services Pty Limited
GPO Box 2975 Melbourne
Victoria 3001 Australia

Enquiries:

(within Australia) 1800 998 778
(international) +61 (3) 9415 4011

Holder Identification Number (HIN)

HIN WITHHELD

ASX Code	MPL
TFN/ABN Status	Quoted
Record Date	7 March 2022
Payment Date	24 March 2022
Direct Credit Reference No.	970600

2022 Interim Dividend Statement

This statement represents payment of your interim dividend for the half year ended 31 December 2021. This dividend is paid at the rate of 6.1 cents per share for your holding of fully paid ordinary shares, registered in your name and entitled to participate as at the Record Date of 7 March 2022. This dividend is fully franked (100%) at the corporate tax rate of 30%.

Please register at www.computershare.com.au/easyupdate/MPL in order to update your TFN, bank account, and other details online.

Class Description	Dividend Rate per Security	Number of Securities	Franked Amount	Gross Payment
Ordinary Shares	6.1 cents	7,356	\$448.72	\$448.72
			Net Payment	\$448.72
			Franking Credit	\$192.31

Note:

- You should retain this statement to assist you in preparing your tax return.
- If you require a replacement statement for any of your dividend payments, you may be charged a fee to cover the costs of reissue.

Your Payment Instruction

AUSTRALIAN DEFENCE CR UNION
BSB: 642-170 Account number: XXXX40

Amount Deposited
AUD\$448.72

Payment Advice



IPH LIMITED

ABN: 49 169 015 838

MR BRYAN PATRICK DWYER & MRS CECILIA DWYER <PYRO SUPER FUND A/C>

501/149-161 O'RIORDAN STREET
MASCOT NSW
2020

All Registry communications to:

C/- Link Market Services Limited
Locked Bag A14, Sydney South, NSW, 1235
Telephone: 1300 554 474
ASX Code: IPH
Email: registrars@linkmarketservices.com.au
Website: www.linkmarketservices.com.au

DIVIDEND STATEMENT

Reference No.: X*****5081
Payment Date: 18 March 2022
Record Date: 23 February 2022

Security Description	Dividend Rate per Share	Participating Shares	Unfranked Amount	Franked Amount	Total Payment	Franking Credit
IPH - FULLY PAID ORDINARY SHARES	\$0.145	4,367	\$379.93	\$253.29	\$633.22	\$108.55
				Less Withholding Tax		\$0.00
				Net Amount		AUD 633.22
				Represented By:		
				Dividend Reinvestment Plan amount		AUD 633.22

DIVIDEND REINVESTMENT PLAN

Cash balance brought forward:	\$0.00
Amount available from this payment:	\$633.22
Total amount available for reinvestment:	\$633.22
Cost of shares allotted at \$8.20 / share:	\$631.40
Number of shares allotted:	77
Cash balance carried forward:	\$1.82

HOLDING BALANCE

Total shares after allotment:	4,444
-------------------------------	-------

These shares were allotted under the terms and conditions of the Reinvestment Plan.

Note: The shares after allotment detailed above does not include any ex dividend transactions registered after the ex dividend date or any transactions registered since the record date. Neither the Issuer nor Link Market Services Limited will be liable for any losses incurred by any person who relies on the holding shown without making their own adjustments for any transactions.

FRANKING INFORMATION

Franked Rate per Share	\$0.058
Franking Percentage	40%
Company Tax Rate	30%

AUSTRALIAN TAX INFORMATION (A\$)

Income Description	Amount
Conduit Foreign Income (CFI)	\$379.93
Nil CFI	\$0.00
Total unfranked Income	\$379.93

Withholding tax is not payable by non-residents on the Conduit Foreign Income portion of the unfranked dividend amount.
The total amount together with the franking credit (if any) should be disclosed as assessable income in your Australian tax return.

Note: You may require this statement for taxation purposes. All investors should seek independent advice relevant to their own particular circumstances.

Please ensure your details are current by viewing and updating via the online service centre.

Payment Advice



IPH LIMITED

ABN: 49 169 015 838

MR BRYAN PATRICK DWYER & MRS CECILIA DWYER <PYRO SUPER FUND A/C>

501/149-161 O'RIORDAN STREET
MASCOT NSW
2020

All Registry communications to:

C/- Link Market Services Limited
Locked Bag A14, Sydney South, NSW, 1235
Telephone: 1300 554 474
ASX Code: **IPH**
Email: registrars@linkmarketservices.com.au
Website: www.linkmarketservices.com.au

DIVIDEND STATEMENT

Reference No.: X*****5081
Payment Date: 17 September 2021
Record Date: 25 August 2021

Security Description	Dividend Rate per Share	Participating Shares	Unfranked Amount	Franked Amount	Total Payment	Franking Credit
IPH - FULLY PAID ORDINARY SHARES	\$0.155	4,295	\$399.44	\$266.29	\$665.73	\$114.12
		Less Withholding Tax			\$0.00	
		Net Amount			AUD 665.73	
		Represented By:				
		Dividend Reinvestment Plan amount			AUD 665.73	

DIVIDEND REINVESTMENT PLAN

Cash balance brought forward:	\$0.00
Amount available from this payment:	\$665.73
Total amount available for reinvestment:	\$665.73
Cost of shares allotted at \$9.301 / share:	\$669.67
Number of shares allotted:	72
Cash balance carried forward:	\$0.00

HOLDING BALANCE

Total shares after allotment:	4,367
-------------------------------	-------

These shares were allotted under the terms and conditions of the Reinvestment Plan.

Note: The shares after allotment detailed above does not include any ex dividend transactions registered after the ex dividend date or any transactions registered since the record date. Neither the Issuer nor Link Market Services Limited will be liable for any losses incurred by any person who relies on the holding shown without making their own adjustments for any transactions.

FRANKING INFORMATION

Franked Rate per Share	\$0.062
Franking Percentage	40%
Company Tax Rate	30%

AUSTRALIAN TAX INFORMATION (A\$)

Income Description	Amount
Conduit Foreign Income (CFI)	\$399.44
Nil CFI	\$0.00
Total unfranked Income	\$399.44

Withholding tax is not payable by non-residents on the Conduit Foreign Income portion of the unfranked dividend amount.
The total amount together with the franking credit (if any) should be disclosed as assessable income in your Australian tax return.

Note: You may require this statement for taxation purposes. All investors should seek independent advice relevant to their own particular circumstances.

Please ensure your details are current by viewing and updating via the online service centre.

Payment Advice



All Registry communications to:
Endeavour Group Limited
Locked Bag A14, Sydney South NSW 1235
Telephone: + 61 1300 420 545
ASX Code: **EDV**
Email: endeavour@linkmarketservices.com.au
Website: www.endeavourgroup.com.au

ENDEAVOUR GROUP LIMITED

ABN: 77 159 767 843

MR BRYAN PATRICK DWYER & MRS CECILIA DWYER <PYRO SUPER FUND A/C>

501/149-161 O'RIORDAN STREET
MASCOT NSW
2020

DIVIDEND STATEMENT

Reference No.: X*****5081
Payment Date: 28 March 2022
Record Date: 02 March 2022

Security Description	Dividend Rate per Share	Participating Shares	Unfranked Amount	Franked Amount	Total Payment	Franking Credit
EDV - ORDINARY SHARES	\$0.125	311	\$0.00	\$38.88	\$38.88	\$16.66
Less Withholding Tax					\$0.00	
Net Amount					AUD 38.88	
Represented By:						
Direct Credit amount					AUD 38.88	

BANKING INSTRUCTIONS

The amount of AUD 38.88 was deposited to the bank account detailed below:

AUST DEFENCE CREDIT UNION LTD

BP&CDWYER ATF PYRO SUPER FUND

BSB: 642-170 ACC: ***3887**

DIRECT CREDIT REFERENCE NO.: 1273656908

FRANKING INFORMATION

Franked Rate per Share \$0.125
Franking Percentage 100%
Company Tax Rate 30%

The total amount together with the franking credit (if any) should be disclosed as assessable income in your Australian tax return.

Note: You may require this statement for taxation purposes. All investors should seek independent advice relevant to their own particular circumstances.

Please ensure your details are current by viewing and updating via the online service centre.

003285 000 CGF



MR BRYAN PATRICK DWYER &
MRS CECILIA DWYER
<PYRO SUPER FUND A/C>
501/149-161 O'RIORDAN STREET
MASCOT NSW 2020

Holder Identification Number (HIN)

HIN WITHHELD JNT

ASX Code CGF
TFN/ABN Status Quoted
Record Date 31 August 2021
Payment Date 22 September 2021
Direct Credit Reference No 819260

FINAL DIVIDEND FOR THE YEAR ENDED 30 JUNE 2021

Dear Shareholder

This payment represents a final dividend of 10.5 cents per share for the year ended 30 June 2021. This dividend is paid on the shares registered in your name and entitled to participate in the dividend as at the record date of 31 August 2021. This payment is fully franked.

Class Description	Amount per Security	Number of Securities	Franked Amount	Unfranked Amount	Gross Payment
Ordinary	10.5 cents	3,339	\$350.60	\$0.00	\$350.60
Total			\$350.60	\$0.00	\$350.60
			Net Payment		\$350.60
			Franking Credit		\$150.26

Note: You should retain this statement to assist you in preparing your tax return.

Your Payment Instruction

AUSTRALIAN DEFENCE CR UNION
BSB: 642-170 Account number: XXXX40

Amount Deposited
\$350.60

003482 000 CGF



MR BRYAN PATRICK DWYER &
MRS CECILIA DWYER
<PYRO SUPER FUND A/C>
501/149-161 O'RIORDAN STREET
MASCOT NSW 2020

Holder Identification Number (HIN)

HIN WITHHELD JNT

ASX Code CGF
TFN/ABN Status Quoted
Record Date 25 February 2022
Payment Date 22 March 2022
Direct Credit Reference No. 818109

INTERIM DIVIDEND FOR THE HALF YEAR ENDED 31 DECEMBER 2021

Dear Shareholder

This payment represents an interim dividend of 11.5 cents per share for the half year ended 31 December 2021. This dividend is paid on the shares registered in your name and entitled to participate in the dividend as at the record date of 25 February 2022. This payment is fully franked.

Class Description	Amount per Security	Number of Securities	Franked Amount	Unfranked Amount	Gross Payment
Ordinary	11.5 cents	3,339	\$383.99	\$0.00	\$383.99
Total			\$383.99	\$0.00	\$383.99
Net Payment					\$383.99
Franking Credit					\$164.57

Note: You should retain this statement to assist you in preparing your tax return.

Your Payment Instruction

AUSTRALIAN DEFENCE CR UNION
BSB: 642-170 Account number: XXXX40

Amount Deposited

\$383.99

Payment Advice



Commonwealth Bank

ABN 48 123 123 124

All Registry communications to:
Commonwealth Bank of Australia
Locked Bag A14, Sydney South, NSW, 1235
Telephone: 1800 022 440
ASX Code: **CBA**
Email: cba@linkmarketservices.com.au
Website: www.linkmarketservices.com.au

COMMONWEALTH BANK OF AUSTRALIA

ABN: 48 123 123 124

MR BRYAN PATRICK DWYER & MRS CECILIA DWYER <PYRO SUPER FUND A/C>

501/149-161 O'RIORDAN STREET
MASCOT NSW
2020

DIVIDEND STATEMENT

Reference No.: X*****5081
Payment Date: 30 March 2022
Record Date: 17 February 2022

Security Description	Dividend Rate per Share	Participating Shares	Unfranked Amount	Franked Amount	Total Payment	Franking Credit
CBA - ORDINARY SHARES	\$1.75	174	\$0.00	\$304.50	\$304.50	\$130.50
					Less Withholding Tax	\$0.00
					Net Amount	AUD 304.50
					Represented By:	
					Direct Credit amount	AUD 304.50

BANKING INSTRUCTIONS

The amount of AUD 304.50 was deposited to the bank account detailed below:

AUST DEFENCE CREDIT UNION LTD

BP&CDWYER ATF PYRO SUPER FUND
BSB: 642-170 ACC: *****3887

DIRECT CREDIT REFERENCE NO.: 1272044770

FRANKING INFORMATION

Franked Rate per Share	\$1.75
Franking Percentage	100%
Company Tax Rate	30%

New Zealand Imputation Credit in NZD

\$17.40

Attached to this dividend is a New Zealand Imputation Credit of NZ\$0.10 per share. The only Commonwealth Bank shareholders who may obtain benefits from the New Zealand Imputation Credits are New Zealand resident taxpayers who meet certain other requirements. If you require further information, we recommend you talk to your tax advisor or the New Zealand Inland Revenue Department.

For the avoidance of doubt, the offer of the Dividend Reinvestment Plan (DRP) to the public in New Zealand is made in compliance with Australian law and any code, rules or other requirements relating to the offer of the DRP in Australia.

The total amount together with the franking credit (if any) should be disclosed as assessable income in your Australian tax return.

Note: You may require this statement for taxation purposes. All investors should seek independent advice relevant to their own particular circumstances.

Please ensure your details are current by viewing and updating via the online service centre.

Payment Advice



**Commonwealth
Bank**

ABN 48 123 123 124

All Registry communications to:
Commonwealth Bank of Australia
Locked Bag A14, Sydney South, NSW, 1235
Telephone: 1800 022 440
ASX Code: **CBA**
Email: cba@linkmarketservices.com.au
Website: www.linkmarketservices.com.au

COMMONWEALTH BANK OF AUSTRALIA

ABN: 48 123 123 124

MR BRYAN PATRICK DWYER & MRS CECILIA DWYER <PYRO SUPER FUND A/C>

501/149-161 O'RIORDAN STREET
MASCOT NSW
2020

DIVIDEND STATEMENT

Reference No.: X*****5081
Payment Date: 29 September 2021
Record Date: 18 August 2021

Security Description	Dividend Rate per Share	Participating Shares	Unfranked Amount	Franked Amount	Total Payment	Franking Credit
CBA - ORDINARY SHARES	\$2.00	174	\$0.00	\$348.00	\$348.00	\$149.14
		Less Withholding Tax			\$0.00	
		Net Amount			AUD 348.00	
		Represented By:				
		Direct Credit amount			AUD 348.00	

BANKING INSTRUCTIONS

The amount of AUD 348.00 was deposited to the bank account detailed below:

AUST DEFENCE CREDIT UNION LTD

BP&CDWYER ATF PYRO SUPER FUND

BSB: 642-170 **ACC:** *****3887

DIRECT CREDIT REFERENCE NO.: 1263330880

FRANKING INFORMATION

Franked Rate per Share \$2.00
Franking Percentage 100%
Company Tax Rate 30%

New Zealand Imputation Credit in NZD

\$17.40

Attached to this dividend is a New Zealand Imputation Credit of NZ\$0.10 per share. The only Commonwealth Bank shareholders who may obtain benefits from the New Zealand Imputation Credits are New Zealand resident taxpayers who meet certain other requirements. If you require further information, we recommend you talk to your tax advisor or the New Zealand Inland Revenue Department.

For the avoidance of doubt, the offer of the Dividend Reinvestment Plan (DRP) to the public in New Zealand is made in compliance with Australian law and any code, rules or other requirements relating to the offer of the DRP in Australia.

The total amount together with the franking credit (if any) should be disclosed as assessable income in your Australian tax return.

Note: You may require this statement for taxation purposes. All investors should seek independent advice relevant to their own particular circumstances.

Please ensure your details are current by viewing and updating via the online service centre.

Payment Advice



BANK OF QUEENSLAND LIMITED
ABN: 32 009 656 740

MR BRYAN PATRICK DWYER & MRS CECILIA DWYER <PYRO
SUPER FUND A/C>
501/149-161 O'RIORDAN STREET
MASCOT NSW
2020

All Registry communications to:

C/- Link Market Services Limited
Locked Bag A14, Sydney South, NSW, 1235
Telephone: 1300 554 474
ASX Code: **BOQ**
Email: registrars@linkmarketservices.com.au
Website: www.linkmarketservices.com.au

DIVIDEND STATEMENT

Reference No.: X*****5081
Payment Date: 18 November 2021
Record Date: 29 October 2021

Security Description	Dividend Rate per Share	Participating Shares	Unfranked Amount	Franked Amount	Total Payment	Franking Credit
BOQ - ORDINARY FULLY PAID SHARES	\$0.22	1,707	\$0.00	\$375.54	\$375.54	\$160.95
	Less Withholding Tax				\$0.00	
	Net Amount				AUD 375.54	
	Represented By:					
	Direct Credit amount				AUD 375.54	

BANKING INSTRUCTIONS

The amount of AUD 375.54 was deposited to the bank account detailed below:

AUST DEFENCE CREDIT UNION LTD

BP&CDWYER ATF PYRO SUPER FUND

BSB: 642-170 ACC: *****3887

DIRECT CREDIT REFERENCE NO.: 1268749725

FRANKING INFORMATION

Franked Rate per Share \$0.22
Franking Percentage 100%
Company Tax Rate 30%

The total amount together with the franking credit (if any) should be disclosed as assessable income in your Australian tax return.

Note: You may require this statement for taxation purposes. All investors should seek independent advice relevant to their own particular circumstances.

Please ensure your details are current by viewing and updating via the online service centre.

24700 - Changes in Market Values of Investments

2022 Financial Year

Preparer nicagomez2@gmail.com

Reviewer Steven Lee

Status Completed

Account Code	Description	CY Balance	LY Balance	Change
24700	Changes in Market Values of Investments	\$51,944.18	(\$81,737.20)	(163.55)%
TOTAL		CY Balance	LY Balance	
		\$51,944.18	(\$81,737.20)	

Supporting Documents

- Net Capital Gains Reconciliation [Report](#)
- Realised Capital Gain Report [Report](#)
- Market Movement [Report](#)

Standard Checklist

- Attach copies of Source Documentation (Contract Notes, Broker Statements, Chess Statements, Contracts of Sale, Managed Fund Statements etc)
- Attach copy of Market Movement report
- Attach copy of Net Capital Gains Reconciliation
- Attach copy of Realised Capital Gain Report
- Ensure all Asset Disposals have been entered
- Ensure all Market Values have been entered for June 30
- Ensure all Tax Deferred Distributions have been entered

Pyro Superannuation Fund

Market Movement Report

As at 30 June 2022

Investment	Date	Description	Unrealised				Realised			Total
			Units	Accounting Cost Movement	Market Movement	Depreciation	Balance	Consideration	Accounting Cost Base	
ABB.AX - Aussie Broadband Limited										
	01/07/2021	Opening Balance	2,000.00	0.00	0.00	0.00	5,900.00	0.00	0.00	0.00
	16/09/2021	Purchase	225.00	5,000.00	0.00	0.00	10,900.00	0.00	0.00	0.00
	11/10/2021	Return Of Capital	0.00	(4,100.00)	0.00	0.00	6,800.00			
	30/06/2022	Revaluation	0.00	0.00	564.75	0.00	7,364.75	0.00	0.00	0.00
	30/06/2022		2,225.00	900.00	564.75	0.00	7,364.75	0.00	0.00	0.00
AMP.AX - AMP Limited										
	01/07/2021	Opening Balance	3,739.00	0.00	0.00	0.00	4,206.38	0.00	0.00	0.00
	30/06/2022	Revaluation	0.00	0.00	(635.63)	0.00	3,570.75	0.00	0.00	0.00
	30/06/2022		3,739.00	0.00	(635.63)	0.00	3,570.75	0.00	0.00	0.00
BHP.AX - BHP Group Limited										
	01/07/2021	Opening Balance	600.00	0.00	0.00	0.00	29,142.00	0.00	0.00	0.00
	30/06/2022	Revaluation	0.00	0.00	(4,392.00)	0.00	24,750.00	0.00	0.00	0.00
	30/06/2022		600.00	0.00	(4,392.00)	0.00	24,750.00	0.00	0.00	0.00
BOQ.AX - Bank Of Queensland Limited.										
	01/07/2021	Opening Balance	1,707.00	0.00	0.00	0.00	15,550.77	0.00	0.00	0.00
	30/06/2022	Revaluation	0.00	0.00	(4,165.08)	0.00	11,385.69	0.00	0.00	0.00
	30/06/2022		1,707.00	0.00	(4,165.08)	0.00	11,385.69	0.00	0.00	0.00
CBA.AXW - Commonwealth Bank Of Australia.										
	01/07/2021	Opening Balance	174.00	0.00	0.00	0.00	17,377.38	0.00	0.00	0.00
	30/06/2022	Revaluation	0.00	0.00	(1,651.26)	0.00	15,726.12	0.00	0.00	0.00
	30/06/2022		174.00	0.00	(1,651.26)	0.00	15,726.12	0.00	0.00	0.00
CGF.AX - Challenger Limited										
	01/07/2021	Opening Balance	3,339.00	0.00	0.00	0.00	18,063.99	0.00	0.00	0.00
	30/06/2022	Revaluation	0.00	0.00	4,774.77	0.00	22,838.76	0.00	0.00	0.00
	30/06/2022		3,339.00	0.00	4,774.77	0.00	22,838.76	0.00	0.00	0.00
EDV.AX - Endeavour Group Limited										
	01/07/2021	Opening Balance	311.00	0.00	0.00	0.00	1,956.19	0.00	0.00	0.00
	30/06/2022	Revaluation	0.00	0.00	398.08	0.00	2,354.27	0.00	0.00	0.00
	30/06/2022		311.00	0.00	398.08	0.00	2,354.27	0.00	0.00	0.00

Pyro Superannuation Fund

Market Movement Report

As at 30 June 2022

Investment	Date	Description	Unrealised				Realised			Total
			Units	Accounting Cost Movement	Market Movement	Depreciation	Balance	Consideration	Accounting Cost Base	
INA.AX - Ingenia Communities Group										
	01/07/2021	Opening Balance	4,740.00	0.00	0.00	0.00	29,103.60	0.00	0.00	0.00
	23/09/2021	Purchase	42.00	260.70	0.00	0.00	29,364.30	0.00	0.00	0.00
	09/11/2021	Purchase	650.00	3,978.00	0.00	0.00	33,342.30	0.00	0.00	0.00
	24/03/2022	Purchase	56.00	282.46	0.00	0.00	33,624.76	0.00	0.00	0.00
	30/06/2022	Revaluation	0.00	0.00	(11,782.52)	0.00	21,842.24	0.00	0.00	0.00
	30/06/2022		5,488.00	4,521.16	(11,782.52)	0.00	21,842.24	0.00	0.00	0.00
IPH.AX - IPH Limited										
	01/07/2021	Opening Balance	4,295.00	0.00	0.00	0.00	33,501.00	0.00	0.00	0.00
	17/09/2021	Purchase	72.00	665.73	0.00	0.00	34,166.73	0.00	0.00	0.00
	18/03/2022	Purchase	77.00	633.22	0.00	0.00	34,799.95	0.00	0.00	0.00
	30/06/2022	Revaluation	0.00	0.00	1,463.09	0.00	36,263.04	0.00	0.00	0.00
	30/06/2022		4,444.00	1,298.95	1,463.09	0.00	36,263.04	0.00	0.00	0.00
MGC.AX - Mg Unit Trust										
	01/07/2021	Opening Balance	0.00	0.00	0.00	0.00	0.00	0.00	0.00	0.00
	30/06/2022		0.00	0.00	0.00	0.00	0.00	0.00	0.00	0.00
MPL.AX - Medibank Private Limited										
	01/07/2021	Opening Balance	7,356.00	0.00	0.00	0.00	23,244.96	0.00	0.00	0.00
	30/06/2022	Revaluation	0.00	0.00	662.04	0.00	23,907.00	0.00	0.00	0.00
	30/06/2022		7,356.00	0.00	662.04	0.00	23,907.00	0.00	0.00	0.00
NAB.AX - National Australia Bank Limited										
	01/07/2021	Opening Balance	906.00	0.00	0.00	0.00	23,755.32	0.00	0.00	0.00
	30/06/2022	Revaluation	0.00	0.00	1,060.02	0.00	24,815.34	0.00	0.00	0.00
	30/06/2022		906.00	0.00	1,060.02	0.00	24,815.34	0.00	0.00	0.00
ORG.AXW - Origin Energy Limited										
	01/07/2021	Opening Balance	1,006.00	0.00	0.00	0.00	4,537.06	0.00	0.00	0.00
	30/06/2022	Revaluation	0.00	0.00	1,227.32	0.00	5,764.38	0.00	0.00	0.00
	30/06/2022		1,006.00	0.00	1,227.32	0.00	5,764.38	0.00	0.00	0.00
PAI.AX - Platinum Asia Investments Limited - Ordinary Fully Paid										
	01/07/2021	Opening Balance	8,611.00	0.00	0.00	0.00	10,591.53	0.00	0.00	0.00
	16/09/2021	Purchase	444.00	516.66	0.00	0.00	11,108.19	0.00	0.00	0.00
	18/03/2022	Purchase	220.00	226.38	0.00	0.00	11,334.57	0.00	0.00	0.00
	30/06/2022	Revaluation	0.00	0.00	(3,358.07)	0.00	7,976.50	0.00	0.00	0.00

Pyro Superannuation Fund

Market Movement Report

As at 30 June 2022

Investment	Date	Description	Unrealised				Realised			Total
			Units	Accounting Cost Movement	Market Movement	Depreciation	Balance	Consideration	Accounting Cost Base	
	30/06/2022		9,275.00	743.04	(3,358.07)	0.00	7,976.50	0.00	0.00	0.00
PLA0004AU10 - Platinum Asia Fund										
	01/07/2021	Opening Balance	7,959.57	0.00	0.00	0.00	21,668.34	0.00	0.00	0.00
	30/06/2022	Revaluation	0.00	0.00	(4,128.63)	0.00	17,539.71	0.00	0.00	0.00
	30/06/2022		7,959.57	0.00	(4,128.63)	0.00	17,539.71	0.00	0.00	0.00
PLA0005AU5 - Platinum International Health Care										
	01/07/2021	Opening Balance	8,975.95	0.00	0.00	0.00	23,678.56	0.00	0.00	0.00
	30/06/2022	Revaluation	0.00	0.00	(8,344.94)	0.00	15,333.62	0.00	0.00	0.00
	30/06/2022		8,975.95	0.00	(8,344.94)	0.00	15,333.62	0.00	0.00	0.00
PLY.AX - Playside Studios Limited										
	01/07/2021	Opening Balance	4,125.00	0.00	0.00	0.00	1,072.50	0.00	0.00	0.00
	17/09/2021	Disposal	(4,125.00)	(1,499.95)	0.00	0.00	(427.45)	1,655.68	1,499.95	155.73
	17/09/2021	Writeback	0.00	0.00	427.45	0.00	0.00	0.00	0.00	0.00
	30/06/2022		0.00	(1,499.95)	427.45	0.00	0.00	1,655.68	1,499.95	155.73
PTM.AX - Platinum Asset Management Limited										
	01/07/2021	Opening Balance	2,000.00	0.00	0.00	0.00	9,820.00	0.00	0.00	0.00
	30/06/2022	Revaluation	0.00	0.00	(6,340.00)	0.00	3,480.00	0.00	0.00	0.00
	30/06/2022		2,000.00	0.00	(6,340.00)	0.00	3,480.00	0.00	0.00	0.00
RIO.AX - RIO Tinto Limited										
	01/07/2021	Opening Balance	468.00	0.00	0.00	0.00	59,267.52	0.00	0.00	0.00
	30/06/2022	Revaluation	0.00	0.00	(11,203.92)	0.00	48,063.60	0.00	0.00	0.00
	30/06/2022		468.00	0.00	(11,203.92)	0.00	48,063.60	0.00	0.00	0.00
STW.AX - Spdr S&p/asx 200 Fund										
	01/07/2021	Opening Balance	699.00	0.00	0.00	0.00	47,385.21	0.00	0.00	0.00
	30/06/2022	Revaluation	0.00	0.00	(5,822.67)	0.00	41,562.54	0.00	0.00	0.00
	30/06/2022		699.00	0.00	(5,822.67)	0.00	41,562.54	0.00	0.00	0.00
WDS.AX - Woodside Energy Group Ltd										
	01/06/2022	Purchase	108.00	3,214.08	0.00	0.00	3,214.08	0.00	0.00	0.00
	20/06/2022	Disposal	(108.00)	(3,214.08)	0.00	0.00	0.00	3,148.20	3,214.08	(65.88)
	30/06/2022		0.00	0.00	0.00	0.00	0.00	3,148.20	3,214.08	(65.88)

Pyro Superannuation Fund
Market Movement Report

As at 30 June 2022

Investment	Date	Description	Unrealised				Realised			Total
			Units	Accounting Cost Movement	Market Movement	Depreciation	Balance	Consideration	Accounting Cost Base	
WOW.AX - Woolworths Group Limited										
	01/07/2021	Opening Balance	311.00	0.00	0.00	0.00	11,858.43	0.00	0.00	0.00
	30/06/2022	Revaluation	0.00	0.00	(786.83)	0.00	11,071.60	0.00	0.00	0.00
	30/06/2022		311.00	0.00	(786.83)	0.00	11,071.60	0.00	0.00	0.00
Total Market Movement					(52,034.03)				89.85	(51,944.18)

Pyro Superannuation Fund

Capital Gains Reconciliation Report

For The Period 01 July 2021 - 30 June 2022

	Total	Discounted	Indexed	Other	Notional
Losses available to offset					
Carried forward from prior losses	0.00				
Carried forward from prior losses - Collectables	0.00				
Current year capital losses	0.00				
Current year capital losses - Collectables	0.00				
Total Losses Available	0.00				
Total Losses Available - Collectables	0.00				
Capital Gains					
Capital gains from disposal of assets	0.00	0.00	0.00	0.00	0.00
Capital gains from disposal of assets - Collectables	0.00	0.00	0.00	0.00	0.00
Capital gains from trust distributions	0.00	0.00	0.00	0.00	0.00
Capital Gains Before Losses applied	0.00	0.00	0.00	0.00	0.00
Losses and discount applied					
Losses applied	0.00	0.00	0.00	0.00	0.00
Losses applied - Collectables	0.00	0.00	0.00	0.00	0.00
Capital gains after losses applied	0.00	0.00	0.00	0.00	0.00
Capital gains after losses applied - Collectables	0.00	0.00	0.00	0.00	0.00
CGT Discount applied	0.00				
CGT Discount applied - Collectables	0.00				

Pyro Superannuation Fund

Capital Gains Reconciliation Report

For The Period 01 July 2021 - 30 June 2022

	Total	Discounted	Indexed	Other	Notional
Net Capital Gain					
Net capital gain	0.00				
Net capital gain - Collectables	0.00				
Total Net Capital Gain (11A)	0.00				
Net Capital Losses Carried Forward to later income					
Net Capital Losses Carried Forward to later income years	0.00				
Net Capital Losses Carried Forward to later income years - Collectables	0.00				
Total Net Capital Losses Carried Forward to later income years (14V)	0.00				

Note

Refer to Realised Gains Report for details of Disposals at a Security level

Refer to Distribution Reconciliation Report for Trust Distribution details at a Security level

Pyro Superannuation Fund

Realised Capital Gains Report

For The Period 01 July 2021 - 30 June 2022

Investment		Accounting Treatment				Tax Treatment						
Purchase Contract Date	Disposal Contract Date	Units	Cost	Proceeds	Accounting Profit/(Loss)	Adjusted Cost Base	Reduced Cost Base	Indexed Cost Base	Indexed Gains	Discounted Gains (Gross)	Other Gains	Capital Loss
Managed Investments (Australian)												
PLA0004AU10 - Platinum Asia Fund												
		0.00	0.00	0.00	0.00	0.00	0.00	0.00	0.00	412.62	0.00	0.00
		0.00	0.00	0.00	0.00	0.00	0.00	0.00	0.00	412.62	0.00	0.00
		0.00	0.00	0.00	0.00	0.00	0.00	0.00	0.00	412.62	0.00	0.00
Shares in Listed Companies (Australian)												
PLY.AX - Playside Studios Limited												
31/12/2020	17/09/2021	4,125.00	1,499.95	1,655.68	155.73	1,499.95	1,499.95	0.00	0.00	0.00	155.73	0.00
		4,125.00	1,499.95	1,655.68	155.73	1,499.95	1,499.95	0.00	0.00	0.00	155.73	0.00
WDS.AX - Woodside Energy Group Ltd												
01/06/2022	20/06/2022	108.00	3,214.08	3,148.20	(65.88)	3,214.08	3,214.08	0.00	0.00	0.00	0.00	(65.88)
		108.00	3,214.08	3,148.20	(65.88)	3,214.08	3,214.08	0.00	0.00	0.00	0.00	(65.88)
		4,233.00	4,714.03	4,803.88	89.85	4,714.03	4,714.03	0.00	0.00	0.00	155.73	(65.88)
Units in Listed Unit Trusts (Australian)												
MGC.AX - Mg Unit Trust												
		0.00	0.00	0.00	0.00	0.00	0.00	0.00	0.00	496.55	0.00	0.00
		0.00	0.00	0.00	0.00	0.00	0.00	0.00	0.00	496.55	0.00	0.00
STW.AX - Spdr S&p/asx 200 Fund												
		0.00	0.00	0.00	0.00	0.00	0.00	0.00	0.00	520.68	0.00	0.00
		0.00	0.00	0.00	0.00	0.00	0.00	0.00	0.00	520.68	0.00	0.00
		0.00	0.00	0.00	0.00	0.00	0.00	0.00	0.00	1,017.23	0.00	0.00

4,233.00	4,714.03	4,803.88	89.85	4,714.03	4,714.03	0.00	0.00	1,429.85	155.73	(65.88)
----------	----------	----------	-------	----------	----------	------	------	----------	--------	---------

24800 - Changes in Market Values of Other Assets

2022 Financial Year

Preparer nicagomez2@gmail.com

Reviewer Steven Lee

Status Completed

Account Code	Description	CY Balance	LY Balance	Change
24800	Changes in Market Values of Other Assets		\$9,861.41	100%
TOTAL		CY Balance	LY Balance	
			\$9,861.41	

Supporting Documents

- General Ledger [Report](#)

Standard Checklist

- Attach all supporting Documentation
- Has the Fund received any non-arm's length income? If so, it may be taxed at 47%

Pyro Superannuation Fund

General Ledger

As at 30 June 2022

Transaction Date	Description	Units	Debit	Credit	Balance \$
					0.00 DR

Total Debits: 0.00

Total Credits: 0.00

25000 - Interest Received

2022 Financial Year

Preparer nicagomez2@gmail.com

Reviewer Steven Lee

Status Completed

Account Code	Description	CY Balance	LY Balance	Change
ADC761240	AMB DIY Super Saver Account ***S15	(\$793.18)	(\$1,079.34)	(26.51)%
NAB301736037	Nabtrade Cash Account 301736037		(\$1.84)	100%
TOTAL		CY Balance	LY Balance	
		(\$793.18)	(\$1,081.18)	

Supporting Documents

- Interest Reconciliation Report [Report](#)

Standard Checklist

- Attach Interest Reconciliation Report
- Ensure all interest has been recorded from Bank Statements
- Review Statements to ensure all TFN withheld has been input

Pyro Superannuation Fund
Interest Reconciliation Report

For The Period 01 July 2021 - 30 June 2022

Date	Payment Amount	Gross Interest	TFN Withheld	Foreign Income	Foreign Credits
Bank Accounts					
ADC761240 AMB DIY Super Saver Account ***S15					
31/07/2021	81.14	81.14			
31/08/2021	82.71	82.71			
30/09/2021	75.42	75.42			
31/10/2021	70.01	70.01			
30/11/2021	62.97	62.97			
31/12/2021	65.64	65.64			
31/01/2022	65.93	65.93			
28/02/2022	59.65	59.65			
31/03/2022	66.38	66.38			
30/04/2022	66.20	66.20			
31/05/2022	55.52	55.52			
30/06/2022	41.61	41.61			
	793.18	793.18			
	793.18	793.18			
TOTAL	793.18	793.18			

Tax Return Reconciliation

	Totals	Tax Return Label
Gross Interest	793.18	11C

30100 - Accountancy Fees

2022 Financial Year

Preparer nicagomez2@gmail.com

Reviewer Steven Lee

Status Completed

Account Code	Description	CY Balance	LY Balance	Change
30100	Accountancy Fees	\$1,150.00	\$1,145.00	0.44%
TOTAL		CY Balance	LY Balance	
		\$1,150.00	\$1,145.00	

Supporting Documents

- General Ledger [Report](#)
- INV-0163.pdf

Standard Checklist

- Attach all source documentation
- Ensure all Transactions have been entered

Pyro Superannuation Fund

General Ledger

As at 30 June 2022

Transaction Date	Description	Units	Debit	Credit	Balance \$
Accountancy Fees (30100)					
<u>Accountancy Fees (30100)</u>					
25/10/2021	SUPERHELP AUST - PYRO SMS Fund DWYER		1,150.00		1,150.00 DR
			1,150.00		1,150.00 DR

Total Debits: 1,150.00

Total Credits: 0.00



TAX INVOICE

PYRO

Invoice Date

25 Oct 2021

Invoice Number

INV-0163

ABN

60 061 126 663

SuperHelp Australia
PTY LTD
PO Box 1906
MACQUARIE
CENTRE NSW 2113
AUSTRALIA

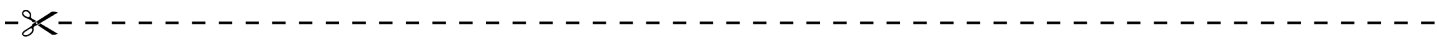
Item	Description	Quantity	Unit Price	GST	Amount AUD
EOY	2021 SMSF Annual Administration	1.00	1,100.00	10%	1,100.00
ADD INV	Additional Investments	12.00	25.00	10%	300.00
PENSIO NADMIN	Pension Administration	2.00	150.00	10%	300.00
DEPO	Deposit	1.00	(550.00)	10%	(550.00)
INCLUDES GST 10%					104.54
TOTAL AUD					1,150.00
Less Amount Paid					1,150.00
AMOUNT DUE AUD					0.00

Due Date: 8 Nov 2021

Please pay the balance of our fees by direct credit into our bank account.

OUR BANK DETAILS (Use your name or your SMSF name as the reference):

Account Name: Superhelp Australia Pty Ltd
Bank: Commonwealth Bank
BSB: 06 2099
Account Number: 1041 7929



PAYMENT ADVICE

To: SuperHelp Australia PTY LTD
PO Box 1906
MACQUARIE CENTRE NSW 2113
AUSTRALIA

Customer PYRO
Invoice Number INV-0163

Amount Due 0.00
Due Date 8 Nov 2021

Amount Enclosed

Enter the amount you are paying above

30400 - ATO Supervisory Levy

2022 Financial Year

Preparer nicagomez2@gmail.com

Reviewer Steven Lee

Status Completed

Account Code	Description	CY Balance	LY Balance	Change
30400	ATO Supervisory Levy	\$259.00	\$259.00	0%
TOTAL		CY Balance	LY Balance	
		\$259.00	\$259.00	

Supporting Documents

- General Ledger [Report](#)

Standard Checklist

- Attach all source documentation
- Ensure all Transactions have been entered

Pyro Superannuation Fund

General Ledger

As at 30 June 2022

Transaction Date	Description	Units	Debit	Credit	Balance \$
ATO Supervisory Levy (30400)					
<u>ATO Supervisory Levy (30400)</u>					
11/11/2021	ATO - 3000015850956		259.00		259.00 DR
			259.00		259.00 DR

Total Debits: 259.00

Total Credits: 0.00

30700 - Auditor's Remuneration

2022 Financial Year

Preparer nicagomez2@gmail.com

Reviewer Steven Lee

Status Completed

Account Code	Description	CY Balance	LY Balance	Change
30700	Auditor's Remuneration	\$550.00	\$450.00	22.22%
TOTAL		CY Balance	LY Balance	
		\$550.00	\$450.00	

Supporting Documents

- General Ledger [Report](#)
- YML Invoice INV-12078.pdf

Standard Checklist

- Attach all source documentation
- Ensure all Transactions have been entered

Pyro Superannuation Fund

General Ledger

As at 30 June 2022

Transaction Date	Description	Units	Debit	Credit	Balance \$
Auditor's Remuneration (30700)					
Auditor's Remuneration (30700)					
10/07/2021	SUPERHELP AUST - PYRO SMS Fund DWYER		550.00		550.00 DR
			550.00		550.00 DR

Total Debits: 550.00

Total Credits: 0.00



TAX INVOICE

Pyro Superannuation Fund

Invoice Date
27 Oct 2021

Invoice Number
INV-12078

ABN
81 523 295 035

YML Super Solutions
PO Box 800
BONDI JUNCTION
NSW 1355
Ph (02) 8383 4440
www.ymlgroup.com.au

Description	GST	Amount AUD
Professional charges for Audit Service for the Financial Year ended 30 June 2021.	10%	500.00
	Subtotal	500.00
	TOTAL GST 10%	50.00
	TOTAL AUD	550.00

Due Date: 3 Nov 2021

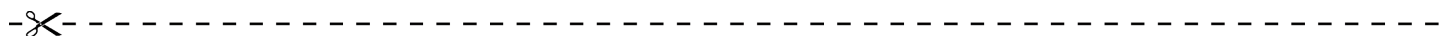
ACCTPRO Financial Services P/L trading as YML Super Solutions

Account Name: ACCTPRO Financial Services P/L

BSB: 082-140

Account Number: 772982366

Please include the Invoice Number as the Reference



PAYMENT ADVICE

To: YML Super Solutions
PO Box 800
BONDI JUNCTION
NSW 1355
Ph (02) 8383 4440
www.ymlgroup.com.au

Customer Pyro Superannuation Fund

Invoice Number INV-12078

Amount Due 550.00

Due Date 3 Nov 2021

Amount Enclosed

Enter the amount you are paying above

31500 - Bank Charges

2022 Financial Year

Preparer nicagomez2@gmail.com

Reviewer Steven Lee

Status Completed

Account Code	Description	CY Balance	LY Balance	Change
31500	Bank Charges		\$1.92	100%
TOTAL		CY Balance	LY Balance	
			\$1.92	

Supporting Documents

- General Ledger [Report](#)

Standard Checklist

- Attach all source documentation
- Ensure all Transactions have been entered

Pyro Superannuation Fund

General Ledger

As at 30 June 2022

Transaction Date	Description	Units	Debit	Credit	Balance \$
------------------	-------------	-------	-------	--------	------------

0.00 DR

Total Debits: 0.00

Total Credits: 0.00

41600 - Pensions Paid

2022 Financial Year

Preparer nicagomez2@gmail.com

Reviewer Steven Lee

Status Completed

Account Code	Description	CY Balance	LY Balance	Change
DWYBRY00001P	(Pensions Paid) Dwyer, Bryan - Pension (Account Based Pension)	\$2,420.00	\$2,130.00	13.62%
DWYBRY00007P	(Pensions Paid) Dwyer, Bryan - Pension (Account Based Pension 2)	\$6,070.00	\$5,080.00	19.49%
DWYBRY00011P	(Pensions Paid) Dwyer, Bryan - Pension (Account Based Pension 3)	\$810.00	\$680.00	19.12%
DWYBRY00013P	(Pensions Paid) Dwyer, Bryan - Pension (Account Based Pension 12)	\$340.00	\$200.00	70%
DWYBRY00014P	(Pensions Paid) Dwyer, Bryan - Pension (Account Based Pension 13)	\$1,630.00	\$1,360.00	19.85%
DWYCEC00001P	(Pensions Paid) Dwyer, Cecilia - Pension (Account Based Pension)	\$110.00	\$90.00	22.22%
DWYCEC00003P	(Pensions Paid) Dwyer, Cecilia - Pension (Account Based Pension)	\$40.00	\$130.00	(69.23)%
DWYCEC00005P	(Pensions Paid) Dwyer, Cecilia - Pension (Account Based Pension)	\$20.00	\$10.00	100%
DWYCEC00006P	(Pensions Paid) Dwyer, Cecilia - Pension (Account Based Pension 5)	\$30.00	\$30.00	0%
DWYCEC00007P	(Pensions Paid) Dwyer, Cecilia - Pension (Account Based Pension 6)	\$1,630.00	\$1,360.00	19.85%
TOTAL		CY Balance	LY Balance	
		\$13,100.00	\$11,070.00	

Supporting Documents

- Pension Summary Report [Report](#)
- Pension_Calc.pdf

Standard Checklist

- Attach copy of Pension Summary Report
- Ensure Member(s) have been advised of pension for coming year
- Ensure Minimum Pension has been paid for each account

Pyro Superannuation Fund
Pension Summary

As at 30 June 2022

Member Name : Dwyer, Bryan

Member Age : 71* (Date of Birth : Provided)

Member Code	Pension Type	Pension Start Date	Tax Free	Min / PF	Minimum	Maximum	Gross Pension Payments	PAYG	Net Pension Payment	Amount to reach Minimum
DWYBRY 00001P	Account Based Pension	01/07/2011	0.14%	2.50%	\$2,420.00*	N/A	\$2,420.00	\$0.00	\$2,420.00	\$0.00

*COVID-19 50% reduction has been applied to the minimum pension amount.

DWYBRY 00007P	Account Based Pension	05/12/2013	100.00 %	2.50%	\$6,070.00*	N/A	\$6,070.00	\$0.00	\$6,070.00	\$0.00
---------------	-----------------------	------------	----------	-------	-------------	-----	------------	--------	------------	--------

*COVID-19 50% reduction has been applied to the minimum pension amount.

DWYBRY 00011P	Account Based Pension	28/02/2014	20.61%	2.50%	\$810.00*	N/A	\$810.00	\$0.00	\$810.00	\$0.00
---------------	-----------------------	------------	--------	-------	-----------	-----	----------	--------	----------	--------

*COVID-19 50% reduction has been applied to the minimum pension amount.

DWYBRY 00013P	Account Based Pension	02/10/2019	0.00%	2.50%	\$240.00*	N/A	\$340.00	\$0.00	\$340.00	NIL
---------------	-----------------------	------------	-------	-------	-----------	-----	----------	--------	----------	-----

*COVID-19 50% reduction has been applied to the minimum pension amount.

DWYBRY 00014P	Account Based Pension	08/04/2020	100.00 %	2.50%	\$1,630.00*	N/A	\$1,630.00	\$0.00	\$1,630.00	\$0.00
---------------	-----------------------	------------	----------	-------	-------------	-----	------------	--------	------------	--------

*COVID-19 50% reduction has been applied to the minimum pension amount.

					\$11,170.00	\$0.00	\$11,270.00	\$0.00	\$11,270.00	\$0.00
--	--	--	--	--	--------------------	---------------	--------------------	---------------	--------------------	---------------

Member Name : Dwyer, Cecilia

Member Age : 68* (Date of Birth : Provided)

Member Code	Pension Type	Pension Start Date	Tax Free	Min / PF	Minimum	Maximum	Gross Pension	PAYG	Net Pension Payment	Amount to reach Minimum
-------------	--------------	--------------------	----------	----------	---------	---------	---------------	------	---------------------	-------------------------

Pyro Superannuation Fund
Pension Summary

As at 30 June 2022

							Payments			
DWYCEC 00001P	Account Based Pension	01/07/2013	73.59%	2.50%	\$110.00*	N/A	\$110.00	\$0.00	\$110.00	\$0.00

*COVID-19 50% reduction has been applied to the minimum pension amount.

DWYCEC 00003P	Account Based Pension	01/07/2016	0.00%	2.50%	\$40.00*	N/A	\$40.00	\$0.00	\$40.00	\$0.00
------------------	-----------------------------	------------	-------	-------	----------	-----	---------	--------	---------	--------

*COVID-19 50% reduction has been applied to the minimum pension amount.

DWYCEC 00004P	Account Based Pension	25/08/2016	100.00 %	2.50%	\$0.00	N/A	\$0.00	\$0.00	\$0.00	NIL
------------------	-----------------------------	------------	-------------	-------	--------	-----	--------	--------	--------	-----

DWYCEC 00005P	Account Based Pension	02/11/2016	0.00%	2.50%	\$10.00*	N/A	\$20.00	\$0.00	\$20.00	NIL
------------------	-----------------------------	------------	-------	-------	----------	-----	---------	--------	---------	-----

*COVID-19 50% reduction has been applied to the minimum pension amount.

DWYCEC 00006P	Account Based Pension	25/10/2019	32.58%	2.50%	\$30.00*	N/A	\$30.00	\$0.00	\$30.00	\$0.00
------------------	-----------------------------	------------	--------	-------	----------	-----	---------	--------	---------	--------

*COVID-19 50% reduction has been applied to the minimum pension amount.

DWYCEC 00007P	Account Based Pension	08/04/2020	100.00 %	2.50%	\$1,630.00*	N/A	\$1,630.00	\$0.00	\$1,630.00	\$0.00
------------------	-----------------------------	------------	-------------	-------	-------------	-----	------------	--------	------------	--------

*COVID-19 50% reduction has been applied to the minimum pension amount.

					\$1,820.00	\$0.00	\$1,830.00	\$0.00	\$1,830.00	\$0.00
--	--	--	--	--	-------------------	---------------	-------------------	---------------	-------------------	---------------

Total :

					\$12,990.00	\$0.00	\$13,100.00	\$0.00	\$13,100.00	\$0.00
--	--	--	--	--	--------------------	---------------	--------------------	---------------	--------------------	---------------

*Age as at 01/07/2021 or pension start date for new pensions.



SuperHelp Australia Pty Ltd

ABN 60 061 126 663

P O Box 454

Burwood, NSW 1805

Phone: 1 300 736 453

Fax: (02) 8456 5904

Website: www.superhelp.com.au

Date: 18 January 2023

Dear Sir/Madam,

**Re: Pension Requirements for Pension Member(s) for
Pyro Superannuation Fund**

Please find attached your pension requirement(s) for the 2022-2023 financial year.

Please ensure that the pension for the 2022-2023 income year fits within these Minimum and Maximum levels. Please note that any pensions that would have been commenced during the 2022-2023 income year are not included in the calculations.

Sincerely Yours,

Superhelp Australia Pty Ltd

Pyro Superannuation Fund

Yearly Projected Pension Calculation Report

As at 01 July 2022

Member Name	Member Code	Pension Type	Pension Start/ Conversion Date	Age (as at 01/07/2022)	Opening Balance	Minimum Amount *	Maximum Amount	Tax Free %	Min Tax Free Payments	Min Taxable Payments
Dwyer, Bryan	DWYBRY00001P	Account Based Pension	01/07/2011	72	90,908.72	2,270.00	N/A	0.14	3.18	2,266.82
Dwyer, Bryan	DWYBRY00007P	Account Based Pension	05/12/2013	72	228,044.18	5,700.00	N/A	100.00	5,700.00	0.00
Dwyer, Bryan	DWYBRY00011P	Account Based Pension	28/02/2014	72	30,488.35	760.00	N/A	20.61	156.64	603.36
Dwyer, Bryan	DWYBRY00013P	Account Based Pension	02/10/2019	72	8,861.44	220.00	N/A	0.00	0.00	220.00
Dwyer, Bryan	DWYBRY00014P	Account Based Pension	08/04/2020	72	61,192.49	1,530.00	N/A	100.00	1,530.00	0.00
					419,495.18	10,480.00			7,389.82	3,090.18
Dwyer, Cecilia	DWYCEC00001P	Account Based Pension	21/09/2017	69	3,950.89	100.00	N/A	73.59	73.59	26.41
Dwyer, Cecilia	DWYCEC00003P	Account Based Pension	21/09/2017	69	1,381.87	30.00	N/A	0.00	0.00	30.00
Dwyer, Cecilia	DWYCEC00004P	Account Based Pension	21/09/2017	69	108.74	0.00	N/A	100.00	0.00	0.00
Dwyer, Cecilia	DWYCEC00005P	Account Based Pension	21/09/2017	69	223.63	10.00	N/A	0.00	0.00	10.00
Dwyer, Cecilia	DWYCEC00006P	Account Based Pension	25/10/2019	69	1,283.58	30.00	N/A	32.58	9.77	20.23
Dwyer, Cecilia	DWYCEC00007P	Account Based Pension	08/04/2020	69	61,192.49	1,530.00	N/A	100.00	1,530.00	0.00
					68,141.20	1,700.00			1,613.36	86.64
					487,636.38	12,180.00			9,003.18	3,176.82

* COVID-19 50% reduction has been applied to the minimum pension amount

48500 - Income Tax Expense

2022 Financial Year

Preparer nicagomez2@gmail.com

Reviewer Steven Lee

Status Completed

Account Code	Description	CY Balance	LY Balance	Change
48500	Income Tax Expense	(\$9,075.24)	(\$4,665.01)	94.54%
TOTAL		CY Balance	LY Balance	
		(\$9,075.24)	(\$4,665.01)	

Supporting Documents

No supporting documents

49000 - Profit/Loss Allocation Account

2022 Financial Year

Preparer nicagomez2@gmail.com

Reviewer Steven Lee

Status Completed

Account Code	Description	CY Balance	LY Balance	Change
49000	Profit/Loss Allocation Account	(\$31,721.18)	\$84,604.07	(137.49)%
TOTAL		CY Balance	LY Balance	
		(\$31,721.18)	\$84,604.07	

Supporting Documents

No supporting documents

50000 - Members

2022 Financial Year

Preparer nicagomez2@gmail.com

Reviewer Steven Lee

Status Completed

Account Code	Description	Opening Balance	Contribution Income	Earnings	Member Payments	Tax & Fees	Closing Balance	Change
DWYBRY00001P	Dwyer, Bryan - Pension (Account Based Pension)	(\$96,799.71)		\$3,470.99	\$2,420.00		(\$90,908.72)	(6.09)%
DWYBRY00007P	Dwyer, Bryan - Pension (Account Based Pension 2)	(\$242,821.44)		\$8,707.26	\$6,070.00		(\$228,044.18)	(6.09)%
DWYBRY00011P	Dwyer, Bryan - Pension (Account Based Pension 3)	(\$32,462.17)		\$1,163.82	\$810.00		(\$30,488.35)	(6.08)%
DWYBRY00013P	Dwyer, Bryan - Pension (Account Based Pension 12)	(\$9,540.35)		\$338.91	\$340.00		(\$8,861.44)	(7.12)%
DWYBRY00014P	Dwyer, Bryan - Pension (Account Based Pension 13)	(\$65,159.45)		\$2,336.96	\$1,630.00		(\$61,192.49)	(6.09)%
DWYCEC00001P	Dwyer, Cecilia - Pension (Account Based Pension)	(\$4,211.72)		\$150.83	\$110.00		(\$3,950.89)	(6.19)%
DWYCEC00003P	Dwyer, Cecilia - Pension (Account Based Pension)	(\$1,474.01)		\$52.14	\$40.00		(\$1,381.87)	(6.25)%

Account Code	Description	Opening Balance	Contribution Income	Earnings	Member Payments	Tax & Fees	Closing Balance	Change
DWYCEC00004P	Dwyer, Cecilia - Pension (Account Based Pension)	(\$114.32)		\$5.58			(\$108.74)	(4.88)%
DWYCEC00005P	Dwyer, Cecilia - Pension (Account Based Pension)	(\$252.94)		\$9.31	\$20.00		(\$223.63)	(11.59)%
DWYCEC00006P	Dwyer, Cecilia - Pension (Account Based Pension 5)	(\$1,362.00)		\$48.42	\$30.00		(\$1,283.58)	(5.76)%
DWYCEC00007P	Dwyer, Cecilia - Pension (Account Based Pension 6)	(\$65,159.45)		\$2,336.96	\$1,630.00		(\$61,192.49)	(6.09)%
TOTAL		Opening Balance	Contribution Income	Earnings	Member Payments	Tax & Fees	Closing Balance	
		(\$519,357.56)		\$18,621.18	\$13,100.00		(\$487,636.38)	

Supporting Documents

- Members Summary [Report](#)
- Members Statements [Report](#)

Standard Checklist

- Attach copies of Members Statements

Pyro Superannuation Fund

Members Statement

Bryan Patrick Dwyer
 501 149-161 O'Riordan Street
 Mascot, New South Wales, 2020, Australia

Your Details

Date of Birth :	Provided	Nominated Beneficiaries:	N/A
Age:	72	Nomination Type:	N/A
Tax File Number:	Provided	Vested Benefits:	90,908.72
Date Joined Fund:	01/03/2004	Total Death Benefit:	90,908.72
Service Period Start Date:	06/08/1990	Current Salary:	0.00
Date Left Fund:		Previous Salary:	0.00
Member Code:	DWYBRY00001P	Disability Benefit:	0.00
Account Start Date:	01/07/2011		
Account Phase:	Retirement Phase		
Account Description:	Account Based Pension		

Your Balance

Total Benefits	90,908.72
<u>Preservation Components</u>	
Preserved	
Unrestricted Non Preserved	90,908.72
Restricted Non Preserved	
<u>Tax Components</u>	
Tax Free (0.14%)	123.06
Taxable	90,785.66

Your Detailed Account Summary

	This Year
Opening balance at 01/07/2021	96,799.71
<u>Increases to Member account during the period</u>	
Employer Contributions	
Personal Contributions (Concessional)	
Personal Contributions (Non Concessional)	
Government Co-Contributions	
Other Contributions	
Proceeds of Insurance Policies	
Transfers In	
Net Earnings	(3,470.99)
Internal Transfer In	
<u>Decreases to Member account during the period</u>	
Pensions Paid	2,420.00
Contributions Tax	
Income Tax	
No TFN Excess Contributions Tax	
Excess Contributions Tax	
Refund Excess Contributions	
Division 293 Tax	
Insurance Policy Premiums Paid	
Management Fees	
Member Expenses	
Benefits Paid/Transfers Out	
Superannuation Surcharge Tax	
Internal Transfer Out	
Closing balance at 30/06/2022	90,908.72

Pyro Superannuation Fund
Members Statement

Trustee's Disclaimer

This statement has been prepared by the Trustee for the member whose name appears at the top of this statement. Every effort has been made by the Trustee to ensure the accuracy and completeness of this Statement. The Trustee does not accept any liability for any error, omission or misprint. All amounts shown in relation to benefits do not take into account any amounts which may be withheld to satisfy the requirements imposed by the Income Tax Assessment Act 1936.

Signed by all the trustees of the fund

Bryan Patrick Dwyer
Trustee

Cecilia Dwyer
Trustee

Pyro Superannuation Fund

Members Statement

Bryan Patrick Dwyer
 501 149-161 O'Riordan Street
 Mascot, New South Wales, 2020, Australia

Your Details

Date of Birth :	Provided	Nominated Beneficiaries:	N/A
Age:	72	Nomination Type:	N/A
Tax File Number:	Provided	Vested Benefits:	228,044.18
Date Joined Fund:	01/03/2004	Total Death Benefit:	228,044.18
Service Period Start Date:	06/08/1990	Current Salary:	0.00
Date Left Fund:		Previous Salary:	0.00
Member Code:	DWYBRY00007P	Disability Benefit:	0.00
Account Start Date:	05/12/2013		
Account Phase:	Retirement Phase		
Account Description:	Account Based Pension 2		

Your Balance

Total Benefits	228,044.18
<u>Preservation Components</u>	
Preserved	
Unrestricted Non Preserved	228,044.18
Restricted Non Preserved	
<u>Tax Components</u>	
Tax Free (100.00%)	228,044.18
Taxable	

Your Detailed Account Summary

	This Year
Opening balance at 01/07/2021	242,821.44
<u>Increases to Member account during the period</u>	
Employer Contributions	
Personal Contributions (Concessional)	
Personal Contributions (Non Concessional)	
Government Co-Contributions	
Other Contributions	
Proceeds of Insurance Policies	
Transfers In	
Net Earnings	(8,707.26)
Internal Transfer In	
<u>Decreases to Member account during the period</u>	
Pensions Paid	6,070.00
Contributions Tax	
Income Tax	
No TFN Excess Contributions Tax	
Excess Contributions Tax	
Refund Excess Contributions	
Division 293 Tax	
Insurance Policy Premiums Paid	
Management Fees	
Member Expenses	
Benefits Paid/Transfers Out	
Superannuation Surcharge Tax	
Internal Transfer Out	
Closing balance at 30/06/2022	228,044.18

Pyro Superannuation Fund
Members Statement

Trustee's Disclaimer

This statement has been prepared by the Trustee for the member whose name appears at the top of this statement. Every effort has been made by the Trustee to ensure the accuracy and completeness of this Statement. The Trustee does not accept any liability for any error, omission or misprint. All amounts shown in relation to benefits do not take into account any amounts which may be withheld to satisfy the requirements imposed by the Income Tax Assessment Act 1936.

Signed by all the trustees of the fund

Bryan Patrick Dwyer
Trustee

Cecilia Dwyer
Trustee

Pyro Superannuation Fund

Members Statement

Bryan Patrick Dwyer
 501 149-161 O'Riordan Street
 Mascot, New South Wales, 2020, Australia

Your Details

Date of Birth :	Provided	Nominated Beneficiaries:	N/A
Age:	72	Nomination Type:	N/A
Tax File Number:	Provided	Vested Benefits:	30,488.35
Date Joined Fund:	01/03/2004	Total Death Benefit:	30,488.35
Service Period Start Date:	06/08/1990	Current Salary:	0.00
Date Left Fund:		Previous Salary:	0.00
Member Code:	DWYBRY00011P	Disability Benefit:	0.00
Account Start Date:	28/02/2014		
Account Phase:	Retirement Phase		
Account Description:	Account Based Pension 3		

Your Balance

Total Benefits	30,488.35
<u>Preservation Components</u>	
Preserved	
Unrestricted Non Preserved	30,488.35
Restricted Non Preserved	
<u>Tax Components</u>	
Tax Free (20.61%)	10,949.77
Taxable	19,538.58

Your Detailed Account Summary

	This Year
Opening balance at 01/07/2021	32,462.17
<u>Increases to Member account during the period</u>	
Employer Contributions	
Personal Contributions (Concessional)	
Personal Contributions (Non Concessional)	
Government Co-Contributions	
Other Contributions	
Proceeds of Insurance Policies	
Transfers In	
Net Earnings	(1,163.82)
Internal Transfer In	
<u>Decreases to Member account during the period</u>	
Pensions Paid	810.00
Contributions Tax	
Income Tax	
No TFN Excess Contributions Tax	
Excess Contributions Tax	
Refund Excess Contributions	
Division 293 Tax	
Insurance Policy Premiums Paid	
Management Fees	
Member Expenses	
Benefits Paid/Transfers Out	
Superannuation Surcharge Tax	
Internal Transfer Out	
Closing balance at 30/06/2022	30,488.35

Pyro Superannuation Fund
Members Statement

Trustee's Disclaimer

This statement has been prepared by the Trustee for the member whose name appears at the top of this statement. Every effort has been made by the Trustee to ensure the accuracy and completeness of this Statement. The Trustee does not accept any liability for any error, omission or misprint. All amounts shown in relation to benefits do not take into account any amounts which may be withheld to satisfy the requirements imposed by the Income Tax Assessment Act 1936.

Signed by all the trustees of the fund

Bryan Patrick Dwyer
Trustee

Cecilia Dwyer
Trustee

Pyro Superannuation Fund

Members Statement

Bryan Patrick Dwyer
 501 149-161 O'Riordan Street
 Mascot, New South Wales, 2020, Australia

Your Details

Date of Birth : Provided
 Age: 72
 Tax File Number: Provided
 Date Joined Fund: 01/03/2004
 Service Period Start Date:
 Date Left Fund:
 Member Code: DWYBRY00012A
 Account Start Date: 01/03/2004
 Account Phase: Accumulation Phase
 Account Description: Accumulation

Nominated Beneficiaries: N/A
 Nomination Type: N/A
 Vested Benefits:

Your Balance

Total Benefits

Preservation Components

Preserved
 Unrestricted Non Preserved
 Restricted Non Preserved

Tax Components

Tax Free
 Taxable

Your Detailed Account Summary

This Year

Opening balance at 01/07/2021

Increases to Member account during the period

Employer Contributions
 Personal Contributions (Concessional)
 Personal Contributions (Non Concessional)
 Government Co-Contributions
 Other Contributions
 Proceeds of Insurance Policies
 Transfers In
 Net Earnings
 Internal Transfer In

Decreases to Member account during the period

Pensions Paid
 Contributions Tax
 Income Tax
 No TFN Excess Contributions Tax
 Excess Contributions Tax
 Refund Excess Contributions
 Division 293 Tax
 Insurance Policy Premiums Paid
 Management Fees
 Member Expenses
 Benefits Paid/Transfers Out
 Superannuation Surcharge Tax
 Internal Transfer Out

Closing balance at 30/06/2022

0.00

Pyro Superannuation Fund
Members Statement

Trustee's Disclaimer

This statement has been prepared by the Trustee for the member whose name appears at the top of this statement. Every effort has been made by the Trustee to ensure the accuracy and completeness of this Statement. The Trustee does not accept any liability for any error, omission or misprint. All amounts shown in relation to benefits do not take into account any amounts which may be withheld to satisfy the requirements imposed by the Income Tax Assessment Act 1936.

Signed by all the trustees of the fund

Bryan Patrick Dwyer
Trustee

Cecilia Dwyer
Trustee

Pyro Superannuation Fund

Members Statement

Bryan Patrick Dwyer
 501 149-161 O'Riordan Street
 Mascot, New South Wales, 2020, Australia

Your Details

Date of Birth :	Provided	Nominated Beneficiaries:	N/A
Age:	72	Nomination Type:	N/A
Tax File Number:	Provided	Vested Benefits:	8,861.44
Date Joined Fund:	01/03/2004		
Service Period Start Date:			
Date Left Fund:			
Member Code:	DWYBRY00013P		
Account Start Date:	02/10/2019		
Account Phase:	Retirement Phase		
Account Description:	Account Based Pension 12		

Your Balance

Total Benefits	8,861.44
<u>Preservation Components</u>	
Preserved	
Unrestricted Non Preserved	8,861.44
Restricted Non Preserved	
<u>Tax Components</u>	
Tax Free (0.00%)	
Taxable	8,861.44

Your Detailed Account Summary

	This Year
Opening balance at 01/07/2021	9,540.35
<u>Increases to Member account during the period</u>	
Employer Contributions	
Personal Contributions (Concessional)	
Personal Contributions (Non Concessional)	
Government Co-Contributions	
Other Contributions	
Proceeds of Insurance Policies	
Transfers In	
Net Earnings	(338.91)
Internal Transfer In	
<u>Decreases to Member account during the period</u>	
Pensions Paid	340.00
Contributions Tax	
Income Tax	
No TFN Excess Contributions Tax	
Excess Contributions Tax	
Refund Excess Contributions	
Division 293 Tax	
Insurance Policy Premiums Paid	
Management Fees	
Member Expenses	
Benefits Paid/Transfers Out	
Superannuation Surcharge Tax	
Internal Transfer Out	
Closing balance at 30/06/2022	8,861.44

Pyro Superannuation Fund
Members Statement

Trustee's Disclaimer

This statement has been prepared by the Trustee for the member whose name appears at the top of this statement. Every effort has been made by the Trustee to ensure the accuracy and completeness of this Statement. The Trustee does not accept any liability for any error, omission or misprint. All amounts shown in relation to benefits do not take into account any amounts which may be withheld to satisfy the requirements imposed by the Income Tax Assessment Act 1936.

Signed by all the trustees of the fund

Bryan Patrick Dwyer
Trustee

Cecilia Dwyer
Trustee

Pyro Superannuation Fund

Members Statement

Bryan Patrick Dwyer
 501 149-161 O'Riordan Street
 Mascot, New South Wales, 2020, Australia

Your Details

Date of Birth :	Provided	Nominated Beneficiaries:	N/A
Age:	72	Nomination Type:	N/A
Tax File Number:	Provided	Vested Benefits:	61,192.49
Date Joined Fund:	01/03/2004		
Service Period Start Date:			
Date Left Fund:			
Member Code:	DWYBRY00014P		
Account Start Date:	08/04/2020		
Account Phase:	Retirement Phase		
Account Description:	Account Based Pension 13		

Your Balance

Total Benefits	61,192.49
<u>Preservation Components</u>	
Preserved	
Unrestricted Non Preserved	61,192.49
Restricted Non Preserved	
<u>Tax Components</u>	
Tax Free (100.00%)	61,192.49
Taxable	

Your Detailed Account Summary

	This Year
Opening balance at 01/07/2021	65,159.45
<u>Increases to Member account during the period</u>	
Employer Contributions	
Personal Contributions (Concessional)	
Personal Contributions (Non Concessional)	
Government Co-Contributions	
Other Contributions	
Proceeds of Insurance Policies	
Transfers In	
Net Earnings	(2,336.96)
Internal Transfer In	
<u>Decreases to Member account during the period</u>	
Pensions Paid	1,630.00
Contributions Tax	
Income Tax	
No TFN Excess Contributions Tax	
Excess Contributions Tax	
Refund Excess Contributions	
Division 293 Tax	
Insurance Policy Premiums Paid	
Management Fees	
Member Expenses	
Benefits Paid/Transfers Out	
Superannuation Surcharge Tax	
Internal Transfer Out	
Closing balance at 30/06/2022	61,192.49

Pyro Superannuation Fund
Members Statement

Trustee's Disclaimer

This statement has been prepared by the Trustee for the member whose name appears at the top of this statement. Every effort has been made by the Trustee to ensure the accuracy and completeness of this Statement. The Trustee does not accept any liability for any error, omission or misprint. All amounts shown in relation to benefits do not take into account any amounts which may be withheld to satisfy the requirements imposed by the Income Tax Assessment Act 1936.

Signed by all the trustees of the fund

Bryan Patrick Dwyer
Trustee

Cecilia Dwyer
Trustee

Pyro Superannuation Fund

Members Statement

Cecilia Dwyer
 501 149-161 O'Riordan Street
 Mascot, New South Wales, 2020, Australia

Your Details

Date of Birth :	Provided	Nominated Beneficiaries:	N/A
Age:	69	Nomination Type:	N/A
Tax File Number:	Provided	Vested Benefits:	3,950.89
Date Joined Fund:	01/03/2004	Total Death Benefit:	3,950.89
Service Period Start Date:	06/05/1997	Current Salary:	0.00
Date Left Fund:		Previous Salary:	0.00
Member Code:	DWYCEC00001P	Disability Benefit:	0.00
Account Start Date:	21/09/2017		
Account Phase:	Retirement Phase		
Account Description:	Account Based Pension		

Your Balance

Total Benefits	3,950.89
<u>Preservation Components</u>	
Preserved	133.36
Unrestricted Non Preserved	3,817.53
Restricted Non Preserved	
<u>Tax Components</u>	
Tax Free (73.59%)	2,907.39
Taxable	1,043.50

Your Detailed Account Summary

	This Year
Opening balance at 01/07/2021	4,211.72
<u>Increases to Member account during the period</u>	
Employer Contributions	
Personal Contributions (Concessional)	
Personal Contributions (Non Concessional)	
Government Co-Contributions	
Other Contributions	
Proceeds of Insurance Policies	
Transfers In	
Net Earnings	(150.83)
Internal Transfer In	
<u>Decreases to Member account during the period</u>	
Pensions Paid	110.00
Contributions Tax	
Income Tax	
No TFN Excess Contributions Tax	
Excess Contributions Tax	
Refund Excess Contributions	
Division 293 Tax	
Insurance Policy Premiums Paid	
Management Fees	
Member Expenses	
Benefits Paid/Transfers Out	
Superannuation Surcharge Tax	
Internal Transfer Out	
Closing balance at 30/06/2022	3,950.89

Pyro Superannuation Fund
Members Statement

Trustee's Disclaimer

This statement has been prepared by the Trustee for the member whose name appears at the top of this statement. Every effort has been made by the Trustee to ensure the accuracy and completeness of this Statement. The Trustee does not accept any liability for any error, omission or misprint. All amounts shown in relation to benefits do not take into account any amounts which may be withheld to satisfy the requirements imposed by the Income Tax Assessment Act 1936.

Signed by all the trustees of the fund

Bryan Patrick Dwyer
Trustee

Cecilia Dwyer
Trustee

Pyro Superannuation Fund

Members Statement

Cecilia Dwyer
 501 149-161 O'Riordan Street
 Mascot, New South Wales, 2020, Australia

Your Details

Date of Birth :	Provided	Nominated Beneficiaries:	N/A
Age:	69	Nomination Type:	N/A
Tax File Number:	Provided	Vested Benefits:	
Date Joined Fund:	01/03/2004	Total Death Benefit:	0.00
Service Period Start Date:	06/05/1997	Current Salary:	0.00
Date Left Fund:		Previous Salary:	0.00
Member Code:	DWYCEC00002A	Disability Benefit:	0.00
Account Start Date:	01/03/2004		
Account Phase:	Accumulation Phase		
Account Description:	Accumulation		

Your Balance

Total Benefits

Preservation Components

Preserved
 Unrestricted Non Preserved
 Restricted Non Preserved

Tax Components

Tax Free
 Taxable

Your Detailed Account Summary

This Year

Opening balance at	01/07/2021	
<u>Increases to Member account during the period</u>		
Employer Contributions		
Personal Contributions (Concessional)		
Personal Contributions (Non Concessional)		
Government Co-Contributions		
Other Contributions		
Proceeds of Insurance Policies		
Transfers In		
Net Earnings		
Internal Transfer In		
<u>Decreases to Member account during the period</u>		
Pensions Paid		
Contributions Tax		
Income Tax		
No TFN Excess Contributions Tax		
Excess Contributions Tax		
Refund Excess Contributions		
Division 293 Tax		
Insurance Policy Premiums Paid		
Management Fees		
Member Expenses		
Benefits Paid/Transfers Out		
Superannuation Surcharge Tax		
Internal Transfer Out		
Closing balance at	30/06/2022	0.00

Pyro Superannuation Fund
Members Statement

Trustee's Disclaimer

This statement has been prepared by the Trustee for the member whose name appears at the top of this statement. Every effort has been made by the Trustee to ensure the accuracy and completeness of this Statement. The Trustee does not accept any liability for any error, omission or misprint. All amounts shown in relation to benefits do not take into account any amounts which may be withheld to satisfy the requirements imposed by the Income Tax Assessment Act 1936.

Signed by all the trustees of the fund

Bryan Patrick Dwyer
Trustee

Cecilia Dwyer
Trustee

Pyro Superannuation Fund

Members Statement

Cecilia Dwyer
 501 149-161 O'Riordan Street
 Mascot, New South Wales, 2020, Australia

Your Details

Date of Birth :	Provided	Nominated Beneficiaries:	N/A
Age:	69	Nomination Type:	N/A
Tax File Number:	Provided	Vested Benefits:	1,381.87
Date Joined Fund:	01/03/2004	Total Death Benefit:	1,381.87
Service Period Start Date:	06/05/1997	Current Salary:	0.00
Date Left Fund:		Previous Salary:	0.00
Member Code:	DWYCEC00003P	Disability Benefit:	0.00
Account Start Date:	21/09/2017		
Account Phase:	Retirement Phase		
Account Description:	Account Based Pension 2		

Your Balance

Total Benefits	1,381.87
<u>Preservation Components</u>	
Preserved	(0.29)
Unrestricted Non Preserved	1,382.16
Restricted Non Preserved	
<u>Tax Components</u>	
Tax Free (0.00%)	
Taxable	1,381.87

Your Detailed Account Summary

	This Year
Opening balance at 01/07/2021	1,474.01
<u>Increases to Member account during the period</u>	
Employer Contributions	
Personal Contributions (Concessional)	
Personal Contributions (Non Concessional)	
Government Co-Contributions	
Other Contributions	
Proceeds of Insurance Policies	
Transfers In	
Net Earnings	(52.14)
Internal Transfer In	
<u>Decreases to Member account during the period</u>	
Pensions Paid	40.00
Contributions Tax	
Income Tax	
No TFN Excess Contributions Tax	
Excess Contributions Tax	
Refund Excess Contributions	
Division 293 Tax	
Insurance Policy Premiums Paid	
Management Fees	
Member Expenses	
Benefits Paid/Transfers Out	
Superannuation Surcharge Tax	
Internal Transfer Out	
Closing balance at 30/06/2022	1,381.87

Pyro Superannuation Fund
Members Statement

Trustee's Disclaimer

This statement has been prepared by the Trustee for the member whose name appears at the top of this statement. Every effort has been made by the Trustee to ensure the accuracy and completeness of this Statement. The Trustee does not accept any liability for any error, omission or misprint. All amounts shown in relation to benefits do not take into account any amounts which may be withheld to satisfy the requirements imposed by the Income Tax Assessment Act 1936.

Signed by all the trustees of the fund

Bryan Patrick Dwyer
Trustee

Cecilia Dwyer
Trustee

Pyro Superannuation Fund

Members Statement

Cecilia Dwyer
 501 149-161 O'Riordan Street
 Mascot, New South Wales, 2020, Australia

Your Details

Date of Birth :	Provided	Nominated Beneficiaries:	N/A
Age:	69	Nomination Type:	N/A
Tax File Number:	Provided	Vested Benefits:	108.74
Date Joined Fund:	01/03/2004	Total Death Benefit:	108.74
Service Period Start Date:	06/05/1997	Current Salary:	0.00
Date Left Fund:		Previous Salary:	0.00
Member Code:	DWYCEC00004P	Disability Benefit:	0.00
Account Start Date:	21/09/2017		
Account Phase:	Retirement Phase		
Account Description:	Account Based Pension 3		

Your Balance

Total Benefits	108.74
<u>Preservation Components</u>	
Preserved	3.64
Unrestricted Non Preserved	105.10
Restricted Non Preserved	
<u>Tax Components</u>	
Tax Free (100.00%)	108.74
Taxable	

Your Detailed Account Summary

	This Year
Opening balance at 01/07/2021	114.32
<u>Increases to Member account during the period</u>	
Employer Contributions	
Personal Contributions (Concessional)	
Personal Contributions (Non Concessional)	
Government Co-Contributions	
Other Contributions	
Proceeds of Insurance Policies	
Transfers In	
Net Earnings	(5.58)
Internal Transfer In	
<u>Decreases to Member account during the period</u>	
Pensions Paid	
Contributions Tax	
Income Tax	
No TFN Excess Contributions Tax	
Excess Contributions Tax	
Refund Excess Contributions	
Division 293 Tax	
Insurance Policy Premiums Paid	
Management Fees	
Member Expenses	
Benefits Paid/Transfers Out	
Superannuation Surcharge Tax	
Internal Transfer Out	
Closing balance at 30/06/2022	108.74

Pyro Superannuation Fund
Members Statement

Trustee's Disclaimer

This statement has been prepared by the Trustee for the member whose name appears at the top of this statement. Every effort has been made by the Trustee to ensure the accuracy and completeness of this Statement. The Trustee does not accept any liability for any error, omission or misprint. All amounts shown in relation to benefits do not take into account any amounts which may be withheld to satisfy the requirements imposed by the Income Tax Assessment Act 1936.

Signed by all the trustees of the fund

Bryan Patrick Dwyer
Trustee

Cecilia Dwyer
Trustee

Pyro Superannuation Fund

Members Statement

Cecilia Dwyer
 501 149-161 O'Riordan Street
 Mascot, New South Wales, 2020, Australia

Your Details

Date of Birth :	Provided	Nominated Beneficiaries:	N/A
Age:	69	Nomination Type:	N/A
Tax File Number:	Provided	Vested Benefits:	223.63
Date Joined Fund:	01/03/2004	Total Death Benefit:	223.63
Service Period Start Date:	06/05/1997	Current Salary:	0.00
Date Left Fund:		Previous Salary:	0.00
Member Code:	DWYCEC00005P	Disability Benefit:	0.00
Account Start Date:	21/09/2017		
Account Phase:	Retirement Phase		
Account Description:	Account Based Pension 4		

Your Balance

Total Benefits	223.63
<u>Preservation Components</u>	
Preserved	(1.51)
Unrestricted Non Preserved	225.14
Restricted Non Preserved	
<u>Tax Components</u>	
Tax Free (0.00%)	
Taxable	223.63

Your Detailed Account Summary

	This Year
Opening balance at 01/07/2021	252.94
<u>Increases to Member account during the period</u>	
Employer Contributions	
Personal Contributions (Concessional)	
Personal Contributions (Non Concessional)	
Government Co-Contributions	
Other Contributions	
Proceeds of Insurance Policies	
Transfers In	
Net Earnings	(9.31)
Internal Transfer In	
<u>Decreases to Member account during the period</u>	
Pensions Paid	20.00
Contributions Tax	
Income Tax	
No TFN Excess Contributions Tax	
Excess Contributions Tax	
Refund Excess Contributions	
Division 293 Tax	
Insurance Policy Premiums Paid	
Management Fees	
Member Expenses	
Benefits Paid/Transfers Out	
Superannuation Surcharge Tax	
Internal Transfer Out	
Closing balance at 30/06/2022	223.63

Pyro Superannuation Fund
Members Statement

Trustee's Disclaimer

This statement has been prepared by the Trustee for the member whose name appears at the top of this statement. Every effort has been made by the Trustee to ensure the accuracy and completeness of this Statement. The Trustee does not accept any liability for any error, omission or misprint. All amounts shown in relation to benefits do not take into account any amounts which may be withheld to satisfy the requirements imposed by the Income Tax Assessment Act 1936.

Signed by all the trustees of the fund

Bryan Patrick Dwyer
Trustee

Cecilia Dwyer
Trustee

Pyro Superannuation Fund

Members Statement

Cecilia Dwyer
 501 149-161 O'Riordan Street
 Mascot, New South Wales, 2020, Australia

Your Details

Date of Birth :	Provided	Nominated Beneficiaries:	N/A
Age:	69	Nomination Type:	N/A
Tax File Number:	Provided	Vested Benefits:	1,283.58
Date Joined Fund:	01/03/2004	Total Death Benefit:	1,283.58
Service Period Start Date:	06/05/1997	Current Salary:	0.00
Date Left Fund:		Previous Salary:	0.00
Member Code:	DWYCEC00006P	Disability Benefit:	0.00
Account Start Date:	25/10/2019		
Account Phase:	Retirement Phase		
Account Description:	Account Based Pension 5		

Your Balance

Total Benefits	1,283.58
<u>Preservation Components</u>	
Preserved	
Unrestricted Non Preserved	1,283.58
Restricted Non Preserved	
<u>Tax Components</u>	
Tax Free (32.58%)	418.23
Taxable	865.35

Your Detailed Account Summary

	This Year
Opening balance at 01/07/2021	1,362.00
<u>Increases to Member account during the period</u>	
Employer Contributions	
Personal Contributions (Concessional)	
Personal Contributions (Non Concessional)	
Government Co-Contributions	
Other Contributions	
Proceeds of Insurance Policies	
Transfers In	
Net Earnings	(48.42)
Internal Transfer In	
<u>Decreases to Member account during the period</u>	
Pensions Paid	30.00
Contributions Tax	
Income Tax	
No TFN Excess Contributions Tax	
Excess Contributions Tax	
Refund Excess Contributions	
Division 293 Tax	
Insurance Policy Premiums Paid	
Management Fees	
Member Expenses	
Benefits Paid/Transfers Out	
Superannuation Surcharge Tax	
Internal Transfer Out	
Closing balance at 30/06/2022	1,283.58

Pyro Superannuation Fund
Members Statement

Trustee's Disclaimer

This statement has been prepared by the Trustee for the member whose name appears at the top of this statement. Every effort has been made by the Trustee to ensure the accuracy and completeness of this Statement. The Trustee does not accept any liability for any error, omission or misprint. All amounts shown in relation to benefits do not take into account any amounts which may be withheld to satisfy the requirements imposed by the Income Tax Assessment Act 1936.

Signed by all the trustees of the fund

Bryan Patrick Dwyer
Trustee

Cecilia Dwyer
Trustee

Pyro Superannuation Fund

Members Statement

Cecilia Dwyer
 501 149-161 O'Riordan Street
 Mascot, New South Wales, 2020, Australia

Your Details

Date of Birth :	Provided	Nominated Beneficiaries:	N/A
Age:	69	Nomination Type:	N/A
Tax File Number:	Provided	Vested Benefits:	61,192.49
Date Joined Fund:	01/03/2004	Total Death Benefit:	61,192.49
Service Period Start Date:	06/05/1997	Current Salary:	0.00
Date Left Fund:		Previous Salary:	0.00
Member Code:	DWYCEC00007P	Disability Benefit:	0.00
Account Start Date:	08/04/2020		
Account Phase:	Retirement Phase		
Account Description:	Account Based Pension 6		

Your Balance

Total Benefits	61,192.49
<u>Preservation Components</u>	
Preserved	
Unrestricted Non Preserved	61,192.49
Restricted Non Preserved	
<u>Tax Components</u>	
Tax Free (100.00%)	61,192.49
Taxable	

Your Detailed Account Summary

	This Year
Opening balance at 01/07/2021	65,159.45
<u>Increases to Member account during the period</u>	
Employer Contributions	
Personal Contributions (Concessional)	
Personal Contributions (Non Concessional)	
Government Co-Contributions	
Other Contributions	
Proceeds of Insurance Policies	
Transfers In	
Net Earnings	(2,336.96)
Internal Transfer In	
<u>Decreases to Member account during the period</u>	
Pensions Paid	1,630.00
Contributions Tax	
Income Tax	
No TFN Excess Contributions Tax	
Excess Contributions Tax	
Refund Excess Contributions	
Division 293 Tax	
Insurance Policy Premiums Paid	
Management Fees	
Member Expenses	
Benefits Paid/Transfers Out	
Superannuation Surcharge Tax	
Internal Transfer Out	
Closing balance at 30/06/2022	61,192.49

Pyro Superannuation Fund
Members Statement

Trustee's Disclaimer

This statement has been prepared by the Trustee for the member whose name appears at the top of this statement. Every effort has been made by the Trustee to ensure the accuracy and completeness of this Statement. The Trustee does not accept any liability for any error, omission or misprint. All amounts shown in relation to benefits do not take into account any amounts which may be withheld to satisfy the requirements imposed by the Income Tax Assessment Act 1936.

Signed by all the trustees of the fund

Bryan Patrick Dwyer
Trustee

Cecilia Dwyer
Trustee

Pyro Superannuation Fund

Members Summary Report

As at 30 June 2022

Opening Balance	Increases				Decreases					Closing Balance	
	Contributions	Transfers In	Net Earnings	Insurance Proceeds	Pensions Paid	Contributions Tax	Taxes Paid	Benefits Paid/ Transfers Out	Insurance Premiums		Member Expenses
Bryan Patrick Dwyer (Age: 72)											
DWYBRY00001P - Account Based Pension - Tax Free: 0.14%											
96,799.71			(3,470.99)		2,420.00						90,908.72
DWYBRY00007P - Account Based Pension 2 - Tax Free: 100.00%											
242,821.44			(8,707.26)		6,070.00						228,044.18
DWYBRY00011P - Account Based Pension 3 - Tax Free: 20.61%											
32,462.17			(1,163.82)		810.00						30,488.35
DWYBRY00012A - Accumulation											
DWYBRY00013P - Account Based Pension 12 - Tax Free: 0.00%											
9,540.35			(338.91)		340.00						8,861.44
DWYBRY00014P - Account Based Pension 13 - Tax Free: 100.00%											
65,159.45			(2,336.96)		1,630.00						61,192.49
446,783.12			(16,017.94)		11,270.00						419,495.18
Cecilia Dwyer (Age: 69)											
DWYCEC00001P - Account Based Pension - Tax Free: 73.59%											
4,211.72			(150.83)		110.00						3,950.89

Pyro Superannuation Fund

Members Summary Report

As at 30 June 2022

Opening Balance	Increases				Decreases					Closing Balance
	Contributions	Transfers In	Net Earnings	Insurance Proceeds	Pensions Paid	Contributions Tax	Taxes Paid	Benefits Paid/ Transfers Out	Insurance Premiums	
DWYCEC00002A - Accumulation										
DWYCEC00003P - Account Based Pension 2 - Tax Free: 0.00%										
1,474.01			(52.14)		40.00					1,381.87
DWYCEC00004P - Account Based Pension 3 - Tax Free: 100.00%										
114.32			(5.58)							108.74
DWYCEC00005P - Account Based Pension 4 - Tax Free: 0.00%										
252.94			(9.31)		20.00					223.63
DWYCEC00006P - Account Based Pension 5 - Tax Free: 32.58%										
1,362.00			(48.42)		30.00					1,283.58
DWYCEC00007P - Account Based Pension 6 - Tax Free: 100.00%										
65,159.45			(2,336.96)		1,630.00					61,192.49
72,574.44			(2,603.24)		1,830.00					68,141.20
519,357.56			(18,621.18)		13,100.00					487,636.38

60400 - Bank Accounts

2022 Financial Year

Preparer nicagomez2@gmail.com

Reviewer Steven Lee

Status Completed

Account Code	Description	CY Balance	LY Balance	Change
ADC761240	AMB DIY Super Saver Account ***S15	\$79,915.46	\$114,592.05	(30.26)%
NAB301736037	Nabtrade Cash Account 301736037		\$123.91	100%
TOTAL		CY Balance	LY Balance	
		\$79,915.46	\$114,715.96	

Supporting Documents

- Bank Statement Report [Report](#)
- AMB Stmtnt18 to 31 Mar 2022.pdf [ADC761240](#)
- AMB Stmtnt15 to 30 Jun 2021.pdf [ADC761240](#)
- AMB Stmtnt19 to 30 Jun 2022.pdf [ADC761240](#)
- AMB Stmtnt16 to 30 Sep 2021.pdf [ADC761240](#)
- AMB Stmtnt17 to 31 Dec 2021.pdf [ADC761240](#)
- NABtrade Cash Stmtnt19 NT1532379-56598 1 Jan 22 to 30 Jun 22.pdf [NAB301736037](#)
- NABtrade Cash Stmtnt18 NT1532379-21690 1 Jul 21 to 31 Dec 21.pdf [NAB301736037](#)

Standard Checklist

- Attach Copies of Bank Statements
- Attach copy of Bank Statement Report
- Ensure all Balances match Statement Balances at June 30
- Ensure all Transactions have been entered

Pyro Superannuation Fund Bank Statement Report

For The Period 01 July 2021 to 30 June 2022

Chart Code: 60400 / ADC761240
Account Name: AMB DIY Super Saver Account ***S15
BSB and Account Number: 642170 100293887

Opening Balance	-	Total Debits	+	Total Credits	=	Closing Balance	Data Feed Used
\$ 114,592.05		\$ 76,278.00		\$ 41,601.41		\$ 79,915.46	

Date	Description	Debit \$	Credit \$	Ledger Balance \$	Statement Balance \$	Variance \$
01/07/2021	Opening Balance			114,592.05		
02/07/2021	NAB Intrm Div - DV221/1083841 [System Matched Income Data]		543.60	115,135.65		
10/07/2021	SUPERHELP AUST - PYRO SMS Fund DWYER	550.00		114,585.65		
12/07/2021	SPDR S&P/ASX200 Fnd (STW) Dstrbn - 1261749878 [Amount Receivable]		379.61	114,965.26		
14/07/2021	Platinum Asia Fnd (PAF) Dstrbn 68654CPAMdis21		4,291.56	119,256.82		
14/07/2021	Platinum HlthCr Fnd (PIH) Dstrbn 68654CPAMdis21		3,363.98	122,620.80		
31/07/2021	Interest		81.14	122,701.94		
20/08/2021	BPAY CIS 3293 360016	2,500.00		120,201.94		
31/08/2021	Interest		82.71	120,284.65		
16/09/2021	BPAY PCPL 1840 357459	5,000.00		115,284.65		
16/09/2021	Platinum Asst Mngmnt (PTM) Div - Sep 21/813859 [System Matched Income Data]		240.00	115,524.65		
21/09/2021	BHP Grp Div - AF384/01105128 [System Matched Income Data]		1,629.16	117,153.81		
21/09/2021	Cheq Deposit 5		2,500.00	119,653.81		
21/09/2021	Playside Studios Ltd (PLY) sale pymnt [nabtrade: 11393856 FUNDS TRANSFER 642170, 100293887 PLY sale BPDwyer]		1,779.59	121,433.40		
22/09/2021	Challenger Ltd - 21 Sep/819260 [System Matched Income Data]		350.60	121,784.00		
22/09/2021	Endeavour Grp (EDV) Div - 1266241009 [System Matched Income Data]		21.77	121,805.77		

Pyro Superannuation Fund
Bank Statement Report

For The Period 01 July 2021 to 30 June 2022

Date	Description	Debit \$	Credit \$	Ledger Balance \$	Statement Balance \$	Variance \$
23/09/2021	Rio Tinto Ltd (RIO) - Inrm 21/161831 [System Matched Income Data]		3,557.09	125,362.86		
29/09/2021	CBA Final Div - 001263330880 [System Matched Income Data]		348.00	125,710.86		
30/09/2021	Interest		75.42	125,786.28		
30/09/2021	Medibank Pvt Ltd (MPL) Div - Sep 21/973547 [System Matched Income Data]		507.56	126,293.84		
01/10/2021	Origin Energy (ORG) - S42598798 [System Matched Income Data]		75.45	126,369.29		
08/10/2021	Woolworths Grp Ltd (WOW) Final Div - 1266972664 [System Matched Income Data]		171.05	126,540.34		
11/10/2021	Aussie Brdbnd. Ltd (ABB) Refund - 1268499180		4,100.00	130,640.34		
12/10/2021	SPDR S&P/ASX200 Fnd (STW) Dstrbn - 1268304003 [System Matched Income Data]		738.57	131,378.91		
15/10/2021	Murray Goulburn Grp Pymnt - 21 Oct /81453		496.55	131,875.46		
25/10/2021	Pension Bryan FY21	11,270.00		120,605.46		
25/10/2021	Pension Cecilia FY21	1,830.00		118,775.46		
25/10/2021	SUPERHELP AUST - PYRO SMS Fund DWYER	1,150.00		117,625.46		
31/10/2021	Interest		70.01	117,695.47		
09/11/2021	BPAY PCPL 1864 361691	3,978.00		113,717.47		
11/11/2021	ATO - 3000015850956		4,406.01	118,123.48		
18/11/2021	BOQ Final Div - 001268749725 [System Matched Income Data]		375.54	118,499.02		
30/11/2021	Interest		62.97	118,561.99		
15/12/2021	NAB Final Div - DV222/573046 [System Matched Income Data]		607.02	119,169.01		
31/12/2021	Interest		65.64	119,234.65		
13/01/2022	SPDR S&P/ASX200 Fnd (STW) Dstrbn - 1270662586 [System Matched Income Data]		325.57	119,560.22		
31/01/2022	Interest		65.93	119,626.15		

Pyro Superannuation Fund
Bank Statement Report

For The Period 01 July 2021 to 30 June 2022

Date	Description	Debit \$	Credit \$	Ledger Balance \$	Statement Balance \$	Variance \$
28/02/2022	Interest		59.65	119,685.80		
18/03/2022	Platinum Asst Mngmnt (PTM) Div - Mar 22/814574 [System Matched Income Data]		200.00	119,885.80		
22/03/2022	Challenger Ltd - 22 Mar/818109 [System Matched Income Data]		383.99	120,269.79		
24/03/2022	Medibank Pvt Ltd (MPL) Div - Mar 22/970600 [System Matched Income Data]		448.72	120,718.51		
25/03/2022	Origin Energy (ORG) - S42598798 [System Matched Income Data]		125.75	120,844.26		
28/03/2022	BHP Grp Div - AI385/00403872 [System Matched Income Data]		1,248.34	122,092.60		
28/03/2022	Endeavour Grp (EDV) Div - 1273656908 [System Matched Income Data]		38.88	122,131.48		
30/03/2022	CBA Intrm Div - 001272044770 [System Matched Income Data]		304.50	122,435.98		
31/03/2022	Interest		66.38	122,502.36		
12/04/2022	SPDR S&P/ASX200 Fnd (STW) Dstrbn - 1276627705 [System Matched Income Data]		502.65	123,005.01		
13/04/2022	Woolworths Grp Ltd (WOW) Intrm Div - 1275536148 [System Matched Income Data]		121.29	123,126.30		
21/04/2022	Rio Tinto Ltd (RIO) - Final 21/162405 [System Matched Income Data]		3,102.09	126,228.39		
30/04/2022	Interest		66.20	126,294.59		
18/05/2022	PYRO SMSF TermDeposit to A/c 301045383	50,000.00		76,294.59		
26/05/2022	BOQ Intrm Div - 001277073599 [System Matched Income Data]		375.54	76,670.13		
31/05/2022	Interest		55.52	76,725.65		
20/06/2022	BHP Sale of shares - S22AU/106958		3,148.20	79,873.85		
30/06/2022	Interest		41.61	79,915.46		
30/06/2022	CLOSING BALANCE			79,915.46		
		<u>76,278.00</u>	<u>41,601.41</u>			

Pyro Superannuation Fund

Bank Statement Report

For The Period 01 July 2021 to 30 June 2022

Chart Code: 60400 / NAB301736037
Account Name: Nabtrade Cash Account ***037
BSB and Account Number: 083052 301736037

Opening Balance	-	Total Debits	+	Total Credits	=	Closing Balance	Data Feed Used
\$ 123.91		\$ 1,779.59		\$ 1,655.68		\$ 0.00	

Date	Description	Debit	Credit	Ledger Balance	Statement Balance	Variance
		\$	\$	\$	\$	\$
01/07/2021	Opening Balance			123.91		
17/09/2021	SELL PLY.ASX 4125 AUD .405 97336324 NT1532379-002		1,655.68	1,779.59		
21/09/2021	Playside Studios Ltd (PLY) sale pymnt [nabtrade: 11393856 FUNDS TRANSFER 642170, 100293887 PLY sale BPDwyer]	1,779.59		0.00		
30/06/2022	CLOSING BALANCE			0.00		
		<u>1,779.59</u>	<u>1,655.68</u>			

Pyro Superannuation Fund
Bank Statement Report

For The Period 01 July 2021 to 30 June 2022

Chart Code: 60800 / ADC301045383
Account Name: AMB Investment Plus ***383
BSB and Account Number: 642170 301045383

Opening Balance - **Total Debits** + **Total Credits** = **Closing Balance** **Data Feed Used**
\$ 50,000.00 \$ 50,000.00

Date	Description	Debit \$	Credit \$	Ledger Balance \$	Statement Balance \$	Variance \$
18/05/2022	PYRO SMSF TermDeposit to A/c 301045383		50,000.00	50,000.00		
30/06/2022	CLOSING BALANCE			50,000.00		
			50,000.00			



008

MR B P DWYER & MRS C DWYER ATF PYRO
SUPERANNUATION FUND
PO Box 5601
SOUTH WINDSOR NSW 2756

BSB No.	642-170
Member No.	761240
Statement	18 (Page 1 of 2)
Statement Ends	31 March 2022
Shares	\$2.00

Switch to e-statements for a more convenient way of accessing your statements.

E-statements are free, reduce paper clutter and can be accessed online anytime, anywhere.

Make the switch now. Scan the QR code to find out more.



Your Account Summary

BSB 642-170 **Account** 100293887 - DIY SUPER SAVER ACCOUNT **Closing Balance** 122,502.36

Account: 100293887 - DIY SUPER SAVER ACCOUNT **TFN:** Not Quoted
Owner/s: MR B P DWYER & MRS C DWYER ATF PYRO SUPERANNUATION FUND **In Advance Amt:** \$0.00
Interest Rate: 0.65%

Effective Date	Transaction Date	Transaction Details	Debit	Credit	Balance
	1 Jan 22	Opening Balance			119,234.65
13 Jan 22	13 Jan 22	Direct Credit From STW DST - 001270662586 Ref: 000007837431		325.57	119,560.22
31 Jan 22	31 Jan 22	Interest Credit:100293887 for 01-01-2022 to 31-01-2022		65.93	119,626.15
28 Feb 22	28 Feb 22	Interest Credit:100293887 for 01-02-2022 to 28-02-2022		59.65	119,685.80
18 Mar 22	18 Mar 22	Direct Credit From PTM DIVIDEND - MAR22/00814574 Ref: 000008222292		200.00	119,885.80
22 Mar 22	22 Mar 22	Direct Credit From CHALLENGER LTD - 22MAR/00818109 Ref: 000008234693		383.99	120,269.79
24 Mar 22	24 Mar 22	Direct Credit From MEDIBANK DIV - MAR22/00970600 Ref: 000008258564		448.72	120,718.51
25 Mar 22	25 Mar 22	Direct Credit From Origin Energy - S00042598798 Ref: 000008263746		125.75	120,844.26
28 Mar 22	28 Mar 22	Direct Credit From EDV DIV - 001273656908 Ref: 000008269404		38.88	120,883.14
28 Mar 22	28 Mar 22	Direct Credit From BHP GROUP DIV - AI385/00403872 Ref: 000008271075		1,248.34	122,131.48
30 Mar 22	30 Mar 22	Direct Credit From CBA ITM DIV - 001272044770 Ref: 000008280678		304.50	122,435.98
31 Mar 22	31 Mar 22	Interest Credit:100293887 for 01-03-2022 to 31-03-2022		66.38	122,502.36

Account: 100293887 - DIY SUPER SAVER ACCOUNT (Continued)

Effective Date	Transaction Date	Transaction Details	Debit	Credit	Balance
		Closing Balance			122,502.36

Please check all transactions. If there are any discrepancies or to report a lost or stolen card during business hours (8am to 6pm AEDT Mon - Fri), phone us on **1300 13 23 28**. To report a lost or stolen card outside of these hours, please call **1800 648 027**.


Further information on fees, charges, products, services and our dispute resolution process is available on request by calling **1300 13 23 28** or by visiting our website at australianmilitarybank.com.au.

E-717/S-1646/1-3092



1300 13 23 28 | australianmilitarybank.com.au

Tap and Pay with your Digital Wallet
 Make contactless payments with your favourite device
australianmilitarybank.com.au/pays





008

MR B P DWYER & MRS C DWYER ATF PYRO
SUPERANNUATION FUND
PO Box 5601
SOUTH WINDSOR NSW 2756

BSB No.	642-170
Member No.	761240
Statement	15 (Page 1 of 2)
Statement Ends	30 June 2021
Shares	\$2.00

Digital wallets and wearables are here

Make contactless payments with
your favourite device.

▶ australianmilitarybank.com.au/pays



Your Account Summary

BSB 642-170	Account 100293887 - DIY SUPER SAVER ACCOUNT	Closing Balance 114,592.05
-----------------------	---	--------------------------------------

INTEREST SUMMARY

<u>Account</u>	<u>Year To Date Interest</u>	<u>General Withholding Tax</u>	<u>Overseas Withholding Tax</u>
100293887	1,079.34	0.00	0.00

Account: 100293887 - DIY SUPER SAVER ACCOUNT
Owner/s: MR B P DWYER & MRS C DWYER ATF PYRO
SUPERANNUATION FUND

TFN: Not Quoted
In Advance Amt: \$0.00
Interest Rate: 0.8%

Effective Date	Transaction Date	Transaction Details	Debit	Credit	Balance
	1 Apr 21	Opening Balance			118,676.48
1 Apr 21	1 Apr 21	Ext Transfer NET to SUPERHELP AUSTRALIA PTY LTD - PYRO SMSF FEES BSB: 062099 ACC: 1041 7929 Ref: 000006143052	1,595.00		117,081.48
14 Apr 21	14 Apr 21	Direct Credit From ATO - ATO008000014645526 Ref: 000006200129		5,111.77	122,193.25
14 Apr 21	14 Apr 21	Direct Credit From WOW ITM DIV - 001258996974 Ref: 000006200859		164.83	122,358.08
14 Apr 21	14 Apr 21	Direct Credit From STW DST - 001259743067 Ref: 000006202244		361.62	122,719.70
15 Apr 21	15 Apr 21	Direct Credit From RIO TINTO LTD - FIN20/00162137 Ref: 000006224197		2,420.08	125,139.78
22 Apr 21	22 Apr 21	Ext Transfer NET to SUPERHELP AUSTRALIA PTY LTD - 000006258970 BSB: 062099 ACC: 1041 7929 Ref: 000006258970	200.00		124,939.78



Account: 100293887 - DIY SUPER SAVER ACCOUNT (Continued)

Effective Date	Transaction Date	Transaction Details	Debit	Credit	Balance
28 Apr 21	28 Apr 21	Ext Transfer NET to BRYAN DWYER - BRYANS PNSN BSB: 732272 ACC: 651417 Ref: 000006284584	9,350.00		115,589.78
28 Apr 21	28 Apr 21	Ext Transfer NET to BRYAN DWYER - CECILIAS PNSN BSB: 732272 ACC: 651417 Ref: 000006284599	1,520.00		114,069.78
30 Apr 21	30 Apr 21	Interest Credit:100293887 for 01-04-2021 to 30-04-2021		79.18	114,148.96
26 May 21	26 May 21	Direct Credit From BOQ ITM DIV - 001260268549 Ref: 000006449777		290.19	114,439.15
31 May 21	31 May 21	Interest Credit:100293887 for 01-05-2021 to 31-05-2021		77.60	114,516.75
30 Jun 21	30 Jun 21	Interest Credit:100293887 for 01-06-2021 to 30-06-2021		75.30	114,592.05
Closing Balance					114,592.05

AUSTRALIAN MILITARY BANK FEES AND CHARGES

Description	Count	Levied
Online External Transfer	4	\$2.00
Subtotal		\$2.00
Less Relationship Reward		-\$2.00
Net Transaction Fee Payable		\$0.00

Please check all transactions. If there are any discrepancies or to report a lost or stolen card during business hours (8am to 6pm AEDT Mon - Fri), phone us on **1300 13 23 28**. To report a lost or stolen card outside of these hours, please call **1800 648 027**.

Further information on fees, charges, products, services and our dispute resolution process is available on request by calling **1300 13 23 28** or by visiting our website at australianmilitarybank.com.au.



008

MR B P DWYER & MRS C DWYER ATF PYRO
SUPERANNUATION FUND
PO Box 5601
SOUTH WINDSOR NSW 2756

BSB No.	642-170
Member No.	761240
Statement	19 (Page 1 of 2)
Statement Ends	30 June 2022
Shares	\$2.00

Lock in a Great Rate
Up to 3.00% for Term Deposits



Rates are current as at date of publication and are subject to change at Australian Military Bank's discretion. See our website for full terms and conditions.

Your Account Summary

BSB	Account	Closing Balance
642-170	100293887 - DIY SUPER SAVER ACCOUNT	79,915.46
642-170	301045383 - INVESTMENT PLUS (ANNUAL INTEREST)	50,000.00

INTEREST SUMMARY

Account	Year To Date Interest	General Withholding Tax	Overseas Withholding Tax
100293887	793.18	0.00	0.00
301045383	0.00	0.00	0.00

Account: 100293887 - DIY SUPER SAVER ACCOUNT
Owner/s: MR B P DWYER & MRS C DWYER ATF PYRO
SUPERANNUATION FUND

TFN: Not Quoted
In Advance Amt: \$0.00
Interest Rate: 0.65%

Effective Date	Transaction Date	Transaction Details	Debit	Credit	Balance
	1 Apr 22	Opening Balance			122,502.36
12 Apr 22	12 Apr 22	Direct Credit From STW DST - 001276627705 Ref: 000008361211		502.65	123,005.01
13 Apr 22	13 Apr 22	Direct Credit From WOW ITM DIV - 001275536148 Ref: 000008367834		121.29	123,126.30
21 Apr 22	21 Apr 22	Direct Credit From RIO TINTO LTD - FIN21/00162405 Ref: 000008423998		3,102.09	126,228.39
30 Apr 22	30 Apr 22	Interest Credit:100293887 for 01-04-2022 to 30-04-2022		66.20	126,294.59
16 May 22	18 May 22	Dr. Tran for funding A/c 301045383	50,000.00		76,294.59
26 May 22	26 May 22	Direct Credit From BOQ ITM DIV - 001277073599 Ref: 000008630484		375.54	76,670.13
31 May 22	31 May 22	Interest Credit:100293887 for 01-05-2022 to 31-05-2022		55.52	76,725.65
20 Jun 22	20 Jun 22	Direct Credit From BHP SALE PAYMENT - S22AU/00106958 Ref: 000008772815		3,148.20	79,873.85



Account: 100293887 - DIY SUPER SAVER ACCOUNT (Continued)

Effective Date	Transaction Date	Transaction Details	Debit	Credit	Balance
30 Jun 22	30 Jun 22	Interest Credit:100293887 for 01-06-2022 to 30-06-2022		41.61	79,915.46
Closing Balance					79,915.46

Account: 301045383 - INVESTMENT PLUS (ANNUAL INTEREST)
Owner/s: MR B P DWYER & MRS C DWYER ATF PYRO SUPERANNUATION FUND
TFN: Not Quoted
Maturity Date: 16 May 24
In Advance Amt: \$0.00
Interest Rate: 2.3%

Effective Date	Transaction Date	Transaction Details	Debit	Credit	Balance
	1 Apr 22	Opening Balance			0.00
16 May 22	18 May 22	Top-up installment amount transaction		50,000.00	50,000.00
Closing Balance					50,000.00

Please check all transactions. If there are any discrepancies or to report a lost or stolen card during business hours (8am to 6pm AEDT Mon - Fri), phone us on **1300 13 23 28**. To report a lost or stolen card outside of these hours, please call **1800 648 027**.

Further information on fees, charges, products, services and our dispute resolution process is available on request by calling **1300 13 23 28** or by visiting our website at australianmilitarybank.com.au.





008

MR B P DWYER & MRS C DWYER ATF PYRO
SUPERANNUATION FUND
PO Box 5601
SOUTH WINDSOR NSW 2756

BSB No.	642-170
Member No.	761240
Statement	16 (Page 1 of 2)
Statement Ends	30 September 2021
Shares	\$2.00

Cyber Awareness Month

October 2021

To find out how you can protect yourself against
cybercrime, please visit our Security Hub:
australianmilitarybank.com.au/securityhub



Your Account Summary

BSB 642-170	Account 100293887 - DIY SUPER SAVER ACCOUNT	Closing Balance 126,293.84
Account:	100293887 - DIY SUPER SAVER ACCOUNT	TFN: Not Quoted
Owner/s:	MR B P DWYER & MRS C DWYER ATF PYRO SUPERANNUATION FUND	In Advance Amt: \$0.00
		Interest Rate: 0.65%

Effective Date	Transaction Date	Transaction Details	Debit	Credit	Balance
	1 Jul 21	Opening Balance			114,592.05
2 Jul 21	2 Jul 21	Direct Credit From NAB INTERIM DIV - DV221/01083841 Ref: 000006680174		543.60	115,135.65
10 Jul 21	10 Jul 21	Ext Transfer NET to SUPERHELP AUSTRALIA PTY LTD - 000006724675 BSB: 062099 ACC: 1041 7929 Ref: 000006724675	550.00		114,585.65
12 Jul 21	12 Jul 21	Direct Credit From STW DST - 001261749878 Ref: 000006730571		379.61	114,965.26
14 Jul 21	14 Jul 21	Direct Credit From PLATINUM INVEST - PIHF68654CPAMdis21 Ref: 000006738980		3,363.98	118,329.24
14 Jul 21	14 Jul 21	Direct Credit From PLATINUM INVEST - PAF 68654CPAMdis21 Ref: 000006738979		4,291.56	122,620.80
31 Jul 21	31 Jul 21	Interest Credit:100293887 for 01-07-2021 to 31-07-2021		81.14	122,701.94
20 Aug 21	20 Aug 21	BPAY Net CIS 3293 360016 CRN: 157059903501021598 Ref: 018202108200000940340	2,500.00		120,201.94
31 Aug 21	31 Aug 21	Interest Credit:100293887 for 01-08-2021 to 31-08-2021		82.71	120,284.65
16 Sep 21	16 Sep 21	Direct Credit From PTM DIVIDEND - SEP21/00813859 Ref: 000007123380		240.00	120,524.65
16 Sep 21	16 Sep 21	BPAY Net PCPL BPAY 1840 357459 CRN: 4187100001398663 Ref: 018202109160000956150	5,000.00		115,524.65



Account: 100293887 - DIY SUPER SAVER ACCOUNT (Continued)

Effective Date	Transaction Date	Transaction Details	Debit	Credit	Balance
21 Sep 21	21 Sep 21	Direct Credit From BHP GROUP DIV - AF384/01105128 Ref: 000007144654		1,629.16	117,153.81
21 Sep 21	21 Sep 21	Cheque Deposit 000005		2,500.00	119,653.81
21 Sep 21	21 Sep 21	Direct Credit From BPDwyer - PLY sale Ref: 000007145508		1,779.59	121,433.40
22 Sep 21	22 Sep 21	Direct Credit From CHALLENGER LTD - 21SEP/00819260 Ref: 000007148007		350.60	121,784.00
22 Sep 21	22 Sep 21	Direct Credit From EDV DIV - 001266241009 Ref: 000007148102		21.77	121,805.77
23 Sep 21	23 Sep 21	Direct Credit From RIO TINTO LTD - INT21/00161831 Ref: 000007166046		3,557.09	125,362.86
29 Sep 21	29 Sep 21	Direct Credit From CBA FNL DIV - 001263330880 Ref: 000007188316		348.00	125,710.86
30 Sep 21	30 Sep 21	Direct Credit From MEDIBANK DIV - SEP21/00973547 Ref: 000007206581		507.56	126,218.42
30 Sep 21	30 Sep 21	Interest Credit:100293887 for 01-09-2021 to 30-09-2021		75.42	126,293.84
Closing Balance					126,293.84

AUSTRALIAN MILITARY BANK FEES AND CHARGES

Description	Count	Levied
Bpay	2	\$1.20
Online External Transfer	1	\$0.50
Subtotal		\$1.70
Less Relationship Reward		-\$1.70
Net Transaction Fee Payable		\$0.00

Please check all transactions. If there are any discrepancies or to report a lost or stolen card during business hours (8am to 6pm AEDT Mon - Fri), phone us on **1300 13 23 28**. To report a lost or stolen card outside of these hours, please call **1800 648 027**.

Further information on fees, charges, products, services and our dispute resolution process is available on request by calling **1300 13 23 28** or by visiting our website at australianmilitarybank.com.au.





008

MR B P DWYER & MRS C DWYER ATF PYRO
SUPERANNUATION FUND
PO Box 5601
SOUTH WINDSOR NSW 2756

BSB No.	642-170
Member No.	761240
Statement	17 (Page 1 of 2)
Statement Ends	31 December 2021
Shares	\$2.00

Members please be advised from 1st December 2021 we are no longer charging overdrawn interest on our Access, Mess, Military Rewards and Recruit Salary Saver Accounts.



Your Account Summary

BSB 642-170	Account 100293887 - DIY SUPER SAVER ACCOUNT	Closing Balance 119,234.65
Account:	100293887 - DIY SUPER SAVER ACCOUNT	TFN: Not Quoted
Owner/s:	MR B P DWYER & MRS C DWYER ATF PYRO SUPERANNUATION FUND	In Advance Amt: \$0.00
		Interest Rate: 0.65%

Effective Date	Transaction Date	Transaction Details	Debit	Credit	Balance
	1 Oct 21	Opening Balance			126,293.84
1 Oct 21	1 Oct 21	Direct Credit From Origin Energy - S00042598798 Ref: 000007217864		75.45	126,369.29
8 Oct 21	8 Oct 21	Direct Credit From WOW FNL DIV - 001266972664 Ref: 000007254909		171.05	126,540.34
11 Oct 21	11 Oct 21	Direct Credit From ABBSPREFUND - 001268499180 Ref: 000007264125		4,100.00	130,640.34
12 Oct 21	12 Oct 21	Direct Credit From STW DST - 001268304003 Ref: 000007266984		738.57	131,378.91
15 Oct 21	15 Oct 21	Direct Credit From MGC PAYMENT - 21OCT/00081453 Ref: 000007297089		496.55	131,875.46
25 Oct 21	25 Oct 21	Ext Transfer NET to SUPERHELP AUSTRALIA PTY LTD - PYRO SMSF DWYER BSB: 062099 ACC: 1041 7929 Ref: 000007346412	1,150.00		130,725.46
25 Oct 21	25 Oct 21	Ext Transfer NET to BRYAN DWYER - BPD PENSIONFY21 BSB: 732272 ACC: 651417 Ref: 000007347040	11,270.00		119,455.46
25 Oct 21	25 Oct 21	Ext Transfer NET to CECILIA DWYER - CECILIAS FY21 PRN BSB: 732272 ACC: 651417 Ref: 000007347050	1,830.00		117,625.46
31 Oct 21	31 Oct 21	Interest Credit:100293887 for 01-10-2021 to 31-10-2021		70.01	117,695.47

Account: 100293887 - DIY SUPER SAVER ACCOUNT (Continued)

Effective Date	Transaction Date	Transaction Details	Debit	Credit	Balance
9 Nov 21	9 Nov 21	BPAY Net PCPL BPAY 1864 361691 CRN: 4211100000212709 Ref: 018202111090000986215	3,978.00		113,717.47
11 Nov 21	11 Nov 21	Direct Credit From ATO - ATO003000015850956 Ref: 000007454572		4,406.01	118,123.48
18 Nov 21	18 Nov 21	Direct Credit From BOQ FNL DIV - 001268749725 Ref: 000007505023		375.54	118,499.02
30 Nov 21	30 Nov 21	Interest Credit:100293887 for 01-11-2021 to 30-11-2021		62.97	118,561.99
15 Dec 21	15 Dec 21	Direct Credit From NAB FINAL DIV - DV222/00573046 Ref: 000007667939		607.02	119,169.01
31 Dec 21	31 Dec 21	Interest Credit:100293887 for 01-12-2021 to 31-12-2021		65.64	119,234.65
Closing Balance					119,234.65

AUSTRALIAN MILITARY BANK FEES AND CHARGES

Description	Count	Levied
Bpay	1	\$0.60
Online External Transfer	3	\$1.50
Subtotal		\$2.10
Less Relationship Reward		-\$2.10
Net Transaction Fee Payable		\$0.00

Please check all transactions. If there are any discrepancies or to report a lost or stolen card during business hours (8am to 6pm AEDT Mon - Fri), phone us on **1300 13 23 28**. To report a lost or stolen card outside of these hours, please call **1800 648 027**.

Further information on fees, charges, products, services and our dispute resolution process is available on request by calling **1300 13 23 28** or by visiting our website at australianmilitarybank.com.au.



Statement


PYRO SUPER FUND
 U 501/149-161 O'RIORDAN ST
 MASCOT NSW 2020

Statement period:
 01/01/2022 to 30/06/2022
 Statement number:
 19

YOU ASKED. WE LISTENED.

In response to feedback from clients like yourself, we've made enhancements to our mobile app and website to improve your investing experience.

To find out more, visit nabtrade.com.au/enhancements




Your accounts

Your nabtrade cash products summary	
PYRO SUPER FUND 083-052 301736037 (as at 30/06/2022)	\$0.00 CR

PYRO SUPER FUND

083-052 301736037

Account details	
 Biller Code : 102426 Ref : 3052301736037	Telephone & Internet Banking — BPAY® Contact your bank or financial institution to make this payment from your cheque, savings, debit or transaction account. More info: www.bpay.com.au
	BSB 083-052
	Account number 301736037
Interest rate as at 30/06/2022 0.10% P.A.	

Account balance summary	
Opening balance	\$0.00 CR
Total credits	\$0.00
Total debits	\$0.00
Closing balance	\$0.00 CR

Transaction details				
Date	Details	Debits	Credits	Balance
01/01/2022	Balance brought forward			\$0.00 CR
20/06/2022	Please note from 20/06/2022 the interest rate on your account is 0.10%p.a.			\$0.00 CR
30/06/2022	Closing Balance			\$0.00 CR

PYRO SUPER FUND (continued)

The following information is provided to assist in preparing your 2021/22 tax return

Account Number	083-052-301736037
Credit interest paid 2021/22 financial year	\$0.00
Withholding Tax	\$0.00

Please check all entries and report apparent errors or possible unauthorised transactions immediately. NAB may subsequently adjust debits or credits, which may result in a change to your account balance to accurately reflect the obligations between us. For information on resolving problems or disputes call 13 13 80. Please retain this statement for tax purposes.

Statement

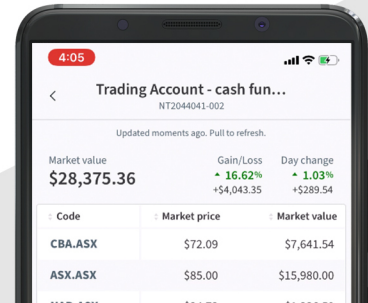
PYRO SUPER FUND
 U 501/149-161 O'RIORDAN ST
 MASCOT NSW 2020

Statement period:
 01/07/2021 to 31/12/2021
 Statement number:
 18

INTRODUCING THE NEW NABTRADE MOBILE APP

It's easier to use, has more functionality and lets you trade and transfer cash on the go.
 Just another way we're investing in you.

Find out more at www.nabtrade.com.au/mobile



Your accounts


Your nabtrade cash products summary

PYRO SUPER FUND 083-052 301736037 (as at 31/12/2021) \$0.00 CR

PYRO SUPER FUND

083-052 301736037

Account details

 Biller Code : 102426
 Ref : 3052301736037

Telephone & Internet Banking — BPAY®
 Contact your bank or financial institution to make this payment from your cheque, savings, debit or transaction account. More info: www.bpay.com.au

BSB 083-052
 Account number 301736037
 Interest rate as at 31/12/2021 0.05% P.A.

Account balance summary

Opening balance	\$123.91 CR
Total credits	\$1,655.68
Total debits	\$1,779.59
Closing balance	\$0.00 CR

Transaction details

Date	Details	Debits	Credits	Balance
01/07/2021	Balance brought forward			\$123.91 CR
17/09/2021	SELL PLY.ASX 4125 AUD .405 97336324 NT1532379-002		\$1,655.68	\$1,779.59 CR
21/09/2021	nabtrade: 11393856 FUNDS TRANSFER 642170, 100293887 PLY sale BPDwyer	\$1,779.59		\$0.00 CR

PYRO SUPER FUND (continued)

Transaction details (continued)				
Date	Details	Debits	Credits	Balance
31/12/2021	Closing Balance			\$0.00 CR

Please check all entries and report apparent errors or possible unauthorised transactions immediately. NAB may subsequently adjust debits or credits, which may result in a change to your account balance to accurately reflect the obligations between us. For information on resolving problems or disputes call 13 13 80. Please retain this statement for tax purposes.

60800 - Term Deposits

2022 Financial Year

Preparer nicagomez2@gmail.com

Reviewer Steven Lee

Status Completed

Account Code	Description	CY Balance	LY Balance	Change
ADC301045383	AMB Investment Plus ***383	\$50,000.00		100%
TOTAL		CY Balance	LY Balance	
		\$50,000.00		

Supporting Documents

- Bank Statement Report [Report](#)

Standard Checklist

- Attach Copies of Statements and Interest slips
- Attach copy of Bank Statement Report
- Ensure all Transactions have been entered

Pyro Superannuation Fund Bank Statement Report

For The Period 01 July 2021 to 30 June 2022

Chart Code: 60400 / ADC761240
Account Name: AMB DIY Super Saver Account ***S15
BSB and Account Number: 642170 100293887

Opening Balance	-	Total Debits	+	Total Credits	=	Closing Balance	Data Feed Used
\$ 114,592.05		\$ 76,278.00		\$ 41,601.41		\$ 79,915.46	

Date	Description	Debit \$	Credit \$	Ledger Balance \$	Statement Balance \$	Variance \$
01/07/2021	Opening Balance			114,592.05		
02/07/2021	NAB Intrm Div - DV221/1083841 [System Matched Income Data]		543.60	115,135.65		
10/07/2021	SUPERHELP AUST - PYRO SMS Fund DWYER	550.00		114,585.65		
12/07/2021	SPDR S&P/ASX200 Fnd (STW) Dstrbn - 1261749878 [Amount Receivable]		379.61	114,965.26		
14/07/2021	Platinum Asia Fnd (PAF) Dstrbn 68654CPAMdis21		4,291.56	119,256.82		
14/07/2021	Platinum HlthCr Fnd (PIH) Dstrbn 68654CPAMdis21		3,363.98	122,620.80		
31/07/2021	Interest		81.14	122,701.94		
20/08/2021	BPAY CIS 3293 360016	2,500.00		120,201.94		
31/08/2021	Interest		82.71	120,284.65		
16/09/2021	BPAY PCPL 1840 357459	5,000.00		115,284.65		
16/09/2021	Platinum Asst Mngmnt (PTM) Div - Sep 21/813859 [System Matched Income Data]		240.00	115,524.65		
21/09/2021	BHP Grp Div - AF384/01105128 [System Matched Income Data]		1,629.16	117,153.81		
21/09/2021	Cheq Deposit 5		2,500.00	119,653.81		
21/09/2021	Playside Studios Ltd (PLY) sale pymnt [nabtrade: 11393856 FUNDS TRANSFER 642170, 100293887 PLY sale BPDwyer]		1,779.59	121,433.40		
22/09/2021	Challenger Ltd - 21 Sep/819260 [System Matched Income Data]		350.60	121,784.00		
22/09/2021	Endeavour Grp (EDV) Div - 1266241009 [System Matched Income Data]		21.77	121,805.77		

Pyro Superannuation Fund
Bank Statement Report

For The Period 01 July 2021 to 30 June 2022

Date	Description	Debit \$	Credit \$	Ledger Balance \$	Statement Balance \$	Variance \$
23/09/2021	Rio Tinto Ltd (RIO) - Inrm 21/161831 [System Matched Income Data]		3,557.09	125,362.86		
29/09/2021	CBA Final Div - 001263330880 [System Matched Income Data]		348.00	125,710.86		
30/09/2021	Interest		75.42	125,786.28		
30/09/2021	Medibank Pvt Ltd (MPL) Div - Sep 21/973547 [System Matched Income Data]		507.56	126,293.84		
01/10/2021	Origin Energy (ORG) - S42598798 [System Matched Income Data]		75.45	126,369.29		
08/10/2021	Woolworths Grp Ltd (WOW) Final Div - 1266972664 [System Matched Income Data]		171.05	126,540.34		
11/10/2021	Aussie Brdbnd. Ltd (ABB) Refund - 1268499180		4,100.00	130,640.34		
12/10/2021	SPDR S&P/ASX200 Fnd (STW) Dstrbn - 1268304003 [System Matched Income Data]		738.57	131,378.91		
15/10/2021	Murray Goulburn Grp Pymnt - 21 Oct /81453		496.55	131,875.46		
25/10/2021	Pension Bryan FY21	11,270.00		120,605.46		
25/10/2021	Pension Cecilia FY21	1,830.00		118,775.46		
25/10/2021	SUPERHELP AUST - PYRO SMS Fund DWYER	1,150.00		117,625.46		
31/10/2021	Interest		70.01	117,695.47		
09/11/2021	BPAY PCPL 1864 361691	3,978.00		113,717.47		
11/11/2021	ATO - 3000015850956		4,406.01	118,123.48		
18/11/2021	BOQ Final Div - 001268749725 [System Matched Income Data]		375.54	118,499.02		
30/11/2021	Interest		62.97	118,561.99		
15/12/2021	NAB Final Div - DV222/573046 [System Matched Income Data]		607.02	119,169.01		
31/12/2021	Interest		65.64	119,234.65		
13/01/2022	SPDR S&P/ASX200 Fnd (STW) Dstrbn - 1270662586 [System Matched Income Data]		325.57	119,560.22		
31/01/2022	Interest		65.93	119,626.15		

Pyro Superannuation Fund
Bank Statement Report

For The Period 01 July 2021 to 30 June 2022

Date	Description	Debit \$	Credit \$	Ledger Balance \$	Statement Balance \$	Variance \$
28/02/2022	Interest		59.65	119,685.80		
18/03/2022	Platinum Asst Mngmnt (PTM) Div - Mar 22/814574 [System Matched Income Data]		200.00	119,885.80		
22/03/2022	Challenger Ltd - 22 Mar/818109 [System Matched Income Data]		383.99	120,269.79		
24/03/2022	Medibank Pvt Ltd (MPL) Div - Mar 22/970600 [System Matched Income Data]		448.72	120,718.51		
25/03/2022	Origin Energy (ORG) - S42598798 [System Matched Income Data]		125.75	120,844.26		
28/03/2022	BHP Grp Div - AI385/00403872 [System Matched Income Data]		1,248.34	122,092.60		
28/03/2022	Endeavour Grp (EDV) Div - 1273656908 [System Matched Income Data]		38.88	122,131.48		
30/03/2022	CBA Intrm Div - 001272044770 [System Matched Income Data]		304.50	122,435.98		
31/03/2022	Interest		66.38	122,502.36		
12/04/2022	SPDR S&P/ASX200 Fnd (STW) Dstrbn - 1276627705 [System Matched Income Data]		502.65	123,005.01		
13/04/2022	Woolworths Grp Ltd (WOW) Intrm Div - 1275536148 [System Matched Income Data]		121.29	123,126.30		
21/04/2022	Rio Tinto Ltd (RIO) - Final 21/162405 [System Matched Income Data]		3,102.09	126,228.39		
30/04/2022	Interest		66.20	126,294.59		
18/05/2022	PYRO SMSF TermDeposit to A/c 301045383	50,000.00		76,294.59		
26/05/2022	BOQ Intrm Div - 001277073599 [System Matched Income Data]		375.54	76,670.13		
31/05/2022	Interest		55.52	76,725.65		
20/06/2022	BHP Sale of shares - S22AU/106958		3,148.20	79,873.85		
30/06/2022	Interest		41.61	79,915.46		
30/06/2022	CLOSING BALANCE			79,915.46		
		<u>76,278.00</u>	<u>41,601.41</u>			

Pyro Superannuation Fund

Bank Statement Report

For The Period 01 July 2021 to 30 June 2022

Chart Code: 60400 / NAB301736037
Account Name: Nabtrade Cash Account ***037
BSB and Account Number: 083052 301736037

Opening Balance	-	Total Debits	+	Total Credits	=	Closing Balance	Data Feed Used
\$ 123.91		\$ 1,779.59		\$ 1,655.68		\$ 0.00	

Date	Description	Debit	Credit	Ledger Balance	Statement Balance	Variance
		\$	\$	\$	\$	\$
01/07/2021	Opening Balance			123.91		
17/09/2021	SELL PLY.ASX 4125 AUD .405 97336324 NT1532379-002		1,655.68	1,779.59		
21/09/2021	Playside Studios Ltd (PLY) sale pymnt [nabtrade: 11393856 FUNDS TRANSFER 642170, 100293887 PLY sale BPDwyer]	1,779.59		0.00		
30/06/2022	CLOSING BALANCE			0.00		
		<u>1,779.59</u>	<u>1,655.68</u>			

Pyro Superannuation Fund
Bank Statement Report

For The Period 01 July 2021 to 30 June 2022

Chart Code: 60800 / ADC301045383
Account Name: AMB Investment Plus ***383
BSB and Account Number: 642170 301045383

Opening Balance - **Total Debits** + **Total Credits** = **Closing Balance** **Data Feed Used**
\$ 50,000.00 \$ 50,000.00

Date	Description	Debit \$	Credit \$	Ledger Balance \$	Statement Balance \$	Variance \$
18/05/2022	PYRO SMSF TermDeposit to A/c 301045383		50,000.00	50,000.00		
30/06/2022	CLOSING BALANCE			50,000.00		
			50,000.00			

61800 - Distributions Receivable

2022 Financial Year

Preparer nicagomez2@gmail.com

Reviewer Steven Lee

Status Completed

Account Code	Description	CY Balance	LY Balance	Change
INA.AX	Ingenia Communities Group	\$318.30	\$260.70	22.09%
PLA0004AU10	Platinum Asia Fund	\$994.10	\$4,291.56	(76.84)%
PLA0005AU5	Platinum International Health Care	\$367.21	\$3,363.98	(89.08)%
STW.AX	Spdr S&p/asx 200 Fund	\$1,356.16	\$379.61	257.25%
TOTAL		CY Balance	LY Balance	
		\$3,035.77	\$8,295.85	

Supporting Documents

- General Ledger [Report](#)
- INA_Distribution_Advice_2022_09_21.pdf [INA.AX](#)
- PAF & PIH Funds - Holding, Trnsctn & Prfrmnc Summaries at 30 Jun 22.pdf [PLA0004AU10](#)
- STW_Distribution_Advice_2022_07_12.pdf [STW.AX](#)

Standard Checklist

- Review aging of amounts receivable and comment on any delay in payment

Pyro Superannuation Fund

General Ledger

As at 30 June 2022

Transaction Date	Description	Units	Debit	Credit	Balance \$
Distributions Receivable (61800)					
<u>Ingenia Communities Group (INA.AX)</u>					
01/07/2021	Opening Balance				260.70 DR
23/09/2021	AUD DRP 2% DISC			260.70	0.00 DR
30/06/2022	Distribution receivable		318.30		318.30 DR
			318.30	260.70	318.30 DR
<u>Platinum Asia Fund (PLA0004AU10)</u>					
01/07/2021	Opening Balance				4,291.56 DR
14/07/2021	Platinum Asia Fnd (PAF) Dstrbn 68654CPAMdis21			4,291.56	0.00 DR
30/06/2022	Distribution receivable		994.10		994.10 DR
			994.10	4,291.56	994.10 DR
<u>Platinum International Health Care (PLA0005AU5)</u>					
01/07/2021	Opening Balance				3,363.98 DR
14/07/2021	Platinum HlthCr Fnd (PIH) Dstrbn 68654CPAMdis21			3,363.98	0.00 DR
30/06/2022	Distribution receivable		367.21		367.21 DR
			367.21	3,363.98	367.21 DR
<u>Spdr S&p/asx 200 Fund (STW.AX)</u>					
01/07/2021	Opening Balance				379.61 DR
12/07/2021	SPDR S&P/ASX200 Fnd (STW) Dstrbn - 1261749878 [Amount Receivable]			379.61	0.00 DR
30/06/2022	Distribution receivable		1,356.16		1,356.16 DR
			1,356.16	379.61	1,356.16 DR

Total Debits: 3,035.77

Total Credits: 8,295.85



INGENIA COMMUNITIES GROUP
INGENIA COMMUNITIES HOLDINGS LIMITED (ACN 154 444 925)
INGENIA COMMUNITIES MANAGEMENT TRUST (ARSN 122 928 410)
INGENIA COMMUNITIES FUND (ARSN 107 459 576)
RESPONSIBLE ENTITY:
INGENIA COMMUNITIES RE LIMITED (ACN 154 464 990)

All registry communications to:
Link Market Services Limited
Locked Bag A14
Sydney South NSW 1235 Australia
Telephone: +61 1300 554 474
ASX Code: INA
Email: registrars@linkmarketservices.com.au
Website: www.linkmarketservices.com.au



011 000460

MR BRYAN PATRICK DWYER &
MRS CECILIA DWYER
<PYRO SUPER FUND A/C>
501/149-161 O'RIORDAN STREET
MASCOT NSW 2020

Key Details

Payment date: 21 September 2022
Record date: 30 August 2022
SRN/HIN: X*****5081
TFN/ABN RECEIVED AND RECORDED

Distribution statement for the period ended 30 June 2022

The final details of the distribution components (including any non-assessable amounts) are advised in the Attribution Managed Investment Trust Member Annual (AMMA) Statement for the year ended 30 June 2022.

Class description	Rate per security	Participating securities	Gross amount	Withholding tax	Net amount
Stapled Securities	A\$0.058	5,488	\$318.30	\$0.00	\$318.30
				Total net amount:	\$318.30

PAYMENT INSTRUCTIONS

AUST DEFENCE CREDIT UNION LTD

BSB: 642-170

ACC: *****3887 ACCOUNT NAME: BPDWYER & CDWYER ATF PYRO SUPERANNUATION FUND

PAYMENT REFERENCE NUMBER: 001282490501

The payment has been made to the above account. If this account is not valid please turn over for instructions to update your details. Once your details have been updated, payment will be made within four weeks.



Everyone benefits from electronic securityholder communications. As an investor you will benefit from secure, convenient and prompt delivery of information by electing to receive your communications electronically which helps reduce the impact on the environment and costs associated with printing and sending materials by mail. Please see instructions on back page to change your communication election to receive all future communications electronically.

Retain this statement to assist in preparing your tax return.

100025861228

Update your details online



What you need to do:

We need the following details to administer your security holding. To update your information in a fast, secure and environmentally friendly way visit www.linkmarketservices.com.au

1	Bank account details Payments will only be paid directly into your nominated bank account (if valid). Select Payments & Tax , click on Payment Instructions . If you wish to receive your payments in a foreign currency, simply select Foreign Currency Payment under the Payment Instructions menu subject to certain terms and conditions. You may wish to participate in the Reinvestment Plan (DRP), simply select Reinvestment Plans under the Payments & Tax menu (if DRP is applicable).
2	Email address Communication by email means you can be promptly notified of key company announcements, when payments are made and statements are available, and when voting can be accessed online for securityholder meetings. Select Communications , click on Preferences and select All communications electronically .
3	TFN, TFN exemption or ABN To update your Tax File Number (TFN), TFN exemption code or Australian Business Number (ABN) select Payments & Tax , click on Tax Details .

How to update your information:

1. Login to Link's Investor Centre at www.linkmarketservices.com.au and click on 'Investor Login' or scan the QR Code (above).
2. Enter your email address and password in **Portfolio Login**.
3. If you do not have a **Portfolio*** login, please set up a portfolio by selecting **Register Now** and follow the prompts.

Authentication may be required depending on the value of your portfolio. If you are unable to update your address or bank account details online; you must complete the relevant forms (available on Link's website) and return the completed forms to Link.

How to register for a Portfolio:

1. Enter the Issuer's name/ASX Code.
2. You will need your HIN/SRN. This important information is on your holding statement. You should always ensure to keep this information in a safe place.
3. Enter your postcode or, if your registered address is overseas, click on the Outside Australia link and select your country of residence from the drop-down list.

* Setting up a Portfolio login allows you to easily manage your holdings across issuers who use Link as their registrar.

You can also manage your Link Portfolio on the go. Simply download the **Link Investor Centre** mobile app from Apple Store or Google Play.

Bryan P & Cecilia Dwyer ATF Pyro Super Fund
 Unit 501 149-161 O'Riordan St
 MASCOT NSW 2020

Account Number 68654



Biller Code: 252643
Ref: 686543

Holdings Summary

As at 30 June 2022

This report is not a Periodic Statement for the purposes of the *Corporations Act 2001*.

Fund Name	Class	Units Held	Withdrawal Price (\$/unit)	Investment Value (\$)
Platinum Asia Fund	C	7,959.57	2.2036	17,539.71
Platinum International Health Care Fund	C	8,975.85	1.7083	15,333.44
Total Value of Investment				32,873.15

Transaction Summary

From 1 April 2022 to 30 June 2022

	Effective Date	Amount (\$)	Price (\$/unit)	Units
Platinum Asia Fund - C Class Units				
Opening Balance				7,959.57
Distribution	30 Jun 22	994.10	0.0000	0.00
Closing Balance				7,959.57
Platinum International Health Care Fund - C Class Units				
Opening Balance				8,975.85
Distribution	30 Jun 22	367.21	0.0000	0.00
Closing Balance				8,975.85

Fund and Benchmark Performance ¹	Period to 30 June 2022		
	Quarter ²	Year ³	Since Inception ³ per annum
Platinum Asia Fund	3.7%	-14.5%	10.2%
MSCI ⁴ All Country Asia ex Japan Net Index in A\$	-0.6%	-18.1%	8.8%
Platinum International Health Care Fund	-5.4%	-33.7%	-5.5%
MSCI ⁴ All Country World Health Care Net Index in A\$	1.3%	4.2%	8.8%

¹ Performance is calculated using the Fund's unit price for the last day of the period, after fees and costs and before tax. Fund performance assumes reinvestment of distributions.

² The Fund and Benchmark comparatives are for the full period.

³ The Fund and Benchmark yearly comparatives are for the full year. An investment must be open for at least 1 year to have since inception Fund and Benchmark returns displayed, otherwise 'n/a' is displayed. Since inception greater than 1 year comparatives are for the term of the investment.

⁴ MSCI means Morgan Stanley Capital International. Various MSCI indices are recognised international equity benchmarks. Net MSCI indices have been used where available. Where unavailable, gross MSCI indices have been used.

The Platinum Trust Product Disclosure Statement ("PDS") dated 5 October 2021 constitutes the current offer document for your investment. Platinum Investment Management Limited ABN 25 063 565 006 AFSL 221935 trading as Platinum Asset Management ("Platinum") is the issuer of units in the Platinum Trust Funds ("Funds"). You should consider the PDS in deciding whether to acquire, or continue to hold, units in the Funds. You can obtain a copy of the PDS and the target market determination ("TMD") for the Funds from Platinum's website, www.platinum.com.au, or by contacting Investor Services on 1300 726 700 (within Australia), 0800 700 726 (within New Zealand) or 02 9255 7500, or via invest@platinum.com.au.

DISCLAIMER: This summary report has been prepared by Platinum for investor reporting purposes. To the extent permitted by law, no liability is accepted for any loss or damage as a result of reliance on this information. Platinum does not guarantee the repayment of capital, payment of income or the Fund's performance.

Platinum is a member of the Platinum Group of companies.

Level 8, 7 Macquarie Place, Sydney NSW 2000, Australia | GPO Box 2724, Sydney NSW 2001
Telephone 61 2 9255 7500 | Investor Services 1300 726 700 | Facsimile 61 2 9254 5590 | www.platinum.com.au | invest@platinum.com.au

Platinum Investment Management Limited ABN 25 063 565 006 AFSL 221935 trading as Platinum Asset Management®

All Registry communications to:
C/- Link Market Services Limited
Locked Bag A14, Sydney South, NSW, 1235
Telephone: 1300 665 385
ASX Code: STW
Security Code: STW
Email: SPDR@linkmarketservices.com.au
Website: www.linkmarketservices.com.au



011 002566

MR BRYAN PATRICK DWYER &
MRS CECILIA DWYER
<PYRO SUPER FUND A/C>
501/149-161 O'RIORDAN STREET
MASCOT NSW 2020

Distribution Advice

Payment date: 12 July 2022
Record date: 30 June 2022
Reference no.: X*****5081

TFN/ABN RECEIVED AND RECORDED

Dear Unitholder,

This payment represents a distribution of 194.0142 cents for the period ended 30 June 2022, in respect of ordinary units entitled to participate at the record date. The final details of the distribution components (including any non-assessable amounts) will be advised in the AMIT Member Annual Statement for the year ended 30 June 2022.

Visit our investor website at www.linkmarketservices.com.au where you can view and change your details.

Class Description	Rate per Unit	Participating Units	Franked Component	Other Income Component	Gross Amount
Ordinary Units	194.0142 cents	699	\$740.01	\$616.15	\$1,356.16
				Net Amount:	\$1,356.16

PAYMENT REMITTED TO:

AUST DEFENCE CREDIT UNION LTD
PO BOX H151 AUSTRALIA SQUARE
AUSTRALIA SQUARE NSW 1215
Account Name: BP&CDWYER ATF PYRO SUPER FUND
BSB: 642-170 Account No: *****3887
Direct Credit Reference No.: 001278696515

This statement represents the amount credited to your nominated financial institution.

This statement contains important information; please retain this statement for taxation purposes as a charge may be levied for a replacement.

The SPDR S&P/ASX 200 Fund declares that it is a managed investment trust for the purposes of Subdivision 12-H of the Taxation Administration Act 1953 ("TAA 1953") in respect of the income year ended 30 June 2022. This distribution relates to the trust's year of income ended 30 June 2022. For the purpose of Section 12-405 of Schedule 1 of the TAA 1953, the "Fund Payment" portion of the distribution is calculated as the sum of the following components:

- Australian Sourced Income
 - Other Income
 - Clean building MIT
 - Excluded non concessional MIT income
 - Non concessional MIT income
- Capital Gains Taxable Australian Property
 - Discounted – multiplied by 2
 - Indexation method
 - Other method

68000 - Sundry Debtors

2022 Financial Year

Preparer nicagomez2@gmail.com

Reviewer Steven Lee

Status Completed

Account Code	Description	CY Balance	LY Balance	Change
68000	Sundry Debtors			0%
TOTAL		CY Balance	LY Balance	

Supporting Documents

- General Ledger [Report](#)
- Rubicon Water Bpay dtls for purchase of 2500 shares on 20 Aug 21.pdf [68000](#)
- Rubicon refund on share offer appn. not accepted 3 Sep 21.pdf [68000](#)

Standard Checklist

- Match to Source Documentation

Pyro Superannuation Fund

General Ledger

As at 30 June 2022

Transaction Date	Description	Units	Debit	Credit	Balance \$
Sundry Debtors (68000)					
<u>Sundry Debtors (68000)</u>					
20/08/2021	BPAY CIS 3293 360016		2,500.00		2,500.00 DR
21/09/2021	Cheq Deposit 5			2,500.00	0.00 DR
			2,500.00	2,500.00	0.00 DR

Total Debits: 2,500.00

Total Credits: 2,500.00



Rubicon Water Limited

Initial Public Offering

BRD 20/08/2021 @ 12:45

Form Review Complete

Thank You!

Your online Application Form was submitted electronically at 12:45 PM on Friday, 20 August 2021.

DO NOT post this Application Receipt.

Further Information

If you have any questions in relation to the Offer, contact the Rubicon Offer Information Line on 1300 129 892 (toll free within Australia) or +61 3 9415 4104 (outside Australia) between 8.30am and 5.00pm, Monday to Friday.

If you are unclear in relation to any matter, or you are uncertain as to whether the Company is a suitable investment for you, you should seek professional guidance from your solicitor, stockbroker, accountant or other independent and qualified professional adviser before deciding whether to invest.

Application Payment

Payment Amount: A\$ 2,500.00

Submit your Application Monies by BPAY.



Biller code: 360016
Ref: 157059903501021598

Telephone & Internet Banking - BPAY®

Contact your bank or financial institution to make this payment from your cheque, savings or transaction account. More info: www.bpay.com.au

pd. 20/8/21 @ 12:53

Important Notice: Your application does not count as a valid application until your application monies have been received via BPAY - see section above. The time of your application (including if the Offer closes early) will be the time following which the Registry has received both your valid online Application Form and your application monies via BPAY.

You should submit your BPAY payment immediately. The biller code and personalised BPAY Reference Number you must use to submit your payment are set out above. If you submit an online Application in the 24 hours before the Offer closes

you must ensure that your BPAY payment is processed by your bank so that funds are received before 26 August 2021 5pm AEST. If your payment is not received by this time, it will be treated as a late Application and may not be processed.

Applicants should be aware that their own financial institution may implement earlier cut off times with regards to electronic payment, and should therefore take this into consideration when making payment. It is the responsibility of the Applicant to ensure that funds submitted through BPAY are received by 26 August 2021 5pm AEST (subject to change without notice).

® Registered to BPAY Pty Ltd ABN 69 079 137 518

ALL RIGHTS RESERVED

THIS IS A
COMPUTERSHARE
TRANSACTION
SITE



POWERED BY THE REACH AGENCY

[PRIVACY POLICY](#) [CONTACT](#)

Version 1.3.06



Update your information:

 **Online:**
www.investorcentre.com/au

 **By Mail:**
Computershare Investor Services Pty Limited
GPO Box 2975 Melbourne
Victoria 3001 Australia

Enquiries:
(within Australia) 1300 850 505
(international) +61 3 9415 4000

Holder Identification Number (HIN)

X 0062825081

ASX Code RWL
Payment Date 3 September 2021
Cheque Number 5

F 000005 000 RWL



BRYAN PATRICK DWYER
<PYRO SUPERANNUATION FUN A/C>
501
149-161 O'RIORDAN STREET
MASCOT NSW 2020

Rubicon Water Limited - Offer Refund

Thank you for your interest in the Rubicon Water Limited Offer pursuant to the Prospectus dated 12 August 2021 and lodged with ASIC on this date.

Your Application for the IPO was not accepted by Rubicon Water Limited. This payment represents a refund of the application monies.

Yours sincerely
Computershare Investor Services Pty Limited

Note: You should retain this statement to assist you in preparing your tax return.

916CR70147

PLEASE BANK THIS CHEQUE PROMPTLY

279824_CHQ_AU/000005/000005/5

Rubicon Water Limited

ACN 651 852 470

Australia and New Zealand Banking Group Limited

388 Collins St, Melbourne VIC

Cheque No: 5
Date: 3 September 2021

Pay BRYAN PATRICK DWYER
<PYRO SUPERANNUATION FUN A/C>
501
149-161 O'RIORDAN STREET
MASCOT NSW 2020

The Sum of TWO THOUSAND FIVE HUNDRED DOLLARS ONLY.

NOT NEGOTIABLE
ACCOUNT PAYEE ONLY

\$\$2500.00**

Computershare Investor Services Pty Limited ABN 48 078 279 277 ATF Rubicon Water Limited

Security feature included in this cheque is microprint signature line: the absence of which could indicate a fraudulent cheque

⑈000005 ⑈013⑈006⑈ 8383 85274⑈

74700 - Managed Investments (Australian)

2022 Financial Year

Preparer nicagomez2@gmail.com

Reviewer Steven Lee

Status Completed

Account Code	Description	CY Units	CY Balance	LY Units	LY Balance	Change
PLA0004AU10	Platinum Asia Fund	7959.570000	\$17,539.71	7959.570000	\$21,668.34	(19.05)%
PLA0005AU5	Platinum International Health Care	8975.950000	\$15,333.62	8975.950000	\$23,678.56	(35.24)%
TOTAL		CY Units	CY Balance	LY Units	LY Balance	
		16935.520000	\$32,873.33	16935.520000	\$45,346.90	

Supporting Documents

- Investment Movement Report [Report](#)
- Platinum Annual Fee stmt for funds PAF and PIH.pdf [PLA0004AU10](#)

Standard Checklist

- Attach Annual statements from fund managers, Master Trust, Platform or Wrap providers confirming ownership and value
- Attach copies of Statements and Source Documentation
- Attach Investment Movement Report
- Ensure all Investments are valued correctly at June 30
- Ensure the investment is in accordance with the Fund's investment strategy
- Ensure the investment is in accordance with the SIS Act

Pyro Superannuation Fund

Investment Movement Report

As at 30 June 2022

Investment	Opening Balance		Additions		Disposals			Closing Balance		
	Units	Cost	Units	Cost	Units	Cost	Accounting Profit/(Loss)	Units	Cost	Market Value
Bank Accounts										
AMB DIY Super Saver Account ***S15		114,592.05		41,601.41		(76,278.00)			79,915.46	79,915.46
Nabtrade Cash Account ***037		123.91		1,655.68		(1,779.59)			0.00	0.00
		114,715.96		43,257.09		(78,057.59)			79,915.46	79,915.46
Term Deposits										
AMB Investment Plus ***383				50,000.00					50,000.00	50,000.00
				50,000.00					50,000.00	50,000.00
Managed Investments (Australian)										
PLA0004AU10 - Platinum Asia Fund	7,959.57	20,000.00						7,959.57	20,000.00	17,539.71
PLA0005AU5 - Platinum International Health Care	8,975.95	20,000.00						8,975.95	20,000.00	15,333.62
		40,000.00							40,000.00	32,873.33
Shares in Listed Companies (Australian)										
AMP.AX - AMP Limited	3,739.00	7,901.41						3,739.00	7,901.41	3,570.75
ABB.AX - Aussie Broadband Limited	2,000.00	2,000.00	225.00	5,000.00		(4,100.00)	0.00	2,225.00	2,900.00	7,364.75
BOQ.AX - Bank Of Queensland Limited.	1,707.00	14,861.01						1,707.00	14,861.01	11,385.69

Pyro Superannuation Fund

Investment Movement Report

As at 30 June 2022

Investment	Opening Balance		Additions		Disposals			Closing Balance		
	Units	Cost	Units	Cost	Units	Cost	Accounting Profit/(Loss)	Units	Cost	Market Value
BHP.AX - BHP Group Limited	600.00	10,000.00						600.00	10,000.00	24,750.00
CGF.AX - Challenger Limited	3,339.00	17,373.08						3,339.00	17,373.08	22,838.76
CBA.AXW - Commonwealth Bank Of Australia	174.00	9,008.28						174.00	9,008.28	15,726.12
EDV.AX - Endeavour Group Limited	311.00	771.78						311.00	771.78	2,354.27
IPH.AX - IPH Limited	4,295.00	35,243.58	149.00	1,298.95				4,444.00	36,542.53	36,263.04
MPL.AX - Medibank Private Limited	7,356.00	16,428.23						7,356.00	16,428.23	23,907.00
NAB.AX - National Australia Bank Limited	906.00	23,236.19						906.00	23,236.19	24,815.34
ORG.AXW - Origin Energy Limited	1,006.00	10,797.50						1,006.00	10,797.50	5,764.38
PAI.AX - Platinum Asia Investments Limited - Ordinary Fully Paid	8,611.00	8,837.69	664.00	743.04				9,275.00	9,580.73	7,976.50
PTM.AX - Platinum Asset Management Limited	2,000.00	10,000.00						2,000.00	10,000.00	3,480.00
PLY.AX - Playside Studios Limited	4,125.00	1,499.95			(4,125.00)	(1,499.95)	155.73		0.00	
RIO.AX - RIO Tinto Limited	468.00	34,615.12						468.00	34,615.12	48,063.60

Pyro Superannuation Fund

Investment Movement Report

As at 30 June 2022

Investment	Opening Balance		Additions		Disposals			Closing Balance		Market Value
	Units	Cost	Units	Cost	Units	Cost	Accounting Profit/(Loss)	Units	Cost	
WDS.AX - Woodside Energy Group Ltd			108.00	3,214.08	(108.00)	(3,214.08)	(65.88)		0.00	
WOW.AX - Woolworths Group Limited	311.00	4,667.12						311.00	4,667.12	11,071.60
		207,240.94		10,256.07		(8,814.03)	89.85		208,682.98	249,331.80
Units in Listed Unit Trusts (Australian)										
INA.AX - Ingenia Communities Group	4,740.00	16,011.15	748.00	4,521.16				5,488.00	20,532.31	21,842.24
STW.AX - Spdr S&p/asx 200 Fund	699.00	32,064.15						699.00	32,064.15	41,562.54
		48,075.30		4,521.16					52,596.46	63,404.78
		410,032.20		108,034.32		(86,871.62)	89.85		431,194.90	475,525.37

10 November 2022

Bryan P & Cecilia Dwyer ATF Pyro Super Fund
Unit 501 149-161 O'Riordan St
MASCOT NSW 2020

Dear Sir and/or Madam

Thank you for investing with Platinum.

Please find enclosed a copy of your Annual Fee Statement for the period ending 30 June 2022.

The Corporations Act 2001 (Cth) requires Platinum to provide unit holders with an Annual Fee Statement detailing transactions, the dollar return on investments, costs and fees for the reporting period.

If you have any queries regarding the statement, please contact Investor Services on 1300 726 700 (Australia only), 612 9255 7500, or 0800 700 726 (NZ only).

Yours faithfully



Liz Norman
Investor Services Director

enc

Bryan P & Cecilia Dwyer ATF Pyro Super Fund
 Unit 501 149-161 O'Riordan St
 MASCOT NSW 2020

Account Number 68654



Biller Code: 252643
Ref: 686543

Annual Fee Statement	From 1 July 2021 to 30 June 2022
-----------------------------	---

Fund	Effective Date	Units	Price	Amount (\$)
Platinum Asia Fund - C Class Units				
Opening Balance		7,959.57	2.7223	21,668.34
Cash Distribution	30 Jun 22	0.00	0.0000	994.10
Closing Balance and End of Period Market Value		7,959.57	2.2036	17,539.71
Platinum International Health Care Fund - C Class Units				
Opening Balance		8,975.85	2.6380	23,678.29
Cash Distribution	30 Jun 22	0.00	0.0000	367.21
Closing Balance and End of Period Market Value		8,975.85	1.7083	15,333.44

DISCLAIMER: The statement has been prepared by Platinum for investor reporting purposes in accordance with the prescribed requirements of the Corporations Act 2001 and the Corporations Regulations 2001 (as amended). Please do not use this statement to complete your tax return. The Attribution Managed Investment Trust (AMIT) Member Annual Statement (AMMA Statement), and accompanying guidance for Australian resident individuals, sent to you in July, should be referred to when completing your tax return. To the maximum extent permitted by law, no liability is accepted by Platinum or any of its directors, officers or employees, for any loss or damage arising as a result or in connection with any reliance on this information. Past performance is not a reliable indicator of future results. Platinum does not guarantee the repayment of capital, the payment of income or any Fund's performance.

Dollar return on investment	From 1 July 2021 to 30 June 2022
------------------------------------	---

Fund	Amount(\$)
Platinum Asia Fund - C Class Units	(3,134.53)
Platinum International Health Care Fund - C Class Units	(7,977.64)

This is the dollar return (net of fees and costs) on your investment for the period.

Fees and Costs Summary

Fees deducted directly from your account	From 1 July 2021 to 30 June 2022
---	---

Fund	Amount(\$)
Platinum Asia Fund - C Class Units	0.00
Platinum International Health Care Fund - C Class Units	0.00

This amount has been deducted directly from your account (reflected in the transactions listed on this statement).

Fees and costs deducted from your investment	From 1 July 2021 to 30 June 2022
---	---

Fund	Amount(\$)
Platinum Asia Fund - C Class Units	267.55
Platinum International Health Care Fund - C Class Units	273.13

This approximate amount has been deducted from your investment and covers amounts that have reduced the return on your investment and that are not reflected as transactions listed on this statement or in the Additional explanation of fees and costs.

Total fees and costs you paid	From 1 July 2021 to 30 June 2022
--------------------------------------	---

Fund	Amount(\$)
Platinum Asia Fund - C Class Units	267.55
Platinum International Health Care Fund - C Class Units	273.13

This approximate amount includes all the fees and costs which affected your investment during the period.

Additional explanation of fees and costs

1. 'Fees deducted directly from your account' in respect of a Fund during the period are comprised of the buy spread applied to any applications (other than distributions reinvested) into the Fund during the period and the sell spread applied to any withdrawals from the Fund during the period.
2. If you held C Class or E Class units in a Fund during the period, the 'Fees and costs deducted from your investment' during the period are comprised of the Fund's investment management fee (inclusive of Australian GST less any expected reduced input tax credits), estimated indirect costs incurred through the Fund's investment trading activities in OTC derivatives (other than for hedging purposes) and exchange traded funds, and the Fund's estimated transaction costs (net of the Fund's buy/sell spread).

If you held P Class units in a Fund during the period, the 'Fees and costs deducted from your investment' during the period are comprised of the Fund's investment management fee (inclusive of Australian GST less any expected reduced input tax credits), any accrued investment performance fee (inclusive of Australian GST less any expected reduced input tax credits) for the Fund, estimated indirect costs incurred through the Fund's investment trading activities in OTC derivatives (other than for hedging purposes) and exchange traded funds, and the Fund's estimated transaction costs (net of the Fund's buy/sell spread).

3. 'Total fees and costs you paid' in respect of a Fund are comprised of the 'Fees deducted directly from your account' and the 'Fees and costs deducted from your investment', during the period.
4. The exit unit price for a Fund (which includes the sell spread) was applied for any withdrawals from the Fund and the entry unit price for a Fund (which includes the buy spread) was applied for any applications into the Fund, during the period.
5. The exit unit price for a Fund (which includes the sell spread) ex-distribution was applied to calculate both the opening and any closing balances for the Fund.

Dispute resolution

Platinum has in place a dispute resolution mechanism for complaints by Investors of the Fund(s). If you have a complaint about your investment in a Fund, please contact Investor Services on 1300 726 700 (Australia only), 612 9255 7500 or 0800 700 726 (NZ only) or via invest@platinum.com.au.

If an issue has not been resolved to your satisfaction, you can lodge a complaint with the Australian Financial Complaints Authority, or AFCA. AFCA provides fair and independent financial services complaint resolution that is free to consumers.

Website: www.afca.org.au

Email: info@afca.org.au

Telephone: 1800 931 678 (free call)

In writing to: Australian Financial Complaints Authority, GPO Box 3, Melbourne VIC 3001

Further information

If you have any questions or require further information in relation to your investment, please contact Investor Services on 1300 726 700 (Australia only), 612 9255 7500 or 0800 700 726 (NZ only) or via invest@platinum.com.au.

77600 - Shares in Listed Companies (Australian)

2022 Financial Year

Preparer nicagomez2@gmail.com

Reviewer Steven Lee

Status Completed

Account Code	Description	CY Units	CY Balance	LY Units	LY Balance	Change
ABB.AX	Aussie Broadband Limited	2225.000000	\$7,364.75	2000.000000	\$5,900.00	24.83%
AMP.AX	AMP Limited	3739.000000	\$3,570.75	3739.000000	\$4,206.38	(15.11)%
BHP.AX	BHP Group Limited	600.000000	\$24,750.00	600.000000	\$29,142.00	(15.07)%
BOQ.AX	Bank Of Queensland Limited.	1707.000000	\$11,385.69	1707.000000	\$15,550.77	(26.78)%
CBA.AXW	Commonwealth Bank Of Australia.	174.000000	\$15,726.12	174.000000	\$17,377.38	(9.5)%
CGF.AX	Challenger Limited	3339.000000	\$22,838.76	3339.000000	\$18,063.99	26.43%
EDV.AX	Endeavour Group Limited	311.000000	\$2,354.27	311.000000	\$1,956.19	20.35%
IPH.AX	IPH Limited	4444.000000	\$36,263.04	4295.000000	\$33,501.00	8.24%
MPL.AX	Medibank Private Limited	7356.000000	\$23,907.00	7356.000000	\$23,244.96	2.85%
NAB.AX	National Australia Bank Limited	906.000000	\$24,815.34	906.000000	\$23,755.32	4.46%
ORG.AXW	Origin Energy Limited	1006.000000	\$5,764.38	1006.000000	\$4,537.06	27.05%
PAI.AX	Platinum Asia Investments Limited - Ordinary Fully Paid	9275.000000	\$7,976.50	8611.000000	\$10,591.53	(24.69)%
PLY.AX	Playside Studios Limited	0.000000		4125.000000	\$1,072.50	100%
PTM.AX	Platinum Asset Management Limited	2000.000000	\$3,480.00	2000.000000	\$9,820.00	(64.56)%
RIO.AX	RIO Tinto Limited	468.000000	\$48,063.60	468.000000	\$59,267.52	(18.9)%
WDS.AX	Woodside Energy Group Ltd	0.000000				0%
WOW.AX	Woolworths Group Limited	311.000000	\$11,071.60	311.000000	\$11,858.43	(6.64)%

TOTAL	CY Units	CY Balance	LY Units	LY Balance
	37861.000000	\$249,331.80	40948.000000	\$269,845.03

Supporting Documents

- Investment Movement Report [Report](#)
- Balance Review Report [Report](#)
- PYRO Portfolio Hldngs at 30 Jun 22.pdf
- Shares_WP.xlsx
- BHP Pymnt Advc 20 Jun 22 - Sold 108 Woodside shrs.pdf [WDS.AX](#)

Standard Checklist

- Attach Balance Review Report
- Attach copies of HIN/SRN or Chess Statements, Broker Statements, Contract Notes Corporate Action documentation and any other relevant Source Documentation
- Attach Investment Movement Report
- Ensure all Investments are valued correctly at June 30
- Ensure the investment is in accordance with the Fund's investment strategy

Pyro Superannuation Fund

Balance Review Report

As at 30 June 2022

Investment Code	Investment Name	Holding Reference	Third Party Data			BGL Ledger	Variance
			Data Feed Provider	Balance Date	Balance Amount	Balance	
60400	Bank Accounts						
ADC761240	AMB DIY Super Saver Account ***S15					79,915.46	
60800	Term Deposits						
ADC301045383	AMB Investment Plus ***383					50,000.00	
74700	Managed Investments (Australian)						
PLA0004AU	Platinum Asia Fund					7,959.5700	
PLA0005AU	Platinum International Health Care					8,975.9500	
77600	Shares in Listed Companies (Australian)						
AMP.AX	AMP Limited				Setup	3,739.0000	3,739.0000
ABB.AX	Aussie Broadband Limited				Setup	2,225.0000	2,225.0000
BOQ.AX	Bank Of Queensland Limited.				Setup	1,707.0000	1,707.0000
BHP.AX	BHP Group Limited				Setup	600.0000	600.0000
CGF.AX	Challenger Limited				Setup	3,339.0000	3,339.0000
CBA.AX	Commonwealth Bank Of Australia.				Setup	174.0000	174.0000
EDV.AX	Endeavour Group Limited				Setup	311.0000	311.0000
IPH.AX	IPH Limited				Setup	4,444.0000	4,444.0000
MPL.AX	Medibank Private Limited				Setup	7,356.0000	7,356.0000
NAB.AX	National Australia Bank Limited				Setup	906.0000	906.0000
ORG.AX	Origin Energy Limited				Setup	1,006.0000	1,006.0000
PAI.AX	Platinum Asia Investments Limited - Ordinary				Setup	9,275.0000	9,275.0000

Pyro Superannuation Fund

Balance Review Report

As at 30 June 2022

Investment Code	Investment Name	Holding Reference	Third Party Data			BGL Ledger	Variance
			Data Feed Provider	Balance Date	Balance Amount	Balance	
	Fully Paid						
PTM.AX	Platinum Asset Management Limited				Setup	2,000.0000	2,000.0000
RIO.AX	RIO Tinto Limited				Setup	468.0000	468.0000
WOW.AX	Woolworths Group Limited				Setup	311.0000	311.0000
78200	Units in Listed Unit Trusts (Australian)						
INA.AX	Ingenia Communities Group				Setup	5,488.0000	5,488.0000
STW.AX	Spdr S&p/asx 200 Fund				Setup	699.0000	699.0000

Pyro Superannuation Fund

Investment Movement Report

As at 30 June 2022

Investment	Opening Balance		Additions		Disposals			Closing Balance		
	Units	Cost	Units	Cost	Units	Cost	Accounting Profit/(Loss)	Units	Cost	Market Value
Bank Accounts										
AMB DIY Super Saver Account ***S15		114,592.05		41,601.41		(76,278.00)			79,915.46	79,915.46
Nabtrade Cash Account ***037		123.91		1,655.68		(1,779.59)			0.00	0.00
		114,715.96		43,257.09		(78,057.59)			79,915.46	79,915.46
Term Deposits										
AMB Investment Plus ***383				50,000.00					50,000.00	50,000.00
				50,000.00					50,000.00	50,000.00
Managed Investments (Australian)										
PLA0004AU10 - Platinum Asia Fund	7,959.57	20,000.00						7,959.57	20,000.00	17,539.71
PLA0005AU5 - Platinum International Health Care	8,975.95	20,000.00						8,975.95	20,000.00	15,333.62
		40,000.00							40,000.00	32,873.33
Shares in Listed Companies (Australian)										
AMP.AX - AMP Limited	3,739.00	7,901.41						3,739.00	7,901.41	3,570.75
ABB.AX - Aussie Broadband Limited	2,000.00	2,000.00	225.00	5,000.00		(4,100.00)	0.00	2,225.00	2,900.00	7,364.75
BOQ.AX - Bank Of Queensland Limited.	1,707.00	14,861.01						1,707.00	14,861.01	11,385.69

Pyro Superannuation Fund

Investment Movement Report

As at 30 June 2022

Investment	Opening Balance		Additions		Disposals			Closing Balance		
	Units	Cost	Units	Cost	Units	Cost	Accounting Profit/(Loss)	Units	Cost	Market Value
BHP.AX - BHP Group Limited	600.00	10,000.00						600.00	10,000.00	24,750.00
CGF.AX - Challenger Limited	3,339.00	17,373.08						3,339.00	17,373.08	22,838.76
CBA.AXW - Commonwealth Bank Of Australia	174.00	9,008.28						174.00	9,008.28	15,726.12
EDV.AX - Endeavour Group Limited	311.00	771.78						311.00	771.78	2,354.27
IPH.AX - IPH Limited	4,295.00	35,243.58	149.00	1,298.95				4,444.00	36,542.53	36,263.04
MPL.AX - Medibank Private Limited	7,356.00	16,428.23						7,356.00	16,428.23	23,907.00
NAB.AX - National Australia Bank Limited	906.00	23,236.19						906.00	23,236.19	24,815.34
ORG.AXW - Origin Energy Limited	1,006.00	10,797.50						1,006.00	10,797.50	5,764.38
PAI.AX - Platinum Asia Investments Limited - Ordinary Fully Paid	8,611.00	8,837.69	664.00	743.04				9,275.00	9,580.73	7,976.50
PTM.AX - Platinum Asset Management Limited	2,000.00	10,000.00						2,000.00	10,000.00	3,480.00
PLY.AX - Playside Studios Limited	4,125.00	1,499.95			(4,125.00)	(1,499.95)	155.73		0.00	
RIO.AX - RIO Tinto Limited	468.00	34,615.12						468.00	34,615.12	48,063.60

Pyro Superannuation Fund

Investment Movement Report

As at 30 June 2022

Investment	Opening Balance		Additions		Disposals			Closing Balance		Market Value
	Units	Cost	Units	Cost	Units	Cost	Accounting Profit/(Loss)	Units	Cost	
WDS.AX - Woodside Energy Group Ltd			108.00	3,214.08	(108.00)	(3,214.08)	(65.88)		0.00	
WOW.AX - Woolworths Group Limited	311.00	4,667.12						311.00	4,667.12	11,071.60
		207,240.94		10,256.07		(8,814.03)	89.85		208,682.98	249,331.80
Units in Listed Unit Trusts (Australian)										
INA.AX - Ingenia Communities Group	4,740.00	16,011.15	748.00	4,521.16				5,488.00	20,532.31	21,842.24
STW.AX - Spdr S&p/asx 200 Fund	699.00	32,064.15						699.00	32,064.15	41,562.54
		48,075.30		4,521.16					52,596.46	63,404.78
		410,032.20		108,034.32		(86,871.62)	89.85		431,194.90	475,525.37

Portfolio holdings report

Holding date:
 30/06/2022


PYRO SUPER FUND

Trading Account - Domestic - Cash funded NT1532379-002							
Description	Code	Quantity	Portfolio(%)	Market Price	Avg. Price	Market Value	Gain/Loss (\$/%)
AMP LIMITED ORDINARY FULLY PAID	AMP.ASX	3739.0	1.17%	\$0.955	\$2.025	\$3,570.745	-\$4,000.86 (-52.84%)
BHP GROUP LIMITED ORDINARY FULLY PAID	BHP.ASX	600.0	8.10%	\$41.25	\$34.41	\$24,750.00	\$4,104.00 (19.88%)
BANK OF QUEENSLAND LIMITED. ORDINARY FULLY PAID	BOQ.ASX	1707.0	3.73%	\$6.67	\$8.1744	\$11,385.69	-\$2,567.93 (-18.40%)
COMMONWEALTH BANK OF AUSTRALIA. ORDINARY FULLY PAID	CBA.ASX	174.0	5.15%	\$90.38	\$73.3484	\$15,726.12	\$2,963.50 (23.22%)
CHALLENGER LIMITED ORDINARY FULLY PAID	CGF.ASX	3339.0	7.48%	\$6.84	\$3.4208	\$22,838.76	\$11,416.74 (99.95%)
ENDEAVOUR GROUP LIMITED ORDINARY FULLY PAID	EDV.ASX	311.0	0.77%	\$7.57	\$0.00	\$2,354.27	\$2,354.27 (0.00%)
INGENIA COMMUNITIES GROUP FULLY PAID ORDINARY/UNITS STAPLED SECURITIES	INA.ASX	5488.0	7.15%	\$3.98	\$3.016	\$21,842.24	\$5,290.43 (31.96%)
IPH LIMITED ORDINARY FULLY PAID	IPH.ASX	4444.0	11.88%	\$8.16	\$0.8037	\$36,263.04	\$32,691.50 (915.33%)
MEDIBANK PRIVATE LIMITED ORDINARY FULLY PAID	MPL.ASX	7356.0	7.83%	\$3.25	\$2.172	\$23,907.00	\$7,929.45 (49.63%)
NATIONAL AUSTRALIA BANK LIMITED ORDINARY FULLY PAID	NAB.ASX	906.0	8.13%	\$27.39	\$32.671	\$24,815.34	-\$4,784.55 (-16.16%)
ORIGIN ENERGY LIMITED ORDINARY FULLY PAID	ORG.ASX	1006.0	1.89%	\$5.73	\$9.7365	\$5,764.38	-\$4,030.55 (-41.15%)
PLATINUM ASIA INVESTMENTS LIMITED ORDINARY FULLY PAID	PAI.ASX	9275.0	2.61%	\$0.86	\$0.2782	\$7,976.50	\$5,395.93 (209.10%)
PLATINUM ASSET MANAGEMENT LIMITED ORDINARY FULLY PAID	PTM.ASX	2000.0	1.14%	\$1.74	\$5.06	\$3,480.00	-\$6,640.00 (-65.61%)
RIO TINTO LIMITED ORDINARY FULLY PAID	RIO.ASX	468.0	15.74%	\$102.70	\$52.7012	\$48,063.60	\$23,399.45 (94.87%)
WOOLWORTHS GROUP LIMITED ORDINARY FULLY PAID	WOW.ASX	311.0	3.63%	\$35.60	\$34.4827	\$11,071.60	\$347.49 (3.24%)
SPDR S&P/ASX 200 FUND SPDR S&P/ASX 200 FUND	STW.AXW	699.0	13.61%	\$59.46	\$49.0784	\$41,562.54	\$7,256.72 (21.15%)
Totals						\$305,371.825	\$81,125.58 (36.18%)

Balance History

Currency Australian Dollar   

SRN 140219800136
Postcode 2020

 View:

ABB, I*****0136 (PYRO SUPERANNUATION FUND <BP & C DWYER ATF PYRO SUPER F U A/C>)

Balance as at date (dd/mm/yyyy)  [Go](#)

Displaying Balance History as at **17 Jan 2023**

HIN/SRN EMP ID	Security Code▲	Closing Price (AUD)	Total Balance	Tradeable Balance	Total Value (AUD)
I*****0136	ABB	2.89	2,225	2,225	6,430.25

Viewing 1 - 1 of 1
Total Value: \$ 6,430.25



BHP Group Limited
ABN 49 004 028 077

001453 000 BHP



MR BRYAN PATRICK DWYER &
MRS CECILIA DWYER
<PYRO SUPER FUND A/C>
501/149-161 O'RIORDAN STREET
MASCOT NSW 2020

Update Your Details:



www.computershare.com.au/investor



(within Australia) 1300 503 833
(international) +61 3 9415 4188



Computershare Investor Services Pty Limited
GPO Box 2975 Melbourne
Victoria 3001 Australia

Your Shareholding

SHARE CLASS	HOLDER NUMBER
Ordinary Shares	HIN WITHHELD
TFN/ABN STATUS	DIRECT CREDIT REF NO
Quoted	106958
RECORD DATE	PAYMENT DATE
26 May 2022	20 June 2022

You must keep this document for your tax records.

BHP Group Limited

Sale Facility Payment - Selling Shareholders or Ineligible Overseas Shareholders

On 1 June 2022, BHP Group Limited (BHP) paid an in specie dividend of Woodside Energy Group Ltd (formerly Woodside Petroleum Ltd) (Woodside) shares. BHP shareholders were entitled to receive one Woodside share for every 5.5340 BHP shares. BHP shareholders were entitled to a whole number of Woodside shares, with any entitlement to a fraction of a Woodside share that would have otherwise arisen being rounded down to the nearest whole number.

As you were a Selling Shareholder or an Ineligible Overseas Shareholder as at the Record Date, the in specie dividend entitlement of Woodside shares which you were otherwise entitled to receive were transferred to the Sale Agent. This payment represents the sale proceeds payable to you as a result of the sale of those Woodside shares under the Sale Facility, and is free of any brokerage costs or stamp duty.

Price per Woodside Share	Number of Woodside Shares sold	Total Payment
A\$29.15	108	A\$3,148.20
Net Payment		A\$3,148.20

Your Payment Instruction

AUSTRALIAN DEFENCE CR UNION
BSB: 642-170 Account Number: XXXX40

Amount Deposited

A\$3,148.20

If payment cannot be made to the above instruction, you will be issued with a cheque in the same currency as the amount deposited.

78200 - Units in Listed Unit Trusts (Australian)

2022 Financial Year

Preparer nicagomez2@gmail.com

Reviewer Steven Lee

Status Completed

Account Code	Description	CY Units	CY Balance	LY Units	LY Balance	Change
INA.AX	Ingenia Communities Group	5488.000000	\$21,842.24	4740.000000	\$29,103.60	(24.95)%
STW.AX	Spdr S&p/asx 200 Fund	699.000000	\$41,562.54	699.000000	\$47,385.21	(12.29)%
TOTAL		CY Units	CY Balance	LY Units	LY Balance	
		6187.000000	\$63,404.78	5439.000000	\$76,488.81	

Supporting Documents

- Investment Movement Report [Report](#)

Standard Checklist

- Attach copies of Statements and Source Documentation
- Attach Investment Movement Report
- Ensure all Investments are valued correctly at June 30
- Ensure the investment is in accordance with the Fund's investment strategy
- Ensure the investment is in accordance with the SIS Act

Pyro Superannuation Fund

Investment Movement Report

As at 30 June 2022

Investment	Opening Balance		Additions		Disposals			Closing Balance		
	Units	Cost	Units	Cost	Units	Cost	Accounting Profit/(Loss)	Units	Cost	Market Value
Bank Accounts										
AMB DIY Super Saver Account ***S15		114,592.05		41,601.41		(76,278.00)			79,915.46	79,915.46
Nabtrade Cash Account ***037		123.91		1,655.68		(1,779.59)			0.00	0.00
		114,715.96		43,257.09		(78,057.59)			79,915.46	79,915.46
Term Deposits										
AMB Investment Plus ***383				50,000.00					50,000.00	50,000.00
				50,000.00					50,000.00	50,000.00
Managed Investments (Australian)										
PLA0004AU10 - Platinum Asia Fund	7,959.57	20,000.00						7,959.57	20,000.00	17,539.71
PLA0005AU5 - Platinum International Health Care	8,975.95	20,000.00						8,975.95	20,000.00	15,333.62
		40,000.00							40,000.00	32,873.33
Shares in Listed Companies (Australian)										
AMP.AX - AMP Limited	3,739.00	7,901.41						3,739.00	7,901.41	3,570.75
ABB.AX - Aussie Broadband Limited	2,000.00	2,000.00	225.00	5,000.00		(4,100.00)	0.00	2,225.00	2,900.00	7,364.75
BOQ.AX - Bank Of Queensland Limited.	1,707.00	14,861.01						1,707.00	14,861.01	11,385.69

Pyro Superannuation Fund

Investment Movement Report

As at 30 June 2022

Investment	Opening Balance		Additions		Disposals			Closing Balance		
	Units	Cost	Units	Cost	Units	Cost	Accounting Profit/(Loss)	Units	Cost	Market Value
BHP.AX - BHP Group Limited	600.00	10,000.00						600.00	10,000.00	24,750.00
CGF.AX - Challenger Limited	3,339.00	17,373.08						3,339.00	17,373.08	22,838.76
CBA.AXW - Commonwealth Bank Of Australia	174.00	9,008.28						174.00	9,008.28	15,726.12
EDV.AX - Endeavour Group Limited	311.00	771.78						311.00	771.78	2,354.27
IPH.AX - IPH Limited	4,295.00	35,243.58	149.00	1,298.95				4,444.00	36,542.53	36,263.04
MPL.AX - Medibank Private Limited	7,356.00	16,428.23						7,356.00	16,428.23	23,907.00
NAB.AX - National Australia Bank Limited	906.00	23,236.19						906.00	23,236.19	24,815.34
ORG.AXW - Origin Energy Limited	1,006.00	10,797.50						1,006.00	10,797.50	5,764.38
PAI.AX - Platinum Asia Investments Limited - Ordinary Fully Paid	8,611.00	8,837.69	664.00	743.04				9,275.00	9,580.73	7,976.50
PTM.AX - Platinum Asset Management Limited	2,000.00	10,000.00						2,000.00	10,000.00	3,480.00
PLY.AX - Playside Studios Limited	4,125.00	1,499.95			(4,125.00)	(1,499.95)	155.73		0.00	
RIO.AX - RIO Tinto Limited	468.00	34,615.12						468.00	34,615.12	48,063.60

Pyro Superannuation Fund

Investment Movement Report

As at 30 June 2022

Investment	Opening Balance		Additions		Disposals			Closing Balance		Market Value
	Units	Cost	Units	Cost	Units	Cost	Accounting Profit/(Loss)	Units	Cost	
WDS.AX - Woodside Energy Group Ltd			108.00	3,214.08	(108.00)	(3,214.08)	(65.88)		0.00	
WOW.AX - Woolworths Group Limited	311.00	4,667.12						311.00	4,667.12	11,071.60
		207,240.94		10,256.07		(8,814.03)	89.85		208,682.98	249,331.80
Units in Listed Unit Trusts (Australian)										
INA.AX - Ingenia Communities Group	4,740.00	16,011.15	748.00	4,521.16				5,488.00	20,532.31	21,842.24
STW.AX - Spdr S&p/asx 200 Fund	699.00	32,064.15						699.00	32,064.15	41,562.54
		48,075.30		4,521.16					52,596.46	63,404.78
		410,032.20		108,034.32		(86,871.62)	89.85		431,194.90	475,525.37

85000 - Income Tax Payable/Refundable

2022 Financial Year

Preparer nicagomez2@gmail.com

Reviewer Steven Lee

Status Completed

Account Code	Description	CY Balance	LY Balance	Change
85000	Income Tax Payable/Refundable	\$9,075.24	\$4,665.01	94.54%
TOTAL		CY Balance	LY Balance	
		\$9,075.24	\$4,665.01	

Supporting Documents

- Statement of Taxable Income [Report](#)
- Exempt Pension Reconciliation [Report](#)
- Tax Reconciliation Report [Report](#)
- ATO Income Tax.pdf

Standard Checklist

- Attach Actuarial Certificate (if applicable)
- Attach any other Tax reconciliations
- Attach copy of Exempt Pension Reconciliation (if applicable)
- Attach copy of Non Deductible Expense Reconciliation (if applicable)
- Attach copy of Statement of Taxable Income
- Attach copy of Tax Reconciliation Report
- Confirm Transactions in ATO Portal

Pyro Superannuation Fund

Exempt Current Pension Income Reconciliation

For The Period 01 July 2021 - 30 June 2022

	Date	Account Code	Account Description	Taxable Amount	Actuary/Pool %	Exempt Amount
Segment - 01 July 2021 to 30 June 2022						
Label C						
	31/07/2021	25000/ADC761240	AMB DIY Super Saver Account ***S15	81.14		
	31/08/2021	25000/ADC761240	AMB DIY Super Saver Account ***S15	82.71		
	30/09/2021	25000/ADC761240	AMB DIY Super Saver Account ***S15	75.42		
	31/10/2021	25000/ADC761240	AMB DIY Super Saver Account ***S15	70.01		
	30/11/2021	25000/ADC761240	AMB DIY Super Saver Account ***S15	62.97		
	31/12/2021	25000/ADC761240	AMB DIY Super Saver Account ***S15	65.64		
	31/01/2022	25000/ADC761240	AMB DIY Super Saver Account ***S15	65.93		
	28/02/2022	25000/ADC761240	AMB DIY Super Saver Account ***S15	59.65		
	31/03/2022	25000/ADC761240	AMB DIY Super Saver Account ***S15	66.38		
	30/04/2022	25000/ADC761240	AMB DIY Super Saver Account ***S15	66.20		
	31/05/2022	25000/ADC761240	AMB DIY Super Saver Account ***S15	55.52		
	30/06/2022	25000/ADC761240	AMB DIY Super Saver Account ***S15	41.61		
			Total	793.18	100.000 %	793.18
Label D1						
	30/06/2022	23800/PLA0005AU5	Platinum International Health Care	274.12		
	30/06/2022	23800/PLA0004AU10	Platinum Asia Fund	607.00		
	30/06/2022	23800/STW.AX	Spdr S&p/asx 200 Fund	49.80		
			Total	930.92	100.000 %	930.92
Label J						
	17/09/2021	23900/IPH.AX	IPH Limited	399.44		
	01/10/2021	23900/ORG.AXW	Origin Energy Limited	75.45		

Pyro Superannuation Fund

Exempt Current Pension Income Reconciliation

For The Period 01 July 2021 - 30 June 2022

	Date	Account Code	Account Description	Taxable Amount	Actuary/Pool %	Exempt Amount
Label J						
	18/03/2022	23900/IPH.AX	IPH Limited	379.93		
	25/03/2022	23900/ORG.AXW	Origin Energy Limited	125.75		
			Total	980.57	100.000 %	980.57
Label K						
	02/07/2021	23900/NAB.AX	National Australia Bank Limited	543.60		
	16/09/2021	23900/PAI.AX	Platinum Asia Investments Limited -	516.66		
	16/09/2021	23900/PTM.AX	Platinum Asset Management Limited	240.00		
	17/09/2021	23900/IPH.AX	IPH Limited	266.29		
	21/09/2021	23900/BHP.AX	BHP Group Limited	1,629.16		
	22/09/2021	23900/EDV.AX	Endeavour Group Limited	21.77		
	22/09/2021	23900/CGF.AX	Challenger Limited	350.60		
	23/09/2021	23900/RIO.AX	RIO Tinto Limited	3,557.09		
	29/09/2021	23900/CBA.AXW	Commonwealth Bank Of Australia.	348.00		
	30/09/2021	23900/MPL.AX	Medibank Private Limited	507.56		
	08/10/2021	23900/WOW.AX	Woolworths Group Limited	171.05		
	18/11/2021	23900/BOQ.AX	Bank Of Queensland Limited.	375.54		
	15/12/2021	23900/NAB.AX	National Australia Bank Limited	607.02		
	18/03/2022	23900/IPH.AX	IPH Limited	253.29		
	18/03/2022	23900/PTM.AX	Platinum Asset Management Limited	200.00		
	18/03/2022	23900/PAI.AX	Platinum Asia Investments Limited -	226.38		
	22/03/2022	23900/CGF.AX	Challenger Limited	383.99		
	24/03/2022	23900/MPL.AX	Medibank Private Limited	448.72		

Pyro Superannuation Fund

Exempt Current Pension Income Reconciliation

For The Period 01 July 2021 - 30 June 2022

	Date	Account Code	Account Description	Taxable Amount	Actuary/Pool %	Exempt Amount
Label K						
	28/03/2022	23900/BHP.AX	BHP Group Limited	1,248.34		
	28/03/2022	23900/EDV.AX	Endeavour Group Limited	38.88		
	30/03/2022	23900/CBA.AXW	Commonwealth Bank Of Australia.	304.50		
	13/04/2022	23900/WOW.AX	Woolworths Group Limited	121.29		
	21/04/2022	23900/RIO.AX	RIO Tinto Limited	3,102.09		
	26/05/2022	23900/BOQ.AX	Bank Of Queensland Limited.	375.54		
	01/06/2022	23900/BHP.AX	BHP Group Limited	3,214.08		
			Total	19,051.44	100.000 %	19,051.44
Label L						
	02/07/2021	23900/NAB.AX	National Australia Bank Limited	232.97		
	16/09/2021	23900/PAI.AX	Platinum Asia Investments Limited -	221.43		
	16/09/2021	23900/PTM.AX	Platinum Asset Management Limited	102.86		
	17/09/2021	23900/IPH.AX	IPH Limited	114.12		
	21/09/2021	23900/BHP.AX	BHP Group Limited	698.21		
	22/09/2021	23900/EDV.AX	Endeavour Group Limited	9.33		
	22/09/2021	23900/CGF.AX	Challenger Limited	150.26		
	23/09/2021	23900/RIO.AX	RIO Tinto Limited	1,524.47		
	29/09/2021	23900/CBA.AXW	Commonwealth Bank Of Australia.	149.14		
	30/09/2021	23900/MPL.AX	Medibank Private Limited	217.53		
	08/10/2021	23900/WOW.AX	Woolworths Group Limited	73.31		
	18/11/2021	23900/BOQ.AX	Bank Of Queensland Limited.	160.95		
	15/12/2021	23900/NAB.AX	National Australia Bank Limited	260.15		

Pyro Superannuation Fund

Exempt Current Pension Income Reconciliation

For The Period 01 July 2021 - 30 June 2022

	Date	Account Code	Account Description	Taxable Amount	Actuary/Pool %	Exempt Amount
Label L						
	18/03/2022	23900/IPH.AX	IPH Limited	108.55		
	18/03/2022	23900/PTM.AX	Platinum Asset Management Limited	85.71		
	18/03/2022	23900/PAI.AX	Platinum Asia Investments Limited -	97.02		
	22/03/2022	23900/CGF.AX	Challenger Limited	164.57		
	24/03/2022	23900/MPL.AX	Medibank Private Limited	192.31		
	28/03/2022	23900/BHP.AX	BHP Group Limited	535.00		
	28/03/2022	23900/EDV.AX	Endeavour Group Limited	16.66		
	30/03/2022	23900/CBA.AXW	Commonwealth Bank Of Australia.	130.50		
	13/04/2022	23900/WOW.AX	Woolworths Group Limited	51.98		
	21/04/2022	23900/RIO.AX	RIO Tinto Limited	1,329.47		
	26/05/2022	23900/BOQ.AX	Bank Of Queensland Limited.	160.95		
	01/06/2022	23900/BHP.AX	BHP Group Limited	1,377.46		
			Total	8,164.91	100.000 %	8,164.91
Label M						
	30/06/2022	23800/INA.AX	Ingenia Communities Group	383.86		
	30/06/2022	23800/PLA0005AU5	Platinum International Health Care	107.75		
	30/06/2022	23800/STW.AX	Spdr S&p/asx 200 Fund	3,206.36		
			Total	3,697.97	100.000 %	3,697.97
					Total Segment ECPI *	33,618.99

Pyro Superannuation Fund

Exempt Current Pension Income Reconciliation

For The Period 01 July 2021 - 30 June 2022

Date	Account Code	Account Description	Taxable Amount	Actuary/Pool %	Exempt Amount
				SMSF Annual Return Rounding	3.99
				Total ECPI	33,615.00

* Total Segment ECPI does not include ECPI amounts from Label A. The total ECPI from Label A is shown separately at the start of the report.

Pyro Superannuation Fund

Statement of Taxable Income

For the year ended 30 June 2022

	2022
	\$
Benefits accrued as a result of operations	(40,796.42)
Less	
Exempt current pension income	33,615.00
Realised Accounting Capital Gains	89.85
Accounting Trust Distributions	5,381.57
	<u>39,086.42</u>
Add	
Decrease in MV of investments	52,034.03
SMSF non deductible expenses	1,959.00
Pension Payments	13,100.00
Franking Credits	9,075.24
Foreign Credits	40.99
Taxable Trust Distributions	2,787.64
Distributed Foreign income	889.93
	<u>79,886.83</u>
SMSF Annual Return Rounding	(3.99)
	<u>0.00</u>
Taxable Income or Loss	<u>0.00</u>
Income Tax on Taxable Income or Loss	0.00
Less	
Franking Credits	9,075.24
	<u>(9,075.24)</u>
CURRENT TAX OR REFUND	<u>(9,075.24)</u>
Supervisory Levy	259.00
	<u>(8,816.24)</u>
AMOUNT DUE OR REFUNDABLE	<u>(8,816.24)</u>

Pyro Superannuation Fund

Tax Reconciliation Report

For the year ended 30 June 2022

Tax Return Label	Date	Account Code	Account Name	Amount \$
H2 - Expenses - SMSF auditor fee non deductible				
	10/07/2021	30700	Auditor's Remuneration	550.00
Sub-Total				550.00
Ignore Cents				0.00
Total				550.00
J2 - Expenses - Management and administration expenses non deductible				
	11/11/2021	30400	ATO Supervisory Levy	259.00
	25/10/2021	30100	Accountancy Fees	1,150.00
Sub-Total				1,409.00
Ignore Cents				0.00
Total				1,409.00
Y - TOTAL NON DEDUCTIBLE EXPENSES				
				1,959.00
Sub-Total				1,959.00
Ignore Cents				0.00
Total				1,959.00
Z - TOTAL SMSF EXPENSES				
				1,959.00
Sub-Total				1,959.00
Ignore Cents				0.00
Total				1,959.00
C1 - Foreign income tax offset				
	30/06/2022	23800/STW.AX	Spdr S&p/asx 200 Fund	1.19
	30/06/2022	23800/PLA0004AU10	Platinum Asia Fund	25.52
	30/06/2022	23800/PLA0005AU5	Platinum International Health Care	14.66
			Adjustment	(41.37)
Sub-Total				0.00
Ignore Cents				0.00
Total				0.00
E1 - Complying fund's franking credits tax offset				
	02/07/2021	23900/NAB.AX	National Australia Bank Limited	232.97
	16/09/2021	23900/PTM.AX	Platinum Asset Management Limited	102.86
	16/09/2021	23900/PAI.AX	Platinum Asia Investments Limited - Ordinary Fully Paid	221.43
	17/09/2021	23900/IPH.AX	IPH Limited	114.12
	21/09/2021	23900/BHP.AX	BHP Group Limited	698.21
	22/09/2021	23900/CGF.AX	Challenger Limited	150.26
	22/09/2021	23900/EDV.AX	Endeavour Group Limited	9.33
	23/09/2021	23900/RIO.AX	RIO Tinto Limited	1,524.47
	29/09/2021	23900/CBA.AXW	Commonwealth Bank Of Australia.	149.14
	30/09/2021	23900/MPL.AX	Medibank Private Limited	217.53
	08/10/2021	23900/WOW.AX	Woolworths Group Limited	73.31

Pyro Superannuation Fund

Tax Reconciliation Report

For the year ended 30 June 2022

Tax Return Label	Date	Account Code	Account Name	Amount \$
E1 - Complying fund's franking credits tax offset				
	18/11/2021	23900/BOQ.AX	Bank Of Queensland Limited.	160.95
	15/12/2021	23900/NAB.AX	National Australia Bank Limited	260.15
	18/03/2022	23900/PTM.AX	Platinum Asset Management Limited	85.71
	18/03/2022	23900/PAI.AX	Platinum Asia Investments Limited - Ordinary Fully Paid	97.02
	18/03/2022	23900/IPH.AX	IPH Limited	108.55
	22/03/2022	23900/CGF.AX	Challenger Limited	164.57
	24/03/2022	23900/MPL.AX	Medibank Private Limited	192.31
	28/03/2022	23900/BHP.AX	BHP Group Limited	535.00
	28/03/2022	23900/EDV.AX	Endeavour Group Limited	16.66
	30/03/2022	23900/CBA.AXW	Commonwealth Bank Of Australia.	130.50
	13/04/2022	23900/WOW.AX	Woolworths Group Limited	51.98
	21/04/2022	23900/RIO.AX	RIO Tinto Limited	1,329.47
	26/05/2022	23900/BOQ.AX	Bank Of Queensland Limited.	160.95
	01/06/2022	23900/BHP.AX	BHP Group Limited	1,377.46
	30/06/2022	23800/STW.AX	Spdr S&p/asx 200 Fund	910.33
Sub-Total				9,075.24
Ignore Cents				0.00
Total				9,075.24
E - Refundable tax offsets				
				9,075.24
Sub-Total				9,075.24
Ignore Cents				0.00
Total				9,075.24
I - Remainder of refundable tax offsets				
				9,075.24
Sub-Total				9,075.24
Ignore Cents				0.00
Total				9,075.24
L - Supervisory levy				
				259.00
Sub-Total				259.00
Ignore Cents				0.00
Total				259.00
S - AMOUNT DUE OR REFUNDABLE				
				(8,816.24)
Sub-Total				(8,816.24)
Ignore Cents				0.00
Total				(8,816.24)



Income tax 551

Date generated	17 January 2023
Overdue	\$0.00
Not yet due	\$0.00
Balance	\$0.00

Transactions

4 results found - from **17 January 2021** to **17 January 2023** sorted by **processed date** ordered **newest to oldest**

Processed date	Effective date	Description	Debit (DR)	Credit (CR)	Balance
8 Nov 2021	11 Nov 2021	EFT refund for Income Tax for the period from 01 Jul 20 to 30 Jun 21	\$4,406.01		\$0.00
8 Nov 2021	8 Nov 2021	Tax return Self Man Superfund - Income Tax for the period from 01 Jul 20 to 30 Jun 21		\$4,406.01	\$4,406.01 CR
9 Apr 2021	14 Apr 2021	EFT refund for Income Tax for the period from 01 Jul 19 to 30 Jun 20	\$5,111.77		\$0.00
9 Apr 2021	9 Apr 2021	Tax return Self Man Superfund - Income Tax for the period from 01 Jul 19 to 30 Jun 20		\$5,111.77	\$5,111.77 CR

A - Financial Statements

2022 Financial Year

Preparer nicagomez2@gmail.com

Reviewer Steven Lee

Status Completed

Supporting Documents

No supporting documents

Standard Checklist

- Attach copy of Financial Statements
- Attach copy of SMSF Annual Return

B - Permanent Documents

2022 Financial Year

Preparer nicagomez2@gmail.com

Reviewer Steven Lee

Status Completed

Supporting Documents

- Fund Summary Report Report

Standard Checklist

- Attach latest copy of ASIC annual company statement (if corporate trustee)
- Ensure latest copies of ATO Trustee Declarations and ATO confirmation that the fund is a regulated fund is attached
- Ensure latest copies of trustee consents, member consents and registers are attached
- Ensure latest copy of trust deed (including amendments) are attached
- Use [Australian Business Register](#) to ensure details are correct
- Use [Super Fund Lookup](#) to check the eligibility to receive rollovers and contributions

Pyro Superannuation Fund

Fund Summary Report

As at 30/06/2022

C - Other Documents

2022 Financial Year

Preparer nicagomez2@gmail.com

Reviewer Steven Lee

Status Completed

Supporting Documents

- PYRO Invstmnt Strtgy FY22 - signed.pdf

Standard Checklist

- Attach copy of any SOAs issued during the Financial Year
- Attach copy of Investment Strategy
- Attach signed Engagement Letter
- Attach signed Trustee Representation Letter
- Attach Trustee Minutes prepared during the year

PYRO Superannuation Fund (“the fund”)

Investment Strategy

Minutes of the Meeting of the Trustees

Venue	Trustees Residence
Date	1 July 2021
Present	Bryan Patrick Dwyer Cecilia Dwyer
Chair	Bryan Patrick Dwyer

Investment objectives

1 **Resolved** that the fund have the following investment objectives:

- an investment return in excess of inflation, that is, in excess of the Consumer Price Index (All Groups Weighted Average);
- to hold assets in a form to enable the fund to discharge existing and future liabilities in a manner which satisfies the members.

Investment objectives strategy

2 **Resolved** that the fund will have the ability to invest in the following areas:

- direct equities and stocks, including participation in dividend reinvestment programs [DRP] and rights issues or any other similar investments offered;
- property trusts and associated investments;
- managed investments and associated products;
- direct property investments; and
- any other investment that is legal under the laws of the Commonwealth of Australia and its States and Territories.

3 **Resolved** that in determining this strategy, the trustees will consider, in respect of each of the fund’s investments, the aspects of the investment being in accordance with the fund’s investment objectives and relevant legislation.


4 Further, the trustees will consider in respect of each investment, the risk to the fund and its members of acquiring it, the diversification of the investment vis-à-vis all of the other investments owned by the fund, the liquidity requirements of the fund in meeting its liabilities and the effect that this investment will have on those requirements and all matters relating to the prudential nature of the investment after having assessed the entire financial position of the members.

5 The trustees will ensure that all the fund’s investments are monitored and continue to comply with this strategy and the relevant legislation. The trustees reserve the right to alter this strategy at any time.

6 The trustees have considered the death and disability insurance needs of each member and are satisfied that the current covers are appropriate.

7 The trustees have reviewed the investment strategy and agree that it continues to satisfy the objectives of the fund.

Signed as a true record of the meeting

Chairperson: 
Bryan Patrick Dwyer

Date: ____ 1 July 2021 ____

D - Pension Documentation

2022 Financial Year

Preparer nicagomez2@gmail.com

Reviewer Steven Lee

Status Completed

Supporting Documents

- Transfer Balance Account Summary Report
- Pension Summary Report Report

Standard Checklist

- Attach Actuarial Certificate
- Attach documentation supporting any pensions commenced during the financial year
- Attach documentation supporting any pensions commuted during the financial year
- Ensure correct Transfer Balance Account Reports have been lodged with the ATO

Pyro Superannuation Fund
Pension Summary

As at 30 June 2022

Member Name : Dwyer, Bryan

Member Age : 71* (Date of Birth : Provided)

Member Code	Pension Type	Pension Start Date	Tax Free	Min / PF	Minimum	Maximum	Gross Pension Payments	PAYG	Net Pension Payment	Amount to reach Minimum
DWYBRY 00001P	Account Based Pension	01/07/2011	0.14%	2.50%	\$2,420.00*	N/A	\$2,420.00	\$0.00	\$2,420.00	\$0.00

*COVID-19 50% reduction has been applied to the minimum pension amount.

DWYBRY 00007P	Account Based Pension	05/12/2013	100.00 %	2.50%	\$6,070.00*	N/A	\$6,070.00	\$0.00	\$6,070.00	\$0.00
---------------	-----------------------	------------	----------	-------	-------------	-----	------------	--------	------------	--------

*COVID-19 50% reduction has been applied to the minimum pension amount.

DWYBRY 00011P	Account Based Pension	28/02/2014	20.61%	2.50%	\$810.00*	N/A	\$810.00	\$0.00	\$810.00	\$0.00
---------------	-----------------------	------------	--------	-------	-----------	-----	----------	--------	----------	--------

*COVID-19 50% reduction has been applied to the minimum pension amount.

DWYBRY 00013P	Account Based Pension	02/10/2019	0.00%	2.50%	\$240.00*	N/A	\$340.00	\$0.00	\$340.00	NIL
---------------	-----------------------	------------	-------	-------	-----------	-----	----------	--------	----------	-----

*COVID-19 50% reduction has been applied to the minimum pension amount.

DWYBRY 00014P	Account Based Pension	08/04/2020	100.00 %	2.50%	\$1,630.00*	N/A	\$1,630.00	\$0.00	\$1,630.00	\$0.00
---------------	-----------------------	------------	----------	-------	-------------	-----	------------	--------	------------	--------

*COVID-19 50% reduction has been applied to the minimum pension amount.

					\$11,170.00	\$0.00	\$11,270.00	\$0.00	\$11,270.00	\$0.00
--	--	--	--	--	--------------------	---------------	--------------------	---------------	--------------------	---------------

Member Name : Dwyer, Cecilia

Member Age : 68* (Date of Birth : Provided)

Member Code	Pension Type	Pension Start Date	Tax Free	Min / PF	Minimum	Maximum	Gross Pension	PAYG	Net Pension Payment	Amount to reach Minimum
-------------	--------------	--------------------	----------	----------	---------	---------	---------------	------	---------------------	-------------------------

Pyro Superannuation Fund
Pension Summary

As at 30 June 2022

							Payments			
DWYCEC 00001P	Account Based Pension	01/07/2013	73.59%	2.50%	\$110.00*	N/A	\$110.00	\$0.00	\$110.00	\$0.00

*COVID-19 50% reduction has been applied to the minimum pension amount.

DWYCEC 00003P	Account Based Pension	01/07/2016	0.00%	2.50%	\$40.00*	N/A	\$40.00	\$0.00	\$40.00	\$0.00
------------------	-----------------------------	------------	-------	-------	----------	-----	---------	--------	---------	--------

*COVID-19 50% reduction has been applied to the minimum pension amount.

DWYCEC 00004P	Account Based Pension	25/08/2016	100.00 %	2.50%	\$0.00	N/A	\$0.00	\$0.00	\$0.00	NIL
------------------	-----------------------------	------------	-------------	-------	--------	-----	--------	--------	--------	-----

DWYCEC 00005P	Account Based Pension	02/11/2016	0.00%	2.50%	\$10.00*	N/A	\$20.00	\$0.00	\$20.00	NIL
------------------	-----------------------------	------------	-------	-------	----------	-----	---------	--------	---------	-----

*COVID-19 50% reduction has been applied to the minimum pension amount.

DWYCEC 00006P	Account Based Pension	25/10/2019	32.58%	2.50%	\$30.00*	N/A	\$30.00	\$0.00	\$30.00	\$0.00
------------------	-----------------------------	------------	--------	-------	----------	-----	---------	--------	---------	--------

*COVID-19 50% reduction has been applied to the minimum pension amount.

DWYCEC 00007P	Account Based Pension	08/04/2020	100.00 %	2.50%	\$1,630.00*	N/A	\$1,630.00	\$0.00	\$1,630.00	\$0.00
------------------	-----------------------------	------------	-------------	-------	-------------	-----	------------	--------	------------	--------

*COVID-19 50% reduction has been applied to the minimum pension amount.

					\$1,820.00	\$0.00	\$1,830.00	\$0.00	\$1,830.00	\$0.00
--	--	--	--	--	------------	--------	------------	--------	------------	--------

Total :

					\$12,990.00	\$0.00	\$13,100.00	\$0.00	\$13,100.00	\$0.00
--	--	--	--	--	-------------	--------	-------------	--------	-------------	--------

*Age as at 01/07/2021 or pension start date for new pensions.

Pyro Superannuation Fund

Transfer Balance Account Summary

For The Period 01 July 2021 - 30 June 2022

Member	Pension Type	Date	Lodgment Date	Transaction Type	Event Type	Debit	Credit	Balance	Cap Limit	Remaining Cap
--------	--------------	------	---------------	------------------	------------	-------	--------	---------	-----------	---------------

Bryan Dwyer

Cecilia Dwyer

E - Estate Planning

2022 Financial Year

Preparer nicagomez2@gmail.com

Reviewer Steven Lee

Status Completed

Supporting Documents

No supporting documents

Standard Checklist

- Attach Death Benefit Nominations (if applicable)
- Attach Life Insurance Policies (if applicable)
- Attach Reversionary Pension documentation (if applicable)
- Attach SMSF Will (if applicable)
- Review current Estate planning to ensure it matches wishes of members