

From First to Last by Account
Options: Not summarised, Excluding NIL Balances
From 01/07/2018 To 30/06/2019

Client Code: MIL202

Last Year	Account	Description	Debit	Credit
	197	Managed fund distributions		
(138.22)	19705	Advance international sharemarket fund		141.85
(6946.86)	19710	APN property for income fund		7981.92
(10459.02)	19720	Colonial imputation fund		10034.58
(4781.78)	19725	Colonial property securities fund		3024.10
(10211.85)	19760	Perpetual industrial share fund		10432.52
(5023.41)	199	Interest received		3200.79
	204	Changes in net market values of other assets		
(33871.49)	20404	Managed funds		3671.56
-	20434	Managed funds		27958.38
4290.00	301	Administration costs	4620.00	
30.00	309	Bank charges	-	
307.00	364	Filing fees	312.00	
	550	SUPERANNUATION FUND		
(66805.63)	55002	Profit Earned This Year	-	
66805.63	55003	Distribution to Members	61513.70	
	551	DAVID MILLER		
(618408.36)	55101	Balance at beginning of year		624029.40
(43014.63)	55102	Allocated earnings		39931.80
(2606.42)	55105	Income tax expense on earnings		3808.81
40000.00	55115	Benefits paid during year	40000.00	
	552	MARGARET ANN MILLER		
(342036.06)	55201	Balance at beginning of year		337268.66
(23791.00)	55202	Allocated earnings		21581.90
(1441.60)	55205	Income tax expense on earnings		2058.55
30000.00	55215	Benefits paid during year	30000.00	
252138.09	680	Cash at bank	323776.14	
	799	Managed funds		
106402.45	79905	Advance international sharemarket fund	-	
148824.45	79910	APN property for income fund	156985.69	
158601.21	79920	Colonial imputation fund	161735.30	
152018.30	79925	Colonial property securities fund	176936.14	
139265.55	79960	Perpetual industrial share fund	133378.50	
4048.02	904	Provision for income tax	5867.35	
	999	Jobstream Selection Account		
22.00	99901	Jobstream Selection Account	22.00	

Client Code: MIL202
Options: Not summarised, Excluding NIL Balances
From 01/07/2018 To 30/06/2019

Last Year	Account	Description	Debit	Credit
(22.00)	99999	Clearing balance		22.00
<u>(66805.63)</u>		Total	<u>1095146.82</u>	<u>1095146.82</u>

NET PROFIT THIS YEAR 61513.70
NET PROFIT LAST YEAR 66805.63

No. of Accounts: 30
No. of Entries: 49

Client Code: MIL202 From First to Last by Account
From 01/07/2018 To 30/06/2019

Date	Type Gp	Ref.	Debit	Credit	Balance
197	Managed fund distributions				
19705	Advance international sharemarket fund				
					LY Closing Balance (138.22)
30/06/2019	Jnl	1		141.85	(141.85)
					cash receipts & pmts for the year
			Closing Balance 0.00	141.85	(141.85)
19710	APN property for income fund				
					LY Closing Balance (6946.86)
30/06/2019	Jnl	1		7981.92	(7981.92)
					cash receipts & pmts for the year
			Closing Balance 0.00	7981.92	(7981.92)
19720	Colonial imputation fund				
					LY Closing Balance (10459.02)
30/06/2019	Jnl	1		10034.58	(10034.58)
					cash receipts & pmts for the year
			Closing Balance 0.00	10034.58	(10034.58)
19725	Colonial property securities fund				
					LY Closing Balance (4781.78)
30/06/2019	Jnl	1		3024.10	(3024.10)
					cash receipts & pmts for the year
			Closing Balance 0.00	3024.10	(3024.10)
19760	Perpetual industrial share fund				
					LY Closing Balance (10211.85)
30/06/2019	Jnl	1		10432.52	(10432.52)
					cash receipts & pmts for the year
			Closing Balance 0.00	10432.52	(10432.52)
199	Interest received				
					LY Closing Balance (5023.41)
30/06/2019	Jnl	1		3200.79	(3200.79)
					cash receipts & pmts for the year
			Closing Balance 0.00	3200.79	(3200.79)
204	Changes in net market values of other assets				
20404	Managed funds				
					LY Closing Balance (33871.49)
30/06/2019	Jnl	2		3671.56	(3671.56)
					revaluation of investments to market value at year end

Client Code: MIL202
From First to Last by Account
From 01/07/2018 To 30/06/2019

Date	Type	Gp	Ref.	Debit	Credit	Balance
Closing Balance				0.00	3671.56	(3671.56)
20434						
						Managed funds
LY Closing Balance						0.00
30/06/2019	Jnl		3		27958.38	(27958.38)
						profit on disposal of investments during the year
Closing Balance				0.00	27958.38	(27958.38)
301						
						Administration costs
LY Closing Balance						4290.00
30/06/2019	Jnl		1	330.00		330.00
						cash receipts & pmts for the year
30/06/2019	Jnl		1	2750.00		3080.00
						cash receipts & pmts for the year
30/06/2019	Jnl		1	1540.00		4620.00
						cash receipts & pmts for the year
Closing Balance				4620.00	0.00	4620.00
364						
						Filing fees
LY Closing Balance						307.00
30/06/2019	Jnl		1	53.00		53.00
						cash receipts & pmts for the year
30/06/2019	Jnl		1	259.00		312.00
						cash receipts & pmts for the year
Closing Balance				312.00	0.00	312.00
550						
						SUPERANNUATION FUND
55001						
						Unallocated Benefits Brought Forward
Opening Balance						0.00
01/07/2018	Jnl				66805.63	(66805.63)
						Year end balance forward
01/07/2018	Jnl			66805.63		0.00
						Year end balance forward
Closing Balance				66805.63	66805.63	0.00
55002						
						Profit Earned This Year
Opening Balance						(66805.63)
01/07/2018	Jnl			66805.63		0.00
						Year end balance forward : Profit distribution
Closing Balance				66805.63	0.00	0.00

Client Code: MIL202 From First to Last by Account
From 01/07/2018 To 30/06/2019

Date	Type Gp	Ref.	Debit	Credit	Balance
55003 Distribution to Members					
					Opening Balance 66805.63
01/07/2018	Jnl			66805.63	0.00
					Year end balance forward
30/06/2019	Jnl	4	61513.70		61513.70
					allocation of net earnings to members for the year
			Closing Balance 61513.70	66805.63	61513.70
551 DAVID MILLER					
55101 Balance at beginning of year					
					Opening Balance (618408.36)
01/07/2018	Jnl			43014.63	(661422.99)
					Year end balance forward
01/07/2018	Jnl			2606.42	(664029.41)
					Year end balance forward
01/07/2018	Jnl		40000.00		(624029.41)
					Year end balance forward
30/06/2019	Jnl	2		0.01	(624029.42)
					revaluation of investments to market value at year end
30/06/2019	Jnl	3	0.01		(624029.41)
					profit on disposal of investments during the year
30/06/2019	Jnl	5	0.01		(624029.40)
					tax expense for the year
			Closing Balance 40000.02	45621.06	(624029.40)
55102 Allocated earnings					
					Opening Balance (43014.63)
01/07/2018	Jnl		43014.63		0.00
					Year end balance forward
30/06/2019	Jnl	4		39931.80	(39931.80)
					allocation of net earnings to members for the year
			Closing Balance 43014.63	39931.80	(39931.80)
55105 Income tax expense on earnings					
					Opening Balance (2606.42)
01/07/2018	Jnl		2606.42		0.00
					Year end balance forward
30/06/2019	Jnl	5		3808.81	(3808.81)
					tax expense for the year
			Closing Balance 2606.42	3808.81	(3808.81)

Client Code: MIL202
From First to Last by Account
From 01/07/2018 To 30/06/2019

Date	Type Gp	Ref.	Debit	Credit	Balance
55115 Benefits paid during year					
					Opening Balance
					40000.00
01/07/2018	Jnl			40000.00	0.00
					Year end balance forward
30/06/2019	Jnl	1	40000.00		40000.00
					cash receipts & pmts for the year
			Closing Balance	40000.00	40000.00
552 MARGARET ANN MILLER					
55201 Balance at beginning of year					
					Opening Balance
					(342036.06)
01/07/2018	Jnl			23791.00	(365827.06)
					Year end balance forward
01/07/2018	Jnl			1441.60	(367268.66)
					Year end balance forward
01/07/2018	Jnl		30000.00		(337268.66)
					Year end balance forward
			Closing Balance	30000.00	25232.60
				25232.60	(337268.66)
55202 Allocated earnings					
					Opening Balance
					(23791.00)
01/07/2018	Jnl		23791.00		0.00
					Year end balance forward
30/06/2019	Jnl	4		21581.90	(21581.90)
					allocation of net earnings to members for the year
			Closing Balance	23791.00	21581.90
				21581.90	(21581.90)
55205 Income tax expense on earnings					
					Opening Balance
					(1441.60)
01/07/2018	Jnl		1441.60		0.00
					Year end balance forward
30/06/2019	Jnl	5		2058.55	(2058.55)
					tax expense for the year
			Closing Balance	1441.60	2058.55
				2058.55	(2058.55)
55215 Benefits paid during year					
					Opening Balance
					30000.00
01/07/2018	Jnl			30000.00	0.00
					Year end balance forward
30/06/2019	Jnl	1	30000.00		30000.00
					cash receipts & pmts for the year
			Closing Balance	30000.00	30000.00
				30000.00	30000.00

Client Code: MIL202 From First to Last by Account
From 01/07/2018 To 30/06/2019

Date	Type	Gp	Ref.	Debit	Credit	Balance
680						
						Cash at bank
						Opening Balance
						252138.09
30/06/2019	Jnl		1	71638.05		323776.14
						cash receipts & pmts for the year
						Closing Balance
				71638.05	0.00	323776.14
799						Managed funds
79905						Advance international sharemarket fund
						Opening Balance
						106402.45
30/06/2019	Jnl		1		107706.27	(1303.82)
						cash receipts & pmts for the year
30/06/2019	Jnl		2		26654.55	(27958.37)
						revaluation of investments to market value at year end
30/06/2019	Jnl		3	27958.37		0.00
						profit on disposal of investments during the year
						Closing Balance
				27958.37	134360.82	0.00
79910						APN property for income fund
						Opening Balance
						148824.45
30/06/2019	Jnl		2	8161.24		156985.69
						revaluation of investments to market value at year end
						Closing Balance
				8161.24	0.00	156985.69
79920						Colonial imputation fund
						Opening Balance
						158601.21
30/06/2019	Jnl		2	3134.09		161735.30
						revaluation of investments to market value at year end
						Closing Balance
				3134.09	0.00	161735.30
79925						Colonial property securities fund
						Opening Balance
						152018.30
30/06/2019	Jnl		2	24917.84		176936.14
						revaluation of investments to market value at year end
						Closing Balance
				24917.84	0.00	176936.14
79960						Perpetual industrial share fund
						Opening Balance
						139265.55
30/06/2019	Jnl		2		5887.05	133378.50
						revaluation of investments to market value at year end
						Closing Balance
				0.00	5887.05	133378.50

Client Code: MIL202
From First to Last by Account
From 01/07/2018 To 30/06/2019

Date	Type Gp	Ref.	Debit	Credit	Balance
904 Provision for income tax					
	Opening Balance				4048.02
30/06/2019	Jnl	1		4048.02	0.00
	cash receipts & pmts for the year				
30/06/2019	Jnl	5	5867.35		5867.35
	tax expense for the year				
	Closing Balance		5867.35	4048.02	5867.35
999 Jobstream Selection Account					
99901 Jobstream Selection Account					
	Opening Balance				22.00
	Closing Balance		0.00	0.00	22.00
99999 Clearing balance					
	Opening Balance				(22.00)
	Closing Balance		0.00	0.00	(22.00)
	Debits			552587.57	
	Credits			552587.57	
	No. of Accounts			30.00	
	No. of Entries			49.00	

Client Code: MIL202

Date	Type	Grp	Ref	Account	Description	Amount	Bal2	Narration
01/07/2018	Jnl			55002	Profit Earned This Year	66805.63	-	Year end balance forward : Profit distribution
01/07/2018	Jnl			55001	Unallocated Benefits Brought Forward	(66805.63)	-	Year end balance forward
01/07/2018	Jnl			55003	Distribution to Members	(66805.63)	-	Year end balance forward
01/07/2018	Jnl			55001	Unallocated Benefits Brought Forward	66805.63	-	Year end balance forward
01/07/2018	Jnl			55102	Allocated earnings	43014.63	-	Year end balance forward
01/07/2018	Jnl			55101	Balance at beginning of year	(43014.63)	-	Year end balance forward
01/07/2018	Jnl			55105	Income tax expense on earnings	2606.42	-	Year end balance forward
01/07/2018	Jnl			55101	Balance at beginning of year	(2606.42)	-	Year end balance forward
01/07/2018	Jnl			55115	Benefits paid during year	(40000.00)	-	Year end balance forward
01/07/2018	Jnl			55101	Balance at beginning of year	40000.00	-	Year end balance forward
01/07/2018	Jnl			55202	Allocated earnings	23791.00	-	Year end balance forward
01/07/2018	Jnl			55201	Balance at beginning of year	(23791.00)	-	Year end balance forward
01/07/2018	Jnl			55205	Income tax expense on earnings	1441.60	-	Year end balance forward
01/07/2018	Jnl			55201	Balance at beginning of year	(1441.60)	-	Year end balance forward
01/07/2018	Jnl			55215	Benefits paid during year	(30000.00)	-	Year end balance forward
01/07/2018	Jnl			55201	Balance at beginning of year	30000.00	-	Year end balance forward
30/06/2019	Jnl			680	Cash at bank	71638.05	-	Year end balance forward cash receipts & pmts for the year
30/06/2019	Jnl			55215	Benefits paid during year	30000.00	-	cash receipts & pmts for the year
30/06/2019	Jnl			55115	Benefits paid during year	40000.00	-	cash receipts & pmts for the year
30/06/2019	Jnl			364	Filing fees	53.00	-	cash receipts & pmts for the year
30/06/2019	Jnl			301	Administration costs	330.00	-	cash receipts & pmts for the year

Client Code: MIL202

Date	Type	Grp	Ref	Account	Description	Amount	Bal2	Narration
30/06/2019	Jnl	1	1	301	Administration costs	2750.00	-	cash receipts & pmts for the year
30/06/2019	Jnl	1	1	301	Administration costs	1540.00	-	cash receipts & pmts for the year
30/06/2019	Jnl	1	1	199	Interest received	(3200.79)	-	cash receipts & pmts for the year
30/06/2019	Jnl	1	1	904	Provision for income tax	(4048.02)	-	cash receipts & pmts for the year
30/06/2019	Jnl	1	1	364	Filing fees	259.00	-	cash receipts & pmts for the year
30/06/2019	Jnl	1	1	19705	Advance international sharemarket fund	(141.85)	-	cash receipts & pmts for the year
30/06/2019	Jnl	1	1	79905	Advance international sharemarket fund	(107706.27)	-	cash receipts & pmts for the year
30/06/2019	Jnl	1	1	19710	APN property for income fund	(7981.92)	-	cash receipts & pmts for the year
30/06/2019	Jnl	1	1	19720	Colonial imputation fund	(10034.58)	-	cash receipts & pmts for the year
30/06/2019	Jnl	1	1	19725	Colonial property securities fund	(3024.10)	-	cash receipts & pmts for the year
30/06/2019	Jnl	1	1	19760	Perpetual industrial share fund	(10432.52)	-	cash receipts & pmts for the year
30/06/2019	Jnl	2	2	79905	Advance international sharemarket fund	(26654.55)	-	revaluation of investments to market value at year end
30/06/2019	Jnl	2	2	79910	APN property for income fund	8161.24	-	revaluation of investments to market value at year end
30/06/2019	Jnl	2	2	79920	Colonial imputation fund	3134.09	-	revaluation of investments to market value at year end
30/06/2019	Jnl	2	2	79925	Colonial property securities fund	24917.84	-	revaluation of investments to market value at year end

Client Code: MIL202

Date	Type	Grp	Ref	Account	Description	Amount	Bal2	Narration
30/06/2019	Jnl		2	79960	Perpetual industrial share fund	(5887.05)	-	market value at year end
30/06/2019	Jnl		2	20404	Managed funds	(3671.56)	-	revaluation of investments to market value at year end
30/06/2019	Jnl		2	55101	Balance at beginning of year	(0.01)	-	revaluation of investments to market value at year end
30/06/2019	Jnl		3	79905	Advance international sharemarket fund	27958.37	-	profit on disposal of investments during the year
30/06/2019	Jnl		3	20434	Managed funds	(27958.38)	-	profit on disposal of investments during the year
30/06/2019	Jnl		3	55101	Balance at beginning of year	0.01	-	profit on disposal of investments during the year
30/06/2019	Jnl		4	55003	Distribution to Members	61513.70	-	allocation of net earnings to members for the year
30/06/2019	Jnl		4	55102	Allocated earnings	(39931.80)	-	allocation of net earnings to members for the year
30/06/2019	Jnl		4	55202	Allocated earnings	(21581.90)	-	allocation of net earnings to members for the year
30/06/2019	Jnl		5	904	Provision for income tax	5867.35	-	tax expense for the year
30/06/2019	Jnl		5	55105	Income tax expense on earnings	(3808.81)	-	tax expense for the year
30/06/2019	Jnl		5	55205	Income tax expense on earnings	(2058.55)	-	tax expense for the year
30/06/2019	Jnl		5	55101	Balance at beginning of year	0.01	-	tax expense for the year

Debits: 552587.57
Credits: (552587.57)
Total: -

No. Trans: 49

SWT		Client	Balance Date	Prepared By	Reviewed By	Index
		MILLER RETIREMENT FUND	30 JUNE 2019	RMT		
Lead Schedule				Date	Date	A
JOURNAL ENTRIES				24/09/2019		
Sch Ref			G/L CODE	DEBIT	CREDIT	
30/06/2019	Advance international share fund		79905	0.00		
	Managed fund distributions		19705		0.00	
	<i>Being reinvestment of income during the year</i>					
1	Advance international share fund		79905	27,958.38		
	Perpetual monthly income fund		79955	0.00		
	Realised gains		20434		27,958.38	
	<i>Being loss on disposal of investments during the year</i>					
2	Advance international share fund		79905	-26,654.55		
	APN property for income fund		79910	8,161.24		
	Challenger high yield fund		79915	0.00		
	Howards mortgage trust		79918	0.00		
	Colonial imputation fund		79920	3,134.09		
	Colonial property fund		79925	24,917.84		
	CS property fund		79940	0.00		
	Perpetual monthly income fund		79955	0.00		
	Perpetual industrial share fund		79960	-5,887.05		
	Unrealised gains		20404		3,671.56	
	Clearing balance (rounding)		99799	0.01		
	<i>Being revaluation of managed funds to market value at year end</i>					
3	Distribution to members		55003	61,513.70		
	Earnings - DM		55102		39,931.80	
	Earnings - MM		55202		21,581.90	
	<i>Being allocation of net earnings for the year</i>					
4	Tax on conts - DM		55110	0.00		
	Tax on conts - MM		55210	0.00		
	Tax on earnings - DM		55105	-4,504.93		
	Tax on earnings - MM		55205	-2,434.78		
	Provision for tax		90401		-6,939.71	
	Provision for deferred tax		944		0.00	
	<i>Being tax refund due for the 2019 year</i>					
5	Prima facie tax payable		99501	9,227.10		
	Foreign income		99502	37.50		
	Imputed credits		99509	880.05		
	Trust distributions		99522		513.00	
	Unrealised gains on investments		99526		1,608.60	
	Realised gains on investments		99527		1,397.70	
	Member contributions		99525		0.00	
	Exempt pension income		99528		6,625.35	
	Foreign tax credits		99529		0.00	
	Imputation credits		99530		5,867.35	
	Clearing balance		99599		-5,867.35	
	<i>Being tax note entries for the year</i>					
6	Clearing balance		99799	2,876,052.17		
	Vested benefits - DM		99702		627,770.26	
	Preserved benefits - DM		99703		627,770.26	
	Death benefits - DM		99704		627,770.26	
	Earnings rate - DM		99705		7.01	
	Vested benefits - MM		99707		330,909.12	
	Preserved benefits - MM		99712		330,909.12	
	Death benefits - MM		99714		330,909.12	
	Earnings rate - MM		99715		7.01	
	<i>Being members acct note entries for the year</i>					

SWT	Client: MILLER RETIREMENT FUND	Balance Date 30 JUNE 2019	Prepared By RMT	Reviewed By	Index
	Lead Schedule CONTRIBUTIONS	Date 24/09/2019	Date	B	
	Sch Ref	Notes	Final	Last Year	
TAXABLE CONTRIBUTIONS					
<u>MEMBER CONTRIBUTIONS - S.82AAT</u>					
DAVID MILLER		PER CONTRIBUTIONS WORKSHEET	0.00	0.00	
MARGARET ANN MILLER		PER CONTRIBUTIONS WORKSHEET	0.00	0.00	
MEMBER NO. 3		PER CONTRIBUTIONS WORKSHEET	0.00	0.00	
MEMBER NO. 4		PER CONTRIBUTIONS WORKSHEET	0.00	0.00	
			\$0.00	\$0.00	
<u>EMPLOYER CONTRIBUTIONS</u>					
DAVID MILLER		MT RAE	0.00	0.00	
MARGARET ANN MILLER		MT RAE	0.00	0.00	
MEMBER NO. 3		MT RAE	0.00	0.00	
MEMBER NO. 4		MT RAE	0.00	0.00	
			\$0.00	\$0.00	
TOTAL TAXABLE CONTRIBUTIONS					
			\$0.00	\$0.00	
NON TAXABLE CONTRIBUTIONS					
<u>MEMBER CONTRIBUTIONS</u>					
DAVID MILLER		PER CONTRIBUTIONS WORKSHEET	0.00	0.00	
MARGARET ANN MILLER		PER CONTRIBUTIONS WORKSHEET	0.00	0.00	
MEMBER NO. 3		PER CONTRIBUTIONS WORKSHEET	0.00	0.00	
MEMBER NO. 4		PER CONTRIBUTIONS WORKSHEET	0.00	0.00	
			\$0.00	\$0.00	
TOTAL CONTRIBUTIONS					
			\$0.00	\$0.00	
Notes	<p>1. S.82AAT contributions are for self employed persons These contributions required minutes and member notices</p> <p>2. Members may have multiple employers A detailed schedule should be prepared for each employer</p> <p>3. Non taxable contributions will consist of undeducted contributions and non taxable portion of s.82AAT contributions. Minutes and member notices to be referred to.</p>			KEY: P = Agreed to last years accounts G/L = Agreed to Trial Balance ^ = Additions checked F = Agreed to final accounts	

MILLER RETIREMENT FUND
MEMBERS ACCOUNTS
AS AT 30 JUNE 2019

EMPLOYERS CONTRIBUTIONS MT RAE	DAVID MILLER	MARGARET MILLER	MEMBER NO 3	MEMBER NO 4	TOTAL
JULY 2013	0.00	0.00	0.00	0.00	0.00
AUGUST 2013	0.00	0.00	0.00	0.00	0.00
SEPTEMBER 2013	0.00	0.00	0.00	0.00	0.00
OCTOBER 2013	0.00	0.00	0.00	0.00	0.00
NOVEMBER 2013	0.00	0.00	0.00	0.00	0.00
DECEMBER 2013	0.00	0.00	0.00	0.00	0.00
JANUARY 2014	0.00	0.00	0.00	0.00	0.00
FEBRUARY 2014	0.00	0.00	0.00	0.00	0.00
MARCH 2014	0.00	0.00	0.00	0.00	0.00
APRIL 2014	0.00	0.00	0.00	0.00	0.00
MAY 2014	0.00	0.00	0.00	0.00	0.00
JUNE 2014	0.00	0.00	0.00	0.00	0.00
TOTAL EMPLOYER CONTRIBUTIONS	0.00	0.00	0.00	0.00	0.00

MILLER RETIREMENT FUND
MEMBERS ACCOUNTS
AS AT 30 JUNE 2019

MEMBERS CONTRIBUTIONS	DAVID MILLER	MARGARET MILLER	MEMBER NO 3	MEMBER NO 4	TOTAL
S.82AAT CONTRIBUTION (SHARES)	0.00	0.00	0.00	0.00	0.00
CASH CONTRIBUTIONS	0.00	0.00	0.00	0.00	0.00
ATO CO CONTRIBUTIONS	0.00	0.00	0.00	0.00	0.00
TOTAL MEMBER CONTRIBUTIONS	0.00	0.00	0.00	0.00	0.00
REPRESENTED BY:					
NON CONCESSIONAL CONTRIBUTIONS	0.00	0.00	0.00	0.00	0.00
CONCESSIONAL CONTRIBUTIONS	0.00	0.00	0.00	0.00	0.00
TOTAL MEMBER CONTRIBUTIONS	0.00	0.00	0.00	0.00	0.00

SWT	Client: MILLER RETIREMENT FUND	Balance Date 30 JUNE 2019	Prepared By RMT	Reviewed By	Index
	Lead Schedule TRANSFERS		Date 24/09/2019	Date	C
	Sch Ref	Notes	Final	Last Year	
TRANSFER IN					
DAVID MILLER		MACQUARIE ROLLOVER FUND	0.00	0.00	
MARGARET ANN MILLER		CATHOLIC SUPER FUND	0.00	0.00	
MEMBER NO. 3		PER ETP DETAILS	0.00	0.00	
MEMBER NO. 4		PER ETP DETAILS	0.00	0.00	
TOTAL TRANSFERS IN			\$0.00	\$0.00	
TRANSFERS OUT					
DAVID MILLER		REFER ETP DOCUMENTS & MEMBERS ACCOUNT DETAILS	0.00	0.00	
MARGARET ANN MILLER		REFER ETP DOCUMENTS & MEMBERS ACCOUNT DETAILS	0.00	0.00	
MEMBER NO. 3		REFER ETP DOCUMENTS & MEMBERS ACCOUNT DETAILS	0.00	0.00	
MEMBER NO. 4		REFER ETP DOCUMENTS & MEMBERS ACCOUNT DETAILS	0.00	0.00	
TOTAL TRANSFERS OUT			\$0.00	\$0.00	
Notes	1. All transfers agreed to members account schedules 2. Transfers in agreed to rollover notices from previous super provider 3. Transfers out agreed to rollover notices, ETP statements and minutes 4. Trustee must ensure transfers to other super funds are complying funds		KEY: P = Agreed to last years accounts G/L = Agreed to Trial Balance ^ = Additions checked F = Agreed to final accounts		

MILLER RETIREMENT FUND
 BENEFITS TRANSFERRED IN
 AS AT 30 JUNE 2019

BENEFITS TRANSFERRED IN	DAVID MILLER	MARGARET MILLER	MEMBER NO 3	MEMBER NO 4	TOTAL
MACQUARIE ROLLOVER FUND	0.00	0.00	0.00	0.00	0.00
CATHOLIC SUPER FUND	0.00	0.00	0.00	0.00	0.00
TOTAL BENEFITS TRANSFERRED IN	0.00	0.00	0.00	0.00	0.00
REPRESENTED BY:					
CONTRIBUTIONS SEGMENT	0.00	0.00	0.00	0.00	0.00
CRYSTALLISED SEGMENT	0.00	0.00	0.00	0.00	0.00
TAXABLE COMPONENT	0.00	0.00	0.00	0.00	0.00
TOTAL BENEFITS TRANSFERRED IN	0.00	0.00	0.00	0.00	0.00

SWT	Client MILLER RETIREMENT FUND	Balance Date 30 JUNE 2019	Prepared By RMT	Reviewed By	Index
Lead Schedule INVESTMENT REVENUE			Date 24/09/2019	Date	D
	Sch Ref	Notes	Final	Last Year	
DIVIDEND INCOME					
		PER SOL 6 IRS	0.00	0.00	
		TOTAL DIVIDEND INCOME	\$0.00	\$0.00	
MANAGED FUND DISTRIBUTIONS					
		ADVANCE IMPUTATION FUND	0.00	0.00	
		ADVANCE INTERNATIONAL FUND	141.85	138.22	
		APN PROPERTY FOR INCOME FUND	7,981.92	6,946.86	
		CHALLENGER HIGH YIELD FUND	0.00	0.00	
		HOWARDS MORTGAGE TRUST	0.00	0.00	
		COLONIAL IMPUTATION FUND	10,034.58	10,459.02	
		COLONIAL PROPERTY SECURITIES FUND	3,024.10	4,781.78	
		COLONIAL GEARED SHARE FUND	0.00	0.00	
		CREDIT SUISSE PROPERTY FUND	0.00	0.00	
		CREDIT SUISSE INTERNATIONAL FUND	0.00	0.00	
		ING TAX EFFECTIVE INCOME TRUST	0.00	0.00	
		PERPETUAL MONTHLY INCOME FUND	0.00	0.00	
		PERPETUAL INDUSTRIAL SHARE FUND	10,432.52	10,211.85	
		FIDELITY PERPETUAL INTERNATIONAL FUND	0.00	0.00	
		PERPETUAL IC SMALLER COYS FUND	0.00	0.00	
		TOTAL MANAGED FUND DISTRIBUTIONS	\$31,614.97	\$32,537.73	
INTEREST REVENUE					
		MACQUARIE CMT ATO	A/C NO: 121 231 112 3,200.79 0.00	5,023.41 0.00	
		TOTAL INTEREST REVENUE	\$3,200.79	\$5,023.41	
RENTAL REVENUE					
		LIST ADDRESS	0.00	0.00	
		TOTAL RENTAL REVENUE	\$0.00	\$0.00	
REALISED GAINS					
		LISTED EQUITIES	PER SOL 6 IRS 0.00	0.00	
		MANAGED FUNDS	PER INVESTMENT WORKSHEET 27,958.38	0.00	
		OTHER	PER INVESTMENT WORKSHEET 0.00	0.00	
		TOTAL REALISED GAINS	\$27,958.38	\$0.00	
UNREALISED GAINS					
		LISTED EQUITIES	PER SOL 6 IRS 0.00	0.00	
		MANAGED FUNDS	PER INVESTMENT WORKSHEET 3,671.56	33,871.49	
		OTHER	PER INVESTMENT WORKSHEET 0.00	0.00	
		TOTAL UNREALISED GAINS	\$3,671.56	\$33,871.49	
		TOTAL INVESTMENT REVENUE	\$66,445.70	\$71,432.63	
Notes	1. Source documents to be cross referenced to lead schedules in all circumstances 2. Summary spreadsheets may be used to consolidate multiple source document information			KEY: P = Agreed to last years accounts G/L = Agreed to Trial Balance ^ = Additions checked F = Agreed to final accounts	

Please note:

- Your Tax Statement forms a payment summary for the purpose of the Taxation Administration Act 1953. Please retain your Tax Statement for income tax purposes.
- No details are provided for funds that did not distribute over the financial year.

If you are an individual and you require help with completing your Australian tax return, please refer to the copy of 'A guide to your 2018-2019 Advance Tax Statement' which can be downloaded from the Regulatory updates section of advance.com.au. If you are completing your tax return online, you can download a copy of 'A guide to your 2018-2019 Advance Tax Statement (e-tax)' from the Regulatory updates section of advance.com.au.

Tax components by Fund

	Distributions Received	Tax Offsets	Taxable Income
Advance Alliance Investment Funds			
Adv Int Sharemarket - AMMA Statement			
Non-primary production income			
Interest (subject to non-resident WHT)	\$1.90		\$1.90
Other income	\$15.35		\$15.35
			\$17.25
Franked dividends	\$0.00	\$4.24	\$4.24
Foreign income	\$124.60	\$85.15	\$209.75
Total distributions	\$141.85		

Statement information

Advance Asset Management Limited (ABN 98 002 538 329, AFS Licence No. 240902)

Adv Int Sharemarket

The Responsible Entity listed above (referred to as the 'company') has issued this statement. The company is part of the Westpac Group. An investment in any of the funds shown on this statement is not a deposit with, or any other liability of, the Westpac Banking Corporation (ABN 33 007 457 141) or any other company in the Westpac group of companies. It is subject to investment risk, including delays in repayment or loss of income and principal invested. None of Westpac Banking Corporation or its related entities stands behind or otherwise guarantees the capital value or investment performance of any fund offered by the 'company'.

APN | Property Group

24 July 2019

Mt Rae Investments Pty Ltd
 ATF Miller Retirement Fund
 c/o Integrity Financial Planners Pty Ltd
 GPO Box 7019
 SYDNEY NSW 2001

Correspondence to:
 PO Box 18011
 Melbourne Collins Street East
 Victoria 3003

Attribution Managed Investment Trust Member Annual Statement for the year ended 30 June 2019
 APN Property for Income Fund | (ARSN 090 467 208) Investor number: 10024958

Part A: Your details

Australian tax file number (TFN)	Provided
Country of tax residency	Australia

Part B: Summary of 2019 tax return (supplementary section) items

Tax return for individuals (supplementary section)	Tax return	Total amount (\$)
Share of net income from trusts, including unfranked dividends less net capital gains, foreign income and franked distributions	13U	398.43
Franked distributions from trusts	13C	537.47
Share of franking credit from franked dividends	13Q	161.24
Share of credit for tax file number amounts withheld from unit trust distributions	13R	--
Net capital gain	18A	--
Total current year capital gains (grossed up amount)	18H	--
Assessable foreign source income	20E	405.74
Other net foreign source income	20M	405.74
Foreign income tax offsets	20O	0.49

Part C AMMA: Components of an Attribution

Table 1: Australian income

	Attribution (\$)	Tax Paid (\$)
Interest	194.88	
Dividends – unfranked amount	46.06	
Other taxable Australian income	157.48	
Total Non-primary production income	398.43	
Dividends: Franked amount (grossed up) (Franked distributions)	537.47	161.24

Table 2: Capital gains

	Attribution (\$)
Capital gains discount - Taxable Australian property	--
Capital gains discount - Non-Taxable Australian property	--
Capital gains other - Taxable Australian property	--
Capital gains other - Non-Taxable Australian property	--
Net capital gain	--
AMIT CGT gross up amount	--
Total capital gains	--

Table 3: Foreign income

	Attribution (\$)	Tax offset (\$)
Other net foreign source income	405.74	0.49
Assessable foreign source income	405.74	0.49
Total foreign income (C)	405.74	0.49

Table 4: Other non-attributable amounts (includes tax-deferred)

	Amount (\$)
Other non-attributable amounts (includes tax-deferred)*	6,640.29

Table 5: Cash distribution details

	Amount (\$)
Gross cash distribution	7,981.92
TFN amounts withheld	--
Net cash distribution	7,981.92

Table 6: Cost base details

	Amount (\$)
AMIT cost base net amount - excess* (reduction in cost base)	(6,802.02)
AMIT cost base net amount - shortfall* (increase in cost base)	--

Please retain this statement for income tax purposes. A guide to your 2019 return information is enclosed for your information. Totals and balances may not add due to rounding.

* Tax-free amounts and tax-deferred amounts (including returns of capital) are included in Other non-attributable amounts and reflected in the calculation for AMIT cost base net amount – excess or shortfall shown in Table 6.

Attribution managed investment trust member annual statement (AMMA)

Part C

Components of attribution

Investment option: Imputation Fund(FSF0013AU)

	Cash distribution (\$)	Tax paid/Franking credit (\$)	Attribution (\$)
Australian income			
Dividends - unfranked not CFI	110.37		110.37
Dividends - unfranked CFI	223.94		223.94
Interest	62.93		62.93
Interest exempt from non-resident withholding	0.00		0.00
Other income	9.29		9.29
Non-primary production income	406.53		406.53
Dividends - franked amount	3,977.70	2,763.96	6,741.66
Capital gains			
Discounted capital gain TAP	2.38		2.38
Discounted capital gain NTAP	2,785.51		2,785.51
Capital gains - other TAP	0.00		0.00
Capital gains - other NTAP	0.00		0.00
Capital gain	2,787.89		2,787.89
CGT gross-up amount (AMIT)			2,787.89
Other capital gains distribution (AMIT)	2,787.89		
Total current year capital gains	5,575.78		5,575.78
Foreign income			
Other net foreign source income	60.33	22.48	82.81
Assessable foreign income	60.33	22.48	82.81
Australian franking credits from a New Zealand franking company		0.00	0.00
CFC income	0.00		0.00
Total foreign income	60.33	22.48	82.81

PLEASE RETAIN THIS STATEMENT FOR INCOME TAX PURPOSES

Use this statement, together with the tax guide, to help you complete your tax return. Tax guides are also available on our website at colonialfirststate.com.au.

Attribution managed investment trust member annual statement (AMMA) continued

Part C **Components of attribution**

Investment option: Imputation Fund(FSF0013AU)

	Cash distribution (\$)	Attribution/Amount (\$)
Other non-assessable amounts		
Net exempt income	0.00	0.00
Non-assessable non-exempt	0.00	0.00
Other non-attributable amounts (AMIT)	14.24	
Gross cash distribution	10,034.58	
Other deductions from distribution		
Less: TFN amounts withheld	0.00	
Less: Non-resident withholding tax (12 H)	0.00	
Less Other non-resident withholding	0.00	
Net cash distribution	10,034.58	

Other Amount (\$)

AMIT Cost Base Adjustment Amounts

AMIT cost base net decrease amount - (excess)	14.24
AMIT cost base net increase amount - (short fall)	0.00

PLEASE RETAIN THIS STATEMENT FOR INCOME TAX PURPOSES

Use this statement, together with the tax guide, to help you complete your tax return. Tax guides are also available on our website at colonialfirststate.com.au.



Attribution managed investment trust member annual statement (AMMA)

Part C

Components of attribution

Investment option: Property Securities Fund (FSF0012AU)

	Cash distribution (\$)	Tax paid/Franking credit (\$)	Attribution (\$)
Australian income			
Dividends - unfranked not CFI	0.00		0.00
Dividends - unfranked CFI	121.89		121.89
Interest	282.46		282.46
Interest exempt from non-resident withholding	0.00		0.00
Other income	1,840.02		1,840.02
Non-primary production income	2,244.37		2,244.37
Dividends - franked amount	170.88	115.69	286.57
Capital gains			
Discounted capital gain TAP	0.00		0.00
Discounted capital gain NTAP	0.00		0.00
Capital gains - other TAP	0.00		0.00
Capital gains - other NTAP	0.00		0.00
Capital gain	0.00		0.00
CGT gross-up amount (AMIT)			0.00
Other capital gains distribution (AMIT)	0.00		0.00
Total current year capital gains	0.00		0.00
Foreign income			
Other net foreign source income	207.38	49.27	256.65
Assessable foreign income	207.38	49.27	256.65
Australian franking credits from a New Zealand franking company		0.00	0.00
CFC income	0.00		0.00
Total foreign income	207.38	49.27	256.65

PLEASE RETAIN THIS STATEMENT FOR INCOME TAX PURPOSES

Use this statement, together with the tax guide, to help you complete your tax return. Tax guides are also available on our website at colonialfirststate.com.au.

Attribution managed investment trust member annual statement (AMMA) continued

Part C

Components of attribution

Investment option: Property Securities Fund(FSF0012AU)

	Cash distribution (\$)	Attribution/Amount (\$)
Other non-assessable amounts		
Net exempt income	0.00	0.00
Non-assessable non-exempt	0.00	0.00
Other non-attributable amounts (AMIT)	401.47	
Gross cash distribution	3,024.10	
Other deductions from distribution		
Less: TFN amounts withheld	0.00	
Less: Non-resident withholding tax (12 H)	0.00	
Less Other non-resident withholding	0.00	
Net cash distribution	3,024.10	

Other Amount (\$)

AMIT Cost Base Adjustment Amounts

AMIT cost base net decrease amount - (excess)	401.47
AMIT cost base net increase amount - (short fall)	0.00

PLEASE RETAIN THIS STATEMENT FOR INCOME TAX PURPOSES

Use this statement, together with the tax guide, to help you complete your tax return. Tax guides are also available on our website at colonialfirststate.com.au.

FirstRate Term Deposits, FirstRate Saver, FirstRate Investment Deposits and FirstChoice Margin Lending (made available through Colonial First State's FirstChoice Investments and FirstChoice Wholesale Investments product range) are products of the Commonwealth Bank of Australia ABN 48 123 123 124 AFSL 234945 (the Bank), administered by Colonial First State.

Colonial First State Investments Limited ABN 98 002 348 352, AFS Licence 232468 (Colonial First State) is the issuer of interests in FirstChoice Personal Super, FirstChoice Wholesale Personal Super, FirstChoice Pension, FirstChoice Wholesale Pension and FirstChoice Employer Super from the Colonial First State FirstChoice Superannuation Trust ABN 26 458 298 557 and interests in the Rollover & Superannuation Fund and the Personal Pension Plan from the Colonial First State Rollover & Superannuation Fund ABN 88 854 638 840 and interests in the Colonial First State Pooled Superannuation Trust ABN 51 982 884 624.

Investor Services 13 13 36
colonialfirststate.com.au



Part C - Detailed information

Perpetual WealthFocus Investment Funds - Perpetual Industrial Share

	Distribution / cash	Franking credits / tax offsets	Attributed amount in excess of distribution	Attributed amount
Australian income				
Interest	\$88.14			\$88.14
Dividends unfranked	\$12.00			\$12.00
Dividends - conduit foreign income (CFI)	\$286.32			\$286.32
Other income	\$6.37			\$6.37
Non-primary production income	\$392.83			\$392.83
Dividends franked	\$4,934.07	\$2,822.22		\$7,756.29
Franked distributions from trusts	\$4,934.07	\$2,822.22		\$7,756.29
Capital gains				
Discounted capital gains (TAP)	\$8.80			\$8.80
Discounted capital gains (NTAP)	\$2,333.02			\$2,333.02
Capital gains - other (NTAP)	\$48.07			\$48.07
CGT gross up / concession amount	\$2,341.82			\$2,341.82
Total current year capital gain	\$4,731.71			\$4,731.71
Net capital gain				\$2,389.89
Foreign income				
Assessable foreign income	\$373.91	\$92.18		\$466.09
Total foreign source income	\$373.91	\$92.18		\$466.09
Gross distribution	\$10,432.52			
Attributed amount in excess of distributions			\$0.00	
Net distribution	\$10,432.52			

SWT	Client: MILLER RETIREMENT FUND	Balance Date 30 JUNE 2019	Prepared By RMT	Reviewed By	Index
	Lead Schedule INVESTMENTS		Date 24/09/2019	Date	G
	Sch Ref	Notes	Final	Last Year	
<u>LISTED EQUITIES</u>					
PER SOL 6 IRS		VALUED AT QUOTED PRICE	0.00	0.00	
<u>MANAGED FUNDS</u>					
PER INVESTMENT WORKSHEET		VALUED AT QUOTED PRICE	629,035.62	705,111.95	
<u>REAL PROPERTY</u>					
LIST ADDRESS		LAST VALUATION DATE - X NEXT VALUATION DATE - X	0.00	0.00	
<u>UNLISTED EQUITIES</u>					
NAME OF ASSET		LIST DETAILS, QTY, ETC LAST VALUATION DATE - X NEXT VALUATION DATE	0.00	0.00	
TOTAL INVESTMENTS			\$629,035.62	\$705,111.95	
Notes	1. All assets valued per standard AAS25 "Accounting for Superannuation Funds" and Note 1 to Accounts 2. Real property may be revalued every 3 years 3. Asset registers to be completed for CGT tracking purposes		KEY: P = Agreed to last years accounts G/L = Agreed to Trial Balance ^ = Additions checked F = Agreed to final accounts		

MILLER RETIREMENT FUND


RECONCILIATION OF MANAGED FUND MOVEMENTS
FOR THE PERIOD ENDED 30 JUNE 2019

TRUST NAME	ASX CODE	OPEN BAL	COST	DATE	UNITS PURCH	BONUS UNITS	DIST REINV	PURCH PRICE	UNITS SOLD	PROCEEDS RECEIVED	PROFIT/ (LOSS)	CLOSING BALANCE	COST	UNIT PRICE	MARKET VALUE 30/06/2019	MARKET VALUE 30/06/2018	MARKET VALUE CHANGE
ADVANCE IMPUTATION FUND		0.0000	0.0000	02/12/2004	0.0000			0.00				0.0000	0.00	0.0000	0.00	0.00	0.00
		0.0000	0.0000	30/06/2005	0.0000			0.00							0.00		
ADVANCE INTERNATIONAL FUND		13,390.4700	10,000.0000	19/11/2004	0.0000			0.00									
		39,390.00	31,450.00	30/06/2005	0.0000			0.00									
		1,491,240.00	1,200,000.00	29/08/2005	0.0000			0.00									
		449,670.00	362,970.00	30/06/2006	0.0000			0.00									
		23,510,971.8	21,000,000.00	17/10/2006	0.0000			0.00									
		237,806.00	222,610.00	30/06/2007	0.0000			0.00									
		14,265,352.00	12,000,000.00	15/11/2007	0.0000			0.00									
		419,970.00	229,810.00	30/06/2008	0.0000			0.00									
		184,880.00	104,220.00	30/06/2012	0.0000			0.00									
		23,860.00	24,430.00	30/06/2015	0.0000			0.00									
		207,370.00	208,430.00	30/06/2016	0.0000			0.00									
		204,040.00	230,750.00	30/06/2017	0.0000			0.00									
		28,078,280.00	34,000,000.00	31/10/2017	0.0000			0.00									
		107,280.00	138,200.00	30/06/2018	0.0000			0.00									
		0.0000	0.0000	16/05/2019	0.0000			0.00	82,610.5930	107,705.27	27,958.38	0.0000	0.00	1,2980	105,402.44	-106,402.44	
		0.0000	0.0000	30/06/2019	0.0000			0.00									
APN PROPERTY FOR INCOME FUND		11,829,910.00	35,000,000.00	19/11/2004	0.0000			0.00									
		1,204,970.00	3,800,000.00	29/08/2005	0.0000			0.00									
		17,700,290.00	66,500,000.00	17/10/2006	0.0000			0.00									
		33,124,280.00	75,000,000.00	24/10/2017	0.0000			0.00									
		0.0000	0.0000	30/06/2019	0.0000			0.00									
CHALLENGER HIGH YIELD FUND		0.0000	0.0000	18/11/2004	0.0000			0.00									
		0.0000	0.0000	29/08/2005	0.0000			0.00									
		0.0000	0.0000	16/10/2006	0.0000			0.00									
		0.0000	0.0000	08/11/2007	0.0000			0.00									
		0.0000	0.0000	31/03/2014	0.0000			0.00		0.00	0.00	0.0000	0.00	1,0000	0.00	0.00	0.00
		0.0000	0.0000	30/06/2014	0.0000			0.00									
COLONIAL IMPUTATION FUND		7,666,360.00	30,000,000.00	18/11/2004	0.0000			0.00									
		1,193,687.8	5,000,000.00	29/08/2005	0.0000			0.00									
		16,811,970.1	70,000,000.00	16/10/2006	0.0000			0.00									
		8,389,060.7	35,000,000.00	08/11/2007	0.0000			0.00									
		11,758,881.0	38,000,000.00	23/10/2017	0.0000			0.00									
		0.0000	0.0000	30/06/2019	0.0000			0.00									
		16,437,455.5	30,000,000.00	18/11/2004	0.0000			0.00									
		1,123,595.5	2,000,000.00	29/08/2005	0.0000			0.00									
		32,750,554.1	66,500,000.00	16/10/2006	0.0000			0.00									
		10,964,338.8	21,000,000.00	08/11/2007	0.0000			0.00									
		115,571,776.2	95,000,000.00	23/10/2017	0.0000			0.00									
		0.0000	0.0000	30/06/2019	0.0000			0.00									
PERPETUAL INDUSTRIAL SHARE FUND		17,241,375.0	35,000,000.00	18/11/2004	0.0000			0.00									
		31,166,518.0	70,000,000.00	13/10/2006	0.0000			0.00									
		13,210,040.0	30,000,000.00	08/11/2007	0.0000			0.00									
		30,367,235.0	48,000,000.00	23/10/2017	0.0000			0.00									
		0.0000	0.0000	30/06/2019	0.0000			0.00									
TOTALS		461,122,895.7	835,547.89		0.0000	0.0000	0.0000	0.00	82,610.5930	107,705.27	27,958.38	378,512,302.7	755,800.00		629,035.62	705,111.95	-76,076.33

UNREALISED GAINS

MARKET VALUE AT 30/06/2019	629,035.62
LESS:	
MARKET VALUE AT 30/06/2018	-705,111.95
PURCHASES DURING THE YEAR	0.00
ADD:	
SALE PROCEEDS DURING THE YEAR	107,705.27
LESS:	
PROFIT ON SALE OF UNITS DURING THE YEAR	-27,958.38
UNREALISED GAINS FOR THE YEAR	3,671.56

Advance Asset Management
Exit Statement



MT RAE INVESTMENTS PTY LTD
GPO BOX 7019
SYDNEY NSW 2001

Investor Number C13647153

Advance Contact Centre 1800 819 935

Fax Number (02) 9274 5211

Internet advance.com.au

Issue Date 28 May 2019

Transaction Details

	\$ Gross Amount	\$ Rebates and Fees	\$ Net Amount	\$ Unit Price	Number of Units
Adv Int Sharemarket					
31 Mar 2019 Opening balance	\$107,600.28		\$107,600.28	\$1.3025	82,610.58
11 May 2019 Distribution					
Paid by Cheque	\$141.85		\$141.85		
16 May 2019 Withdrawal	-\$107,848.12		-\$107,848.12	\$1.3055	-82,610.58
16 May 2019 Closing balance	\$0.00				
Net earnings for the period**			\$389.69		

Total fees you paid		
Sum of fees included above		\$0.00
Indirect costs of your investment	This approximate amount has been deducted from your investment and covers amounts that have reduced the return on your investment but are not charged to you directly as a fee. These indirect costs relate to the underlying fees and costs incurred in managing your investment. Legislation requires issuers of superannuation products and managed investment products to provide more information in relation to the underlying fees and costs involved in managing your investment that have been included in your investment's unit price.	\$1,900.91
Total fees you paid	This approximate amount includes all the fees and costs which affected your investment during the period.	\$1,900.91

11 May distribution at 0.171709 cents per unit : \$141.85

** Net earnings reflects the change in market value of the underlying investments of the funds over the period, plus any distribution amounts you've been paid within the period.



Advance Asset Management
Transaction Statement

Investor Number C13647153

Advance Contact Centre 1800 819 935

Fax Number (02) 9274 5211

Internet advance.com.au

Issue Date 28 May 2019

MT RAE INVESTMENTS PTY LTD
GPO BOX 7019
SYDNEY NSW 2001

Transaction Details

		\$ Gross Amount	\$ Rebates and Fees	\$ Net Amount	\$ Unit Price	Number of Units
Advance Alliance Investment Funds						
Adv Int Sharemarket						
16 May 2019	Withdrawal	-\$107,848.12		-\$107,848.12	\$1.3055	-82,610.58

a = accrued income b = bank cheque c = contribution fee d = dishonour fee e = telegraphic transfer fee
g = negative income m = more than one charge n = non-resident w' tax s = stamp duty t = TFN/ABN w' tax
w = withdrawal fee

Statement information

The following Responsible Entities and / or Approved Trustees jointly issue this statement of your 'fund' and / or 'PST' holding(s).

Advance Asset Management Limited (ABN 98 002 538 329, AFS Licence No. 240902)

Adv Int Sharemarket

The Responsible Entity listed above (referred to as the 'company') has issued this statement. An investment in any of the funds shown on this statement is not a deposit with or any other liability of the Westpac Banking Corporation (ABN 33 007 457 141) or any other company in the Westpac group of companies. It is subject to investment risk, including delays in repayment to loss of income and principal invested. None of Westpac Banking Corporation or its related entities stands behind or otherwise guarantees the capital value or investment performance of any fund offered by the 'companies'.

L000025 - C13647153

APN | Property Group

10 July 2019

Mt Rae Investments Pty Ltd
 ATF Miller Retirement Fund
 c/o Integrity Financial Planners Pty Ltd
 GPO Box 7019
 SYDNEY NSW 2001

Distribution Statement

APN Property for Income Fund | Investor number 10024958
 ARSN 090 467 208

Summary of distributions received for the period 1 April 2019 to 30 June 2019

Accrued Date	Date Paid	Unit Holding	Cents Per Unit	Gross Distribution Amount (\$)	Tax Withheld Amount (\$)	Net Distribution Amount (\$)
30 Apr 19	10 May 19	63,859.45	1.0416	665.16	0.00	665.16
31 May 19	11 Jun 19	63,859.45	1.0416	665.16	0.00	665.16
30 Jun 19	10 Jul 19	63,859.45	1.0416	665.16	0.00	665.16
Total for period			3.1248	1,995.48	0.00	1,995.48
Financial Year to Date			12.4992	7,981.92	0.00	7,981.92

*Please note: For distributions that have been reinvested, new units will be allotted on the payment day. You can view our distribution timetable by visiting our website at www.apngroup.com.au

Our distribution payment records indicate that you have chosen to have your distribution paid into your nominated bank account by electronic transfer.

Details of investment for the period 1 April 2019 to 10 July 2019 | 10024958

Transaction Date	Transaction Type	Gross Amount (\$)	Deductions* (\$)	Cash Amount (\$)	Reinvestment Amount (\$)	Unit Price (\$)	Number of Units	Unit Balance	Redemption Price (\$)	Investment Value (\$)
01 Apr 19	Unit Holding							63,859.45	2.4324	155,331.72
10 Apr 19	Distribution	665.16	-	665.16	-	-	-	63,859.45	2.3962	153,020.01
10 May 19	Distribution	665.16	-	665.16	-	-	-	63,859.45	2.3675	151,187.24
11 Jun 19	Distribution	665.16	-	665.16	-	-	-	63,859.45	2.4914	159,099.43
30 Jun 19	Unit Holding							63,859.45	2.4583	156,985.68
10 Jul 19	Distribution	665.16	-	665.16	-	-	-	63,859.45	2.5616	163,582.36

* Deductions include tax withheld or brokerage amounts deducted from the Gross Amount.

144611/A/000903

S000903

144611/A/000903



Managed Investment Funds Statement

Your details

Mt Rae Investments Pty Ltd
 GPO Box 7019
 SYDNEY NSW 2001

Statement period 1 January 2019 to 30 June 2019
Account number 090 009101577
Account name Mt Rae Investments Pty Ltd
 Miller Superannuation Fund
 Miller Superannuation Fund A/C
Email address Not recorded
TFN/ABN held Yes
Adviser details Mark Taylor
 Integrity Financial Planners Pty Ltd

Your account balance

Your opening account balance as at: 31 December 2018 **\$288,393.95**
 Your closing account balance as at: 30 June 2019 **\$338,671.43**

Total investment return for the period (including distributions): **\$57,123.14**

This equals the total amount of your distribution(s) + the change in investment value over the period.

Your account valuation

Investment option name	Option code	Units	Unit price \$	Value \$
Imputation	001	45,819.9596	3.5298	161,735.29
Property Securities	007	176,847.7211	1.0005	176,936.14
Account value				338,671.43



36/059051

Investments in any of the Colonial First State managed investment funds or cash products are offered by Colonial First State Investments Limited ABN 98 002 348 352, AFS Licence 232468. This document may include general advice but does not take into account your individual objectives, financial situation or needs. You should read the relevant Product Disclosure Statement (PDS) carefully and assess whether the information is appropriate for you and consider talking to a financial adviser before making an investment decision. PDS can be obtained from colonialfirststate.com.au or by calling us on 13 13 36.

Investor Services 13 13 36
 colonialfirststate.com.au

Managed Investment Funds Statement

090 009101577

Your account summary

Opening balance at 31 December 2018	\$288,393.95
Your investments	
Distributions	\$6,845.66
Your withdrawals	
Distribution payments	\$-6,845.66
Change in investment value	\$50,277.48
<i>The increase or decrease in the value of your investment over the statement period.</i>	
Closing balance at 30 June 2019	\$338,671.43

Your distribution information

Investment option(s)		Units	Dist'n per unit \$	Value \$
Imputation	31 March	45,819.9596	0.0590	2,703.38
Imputation	30 June	45,819.9596	0.0630	2,886.66
Property Securities	30 June	176,847.7211	0.0071	1,255.62

Distribution option: Direct Credit

Your nominated bank account for distribution payment is 182-222 121231112

Your future investment selection

The investment allocation shown below will be used for all future transactions unless you tell us otherwise. This means any additional contributions you make to your account will be invested in line with the allocation outlined below.

Investment option(s)	% Allocation
Imputation Fund	62.50
Property Securities Fund	37.50

To change your future investment selection, please log in to FirstNet and select Investment allocation or call us on 13 13 36. We recommend you speak to your financial adviser before making any changes to your account.

Investments in any of the Colonial First State managed investment funds or cash products are offered by Colonial First State Investments Limited ABN 98 002 348 352, AFS Licence 232468. This document may include general advice but does not take into account your individual objectives, financial situation or needs. You should read the relevant Product Disclosure Statement (PDS) carefully and assess whether the information is appropriate for you and consider talking to a financial adviser before making an investment decision. PDS can be obtained from colonialfirststate.com.au or by calling us on 13 13 36.

Managed Investment Funds Statement

090 009101577

Your account transactions

Date	Transaction	Amount \$	Unit Price \$	Units	Value \$
Investment summary - Imputation					
31 Dec 2018	Opening balance		3.0296	45,819.9596	138,816.15
31 Mar 2019	Distribution	2,703.38			
	Distribution paid	-2,703.38			
30 Jun 2019	Distribution	2,886.66			
	Distribution paid	-2,886.66			
	Change in investment value				22,919.14
30 Jun 2019	Closing balance		3.5298	45,819.9596	161,735.29
Investment summary - Property Securities					
31 Dec 2018	Opening balance		0.8458	176,847.7211	149,577.80
30 Jun 2019	Distribution	1,255.62			
	Distribution paid	-1,255.62			
	Change in investment value				27,358.34
30 Jun 2019	Closing balance		1.0005	176,847.7211	176,936.14

Your fee summary

Fees charged

This is the amount of fees (including adjustments) that have been deducted from your account this period as detailed in "Your account summary" of this statement. \$0.00

Indirect costs of your investment

This approximate amount has been deducted from your investment and covers amounts that have reduced the return on your investment but are not charged to you directly as a fee. These costs are reflected in the daily unit price and are paid monthly. \$2,659.33 *

** This is an estimate of the fees that have been deducted from your investment and includes an estimate of any performance fee (if applicable).*

A breakdown of these costs per investment option is provided below:

Investment options

Imputation	\$1,377.92
Property Securities	\$1,281.41

Investments in any of the Colonial First State managed investment funds or cash products are offered by Colonial First State Investments Limited ABN 98 002 348 352, AFS Licence 232468. This document may include general advice but does not take into account your individual objectives, financial situation or needs. You should read the relevant Product Disclosure Statement (PDS) carefully and assess whether the information is appropriate for you and consider talking to a financial adviser before making an investment decision. PDS can be obtained from colonialfirststate.com.au or by calling us on 13 13 36.



000006/059051



Distribution Statement



016

1251/001234/A0062/93959/A

Mt Rae Investments Pty Ltd ATF Miller Retirement Fund
GPO BOX 7019
SYDNEY NSW 2001

Perpetual WealthFocus Investment Funds

Client number	344891003
Account number	AC720251101
Issue date	13 July 2019
Reporting Period	01 April 2019 - 30 June 2019
Client services	1800 022 033
Account name	Mt Rae Investments Pty Ltd As Trustee For Miller Retirement Fund

Adviser Robert Taylor

Distribution summary

Distribution amount	\$8,360.04
Net distribution payment	\$8,360.04

Opening investment summary as at 01/07/2019

Investments	Investment (%)	Units	Exit price	Balance
Perpetual Industrial Share	100.00%	91,985.172	\$1.450	\$133,346.30
Total	100.00%			\$133,346.30

Distribution details

Investments	Distribution period	Units	Cents/unit	Amount
Perpetual Industrial Share	01/04/2019 - 30/06/2019	91,985.172	9.088	\$8,360.04
Total distribution				\$8,360.04

Net distribution payment details

Investments	Distribution method	Reinvestment date	Units	Reinvestment unit price	Amount
Perpetual Industrial Share	Direct Credit				\$8,360.04
Net distribution					\$8,360.04

Direct credit details


Account name	Mt Rae Investments Pty Ltd
BSB number	182222
Account number	xxxxxx112
Total amount for reporting period	\$8,360.04

Administration

Tax file number supplied	yes
Telephone withdrawal facility	yes
Annual report subscription	no

S001234
93959/A/WFI_DIST_JUNE_2019_DistUT_101572839_WealthFocusInvestmentFunds
1251/001234/

SWT	Client: MILLER RETIREMENT FUND	Balance Date 30 JUNE 2019	Prepared By RMT	Reviewed By	Index
	Lead Schedule OTHER ASSETS		Date 24/09/2019	Date	I
	Sch Ref	Notes	Final	Last Year	
<u>CASH</u>					
MACQUARIE CMT A/C NO: 121 231 112		PER SOL 6 BANK REC	323,776.14	252,138.09	
<u>ATO TAX REFUND</u>					
2019 YEAR		PER TAX REC FOR YEAR	5,867.35	4,048.02	
<u>OTHER ASSETS</u>					
LIST DETAILS		RECEIVED - X	0.00	0.00	
TOTAL OTHER ASSETS			\$329,643.49	\$256,186.11	
Notes	<p>1. All assets valued per standard AAS25 "Accounting for Superannuation Funds" and Note 1 to Accounts</p> <p>2. Sol 6 cash receipts & cash payments to be used where possible to facilitate Sol 6 Bank rec</p> <p>3. ATO refund to be recorded only if refund is after all other taxes are paid</p>			<p>KEY: P = Agreed to last years accounts G/L = Agreed to Trial Balance ^ = Additions checked F = Agreed to final accounts</p>	



MACQUARIE

Macquarie Cash Management Account

MACQUARIE BANK LIMITED
ABN 46 008 583 542 AFSL 237502enquiries 1800 806 310
fax 1800 550 140
www.macquarie.com.auGPO Box 2520
Sydney, NSW 2001MT RAE INVESTMENTS PTY LTD
GPO BOX 7019
SYDNEY NSW 20011 Shelley Street
Sydney, NSW 2000account balance **\$321,498.71**

as at 31 Jul 19

account name MT RAE INVESTMENTS PTY LTD ATF
MILLER RETIREMENT FUND
account no. 121231112

transaction	description	debits	credits	balance
30.06.19	OPENING BALANCE			310,608.66
03.07.19	Deposit Col First State DD001090009101577		4,142.28	314,750.94
10.07.19	Deposit APNFM LTD CLRACC 10024958 Distribut		665.16	315,416.10
11.07.19	Deposit PIML UT Distribu AC720251101		8,360.04	323,776.14
26.07.19	Funds transfer PP TO STG MARGARET MILLER	2,500.00		321,276.14
31.07.19	Interest MACQUARIE CMA INTEREST PAID*		222.57	321,498.71
	CLOSING BALANCE AS AT 31 JUL 19	2,500.00	13,390.05	321,498.71

* Stepped interest rates as at 31 July 2019: balances \$0.00 to \$4,999.99 earned 0.00%; balances \$5,000.00 and above earned 0.80%

how to make a transaction

online

Log in to www.macquarie.com.au/personal

by phone

Call 133 275 to make a phone transaction

transfers from another bank account

Transfer funds from another bank to this account:
BSB 182 222
ACCOUNT NO. 121231112

deposits using BPay

From another bank

Biller code: 20206
Ref: 121 231 112

continued on next



Macquarie Cash Management Account

MACQUARIE BANK LIMITED
ABN 46 008 583 542 AFSL 237502

enquiries 1800 806 310
fax 1800 550 140
www.macquarie.com.au

GPO Box 2520
Sydney, NSW 2001



MT RAE INVESTMENTS PTY LTD
GPO BOX 7019
SYDNEY NSW 2001

1 Shelley Street
Sydney, NSW 2000

account balance **\$310,608.66**
as at 30 Jun 19

account name MT RAE INVESTMENTS PTY LTD ATF
MILLER RETIREMENT FUND
account no. 121231112

transaction	description	debits	credits	balance
31.05.19	OPENING BALANCE			312,548.50
06.06.19	Cheque CHEQUE WITHDRAWAL 000125	53.00		312,495.50
06.06.19	Cheque CHEQUE WITHDRAWAL 000126	330.00		312,165.50
11.06.19	Deposit APNFM LTD CLRACC 10024958 Distribut		665.16	312,830.66
28.06.19	Interest MACQUARIE CMA INTEREST PAID*		278.00	313,108.66
28.06.19	Funds transfer PP TO STG MARGARET MILLER	2,500.00		310,608.66
	CLOSING BALANCE AS AT 30 JUN 19	2,883.00	943.16	310,608.66

* Stepped interest rates as at 30 June 2019: balances \$0.00 to \$4,999.99 earned 0.00%; balances \$5,000.00 and above earned 1.05%

annual interest summary 2018/2019

INTEREST PAID	3,200.79
TOTAL INCOME PAID	3,200.79

how to make a transaction

online

Log in to www.macquarie.com.au/personal

by phone

Call 133 275 to make a phone transaction

transfers from another bank account

Transfer funds from another bank to this account:
BSB 182 222
ACCOUNT NO. 121231112

deposits using BPay

From another bank



Bill code: 20206
Ref: 121 231 112

continued on next



Macquarie Cash Management Account

MACQUARIE BANK LIMITED
ABN 46 008 583 542 AFSL 237502enquiries 1800 806 310
fax 1800 550 140
www.macquarie.com.auGPO Box 2520
Sydney, NSW 2001MT RAE INVESTMENTS PTY LTD
GPO BOX 7019
SYDNEY NSW 20011 Shelley Street
Sydney, NSW 2000account balance **\$312,548.50**
as at 31 May 19account name MT RAE INVESTMENTS PTY LTD ATF
MILLER RETIREMENT FUND
account no. 121231112

transaction	description	debits	credits	balance
30.04.19	OPENING BALANCE			242,503.33
10.05.19	Deposit APNFM LTD CLRACC 10024958 Distribut		665.16	243,168.49
14.05.19	Cheque CHEQUE WITHDRAWAL 000124	40,000.00		203,168.49
15.05.19	Deposit ATO ATO009000010550257		3,789.02	206,957.51
28.05.19	Funds transfer PP TO STG MARGARET MILLER	2,500.00		204,457.51
31.05.19	Interest MACQUARIE CMA INTEREST PAID*		242.87	204,700.38
31.05.19	Deposit DEPOSIT		107,848.12	312,548.50

how to make a transaction

online

Log in to www.macquarie.com.au/personal

by phone

Call 133 275 to make a phone transaction

transfers from another bank account

Transfer funds from another bank to this account:
BSB 182 222
ACCOUNT NO. 121231112

deposits using BPay

From another bank

Biller code: 20206
Ref: 121 231 112

continued on next



Macquarie Cash Management Account

MACQUARIE BANK LIMITED
ABN 46 008 583 542 AFSL 237502enquiries 1800 806 310
fax 1800 550 140
www.macquarie.com.auGPO Box 2520
Sydney, NSW 2001MT RAE INVESTMENTS PTY LTD
GPO BOX 7019
SYDNEY NSW 20011 Shelley Street
Sydney, NSW 2000account balance **\$242,503.33**
as at 30 Apr 19account name MT RAE INVESTMENTS PTY LTD ATF
MILLER RETIREMENT FUND
account no. 121231112

transaction	description	debits	credits	balance
31.03.19	OPENING BALANCE			240,986.52
01.04.19	DEPOSIT Col First State DD001090009101577		2,703.38	243,689.90
10.04.19	DEPOSIT APNFM LTD CLRACC 10024958 Distribut		665.16	244,355.06
12.04.19	DEPOSIT PIML UT Distribu AC720251101		392.93	244,747.99
26.04.19	Funds transfer PP TO STG MARGARET MILLER	2,500.00		242,247.99
30.04.19	Interest MACQUARIE CMA INTEREST PAID*		255.34	242,503.33
	CLOSING BALANCE AS AT 30 APR 19	2,500.00	4,016.81	242,503.33

* Stepped interest rates as at 30 April 2019: balances \$0.00 to \$4,999.99 earned 0.00%; balances \$5,000.00 and above earned 1.30%

how to make a transaction

online

Log in to www.macquarie.com.au/personal

by phone

Call 133 275 to make a phone transaction

transfers from another bank account

Transfer funds from another bank to this account:

BSB 182 222


ACCOUNT NO. 121231112

deposits using BPay

From another bank

Biller code: 20206
Ref: 121 231 112

continued on next



MACQUARIE

Macquarie Cash Management Account

MACQUARIE BANK LIMITED
ABN 46 008 583 542 AFSL 237502

enquiries 1800 806 310
fax 1800 550 140
www.macquarie.com.au

GPO Box 2520
Sydney, NSW 2001



MT RAE INVESTMENTS PTY LTD
GPO BOX 7019
SYDNEY NSW 2001

1 Shelley Street
Sydney, NSW 2000

account balance **\$240,986.52**
as at 31 Mar 19

account name MT RAE INVESTMENTS PTY LTD ATF
MILLER RETIREMENT FUND
account no. 121231112

transaction	description	debits	credits	balance
28.02.19	OPENING BALANCE			242,559.01
12.03.19	DEPOSIT APNFM LTD CLRACC 10024958 Distribut		665.16	243,224.17
28.03.19	Funds transfer PP TO STG MARGARET MILLER	2,500.00		240,724.17
29.03.19	Interest MACQUARIE CMA INTEREST PAID*		262.35	240,986.52
	CLOSING BALANCE AS AT 31 MAR 19	2,500.00	927.51	240,986.52

* Stepped interest rates as at 31 March 2019: balances \$0.00 to \$4,999.99 earned 0.00%; balances \$5,000.00 and above earned 1.30%

how to make a transaction

online
Log in to www.macquarie.com.au/personal

by phone
Call 133 275 to make a phone transaction

transfers from another bank account
Transfer funds from another bank to this account:
BSB 182 222
ACCOUNT NO. 121231112

deposits using BPay
From another bank



Biller code: 20206
Ref: 121 231 112

continued on next



Macquarie Cash Management Account

MACQUARIE BANK LIMITED
ABN 46 008 583 542 AFSL 237502

enquiries 1800 806 310
fax 1800 550 140
www.macquarie.com.au

GPO Box 2520
Sydney, NSW 2001



MT RAE INVESTMENTS PTY LTD
GPO BOX 7019
SYDNEY NSW 2001

1 Shelley Street
Sydney, NSW 2000

account balance **\$242,559.01**
as at 28 Feb 19

account name MT RAE INVESTMENTS PTY LTD ATF
MILLER RETIREMENT FUND
account no. 121231112

transaction	description	debits	credits	balance
31.01.19	OPENING BALANCE			244,155.04
11.02.19	DEPOSIT APNFM LTD CLRACC 10024958 Distribut		665.16	244,820.20
28.02.19	Interest MACQUARIE CMA INTEREST PAID*		238.81	245,059.01
28.02.19	Funds transfer PP TO STG MARGARET MILLER	2,500.00		242,559.01
	CLOSING BALANCE AS AT 28 FEB 19	2,500.00	903.97	242,559.01

* Stepped interest rates as at 28 February 2019: balances \$0.00 to \$4,999.99 earned 0.00%; balances \$5,000.00 and above earned 1.30%

how to make a transaction

online
Log in to www.macquarie.com.au/personal

by phone
Call 133 275 to make a phone transaction

transfers from another bank account
Transfer funds from another bank to this account:
BSB 182 222
ACCOUNT NO. 121231112

deposits using BPay
From another bank



Bill code: 20206
Ref: 121 231 112

continued on next



Macquarie Cash Management Account

MACQUARIE BANK LIMITED
ABN 46 008 583 542 AFSL 237502

enquiries 1800 806 310
fax 1800 550 140
www.macquarie.com.au

GPO Box 2520
Sydney, NSW 2001



MT RAE INVESTMENTS PTY LTD
GPO BOX 7019
SYDNEY NSW 2001

1 Shelley Street
Sydney, NSW 2000

account balance **\$244,155.04**
as at 31 Jan 19

account name MT RAE INVESTMENTS PTY LTD ATF
MILLER RETIREMENT FUND
account no. 121231112

transaction	description	debits	credits	balance
31.12.18	OPENING BALANCE			244,560.08
10.01.19	DEPOSIT APNFM LTD CLRACC 10024958 Distribut		665.16	245,225.24
15.01.19	DEPOSIT PIML UT Distribu AC720251101		1,164.68	246,389.92
25.01.19	Funds transfer PP TO STG MARGARET MILLER	2,500.00		243,889.92
31.01.19	Interest MACQUARIE CMA INTEREST PAID*		265.12	244,155.04
	CLOSING BALANCE AS AT 31 JAN 19	2,500.00	2,094.96	244,155.04

* Stepped interest rates as at 31 January 2019: balances \$0.00 to \$4,999.99 earned 0.00%; balances \$5,000.00 and above earned 1.30%

how to make a transaction

online
Log in to www.macquarie.com.au/personal

by phone
Call 133 275 to make a phone transaction

transfers from another bank account
Transfer funds from another bank to this account:
BSB 182 222
ACCOUNT NO. 121231112

deposits using BPay
From another bank



Bill code: 20206
Ref: 121 231 112

continued on next



MACQUARIE

Macquarie Cash Management Account

MACQUARIE BANK LIMITED
ABN 46 008 583 542 AFSL 237502

enquiries 1800 806 310
fax 1800 550 140
www.macquarie.com.au

GPO Box 2520
Sydney, NSW 2001

1 Shelley Street
Sydney, NSW 2000



MT RAE INVESTMENTS PTY LTD
GPO BOX 7019
SYDNEY NSW 2001

account balance **\$244,560.08**
as at 31 Dec 18

account name MT RAE INVESTMENTS PTY LTD ATF
MILLER RETIREMENT FUND
account no. 121231112

transaction	description	debits	credits	balance
30.11.18	OPENING BALANCE			242,451.35
10.12.18	DEPOSIT APNFM LTD CLRACC 10024958 Distribut		665.16	243,116.51
17.12.18	DEPOSIT Col First State DD001090009101577		3,679.26	246,795.77
28.12.18	Funds transfer PP TO STG MARGARET MILLER	2,500.00		244,295.77
31.12.18	Interest MACQUARIE CMA INTEREST PAID*		264.31	244,560.08
	CLOSING BALANCE AS AT 31 DEC 18	2,500.00	4,608.73	244,560.08

* Stepped interest rates as at 31 December 2018: balances \$0.00 to \$4,999.99 earned 0.00%; balances \$5,000.00 and above earned 1.30%

how to make a transaction

online
Log in to www.macquarie.com.au/personal

by phone
Call 133 275 to make a phone transaction

transfers from another bank account
Transfer funds from another bank to this account:
BSB 182 222
ACCOUNT NO. 121231112

deposits using BPay
From another bank



Bill code: 20206
Ref: 121 231 112

continued on next



Macquarie Cash Management Account

MACQUARIE BANK LIMITED
ABN 46 008 583 542 AFSL 237502

enquiries 1800 806 310
fax 1800 550 140
www.macquarie.com.au

GPO Box 2520
Sydney, NSW 2001



MT RAE INVESTMENTS PTY LTD
GPO BOX 7019
SYDNEY NSW 2001

1 Shelley Street
Sydney, NSW 2000

account balance **\$242,451.35**
as at 30 Nov 18

account name MT RAE INVESTMENTS PTY LTD ATF
MILLER RETIREMENT FUND
account no. 121231112

	transactions	debits	credits	balance
31.10.18	OPENING BALANCE			248,319.91
01.11.18	CHEQUE WITHDRAWAL 000122	1,540.00		246,779.91
08.11.18	CHEQUE WITHDRAWAL 000123	2,750.00		244,029.91
12.11.18	APNFM LTD CLRACC 10024958 Distribut		665.16	244,695.07
28.11.18	PP TO STG MARGARET MILLER	2,500.00		242,195.07
30.11.18	MACQUARIE CMA INTEREST PAID*		256.28	242,451.35
	CLOSING BALANCE AS AT 30 NOV 18	6,790.00	921.44	242,451.35

* Stepped interest rates as at 30 November 2018: balances \$0.00 to \$4,999.99 earned 0.00%; balances \$5,000.00 and above earned 1.30%

how to make a transaction

online

Log in to www.macquarie.com.au/personal

by phone

Call 133 275 to make a phone transaction

transfers from another bank account

Transfer funds from another bank to this account:

BSB 182 222

ACCOUNT NO. 121231112

deposits using BPay


From another bank



Billor code: 20206

Ref: 121 231 112

continued on next



MACQUARIE

Macquarie Cash Management Account

MACQUARIE BANK LIMITED
ABN 46 008 583 542 AFSL 237502

enquiries 1800 806 310
fax 1800 550 140
www.macquarie.com.au

GPO Box 2520
Sydney, NSW 2001



MT RAE INVESTMENTS PTY LTD
GPO BOX 7019
SYDNEY NSW 2001

1 Shelley Street
Sydney, NSW 2000

account balance **\$248,319.91**
as at 31 Oct 18

account name MT RAE INVESTMENTS PTY LTD ATF
MILLER RETIREMENT FUND
account no. 121231112

transactions	debits	credits	balance
30.09.18 OPENING BALANCE			249,369.66
10.10.18 APNFM LTD CLRACC 10024958 Distribut		665.16	250,034.82
11.10.18 PIML UT Distribu AC720251101		514.87	250,549.69
26.10.18 PP TO STG MARGARET MILLER	2,500.00		248,049.69
31.10.18 MACQUARIE CMA INTEREST PAID*		270.22	248,319.91
CLOSING BALANCE AS AT 31 OCT 18	2,500.00	1,450.25	248,319.91

* Stepped interest rates as at 31 October 2018: balances \$0.00 to \$4,999.99 earned 0.00%; balances \$5,000.00 and above earned 1.30%

how to make a transaction

online
Log in to www.macquarie.com.au/personal

by phone
Call 133 275 to make a phone transaction

transfers from another bank account
Transfer funds from another bank to this account:
BSB 182 222
ACCOUNT NO. 121231112

deposits using BPay
From another bank



Bill code: 20206
Ref: 121 231 112

continued on next



Macquarie Cash Management Account

MACQUARIE BANK LIMITED
ABN 46 008 583 542 AFSL 237502

enquiries 1800 806 310
fax 1800 550 140
www.macquarie.com.au

GPO Box 2520
Sydney, NSW 2001



MT RAE INVESTMENTS PTY LTD
GPO BOX 7019
SYDNEY NSW 2001

1 Shelley Street
Sydney, NSW 2000

account balance **\$249,369.66**
as at 30 Sep 18

account name MT RAE INVESTMENTS PTY LTD ATF
MILLER RETIREMENT FUND
account no. 121231112

transactions	debits	credits	balance
31.08.18 OPENING BALANCE			248,409.20
10.09.18 APNFM LTD CLRACC 10024958 Distribut		665.16	249,074.36
17.09.18 Col First State DD001090009101577		2,533.76	251,608.12
28.09.18 MACQUARIE CMA INTEREST PAID*		261.54	251,869.66
28.09.18 PP TO STG MARGARET MILLER	2,500.00		249,369.66
CLOSING BALANCE AS AT 30 SEP 18	2,500.00	3,460.46	249,369.66

* Stepped interest rates as at 30 September 2018: balances \$0.00 to \$4,999.99 earned 0.00%; balances \$5,000.00 and above earned 1.30%

how to make a transaction

online
Log in to www.macquarie.com.au/personal

by phone
Call 133 275 to make a phone transaction


transfers from another bank account
Transfer funds from another bank to this account:
BSB 182 222
ACCOUNT NO. 121231112

deposits using BPay
From another bank



Biller code: 20206
Ref: 121 231 112

continued on next



MACQUARIE

Macquarie Cash Management Account

MACQUARIE BANK LIMITED
ABN 46 008 583 542 AFSL 237502

enquiries 1800 806 310
fax 1800 550 140
www.macquarie.com.au

GPO Box 2520
Sydney, NSW 2001

1 Shelley Street
Sydney, NSW 2000



MT RAE INVESTMENTS PTY LTD
GPO BOX 7019
SYDNEY NSW 2001

account balance \$248,409.20
as at 31 Aug 18

account name MT RAE INVESTMENTS PTY LTD ATF
MILLER RETIREMENT FUND
account no. 121231112

	transactions	debits	credits	balance
31.07.18	OPENING BALANCE			289,950.62
10.08.18	APNFM LTD CLRACC 10024958 Distribut		665.16	290,615.78
17.08.18	CHEQUE WITHDRAWAL 000121	40,000.00		250,615.78
28.08.18	PP TO STG MARGARET MILLER	2,500.00		248,115.78
31.08.18	MACQUARIE CMA INTEREST PAID*		293.42	248,409.20
	CLOSING BALANCE AS AT 31 AUG 18	42,500.00	958.58	248,409.20

* Stepped interest rates as at 31 August 2018: balances \$0.00 to \$4,999.99 earned 0.00%; balances \$5,000.00 and above earned 1.30%

how to make a transaction

online

Log in to www.macquarie.com.au/personal

by phone

Call 133 275 to make a phone transaction

transfers from another bank account

Transfer funds from another bank to this account:
BSB 182 222
ACCOUNT NO. 121231112


deposits using BPay

From another bank



Bill code: 20206
Ref: 121 231 112

continued on next



MACQUARIE

Macquarie Cash Management Account

MACQUARIE BANK LIMITED
ABN 46 008 583 542 AFSL 237502enquiries 1800 806 310
fax 1800 550 140
www.macquarie.com.auGPO Box 2520
Sydney, NSW 2001MT RAE INVESTMENTS PTY LTD
GPO BOX 7019
SYDNEY NSW 20011 Shelley Street
Sydney, NSW 2000account balance **\$289,950.62**

as at 31 Jul 18

account name MT RAE INVESTMENTS PTY LTD ATF
MILLER RETIREMENT FUND
account no. 121231112

transactions	debits	credits	balance
30.06.18			274,313.90
03.07.18		8,907.14	283,221.04
10.07.18		665.16	283,886.20
12.07.18		8,251.89	292,138.09
27.07.18	2,500.00		289,638.09
31.07.18		312.53	289,950.62
CLOSING BALANCE AS AT 31 JUL 18	2,500.00	18,136.72	289,950.62

* Stepped interest rates as at 31 July 2018: balances \$0.00 to \$4,999.99 earned 0.00%; balances \$5,000.00 and above earned 1.30%

how to make a transaction

online

Log in to www.macquarie.com.au/personal

by phone

Call 133 275 to make a phone transaction

transfers from another bank account

Transfer funds from another bank to this account:

BSB 182 222

ACCOUNT NO. 121231112

deposits using BPay

From another bank



Biller code: 20206

Ref: 121 231 112

continued on next

SWT		Client: MILLER RETIREMENT FUND	Balance Date 30 JUNE 2019	Prepared By RMT	Reviewed By	Index K
Lead Schedule TAX PROVISIONS				Date 24/09/2019	Date	K
	Sch Ref	Notes	Final	Last Year		
CURRENT TAX LIABILITIES						
2019 YEAR		PER TAX RECONCILIATION	-5,867.35	-4,048.02		
		LESS:				
		1ST INSTALMENT (SEPT 2018 QTR)	0.00	0.00		
		2ND INSTALMENT (DEC 2018 QTR)	0.00	0.00		
		3RD INSTALMENT (MAR 2019 QTR)	0.00	0.00		
		BALANCE PER TRIAL BALANCE	-5,867.35	-4,048.02		
(NOT RECORDED IN TB)		4TH INSTALMENT (JUNE 2019 QTR)	0.00	0.00		
15/05/2017		BALANCE PER TAX RETURN	-5,867.35	-4,048.02		
2018 YEAR		ONLY IF UNPAID AS AT 30/06/2019	0.00	0.00		
2000 YEAR (DEFERRED)		14TH INSTALMENT (JULY 2006)	0.00	0.00		
		15TH INSTALMENT (OCT 2006)	0.00	0.00		
		16TH INSTALMENT (JAN 2007)	0.00	0.00		
		17TH INSTALMENT (APRIL 2007)	0.00	0.00		
			0.00	0.00		
TOTAL CURRENT TAX LIABILITIES			-\$5,867.35	-\$4,048.02		
NON CURRENT TAX LIABILITIES						
2000 YEAR (DEFERRED) (BALANCE OUTSTANDING)		ONLY AMOUNT PAYABLE AFTER TO 30/06/2019	0.00	0.00		
		0 PMTS * \$x				
PROVISION FOR DEFERRED TAX LIABILITIES (BALANCE MUST BE PROVED!)		PER TAX RECONCILIATION	-9,200.70	-10,273.05		
		AMOUNT REPRESENTS TAX PAYABLE ON UNREALISED GAINS				
		UNREALISED LOSSES TO BE OFFSET PRIOR TO GAINS BEING RECORDED				
		TAX DEFERRED INCOME RECEIVED TO BE INCLUDED				
PROOF: MV OF ASSETS 30/06/2019 LESS COST OF ASSETS		FROM INVESTMENTS SECTION FROM INVESTMENTS SECTION				
MULTIPLY BY 2/3		CGT DISCOUNT ASSUMPTION ON ASSETS HELD > 12 MTHS				
PLUS TAX DEFERRED INCOME						
MULTIPLY BY 15%		SUPER FUND TAX RATE				
TOTAL NON CURRENT TAX LIABILITIES			-\$9,200.70	-\$10,273.05		
TOTAL TAX LIABILITIES			-\$15,068.05	-\$14,321.07		
Notes	1. Tax reconciliation worksheet should form basis of calculations		KEY:			
	2. Reconciliation forms basis for tax note to accounts		P = Agreed to last years accounts			
	3. ATO refunds recorded here and in Other Debtors		G/L = Agreed to Trial Balance			
	4. Investment manager tax summaries to included in this section not revenue		^ = Additions checked			
			F = Agreed to final accounts			

MILLER RETIREMENT FUND
 INCOME TAX EXPENSE CALCULATION WORKSHEET
 FOR THE YEAR ENDED 30 JUNE 2019

DESCRIPTION	INCOME TAX EXPENSE	PROVISION FOR TAX	FUTURE INCOME TAX BENEFIT		PROVISION FOR DEFERRED TAX				
			OPENING BALANCE	MOVEMENT	OPENING BALANCE	MOVEMENT	CLOSING BALANCE		
ACCRUED BENEFITS FROM OPERATIONS	61,514.00	-61,514.00							
PERMANENT DIFFERENCES									
PENALTIES & FINES	0.00	0.00							
IMPUTATION CREDITS	5,867.00	-5,867.00							
FOREIGN TAX CREDITS	250.00	-250.00							
WITHHOLDING TAX	0.00	0.00							
NON ASSESSABLE PORTION OF TRUST DISTRIBUTIONS	0.00	0.00							
NON ASSESSABLE TRUST CAPITAL GAINS	-3,420.00	3,420.00							
NON ASSESSABLE PORTION OF REALISED CAPITAL GAINS	-9,318.00	9,318.00							
EXEMPT PENSION INCOME MEMBER CONTRIBUTIONS	-44,169.00	44,169.00							
1/3 DISCOUNT ON UNREALISED CAPITAL GAINS	-3,575.00	3,575.00							
TIMING DIFFERENCES									
TAX DEFERRED TRUST DISTRIBUTIONS		7,052.00							
UNREALISED CAPITAL GAINS		3,672.00						68,487.00	-7,149.00
CAPITAL LOSSES									
OPENING BALANCE		0.00							
CLOSING BALANCE								0.00	0.00
less PERMANENT DIFFERENCE DISC ON UNREALISED CAP GAINS		-3,575.00							
TOTAL ASSESSABLE INCOME	7,149.01	-0.00	0.00	0.00	0.00	0.00	68,487.00	-7,149.00	61,337.99
TAX PAYABLE AT 15%	1,072.35	-0.00	0.00	0.00	0.00	0.00	10,273.05	-1,072.35	9,200.70
IMPUTATION CREDITS	-5,867.35	5,867.35							
FOREIGN TAX CREDITS	0.00	0.00							
TFN TAX	0.00	0.00							
TOTAL TAX PAYABLE	-4,795.00	5,867.35	0.00	0.00	0.00	0.00	10,273.05	-1,072.35	9,200.70

MANAGED FUND TAX ADJUSTMENTS	IMPUTATION CREDITS	FOREIGN TAX CREDITS	TAX FREE INCOME	TAX DEF INCOME	DISCOUNT CAP GAINS	TFN TAX
B/FWD PREVIOUS YEAR	0.00	0.00	0.00	0.00	0.00	0.00
ADVANCE MANAGED FUNDS	4.24	85.15	0.00	0.00	0.00	0.00
APN MANAGED FUNDS	161.24	0.49	0.00	6,640.29	0.00	0.00
CHALLENGER MANAGED FUNDS	0.00	0.00	0.00	0.00	0.00	0.00
COLONIAL MANAGED FUNDS - NO 1	2,879.65	71.75	0.00	415.71	1,858.59	0.00
COLONIAL MANAGED FUNDS - NO 2	0.00	0.00	0.00	0.00	0.00	0.00
CREDIT SUISSE MANAGED FUNDS	0.00	0.00	0.00	0.00	0.00	0.00
ING MANAGED FUNDS	0.00	0.00	0.00	0.00	0.00	0.00
MACQUARIE MANAGED FUNDS	0.00	0.00	0.00	0.00	0.00	0.00
PERPETUAL MANAGED FUNDS	2,822.22	92.18	0.00	0.00	1,561.21	0.00
C/FWD END OF YEAR	0.00	0.00	0.00	0.00	0.00	0.00
TOTALS	5,867.35	249.57	0.00	7,056.00	3,419.81	0.00

DEFERRED TAX LIABILITY PROOF

ASSETS - MARKET VALUE @ 30/06/2019
 DIRECT EQUITIES
 MANAGED FUNDS
 TOTAL ASSETS - MARKET VALUE

0.00
 629,035.62
 629,035.62

ASSETS - COST
 DIRECT EQUITIES
 MANAGED FUNDS
 TOTAL ASSETS - COST

0.00
 755,800.00
 755,800.00

NET INCREMENT TO 30/06/2019

-126,764.38

TAX DEFERRED INCOME C/FWD

TOTAL

REDEEMED

YEAR
2019

YEAR
2018

YEAR
2017

YEAR
2016

YEAR
PRE 2015

B/FWD PREVIOUS YEAR

0.00

0.00

0.00

0.00

0.00

0.00

ADVANCE MANAGED FUNDS

0.00

0.00

0.00

0.00

0.00

4.39

APN MANAGED FUNDS

0.00

6,640.29

3,442.17

1,480.62

0.00

5,327.96

CHALLENGER MANAGED FUNDS

0.00

0.00

0.00

0.00

0.00

1,392.53

COLONIAL MANAGED FUNDS - NO 1

0.00

415.71

3,245.18

373.78

208.43

11,697.28

COLONIAL MANAGED FUNDS - NO 2

0.00

0.00

0.00

0.00

0.00

0.00

CREDIT SUISSE MANAGED FUNDS

0.00

0.00

0.00

0.00

0.00

1,684.50

ING MANAGED FUNDS

0.00

0.00

0.00

0.00

0.00

0.00

MACQUARIE MANAGED FUNDS

0.00

0.00

0.00

0.00

0.00

0.00

PERPETUAL MANAGED FUNDS

0.00

0.00

0.00

0.00

0.00

242.88

C/FWD END OF YEAR

0.00

0.00

0.00

0.00

0.00

0.00

TOTALS

34,758.80

7,056.00

6,687.35

1,854.40

208.43

20,349.54

TOTAL UNREALISED INCOME

-92,005.58

CGT CONCESSION APPLIED - 1/3

-30,668.53

TOTAL UNREALISED TAXABLE INCOME

-61,337.05

TAX RATE APPLIED - 15%

-9,200.56

DIFFERENCE

0.14

ADVANCE TAX STATEMENT

1 July 2018 to 30 June 2019

ADVANCE
ASSET MANAGEMENT

┌ 000537



MT RAE INVESTMENTS PTY LTD
GPO BOX 7019
SYDNEY NSW 2001

Investor Number C13647153

Advance Contact Centre 1800 819 935

Fax (02) 9274 5211

Web advance.com.au

Issue Date 22 July 2019

Summary : Information for your 2019 Tax Return

Tax Return Instructions Item	Amount	Tax Return Label
Non-primary production income	\$17.25	13U
Franked distributions	\$4.24	13C
Franking credits	\$4.24	13Q
Credit for TFN amounts withheld	\$0.00	13R
Total capital gains	*	18H
Net capital gains	*	18A
Foreign income	\$209.75	20E/20M
Australian franking credits from a NZ company	\$0.00	20F
Foreign income tax offset	\$85.15	200
MIT withholding tax	\$0.00	

* The capital gain components will be shown in the CGT statement that will be sent to you shortly.

The summary shows the taxable components of all the distributions you received from your investments during the financial year. Individual details for each fund are shown over the page.

L000537 - C13647153

Managed Investment Funds
2018/19 Tax Return Information Statement

Account number: 090 009101577
Account type: Super fund
Account name: Mt Rae Investments Pty Ltd
 Miller Superannuation Fund
 Miller Superannuation Fund A/C
TFN/ABN: Provided

19916 | 0000007 | 52241 | 001



Mt Rae Investments Pty Ltd
 GPO Box 7019
 SYDNEY NSW 2001

If you have any questions about this statement, please talk to your financial adviser or accountant. The information shown on this statement is also provided to the Australian Taxation Office (ATO).

Part A

Summary of 2019 tax return items

Tax return	Amount (\$)	Tax return label
Interest income	0.00	10L
TFN amounts withheld (Interest)	0.00	10M
Non-primary production income	2,650.90	13U
Franked distributions from trusts	7,028.23	13C
Share of franking credits – franked dividends	2,879.65	13Q
TFN amounts withheld (Trust Distribution)	0.00	13R
Total current year capital gains	5,575.78	18H
Net capital gain	3,717.19	18A
Controlled Foreign Company (CFC) income	0.00	19K
Assessable foreign source income	339.46	20E
Other net foreign source income	339.46	20M
Australian franking credits from a New Zealand franking company	0.00	20F
Foreign Income Tax Offset	71.75	20O

Part B

Capital gains tax information – additional information for item 18	Amount (\$)
Capital gains - discount method (grossed-up amount)	5,575.78
Capital gains - other than discount method	0.00
Total current year capital gains	5,575.78

Notes


The cost base of your units in Attribution Managed Investment Trusts (AMITs) can be adjusted both upward and downward. Your cost base is adjusted at the end of each income year by the 'AMIT cost base net amount'. For all AMIT attribution, distribution and cost-base adjustment information, **go to Part C of the individual AMMA statement.**

Keeping your account details up-to-date

Please ensure that all account details, including your address information shown at the top of this statement are correct. Contact Investor Services on 13 13 36, Monday to Friday, between 8am to 7pm, Sydney - Australian Eastern Standard Time to inform us of any changes to your account.

PLEASE RETAIN THIS STATEMENT FOR INCOME TAX PURPOSES

Use this statement, together with the tax guide, to help you complete your tax return. Tax guides are also available on our website at colonialfirststate.com.au.



Part C**Total - interest****Taxable income (\$)**

Interest income

0.00

Total - components of distribution/attribution

	Cash distribution (\$)	Tax paid/Franking credit (\$)	Attribution/Taxable amount (\$)
Australian income			
Dividends - unfranked not CFI*	110.37		110.37
Dividends - unfranked CFI*	345.83		345.83
Interest	345.39		345.39
Interest exempt from non-resident withholding	0.00		0.00
Other income	1,849.31		1,849.31
Non-primary production income	2,650.90		2,650.90
Dividends - franked amount	4,148.58	2,879.65	7,028.23
Capital gains			
Discounted capital gain TAP^	2.38		2.38
Discounted capital gain NTAP^	2,785.51		2,785.51
Capital gains - other TAP^	0.00		0.00
Capital gains - other NTAP^	0.00		0.00
Capital gain	2,787.89		2,787.89
CGT gross-up amount (AMIT)			2,787.89
Other capital gains distribution (AMIT)	2,787.89		
CGT concession amount (non-AMIT)	0.00		
Total current year/distributed capital gains	5,575.78		
Foreign income			
Other net foreign source income	267.71	71.75	339.46
Assessable foreign income	267.71	71.75	339.46
Australian franking credits from a New Zealand franking company		0.00	0.00
CFC income	0.00		0.00
Total foreign income	267.71	71.75	339.46

Notes

* CFI = Conduit foreign income. CFI unfranked dividend income is paid from Australian companies and the income has been declared to be CFI income. CFI income is exempt from non-resident withholding tax.

^ TAP = Taxable Australian Property. NTAP = Non-Taxable Australian Property.

PLEASE RETAIN THIS STATEMENT FOR INCOME TAX PURPOSES

Use this statement, together with the tax guide, to help you complete your tax return. Tax guides are also available on our website at colonialfirststate.com.au.

Part C - continued

	Cash distribution (\$)	Attribution/Amount (\$)
Other non-assessable amounts		
Net exempt income	0.00	0.00
Non-assessable non-exempt	0.00	0.00
Other non-attributable amounts (AMIT)	415.71	
Tax free amounts (non-AMITs)	0.00	
Tax deferred amounts (non-AMITs)	0.00	
Gross cash distribution	13,058.68	
(Includes interest income)		
Other deductions from distribution		
Less: TFN amounts withheld	0.00	
Less: Non-resident withholding tax(12H)	0.00	
Less Other non-resident withholding	0.00	
Net cash distribution	13,058.68	
(Includes interest income)		

Do you hold any other investments with Colonial First State?

You will receive a separate Tax Return Information Statement if you have an investment in any other Colonial First State product.

If you intend to complete a myTax return, please check the information against this statement

Colonial First State is participating in the ATO's project to pre-fill managed fund distribution information into the myTax online tax return portal. If you complete a myTax return, you should ensure that any information that is pre-filled matches this distribution statement. To find out more about myTax visit the ATO website.

PLEASE RETAIN THIS STATEMENT FOR INCOME TAX PURPOSES

Use this statement, together with the tax guide, to help you complete your tax return. Tax guides are also available on our website at colonialfirststate.com.au.





AMIT Member Annual Statement

Please retain this statement for income tax purposes.



016

8144/003941/60072/93959/B

Mt Rae Investments Pty Ltd ATF Miller Retirement Fund
GPO BOX 7019
SYDNEY NSW 2001

Perpetual WealthFocus Investment Funds

Client number	344891003
Account number	AC720251101
Issue date	13 July 2019
Reporting period	01 July 2018 - 30 June 2019
Client services	1800 022 033

Adviser Robert Taylor

Account name Mt Rae Investments Pty Ltd As Trustee For Miller Retirement Fund

Part A - Your details

Account name	Mt Rae Investments Pty Ltd As Trustee For Miller Retirement Fund
Investor type	Superannuation fund
Tax File Number (TFN)	TFN provided
Account status	Active

Part B - Tax return information

This summary applies to resident individuals who hold their investment on capital account. Part C has information for all taxpayers. Use the information in this statement in preference to any amounts automatically downloaded using myTax or your tax agent's pre-filing service.

	Tax return reference	Amount
Partnerships and trusts		
Non-primary production income		
Share of net income from trusts, less net capital gains, foreign income and franked distributions	13U	\$392.83
Franked distributions from trusts	13C	\$7,756.29
Share of credits from income and tax offsets		
Franking credits	13Q	\$2,822.22
Capital gains		
Net capital gain	18A	\$2,389.89
Total current year capital gains	18H	\$4,731.71
Foreign source income		
Assessable foreign source income	20E	\$466.09
Other net foreign source income	20M	\$466.09
Foreign income tax offset	20O	\$92.18

L003941

8144/003941/B(077)/93959/B/WFI_ANNUAL_TAX_JUNE_2019_AusTaxUT_101559723_WealthFocusInvestmentFunds



Australian Government
 Australian Taxation Office

Agent STIRLING WARTON TAYLOR PTY
 LIMITED

Client MILLER RETIREMENT FUND

ABN 84 847 130 667

TFN 811 610 799

Income tax 551

Date generated	24/09/2019
Overdue	\$0.00
Not yet due	\$0.00
Balance	\$0.00

Transactions

2 results found - from **01 July 2018** to **24 September 2019** sorted by **processed date** ordered **newest to oldest**

Processed date	Effective date	Description	Debit (DR)	Credit (CR)	Balance
10 May 2019	15 May 2019	EFT refund for Income Tax for the period from 01 Jul 17 to 30 Jun 18	\$3,789.02		\$0.00
10 May 2019	10 May 2019	Tax return Self Man Superfund - Income Tax for the period from 01 Jul 17 to 30 Jun 18		\$3,789.02	\$3,789.02 CR

Client:		Balance Date	Prepared By	Reviewed By	Index
SWT MILLER RETIREMENT FUND		30 JUNE 2019	RMT		J
Lead Schedule			Date	Date	
OTHER LIABILITIES			24/09/2019		
	Sch Ref	Notes	Final	Last Year	
OTHER TAXES PAYABLE					
		PAYG WITHHELD (JUNE 2008 QTR)	PER JUNE 2008 BAS OR IAS CHQ NO AND DATE PRESENTED	0.00	0.00
		GST PAYABLE (JUNE 2008 QTR)	PER JUNE 2008 BAS CHQ NO X; PRESENTED - X	0.00	0.00
OTHER LIABILITIES					
		LIST TYPE, QTY AND DETAILS	WHEN PAID CHQ NO AND DATE PRESENTED	0.00	0.00
TOTAL OTHER LIABILITIES			\$0.00	\$0.00	
Notes	<p>1. PAYG only payable if member or members are in pension phase</p> <p>2. GST only payable if super fund registered. Typically owns commercial property or plant & equipment</p> <p>3. SMSF not allowed to borrow!</p>		KEY: P = Agreed to last years accounts G/L = Agreed to Trial Balance ^ = Additions checked F = Agreed to final accounts		

SWT	Client: MILLER RETIREMENT FUND	Balance Date 30 JUNE 2019	Prepared By RMT	Reviewed By	Index
Lead Schedule MEMBERS ACCOUNTS			Date 24/09/2019	Date	L
	Sch Ref	Notes	Final	Last Year	
<u>MEMBER NO 1</u>					
DAVID MILLER		RELATIONSHIP TO OTHER MEMBERS - SPOUSE	627,770.26	624,029.65	
ACCUMULATION PHASE					
77					
<u>MEMBER NO 2</u>					
MARGARET ANN MILLER		RELATIONSHIP TO OTHER MEMBERS - SPOUSE	330,909.12	337,268.67	
ACCUMULATION PHASE					
73					
<u>MEMBER NO 3</u>					
MEMBER NO. 3		RELATIONSHIP TO OTHER MEMBERS - SON/ BROTHER	0.00	0.00	
ACCUMULATION OR PENSION PHASE		PENSION CERT EXPIRY DATE			
0					
<u>MEMBER NO 4</u>					
MEMBER NO. 4		RELATIONSHIP TO OTHER MEMBERS - SON/ BROTHER	0.00	0.00	
ACCUMULATION OR PENSION PHASE		PENSION CERT EXPIRY DATE			
0					
TOTAL ALLOCATED BENEFITS			958,679.38	961,298.32	
<u>UNALLOCATED BENEFITS</u>					
INVESTMENT FLUCUATION RESERVE			-0.00	0.00	
FORFEITED BENEFITS RESERVE			0.00	0.00	
MISCELLANEOUS RESERVE			0.00	0.00	
<i>(Transfers from Reserves to members accounts are surchargeable)</i>					
TOTAL UNALLOCATED BENEFITS			-0.00	0.00	
TOTAL MEMBERS LIABILITIES			\$958,679.38	\$961,298.32	
Notes	1. SMSF'S can only have a maximum of 4 members 2. Members worksheet to be used and all sections kept up to date 3. Reserve accounts to be used on consultation with Partner/ Manager SCR/1 to be referred to		KEY: P = Agreed to last years accounts G/L = Agreed to Trial Balance ^ = Additions checked F = Agreed to final accounts		

MILLER RETIREMENT FUND
MEMBERS ACCOUNTS
AS AT 30 JUNE 2019

MEMBER	DAVID MILLER	MARGARET MILLER	MEMBER NO 3	MEMBER NO 4	INVESTMENT FLUCTUATION RESERVE	TOTAL
OPENING BALANCE	624,029.65	337,268.67	0.00	0.00	-0.03	961,298.29
EMPLOYER CONTRIBUTIONS	0.00	0.00	0.00	0.00	0.00	0.00
MEMBER CONTRIBUTIONS	0.00	0.00	0.00	0.00	0.00	0.00
TAX APPLICABLE TO CONTRIBUTIONS	0.00	0.00	0.00	0.00	0.00	0.00
SURCHARGE ON CONTRIBUTIONS	0.00	0.00	0.00	0.00	0.00	0.00
BENEFITS TRANSFERRED IN	0.00	0.00	0.00	0.00	0.00	0.00
SHARE OF PROFIT	39,931.80	21,581.90	0.00	0.00	-0.00	61,513.70
TAX APPLICABLE TO PROFIT	3,808.81	2,058.55	0.00	0.00	-0.01	5,867.35
BENEFITS PAID OUT	-40,000.00	-30,000.00	0.00	0.00	0.00	-70,000.00
TOTAL MEMBERS ACCOUNT	627,770.26	330,909.12	0.00	0.00	-0.04	958,679.34
REPRESENTED BY						
TAX FREE COMPONENT						
CONTRIBUTIONS SEGMENT	327,682.04	0.00	0.00	0.00	0.00	327,682.04
CRYSTALLISED SEGMENT	65,941.07	106,372.69	0.00	0.00	0.00	172,313.76
TAXABLE COMPONENT						
TAXED ELEMENT	234,147.15	224,536.43	0.00	0.00	0.00	458,683.58
UNTAXED ELEMENT (INSURANCE COMPONENT)	0.00	0.00	0.00	0.00	0.00	0.00
TOTAL MEMBERS BENEFIT	627,770.26	330,909.12	0.00	0.00	0.00	958,679.38
ELIGIBLE SERVICE PERIOD						
DATE OF BIRTH	26/07/1941	01/08/1945				
AGE - 30 JUNE 2019	77	73				
PERIOD START DATE	08/04/1969	31/01/1977				
PRE JUNE 1983 DAYS	5,197	2,342				
POST JUNE 1983 DAYS	13,149	13,149				
TOTAL SERVICE DAYS - 30/06/19	18,346	15,491	0	0		
MEMBERS RBL LIMIT - LUMP SUM	648,946.00	648,946.00	648,946.00	648,946.00		
EXCESS BENEFITS	0.00	0.00	0.00	0.00		
MEMBERS RBL LIMIT - PENSION	1,297,886.00	1,297,886.00	1,297,886.00	1,297,886.00		
EXCESS BENEFITS	0.00	0.00	0.00	0.00		

KEY NOTES & FORMULAS

CONTRIBUTIONS SEGMENT			
OPENING BALANCE - 01/07/2018	350,124.88	0.00	0.00
EXTERNAL FUND TRANSFERS	0.00	0.00	0.00
MEMBERS CONTRIBUTIONS	0.00	0.00	0.00
LESS: BENEFITS PAID/ TRANSFERS OUT	-22,442.84	0.00	0.00
	327,682.04	0.00	0.00
CRYSTALLISED SEGMENT			
UNDEDUCTED CONTRIBUTIONS - PRE 1/7/07	70,457.35	116,758.33	0.00
PRE JULY 1983 COMPONENT - PRE 1/7/07	0.00	0.00	0.00
EXTERNAL FUND TRANSFERS	0.00	0.00	0.00
CGT EXEMPT COMPONENT	0.00	0.00	0.00
CONCESSIONAL COMPONENT	0.00	0.00	0.00
POST JUNE 1994 INVALIDITY COMPONENT	0.00	0.00	0.00
LESS: BENEFITS PAID/ TRANSFERS OUT	-4,516.28	-10,385.64	0.00
	65,941.07	106,372.69	0.00
TAXABLE COMPONENT (TAXED ELEMENT)			
MEMBERS ACCOUNT BALANCE - 30/06/19	627,770.26	330,909.12	0.00
LESS: CONTRIBUTIONS SEGMENT	-327,682.04	0.00	0.00
LESS: CRYSTALLISED SEGMENT	-65,941.07	-106,372.69	0.00
	234,147.15	224,536.43	0.00
NOTES			

The following link should be used to verify the calculation of the crystallised segment as at 30 June 2007
<http://calculators.ato.gov.au/scripts/axos/axos.asp?CONTEXT=&KBS=SCC.xr4&go=ok>

**MILLER RETIREMENT FUND
MEMBERS ACCOUNTS
AS AT 30 JUNE 2019**

EARNINGS RATE	2019	2018	2017	2016	2015	2014	2013
OPENING BALANCE OF FUND	961,298.29	960,444.64	1,099,507.99	1,100,290.72	823,186.87	813,716.18	754,596.52
NET FUND EARNINGS							
EARNINGS FOR YEAR	61,513.70	66,805.63	24,663.85	27,554.11	42,862.01	61,281.18	86,215.90
TAX APPLICABLE TO EARNINGS	5,867.35	4,048.02	3,472.80	1,663.16	4,241.84	3,189.51	2,903.76
NET FUND EARNINGS	67,381.05	70,853.65	28,136.65	29,217.27	47,103.85	64,470.69	89,119.66
AVERAGE EARNING RATE	7.01%	7.38%	2.56%	2.66%	5.72%	7.92%	11.81%

AVERAGE 5 YEAR RATE 5.06% 5.25% 6.13% 5.96% 6.59% 6.99% 2.23%