

Financial statements and reports for the year ended 30 June 2021

Lennox Superannuation Fund

Prepared for: Shgap Pty Ltd

Lennox Superannuation Fund Operating Statement

For the year ended 30 June 2021



	Note	2021 \$	2020 \$
Income			
Investment Income			
Trust Distributions	10	4,005.19	5,347.74
Dividends Received	9	10,947.85	16,692.28
Interest Received		0.47	7.38
Investment Gains			
Changes in Market Values	11		
Realised Movements in Market Value		9,148.87	(11,037.53)
Unrealised Movements in Market Value		137,947.42	(71,461.58)
Other Investment Gains/Losses		0.01	(626.84)
Total Income		<u>162,049.81</u>	<u>(61,078.55)</u>
Expenses			
Accountancy Fees		4,620.00	4,246.00
ATO Supervisory Levy		259.00	259.00
Auditor's Remuneration		330.00	330.00
Investment Expenses		0.00	55.00
		<u>5,209.00</u>	<u>4,890.00</u>
Member Payments			
Pensions Paid		15,950.00	17,370.00
Total Expenses		<u>21,159.00</u>	<u>22,260.00</u>
Benefits accrued as a result of operations before income tax			
		<u>140,890.81</u>	<u>(83,338.55)</u>
Income Tax Expense	12	(4,021.81)	0.00
Benefits accrued as a result of operations		<u>144,912.62</u>	<u>(83,338.55)</u>

DocuSigned by:

George Ashey-Palmer

2AABE76940B243E...

Refer to compilation report

Lennox Superannuation Fund

Detailed Statement of Financial Position



As at 30 June 2021

	Note	2021	2020
		\$	\$
Assets			
Investments			
Derivatives (Options, Hybrids, Future Contracts)	2		
Classic Minerals Ltd		83.75	0.00
Shares in Listed Companies (Australian)	3		
88 Energy Limited		572.00	0.00
Acacia Coal Limited - Ordinary Fully Paid		0.00	100.00
Adbri Limited - Ordinary Fully Paid (ex Adelaide Brighton)		24,078.33	22,066.02
Adslot Ltd (Formerly Webfirm and Ansearch Limited)		991.76	637.56
Alexium International Group Limited		392.00	0.00
Amcor Limited		10,591.00	5,792.00
Amp Limited - Ordinary Fully Paid		2,047.50	3,190.60
Aurizon Holdings Limited - Ordinary Fully Paid		14,418.72	7,261.92
Australian Agricultural Company Limited. - Ordinary Fully Paid		3,205.80	2,410.20
Bank of Queensland Limited. - Ordinary Fully Paid		11,751.90	8,638.00
Bhp Billiton Limited - Ordinary Fully Paid		38,856.00	32,954.40
Brambles Limited - Ordinary Fully Paid		28,702.96	20,424.73
Brickworks Limited - Ordinary Fully Paid		17,899.98	16,843.12
Caeneus Minerals Ltd - Ordinary Fully Paid		950.00	60.00
Cape Lambert Resources Limited - Ordinary Fully Paid		0.00	204.00
Challenger Limited - Ordinary Fully Paid		21,715.74	15,487.92
City Chic Collective Limited		4,392.00	0.00
Classic Minerals Ltd - Ordinary Fully Paid		970.00	335.00
Coca-Cola Amatil Limited - Ordinary Fully Paid		0.00	4,416.60
Coda Minerals Ltd		44.82	0.00
Coles Group Limited.		5,417.53	5,442.89
Cyclone Metals Limited		918.00	0.00
Dateline Resources Limited - Ordinary Fully Paid		662.40	360.00
Deterra Royalties Limited		7,020.00	0.00
Elixir Energy Limited - Ordinary Fully Paid		12,835.31	1,134.00
Flamingo Ai Limited - Ordinary Fully Paid		940.00	188.00
Freedom Foods Group Limited - Ordinary Fully Paid		1,547.60	3,732.40
Galileo Mining Ltd		825.00	0.00
Genex Power Limited		616.00	0.00
Greenland Minerals Limited		1,045.00	650.00
Gti Resources Limited - Ordinary Fully Paid		1,040.00	1,360.00
Hazer Group Limited		516.00	0.00
Iluka Resources Limited - Ordinary Fully Paid		9,058.50	13,322.40
Iph Limited - Ordinary Fully Paid		1,560.00	1,492.00
Isentia Group Limited - Ordinary Fully Paid		412.50	362.50

DocuSigned by:

George Ashley-Palmer

2AABE76940B243E...

Refer to compilation report

Lennox Superannuation Fund

Detailed Statement of Financial Position



As at 30 June 2021

	Note	2021	2020
		\$	\$
Investments			
Magontec Limited - Ordinary Fully Paid		1,452.60	1,371.90
Metals X Limited - Ordinary Fully Paid		2,510.99	922.64
MGC Pharmaceuticals (Erin Resources Limited)		8,695.00	5,900.00
Mincor Resources NI - Ordinary Fully Paid		6,915.24	4,994.34
Oneview Healthcare Plc		705.00	0.00
Ora Banda Mining Ltd (ex Eastern Goldfields)- Ordinary Fully Paid		2,635.95	2,529.09
Orora Limited - Ordinary Fully Paid		9,310.68	4,307.84
Ovato Limited - Ordinary Fully Paid (ex PMP)		640.36	196.81
Pendal Group Limited - Ordinary Fully Paid		10,848.76	5,193.90
Platinum Asset Management Limited - Ordinary Fully Paid		3,093.30	2,349.90
Pointerra Limited - Ordinary Fully Paid		14,700.00	3,402.00
Polarx Limited - Ordinary Fully Paid		620.00	510.00
Pursuit Minerals Ltd		1,943.00	0.00
Qbe Insurance Group Limited - Ordinary Fully Paid		1,402.70	1,151.80
Qube Holdings Limited - Ordinary Fully Paid		6,904.26	6,337.98
Queensland Pacific Metals Limited		1,400.00	0.00
Quickstep Holdings Limited - Ordinary Fully Paid		1,040.00	1,680.00
Red Mountain Mining Limited		900.00	0.00
Seven West Media Limited - Ordinary Fully Paid		6,025.94	1,488.67
Silex Systems Limited - Ordinary Fully Paid		1,695.60	1,460.10
South32 Limited - Ordinary Fully Paid		2,695.60	1,876.80
Sparc Technologies Limited		135.00	0.00
Suncorp Group Limited - Ordinary Fully Paid		4,110.70	5,907.20
Superior Resources Limited		840.00	0.00
Suvo Strategic Minerals Limited		975.00	0.00
Tabcorp Holdings Limited		9,728.04	8,037.64
Talisman Mining Limited - Ordinary Fully Paid		820.00	660.00
Telstra Corporation Limited		29,779.20	23,537.60
Thomson Resources Limited		540.00	0.00
Venturex Resources Limited		3,850.00	0.00
Wattle Health Australia Limited - Ordinary Fully Paid		3,710.00	3,710.00
Wesfarmers Limited - Ordinary Fully Paid		27,599.70	20,935.61
Westpac Banking Corporation		27,100.50	18,847.50
Whitehaven Coal Limited - Ordinary Fully Paid		3,880.00	2,860.00
Whitehawk Limited - Ordinary Fully Paid		4,495.00	2,125.00
Wpp Aunz Ltd (ex STW Communications)		0.00	1,792.00
Units in Listed Unit Trusts (Australian)	4		
APA Group		1,780.00	0.00
Ardent Leisure Group Limited - Ordinary Fully Paid		5,803.56	2,270.58
Australian Unity Office Fund - Ordinary Units Fully Paid		5,220.00	2,090.00

DocuSigned by:

 2AABE76940B243E...

Refer to compilation report

Lennox Superannuation Fund

Detailed Statement of Financial Position



As at 30 June 2021

	Note	2021 \$	2020 \$
Investments			
Cromwell Property Group		1,312.50	0.00
Homeco Daily Needs Reit		1,992.20	0.00
Infigen Energy - Stapled Securities Fully Paid		0.00	3,661.30
Magellan High Conviction Trust		1,565.00	0.00
Rural Funds Group - Fully Paid Units Stapled Securities		15,953.00	12,556.80
Scentre Group - Stapled Securities Deferred Settlement		18,262.10	12,434.10
Spark Infrastructure Group - Stapled \$0.65 Loan Note and Unit		21,712.50	20,844.00
Sydney Airport - Units Fully Paid Stapled Securities (prev MAP)		4,632.00	4,536.00
Transurban Group - Ordinary Shares/Units Fully Paid Triple Stapled		40,185.52	39,903.12
Unibail-Rodamco-Westfield - Chess Depository Interests 20:1		4,657.60	4,767.20
Total Investments		<u>552,852.20</u>	<u>406,015.68</u>
Other Assets			
Bank Accounts	5		
Macquarie ***5458		2,682.30	5,503.76
Macquarie CMT ***0070		972.11	72.11
Distributions Receivable			
APA Group		3.35	0.00
Australian Unity Office Fund - Ordinary Units Fully Paid		75.00	30.00
Cromwell Property Group		24.38	0.00
Homeco Daily Needs Reit		25.95	0.00
Rural Funds Group - Fully Paid Units Stapled Securities		169.78	177.35
Transurban Group - Ordinary Shares/Units Fully Paid Triple Stapled		578.92	451.84
Income Tax Refundable		4,021.81	4,242.44
Total Other Assets		<u>8,553.60</u>	<u>10,477.50</u>
Total Assets		<u>561,405.80</u>	<u>416,493.18</u>
Net assets available to pay benefits		<u>561,405.80</u>	<u>416,493.18</u>
Represented By :			
Liability for accrued benefits allocated to members' accounts	6, 7		
Asbey-Palmer, George William - Pension (Pension 1)		0.00	380,728.03
Asbey-Palmer, George William - Pension (Pension 2)		0.00	31,239.23
Asbey-Palmer, George William - Pension (Pension 3)		0.00	4,525.92
Asbey-Palmer, George William - Pension (Account Based Pension 4)		561,405.80	0.00
Total Liability for accrued benefits allocated to members' accounts		<u>561,405.80</u>	<u>416,493.18</u>

DocuSigned by:

 2AABE76940B243E...

Refer to compilation report

Lennox Superannuation Fund Detailed Statement of Financial Position

As at 30 June 2021



Note	2021	2020
	\$	\$

DocuSigned by:
George Askey-Palmer
2AABE76940B243E...

Refer to compilation report

Lennox Superannuation Fund Compilation Report



We have compiled the accompanying special purpose financial statements of the Lennox Superannuation Fund which comprise the statement of financial position as at 30/06/2021 the operating statement for the year then ended, a summary of significant accounting policies and other explanatory notes. The specific purpose for which the special purpose financial statements have been prepared is set out in Note 1 to the financial statements.

The Responsibility of the Trustee(s)

The Trustee(s) of Lennox Superannuation Fund are solely responsible for the information contained in the special purpose financial statements, the reliability, accuracy and completeness of the information and for the determination that the financial reporting framework used is appropriate to meet their needs and for the purpose that the financial statements were prepared.

Our Responsibility

On the basis of information provided by the Trustee(s), we have compiled the accompanying special purpose financial statements in accordance with the financial reporting framework as described in Note 1 to the financial statements and APES 315: Compilation of Financial Information.

We have applied our expertise in accounting and financial reporting to compile these financial statements in accordance with the financial reporting framework described in Note 1 to the financial statements. We have complied with the relevant ethical requirements of APES 110: Code of Ethics for Professional Accountants.

Assurance Disclaimer

Since a compilation engagement is not an assurance engagement, we are not required to verify the reliability, accuracy or completeness of the information provided to us by management to compile these financial statements. Accordingly, we do not express an audit opinion or a review conclusion on these financial statements.

The special purpose financial statements were compiled exclusively for the benefit of the directors of the trustee company who are responsible for the reliability, accuracy and completeness of the information used to compile them. We do not accept responsibility for the contents of the special purpose financial statements.

Simmons Livingstone & Associates

of

PO Box 806, OXENFORD, Queensland 4210

Signed:

Dated: 30/06/2021

Lennox Superannuation Fund

Notes to the Financial Statements

For the year ended 30 June 2021



Note 1: Summary of Significant Accounting Policies

The trustees have prepared the financial statements on the basis that the Superannuation Fund is a non-reporting entity because there are no users dependent on general purpose financial statements. The financial statements are therefore special purpose financial statements that have been prepared in order to meet the requirements of the Superannuation Industry (Supervision) Act 1993 and associated Regulations, the trust deed of the Fund and the needs of members.

The financial statements have been prepared on a cash basis and are based on historical costs, except for investments which have been measured at market value.

The following significant accounting policies, which are consistent with the policies applied in the previous period unless otherwise stated, have been adopted in the preparation of the financial statements.

The financial statements were authorised for issue by the Director(s).

a. Measurement of Investments

The Fund initially recognises:

- (i) an investment when it controls the future economic benefits expected to flow from the asset. For financial assets, the trade date is considered to be the date on which control of the future economic benefits attributable to the asset passes to the Fund; and
- (ii) a financial liability on the date it becomes a party to the contractual provisions of the instrument.

Investments of the Fund have been measured at market value, which refers to the amount that a willing buyer could reasonably be expected to pay to acquire an asset from a willing seller if the following assumptions were made:

- that the buyer and the seller deal with each other at arm's length in relation to the sale;
- that the sale occurred after proper marketing of the asset; and
- that the buyer and the seller acted knowledgeably and prudentially in relation to the sale.

Market value has been determined as follows:

- (i) shares and other securities listed on the Australian Securities Exchange by reference to the relevant market quotations at the end of the reporting period;
- (ii) units in managed funds by reference to the unit redemption price at the end of the reporting period;
- (iii) fixed-interest securities by reference to the redemption price at the end of the reporting period;
- (iv) unlisted investments are stated at trustees' assessment based on estimated market value at balance date or where necessary, an external valuer's opinion; and
- (v) investment properties at the trustees' assessment of the market value or where necessary a qualified independent valuer's opinion at the end of reporting period.

Financial liabilities, such as trade creditors and other payables, are measured at the gross value of the outstanding balance at the end of the reporting period. The trustees have determined that the gross values of the Fund's financial liabilities is equivalent to their market values. Any remeasurement changes in the gross values of non-current financial liabilities (including liabilities for members' accrued benefits) are recognised in the operating statement in the periods in which they occur.

b. Cash and Cash Equivalents

Cash and cash equivalents include cash on hand and at call, deposits with banks and short-term, highly liquid investments that are readily convertible to cash and subject to an insignificant risk of change in value.

c. Revenue

Revenue is recognised to the extent that it is probable that the economic benefits will flow to the Fund and the revenue can be reliably measured. Revenue is recognised at the fair value of the consideration received or receivable.

DocuSigned by:
George Askey-Palmer
2AABE76940B243E...

Lennox Superannuation Fund

Notes to the Financial Statements

For the year ended 30 June 2021



Interest revenue

Interest revenue is recognised in respect of fixed-interest securities, and cash and cash equivalent balances. Interest revenue is recognised upon receipt.

Dividend revenue

Dividend revenue is recognised when the dividend has been paid or, in the case of dividend reinvestment schemes, when the dividend is credited to the benefit of the fund.

Rental revenue

Rental revenue arising from operating leases on investment properties is recognised upon receipt.

Distribution revenue

Distributions from unit trusts and managed funds are recognised as at the date the unit value is quoted ex-distribution and if not received at the end of the reporting period, are reflected in the statement of financial position as a receivable at market value.

Remeasurement changes in market values

Remeasurement changes in the market values of assets are recognised as income and determined as the difference between the market value at year-end or consideration received (if sold during the year) and the market value as at the prior year-end or cost (if acquired during the period).

Contributions

Contributions and transfers in are recognised when the control and the benefits from the revenue have been attained and are recorded by the Fund, gross of any taxes, in the period to which they relate.

d. Liability for Accrued Benefits

The liability for accrued benefits represents the Fund's present obligation to pay benefits to members and beneficiaries, and has been calculated as the difference between the carrying amount of the assets and the carrying amount of the other payables and income tax liabilities as at the end of the reporting period.

e. Critical Accounting Estimates and Judgements

The preparation of financial statements requires the trustees to make judgements, estimates and assumptions that affect the application of accounting policies and the reported amounts of assets and liabilities, income and expenses. Actual results may differ from these estimates.

Estimates and underlying assumptions are reviewed on an ongoing basis. Revisions to accounting estimates are recognised in the period in which the estimate is revised and in any future period affected.

Note 2: Derivatives (Options, Hybrids, Future Contracts)

	2021 \$	2020 \$
Classic Minerals Ltd	83.75	0.00
	83.75	0.00

Note 3: Shares in Listed Companies (Australian)

	2021 \$	2020 \$
Pointerra Limited - Ordinary Fully Paid	14,700.00	3,402.00

DocuSigned by:

 2AABE76940B243E...

Refer to compilation report

Lennox Superannuation Fund

Notes to the Financial Statements

For the year ended 30 June 2021



88 Energy Limited	572.00	0.00
Australian Agricultural Company Limited. - Ordinary Fully Paid	3,205.80	2,410.20
Adbri Limited - Ordinary Fully Paid (ex Adelaide Brighton)	24,078.33	22,066.02
Adslot Ltd (Formerly Webfirm and Ansearch Limited)	991.76	637.56
Acacia Coal Limited - Ordinary Fully Paid	0.00	100.00
Alexium International Group Limited	392.00	0.00
Amcors Limited	10,591.00	5,792.00
Amp Limited - Ordinary Fully Paid	2,047.50	3,190.60
Aurizon Holdings Limited - Ordinary Fully Paid	14,418.72	7,261.92
Bhp Billiton Limited - Ordinary Fully Paid	38,856.00	32,954.40
Brickworks Limited - Ordinary Fully Paid	17,899.98	16,843.12
Bank of Queensland Limited. - Ordinary Fully Paid	11,751.90	8,638.00
Brambles Limited - Ordinary Fully Paid	28,702.96	20,424.73
Caeneus Minerals Ltd - Ordinary Fully Paid	950.00	60.00
Coca-Cola Amatil Limited - Ordinary Fully Paid	0.00	4,416.60
City Chic Collective Limited	4,392.00	0.00
Cape Lambert Resources Limited - Ordinary Fully Paid	0.00	204.00
Challenger Limited - Ordinary Fully Paid	21,715.74	15,487.92
Cyclone Metals Limited	918.00	0.00
Classic Minerals Ltd - Ordinary Fully Paid	970.00	335.00
Coda Minerals Ltd	44.82	0.00
Coles Group Limited.	5,417.53	5,442.89
Deterra Royalties Limited	7,020.00	0.00
Dateline Resources Limited - Ordinary Fully Paid	662.40	360.00
Elixir Energy Limited - Ordinary Fully Paid	12,835.31	1,134.00
Flamingo Ai Limited - Ordinary Fully Paid	940.00	188.00
Freedom Foods Group Limited - Ordinary Fully Paid	1,547.60	3,732.40
Galileo Mining Ltd	825.00	0.00
Greenland Minerals Limited	1,045.00	650.00
Genex Power Limited	616.00	0.00
Gti Resources Limited - Ordinary Fully Paid	1,040.00	1,360.00
Hazer Group Limited	516.00	0.00

DocuSigned by:

George Askey-Palmer

2AABE76940B243E...

Refer to compilation report

Lennox Superannuation Fund

Notes to the Financial Statements

For the year ended 30 June 2021



Iluka Resources Limited - Ordinary Fully Paid	9,058.50	13,322.40
Iph Limited - Ordinary Fully Paid	1,560.00	1,492.00
Isentia Group Limited - Ordinary Fully Paid	412.50	362.50
Mincor Resources NI - Ordinary Fully Paid	6,915.24	4,994.34
Magontec Limited - Ordinary Fully Paid	1,452.60	1,371.90
Metals X Limited - Ordinary Fully Paid	2,510.99	922.64
MGC Pharmaceuticals (Erin Resources Limited)	8,695.00	5,900.00
Ora Banda Mining Ltd (ex Eastern Goldfields)- Ordinary Fully Paid	2,635.95	2,529.09
Oneview Healthcare Plc	705.00	0.00
Orora Limited - Ordinary Fully Paid	9,310.68	4,307.84
Ovato Limited - Ordinary Fully Paid (ex PMP)	640.36	196.81
Pendal Group Limited - Ordinary Fully Paid	10,848.76	5,193.90
Platinum Asset Management Limited - Ordinary Fully Paid	3,093.30	2,349.90
Pursuit Minerals Ltd	1,943.00	0.00
Polarx Limited - Ordinary Fully Paid	620.00	510.00
Qbe Insurance Group Limited - Ordinary Fully Paid	1,402.70	1,151.80
Quickstep Holdings Limited - Ordinary Fully Paid	1,040.00	1,680.00
Queensland Pacific Metals Limited	1,400.00	0.00
Qube Holdings Limited - Ordinary Fully Paid	6,904.26	6,337.98
Red Mountain Mining Limited	900.00	0.00
South32 Limited - Ordinary Fully Paid	2,695.60	1,876.80
Silex Systems Limited - Ordinary Fully Paid	1,695.60	1,460.10
Sparc Technologies Limited	135.00	0.00
Superior Resources Limited	840.00	0.00
Suncorp Group Limited - Ordinary Fully Paid	4,110.70	5,907.20
Suvo Strategic Minerals Limited	975.00	0.00
Seven West Media Limited - Ordinary Fully Paid	6,025.94	1,488.67
Tabcorp Holdings Limited	9,728.04	8,037.64
Talisman Mining Limited - Ordinary Fully Paid	820.00	660.00
Telstra Corporation Limited	29,779.20	23,537.60
Thomson Resources Limited	540.00	0.00
Venturex Resources Limited	3,850.00	0.00

DocuSigned by:

 2AABE76940B243E...

Refer to compilation report

Lennox Superannuation Fund

Notes to the Financial Statements

For the year ended 30 June 2021



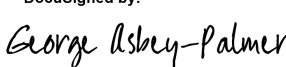
Westpac Banking Corporation	27,100.50	18,847.50
Wesfarmers Limited - Ordinary Fully Paid	27,599.70	20,935.61
Wattle Health Australia Limited - Ordinary Fully Paid	3,710.00	3,710.00
Whitehaven Coal Limited - Ordinary Fully Paid	3,880.00	2,860.00
Whitehawk Limited - Ordinary Fully Paid	4,495.00	2,125.00
Wpp Aunz Ltd (ex STW Communications)	0.00	1,792.00
	429,692.47	302,952.58

Note 4: Units in Listed Unit Trusts (Australian)

	2021 \$	2020 \$
Ardent Leisure Group Limited - Ordinary Fully Paid	5,803.56	2,270.58
Australian Unity Office Fund - Ordinary Units Fully Paid	5,220.00	2,090.00
APA Group	1,780.00	0.00
Cromwell Property Group	1,312.50	0.00
Homeco Daily Needs Reit	1,992.20	0.00
Infigen Energy - Stapled Securities Fully Paid	0.00	3,661.30
Magellan High Conviction Trust	1,565.00	0.00
Rural Funds Group - Fully Paid Units Stapled Securities	15,953.00	12,556.80
Scentre Group - Stapled Securities Deferred Settlement	18,262.10	12,434.10
Spark Infrastructure Group - Stapled \$0.65 Loan Note and Unit	21,712.50	20,844.00
Sydney Airport - Units Fully Paid Stapled Securities (prev MAP)	4,632.00	4,536.00
Transurban Group - Ordinary Shares/Units Fully Paid Triple Stapled	40,185.52	39,903.12
Unibail-Rodamco-Westfield - Chess Depository Interests 20:1	4,657.60	4,767.20
	123,075.98	103,063.10

Note 5: Banks and Term Deposits

	2021 \$	2020 \$
Banks		
Macquarie ***5458	2,682.30	5,503.76

DocuSigned by:

 2AABE76940B243E...

Lennox Superannuation Fund

Notes to the Financial Statements

For the year ended 30 June 2021



Macquarie CMT ***0070	972.11	72.11
	<hr/>	<hr/>
	3,654.41	5,575.87
	<hr/>	<hr/>

Note 6: Liability for Accrued Benefits

	2021 \$	2020 \$
Liability for accrued benefits at beginning of year	416,493.18	499,832.37
Benefits accrued as a result of operations	144,912.62	(83,338.55)
Current year member movements	0.00	(0.64)
	<hr/>	<hr/>
Liability for accrued benefits at end of year	561,405.80	416,493.18
	<hr/>	<hr/>

Note 7: Vested Benefits

Vested benefits are benefits that are not conditional upon continued membership of the fund (or any factor other than resignation from the plan) and include benefits which members were entitled to receive had they terminated their fund membership as at the end of the reporting period.

	2021 \$	2020 \$
Vested Benefits	<hr/> 561,405.80	<hr/> 416,493.18
	<hr/>	<hr/>

Note 8: Guaranteed Benefits

No guarantees have been made in respect of any part of the liability for accrued benefits.

Note 9: Dividends

	2021 \$	2020 \$
Adbri Limited - Ordinary Fully Paid (ex Adelaide Brighton)	832.68	495.64
Amcor Limited	342.51	276.90
Amp Limited - Ordinary Fully Paid	172.00	0.00
Aurizon Holdings Limited - Ordinary Fully Paid	869.95	500.80
Bank of Queensland Limited. - Ordinary Fully Paid	455.30	310.00
Bhp Billiton Limited - Ordinary Fully Paid	1,743.28	2,800.81
Brambles Limited - Ordinary Fully Paid	563.81	1,010.74
Brickworks Limited - Ordinary Fully Paid	518.40	870.74
Challenger Limited - Ordinary Fully Paid	381.33	1,825.09
Coca-Cola Amatil Limited - Ordinary Fully Paid	45.90	335.10
Coles Group Limited.	191.79	372.70
Deterra Royalties Limited	38.22	0.00

DocuSigned by:

 2AABE76940B243E...

Refer to compilation report

Lennox Superannuation Fund

Notes to the Financial Statements

For the year ended 30 June 2021



Elders Limited (Formerly Futuris Corporation Limited)	0.00	28.80
Freedom Foods Group Limited - Ordinary Fully Paid	0.00	40.30
Iluka Resources Limited - Ordinary Fully Paid	27.80	268.29
Iph Limited - Ordinary Fully Paid	58.00	106.89
Northern Star Resources Ltd - Ordinary Fully Paid	5.10	6.43
Ora Banda Mining Ltd (ex Eastern Goldfields)- Ordinary Fully Paid	210.91	0.00
Orora Limited - Ordinary Fully Paid	388.52	1,267.58
Pendal Group Limited - Ordinary Fully Paid	409.90	320.68
Platinum Asset Management Limited - Ordinary Fully Paid	144.90	243.00
Qbe Insurance Group Limited - Ordinary Fully Paid	5.20	61.90
Qube Holdings Limited - Ordinary Fully Paid	104.54	149.62
South32 Limited - Ordinary Fully Paid	29.23	97.96
Suncorp Group Limited - Ordinary Fully Paid	230.40	346.29
Suncorp Group Limited SUNPE - Convertible Preference Share Cps3	0.00	201.78
Tabcorp Holdings Limited	153.87	433.08
Telstra Corporation Limited	1,235.20	1,718.86
Wesfarmers Limited - Ordinary Fully Paid	854.61	1,020.73
Westpac Banking Corporation	934.50	1,085.71
Whitehaven Coal Limited - Ordinary Fully Paid	0.00	357.86
Wpp Aunz Ltd (ex STW Communications)	0.00	138.00
	10,947.85	16,692.28

DocuSigned by:

George Askey-Palmer

2AABE76940B243E...

Lennox Superannuation Fund

Notes to the Financial Statements

For the year ended 30 June 2021

**Note 10: Trust Distributions**

	2021 \$	2020 \$
Cromwell Property Group	76.89	0.00
Scentre Group - Stapled Securities Deferred Settlement	466.54	1,312.33
Rural Funds Group - Fully Paid Units Stapled Securities	693.79	705.60
Australian Unity Office Fund - Ordinary Units Fully Paid	262.50	70.00
Sydney Airport - Units Fully Paid Stapled Securities (prev MAP)	146.64	312.00
Spark Infrastructure Group - Stapled \$0.65 Loan Note and Unit	1,302.76	1,222.51
Homeco Daily Needs Reit	50.20	0.00
Transurban Group - Ordinary Shares/Units Fully Paid Triple Stapled	1,002.52	1,427.29
APA Group	3.35	0.00
Ardent Leisure Group Limited - Ordinary Fully Paid	0.00	(482.81)
Infigen Energy - Stapled Securities Fully Paid	0.00	38.95
Unibail-Rodamco-Westfield - Chess Depository Interests 20:1	0.00	741.87
	4,005.19	5,347.74

Note 11: Changes in Market Values**Unrealised Movements in Market Value**

	2021 \$	2020 \$
Derivatives (Options, Hybrids, Future Contracts)		
Classic Minerals Ltd	83.75	0.00
	83.75	0.00
Managed Investments (Australian)		
Westfield Corporation - Stapled Securities Deferred Settlement	0.00	3,113.29
	0.00	3,113.29
Shares in Listed Companies (Australian)		
88 Energy Limited	134.05	0.00
Acacia Coal Limited - Ordinary Fully Paid	519.95	(100.00)
Adbri Limited - Ordinary Fully Paid (ex Adelaide Brighton)	2,012.31	(5,967.54)
Adslot Ltd (Formerly Webfirm and Ansearch Limited)	354.20	931.75
Alexium International Group Limited	(283.95)	0.00
Amcor Limited	390.05	(684.00)

DocuSigned by:

 2AABE76940B243E...

Refer to compilation report

Lennox Superannuation Fund

Notes to the Financial Statements

For the year ended 30 June 2021



Amp Limited - Ordinary Fully Paid	2,410.81	(455.80)
Aurizon Holdings Limited - Ordinary Fully Paid	(2,855.05)	(708.48)
Australian Agricultural Company Limited. - Ordinary Fully Paid	795.60	81.90
Automotive Holdings Group Limited. - Ordinary Fully Paid	0.00	79.17
Bank of Queensland Limited. - Ordinary Fully Paid	5,306.71	(3,703.90)
Bhp Billiton Limited - Ordinary Fully Paid	10,141.50	(4,096.95)
Brambles Limited - Ordinary Fully Paid	1,729.23	(6,276.53)
Brickworks Limited - Ordinary Fully Paid	5,483.96	(539.39)
Caeneus Minerals Ltd - Ordinary Fully Paid	40.10	45.00
Cape Lambert Resources Limited - Ordinary Fully Paid	3,613.11	(633.95)
Challenger Limited - Ordinary Fully Paid	5,568.62	(2,634.58)
City Chic Collective Limited	2,124.05	0.00
Classic Minerals Ltd - Ordinary Fully Paid	315.05	0.00
Coca-Cola Amatil Limited - Ordinary Fully Paid	53.42	(1,349.81)
Coda Minerals Ltd	44.82	0.00
Coles Group Limited.	(25.36)	625.25
Cyclone Metals Limited	(2,899.11)	0.00
Dateline Resources Limited - Ordinary Fully Paid	302.40	0.00
Deterra Royalties Limited	1,534.63	0.00
Elders Limited (Formerly Futuris Corporation Limited)	0.00	1,745.08
Elixir Energy Limited - Ordinary Fully Paid	5,713.37	(343.35)
Flamingo Ai Limited - Ordinary Fully Paid	752.00	(1,147.95)
Freedom Foods Group Limited - Ordinary Fully Paid	(3,719.75)	(2,377.62)
Galileo Mining Ltd	(139.95)	0.00
Genex Power Limited	8.05	0.00
Gindalbie Metals Ltd - Ordinary Fully Paid	0.00	1,676.35
Greenland Minerals Limited	(424.90)	(25.00)
Gti Resources Limited - Ordinary Fully Paid	(320.00)	820.05
Hazer Group Limited	(424.95)	0.00
Iluka Resources Limited - Ordinary Fully Paid	4,456.95	(3,267.75)

DocuSigned by:

 2AABE76940B243E...

Refer to compilation report

Lennox Superannuation Fund

Notes to the Financial Statements

For the year ended 30 June 2021



Iph Limited - Ordinary Fully Paid	68.00	(315.57)
Isentia Group Limited - Ordinary Fully Paid	50.00	(200.00)
MGC Pharmaceuticals (Erin Resources Limited)	7,119.77	(7,639.70)
Magontec Limited - Ordinary Fully Paid	80.70	(645.60)
Metals X Limited - Ordinary Fully Paid	1,588.35	(1,645.56)
Mincor Resources NI - Ordinary Fully Paid	1,920.90	1,920.92
Onemarket Limited - Ordinary Fully Paid	0.00	67.58
Oneview Healthcare Plc	167.55	0.00
Ora Banda Mining Ltd (ex Eastern Goldfields)- Ordinary Fully Paid	(1,531.38)	840.47
Orora Limited - Ordinary Fully Paid	3,128.54	(2,570.25)
Ovato Limited - Ordinary Fully Paid (ex PMP)	(534.25)	(927.68)
Pendal Group Limited - Ordinary Fully Paid	3,502.50	(334.67)
Platinum Asset Management Limited - Ordinary Fully Paid	743.40	(705.60)
Pointerra Limited - Ordinary Fully Paid	13,656.80	169.05
Polarx Limited - Ordinary Fully Paid	(99.95)	(169.95)
Pursuit Minerals Ltd	1,122.10	0.00
Qbe Insurance Group Limited - Ordinary Fully Paid	250.90	(28.27)
Qube Holdings Limited - Ordinary Fully Paid	566.28	122.34
Queensland Pacific Metals Limited	1,060.02	0.00
Quickstep Holdings Limited - Ordinary Fully Paid	(640.00)	(64.95)
Red Mountain Mining Limited	(389.90)	0.00
Seven West Media Limited - Ordinary Fully Paid	12,762.47	(5,301.12)
Silex Systems Limited - Ordinary Fully Paid	235.50	715.92
South32 Limited - Ordinary Fully Paid	818.80	(920.25)
Sparc Technologies Limited	(484.95)	0.00
Suncorp Group Limited - Ordinary Fully Paid	1,269.16	(1,495.75)
Suncorp Group Limited SUNPE - Convertible Preference Share Cps3	0.00	(120.60)
Superior Resources Limited	260.05	0.00
Suvo Strategic Minerals Limited	(179.90)	0.00
Tabcorp Holdings Limited	3,348.00	(2,094.41)
Talisman Mining Limited - Ordinary Fully Paid	160.00	348.00

DocuSigned by:

George Askey-Palmer

2AABE76940B243E...

Refer to compilation report

Lennox Superannuation Fund

Notes to the Financial Statements

For the year ended 30 June 2021



Telstra Corporation Limited	4,961.65	(5,414.40)
Thomson Resources Limited	(42.45)	0.00
Venturex Resources Limited	1,030.10	0.00
Wattle Health Australia Limited - Ordinary Fully Paid	0.00	175.00
Wesfarmers Limited - Ordinary Fully Paid	6,664.09	4,048.89
Westpac Banking Corporation	8,253.00	(10,508.45)
Whitehaven Coal Limited - Ordinary Fully Paid	1,020.00	(3,339.90)
Whitehawk Limited - Ordinary Fully Paid	410.10	720.11
Wpp Aunz Ltd (ex STW Communications)	2,372.38	(980.95)
	117,400.25	(64,603.40)
Shares in Unlisted Private Companies (Australian)		
Eastern Goldfields Ltd - Unlisted Options Exp 02/02/23 Tranche A	0.00	(0.16)
	0.00	(0.16)
Units in Listed Unit Trusts (Australian)		
APA Group	(217.95)	0.00
Ardent Leisure Group Limited - Ordinary Fully Paid	3,816.02	2,872.81
Australian Unity Office Fund - Ordinary Units Fully Paid	910.05	(519.95)
Cromwell Property Group	(57.45)	0.00
Homeco Daily Needs Reit	89.48	0.00
Infigen Energy - Stapled Securities Fully Paid	(1,906.79)	1,811.18
Magellan High Conviction Trust	5.05	0.00
Rural Funds Group - Fully Paid Units Stapled Securities	4,565.77	(1,743.59)
Scentre Group - Stapled Securities Deferred Settlement	3,208.75	(10,156.98)
Spark Infrastructure Group - Stapled \$0.65 Loan Note and Unit	868.50	(1,700.40)
Sydney Airport - Units Fully Paid Stapled Securities (prev MAP)	96.00	(1,896.00)
Transurban Group - Ordinary Shares/Units Fully Paid Triple Stapled	282.40	(1,702.10)
Unibail-Rodamco-Westfield - Chess Depository Interests 20:1	8,803.59	3,063.72
	20,463.42	(9,971.31)

DocuSigned by:

George Osby-Palmer

2AABE76940B243E...

Refer to compilation report

Lennox Superannuation Fund

Notes to the Financial Statements

For the year ended 30 June 2021



Total Unrealised Movement	137,947.42	(71,461.58)
----------------------------------	------------	-------------

Realised Movements in Market Value

	2021 \$	2020 \$
Shares in Listed Companies (Australian)		
Adslot Ltd (Formerly Webfirm and Ansearch Limited)	0.00	(874.60)
Amp Limited - Ordinary Fully Paid	(3,245.31)	0.00
Automotive Holdings Group Limited. - Ordinary Fully Paid	0.00	1,415.63
Bank of Queensland Limited. - Ordinary Fully Paid	(403.42)	0.00
Bhp Billiton Limited - Ordinary Fully Paid	1,105.35	0.00
Brambles Limited - Ordinary Fully Paid	0.00	3,286.97
Brickworks Limited - Ordinary Fully Paid	3,087.50	1,632.05
Challenger Limited - Ordinary Fully Paid	(1,298.14)	(4,388.03)
Coca-Cola Amatil Limited - Ordinary Fully Paid	1,940.08	1,205.36
Elders Limited (Formerly Futuris Corporation Limited)	0.00	(1,097.51)
Elixir Energy Limited - Ordinary Fully Paid	2,868.09	0.00
Freedom Foods Group Limited - Ordinary Fully Paid	0.00	203.57
Gindalbie Metals Ltd - Ordinary Fully Paid	0.00	(1,676.35)
Iluka Resources Limited - Ordinary Fully Paid	1,448.16	0.00
Iph Limited - Ordinary Fully Paid	0.00	293.62
MGC Pharmaceuticals (Erin Resources Limited)	375.39	0.00
Mincor Resources NI - Ordinary Fully Paid	0.00	746.15
Northern Star Resources Ltd - Ordinary Fully Paid	0.00	901.53
Onemarket Limited - Ordinary Fully Paid	0.00	(65.50)
Orora Limited - Ordinary Fully Paid	(266.55)	632.14
Pendal Group Limited - Ordinary Fully Paid	(580.30)	(53.08)
Pointerra Limited - Ordinary Fully Paid	15,176.40	0.00
Qbe Insurance Group Limited - Ordinary Fully Paid	0.00	210.97
Queensland Pacific Metals Limited	990.06	0.00
Seven West Media Limited - Ordinary Fully Paid	(6,655.06)	0.00
Suncorp Group Limited - Ordinary Fully Paid	(26.51)	0.00

DocuSigned by:

2AABE76940B243E...

Refer to compilation report

Lennox Superannuation Fund

Notes to the Financial Statements

For the year ended 30 June 2021



Suncorp Group Limited SUNPE - Convertible Preference Share Cps3	0.00	(48.15)
Tabcorp Holdings Limited	372.45	0.00
Wpp Aunz Ltd (ex STW Communications)	(704.28)	0.00
	<u>14,183.93</u>	<u>2,324.77</u>
Units in Listed Unit Trusts (Australian)		
Ardent Leisure Group Limited - Ordinary Fully Paid	(217.44)	(5,206.18)
Infigen Energy - Stapled Securities Fully Paid	1,808.94	0.00
Rural Funds Group - Fully Paid Units Stapled Securities	89.68	(0.00)
Unibail-Rodamco-Westfield - Chess Depository Interests 20:1	(6,716.24)	(8,156.12)
	<u>(5,035.06)</u>	<u>(13,362.30)</u>
Total Realised Movement	<u>9,148.87</u>	<u>(11,037.53)</u>
Changes in Market Values	<u>147,096.29</u>	<u>(82,499.11)</u>
Note 12: Income Tax Expense		
	2021	2020
	\$	\$
The components of tax expense comprise		
Current Tax	(4,021.81)	0.00
Income Tax Expense	<u>(4,021.81)</u>	<u>0.00</u>

The prima facie tax on benefits accrued before income tax is reconciled to the income tax as follows:

Prima facie tax payable on benefits accrued before income tax at 15%	21,133.62	(12,500.85)
Less:		
Tax effect of:		
Increase in MV of Investments	20,692.11	0.00
Exempt Pension Income	2,611.95	3,108.90
Realised Accounting Capital Gains	1,372.33	(1,282.65)
Accounting Trust Distributions	600.78	243.90
Tax Adjustment – Investment Expenses (I1)	0.00	0.00
Other Non-Taxable Income	0.00	(45.60)

DocuSigned by:

2AABE76940B243E...

Refer to compilation report

Lennox Superannuation Fund
Notes to the Financial Statements

For the year ended 30 June 2021



Add:

Tax effect of:

Decrease in MV of Investments	0.00	11,186.25
SMSF Non-Deductible Expenses	781.35	694.65
Pension Payments	2,392.50	2,605.50
Franking Credits	603.27	0.00
Foreign Credits	0.24	0.00
Taxable Trust Distributions	360.96	0.00
Distributed Foreign Income	5.74	0.00
Rounding	(0.51)	39.00
Less credits:		
Franking Credits	4,021.81	0.00
Current Tax or Refund	<u>(4,021.81)</u>	<u>0.00</u>

DocuSigned by:

George Ashley-Palmer

2AABE76940B243E...

Lennox Superannuation Fund Trustees Declaration

Shgap Pty Ltd ACN: 090968951



The directors of the trustee company have determined that the Fund is not a reporting entity and that these special purpose financial statements should be prepared in accordance with the accounting policies described in Note 1 to the financial statements.

The directors of the trustee company declare that:

- (i) the financial statements and notes to the financial statements for the year ended 30 June 2021 present fairly, in all material respects, the financial position of the Superannuation Fund at 30 June 2021 and the results of its operations for the year ended on that date in accordance with the accounting policies described in Note 1 to the financial statements;
- (ii) the financial statements and notes to the financial statements have been prepared in accordance with the requirements of the trust deed; and
- (iii) the operation of the superannuation fund has been carried out in accordance with its trust deed and in compliance with the requirements of the Superannuation Industry (Supervision) Act 1993 and associated Regulations during the year ended 30 June 2021.

Specifically, the directors of the trustee company declare that:

- in accordance with s120 of the Superannuation Industry (Supervision) Act 1993, no individual trustee has been or is a disqualified person;
- the Fund has satisfactory title to all assets, all assets are unencumbered and free from charge as prescribed by s50 of the Superannuation Industry (Supervision) Act 1993 and reg13.14 of the Superannuation Industry (Supervision) Regulations 1994; and
- to the knowledge of the directors of the trustee company, there have been no events or transactions subsequent to the balance date which could have a material impact on the Fund. Where such events have occurred, the effect of such events has been accounted and noted in the Fund's financial statements.

Signed in accordance with a resolution of the directors of the trustee company by:

DocuSigned by:

George Asbey-Palmer

2AABE76940B243E...

George William Asbey-Palmer
Shgap Pty Ltd
Director

05 November 2021

Lennox Superannuation Fund

Statement of Taxable Income

For the year ended 30 June 2021



	2021
	\$
Benefits accrued as a result of operations	140,890.81
Less	
Increase in MV of investments	137,947.42
Exempt current pension income	17,413.00
Realised Accounting Capital Gains	9,148.88
Accounting Trust Distributions	4,005.19
	<u>168,514.49</u>
Add	
SMSF non deductible expenses	5,209.00
Pension Payments	15,950.00
Franking Credits	4,021.81
Foreign Credits	1.62
Taxable Trust Distributions	2,406.38
Distributed Foreign income	38.27
	<u>27,627.08</u>
SMSF Annual Return Rounding	(3.40)
	<u>0.00</u>
Taxable Income or Loss	<u>0.00</u>
Income Tax on Taxable Income or Loss	0.00
Less	
Franking Credits	4,021.81
	<u>(4,021.81)</u>
CURRENT TAX OR REFUND	<u>(4,021.81)</u>
Supervisory Levy	259.00
	<u>(3,762.81)</u>
AMOUNT DUE OR REFUNDABLE	<u>(3,762.81)</u>

DocuSigned by:

George Ashley-Palmer

2AABE76940B243E...

Lennox Superannuation Fund

Members Statement



George William Asbey-Palmer
8 Ray O'Neil Crescent
Ballina, New South Wales, 2478, Australia

Your Details

Date of Birth : Provided
Age: 77
Tax File Number: Provided
Date Joined Fund: 13/02/2002
Service Period Start Date: 13/02/2002
Date Left Fund: 01/07/2020
Member Code: ASBGEO00001P
Account Start Date 01/07/2013
Account Phase: Retirement Phase
Account Description: Pension 1

Vested Benefits

Total Death Benefit 0.00
Current Salary 0.00
Previous Salary 0.00
Disability Benefit 0.00

Your Balance


Total Benefits

Preservation Components

Preserved
Unrestricted Non Preserved
Restricted Non Preserved

Tax Components

Tax Free (8.63%)
Taxable



Your Detailed Account Summary

	This Year
Opening balance at 01/07/2020	380,728.03
<u>Increases to Member account during the period</u>	
Employer Contributions	
Personal Contributions (Concessional)	
Personal Contributions (Non Concessional)	
Government Co-Contributions	
Other Contributions	
Proceeds of Insurance Policies	
Transfers In	
Net Earnings	
Internal Transfer In	
<u>Decreases to Member account during the period</u>	
Pensions Paid	
Contributions Tax	
Income Tax	
No TFN Excess Contributions Tax	
Excess Contributions Tax	
Refund Excess Contributions	
Division 293 Tax	
Insurance Policy Premiums Paid	
Management Fees	
Member Expenses	
Benefits Paid/Transfers Out	
Superannuation Surcharge Tax	
Internal Transfer Out	380,728.03
Closing balance at 30/06/2021	0.00

DocuSigned by:

George Asbey-Palmer

2AABE76940B243E...

Lennox Superannuation Fund

Members Statement



George William Asbey-Palmer
8 Ray O'Neil Crescent
Ballina, New South Wales, 2478, Australia

Your Details

Date of Birth : Provided
Age: 77
Tax File Number: Provided
Date Joined Fund: 13/02/2002
Service Period Start Date: 15/10/2013
Date Left Fund: 01/07/2020
Member Code: ASBGEO00002P
Account Start Date 01/07/2014
Account Phase: Retirement Phase
Account Description: Pension 2

Nominated Beneficiaries N/A
Vested Benefits
Total Death Benefit 0.00
Current Salary 0.00
Previous Salary 0.00
Disability Benefit 0.00

Your Balance


Total Benefits

Preservation Components

Preserved
Unrestricted Non Preserved
Restricted Non Preserved

Tax Components

Tax Free (36.14%)
Taxable



Your Detailed Account Summary

	This Year
Opening balance at 01/07/2020	31,239.23
<u>Increases to Member account during the period</u>	
Employer Contributions	
Personal Contributions (Concessional)	
Personal Contributions (Non Concessional)	
Government Co-Contributions	
Other Contributions	
Proceeds of Insurance Policies	
Transfers In	
Net Earnings	
Internal Transfer In	
<u>Decreases to Member account during the period</u>	
Pensions Paid	
Contributions Tax	
Income Tax	
No TFN Excess Contributions Tax	
Excess Contributions Tax	
Refund Excess Contributions	
Division 293 Tax	
Insurance Policy Premiums Paid	
Management Fees	
Member Expenses	
Benefits Paid/Transfers Out	
Superannuation Surcharge Tax	
Internal Transfer Out	31,239.23
Closing balance at 30/06/2021	0.00

DocuSigned by:

George Asbey-Palmer

2AABE76940B243E...

Lennox Superannuation Fund

Members Statement



George William Asbey-Palmer
8 Ray O'Neil Crescent
Ballina, New South Wales, 2478, Australia

Your Details

Date of Birth : Provided
Age: 77
Tax File Number: Provided
Date Joined Fund: 13/02/2002
Service Period Start Date: 11/07/2014
Date Left Fund: 01/07/2020
Member Code: ASBGEO00003P
Account Start Date 01/07/2015
Account Phase: Retirement Phase
Account Description: Pension 3

Nominated Beneficiaries N/A
Vested Benefits
Total Death Benefit 0.00
Current Salary 0.00
Previous Salary 0.00
Disability Benefit 0.00

Your Balance


Total Benefits

Preservation Components

Preserved
Unrestricted Non Preserved
Restricted Non Preserved

Tax Components

Tax Free (94.75%)
Taxable



Your Detailed Account Summary

	This Year
Opening balance at 01/07/2020	4,525.92
<u>Increases to Member account during the period</u>	
Employer Contributions	
Personal Contributions (Concessional)	
Personal Contributions (Non Concessional)	
Government Co-Contributions	
Other Contributions	
Proceeds of Insurance Policies	
Transfers In	
Net Earnings	
Internal Transfer In	
<u>Decreases to Member account during the period</u>	
Pensions Paid	
Contributions Tax	
Income Tax	
No TFN Excess Contributions Tax	
Excess Contributions Tax	
Refund Excess Contributions	
Division 293 Tax	
Insurance Policy Premiums Paid	
Management Fees	
Member Expenses	
Benefits Paid/Transfers Out	
Superannuation Surcharge Tax	
Internal Transfer Out	4,525.92
Closing balance at 30/06/2021	0.00

DocuSigned by:

George Asbey-Palmer

2AABE76940B243E...

Lennox Superannuation Fund

Members Statement



George William Asbey-Palmer
8 Ray O'Neil Crescent
Ballina, New South Wales, 2478, Australia

Your Details

Date of Birth : Provided
Age: 77
Tax File Number: Provided
Date Joined Fund: 13/02/2002
Service Period Start Date:
Date Left Fund: 01/07/2020
Member Code: ASBGEO00004A
Account Start Date 13/02/2002
Account Phase: Accumulation Phase
Account Description: Accumulation

Nominated Beneficiaries N/A

Vested Benefits

Your Balance


Total Benefits

Preservation Components

Preserved
Unrestricted Non Preserved
Restricted Non Preserved

Tax Components

Tax Free
Taxable



Your Detailed Account Summary

	This Year
Opening balance at 01/07/2020	
<u>Increases to Member account during the period</u>	
Employer Contributions	
Personal Contributions (Concessional)	
Personal Contributions (Non Concessional)	
Government Co-Contributions	
Other Contributions	
Proceeds of Insurance Policies	
Transfers In	
Net Earnings	
Internal Transfer In	416,493.18
<u>Decreases to Member account during the period</u>	
Pensions Paid	
Contributions Tax	
Income Tax	
No TFN Excess Contributions Tax	
Excess Contributions Tax	
Refund Excess Contributions	
Division 293 Tax	
Insurance Policy Premiums Paid	
Management Fees	
Member Expenses	
Benefits Paid/Transfers Out	
Superannuation Surcharge Tax	
Internal Transfer Out	416,493.18
Closing balance at 30/06/2021	0.00

DocuSigned by:

George Asbey-Palmer

2AABE76940B243E...

Lennox Superannuation Fund

Members Statement



George William Asbey-Palmer
8 Ray O'Neil Crescent
Ballina, New South Wales, 2478, Australia

Your Details

Date of Birth : Provided
Age: 77
Tax File Number: Provided
Date Joined Fund: 13/02/2002
Service Period Start Date: 13/02/2002
Date Left Fund:
Member Code: ASBGEO00005P
Account Start Date: 01/07/2020
Account Phase: Retirement Phase
Account Description: Account Based Pension 4

Nominated Beneficiaries N/A
Vested Benefits 561,405.80

Your Balance

Total Benefits 561,405.80

Preservation Components

Preserved

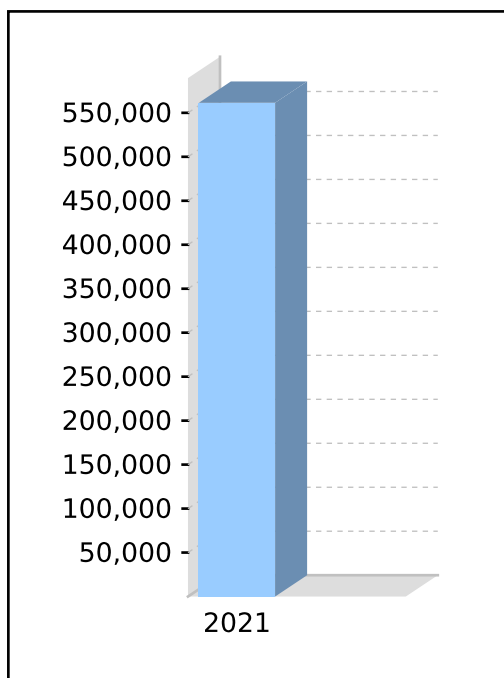
Unrestricted Non Preserved 561,405.80

Restricted Non Preserved

Tax Components

Tax Free (11.37%) 63,822.73

Taxable 497,583.07



Your Detailed Account Summary

	This Year
Opening balance at 01/07/2020	
<u>Increases to Member account during the period</u>	
Employer Contributions	
Personal Contributions (Concessional)	
Personal Contributions (Non Concessional)	
Government Co-Contributions	
Other Contributions	
Proceeds of Insurance Policies	
Transfers In	
Net Earnings	160,862.62
Internal Transfer In	416,493.18
<u>Decreases to Member account during the period</u>	
Pensions Paid	15,950.00
Contributions Tax	
Income Tax	
No TFN Excess Contributions Tax	
Excess Contributions Tax	
Refund Excess Contributions	
Division 293 Tax	
Insurance Policy Premiums Paid	
Management Fees	
Member Expenses	
Benefits Paid/Transfers Out	
Superannuation Surcharge Tax	
Internal Transfer Out	
Closing balance at 30/06/2021	561,405.80

DocuSigned by:

George Asbey-Palmer

2AABE76940B243E...

Lennox Superannuation Fund

Minutes of a meeting of the Director(s)

held on 30 June 2021 at Unit 9 461 Pine Ridge Road, Runaway Bay, Queensland 4216



- PRESENT:** George William Asbey-Palmer
- MINUTES:** The Chair reported that the minutes of the previous meeting had been signed as a true record.
- FINANCIAL STATEMENTS OF SUPERANNUATION FUND:** It was resolved that the financial statements would be prepared as special purpose financial statements as, in the opinion of the trustee(s), the Superannuation Fund is a non-reporting entity and therefore is not required to comply with all Australian Accounting Standards.
- The Chair tabled the financial statements and notes to the financial statements of the Superannuation Fund in respect of the year ended 30 June 2021 and it was resolved that such statements be and are hereby adopted as tabled.
- TRUSTEE'S DECLARATION:** It was resolved that the trustee's declaration of the Superannuation Fund be signed.
- ANNUAL RETURN:** Being satisfied that the Fund had complied with the requirements of the Superannuation Industry (Supervision) Act 1993 (SISA) and Regulations during the year ended 30 June 2021, it was resolved that the annual return be approved, signed and lodged with the Australian Taxation Office.
- INVESTMENT STRATEGY:** The allocation of the Fund's assets and the Fund's investment performance over the financial year were reviewed and found to be within the acceptable ranges outlined in the investment strategy. After considering the risk, rate of return, diversification and liquidity of the investments and the ability of the Fund to discharge its existing liabilities, it was resolved that the investment strategy continues to reflect the purposes and circumstances of the Fund and its members. Accordingly, no changes in the investment strategy were required.
- INSURANCE COVER:** The trustee(s) reviewed the current life and total and permanent disability insurance coverage on offer to the members and resolved that the current insurance arrangements were appropriate for the Fund.
- ALLOCATION OF INCOME:** It was resolved that the income of the Fund would be allocated to the members based on their average daily balance (an alternative allocation basis may be percentage of opening balance).
- INVESTMENT ACQUISITIONS:** It was resolved to ratify the investment acquisitions throughout the financial year ended 30 June 2021.
- INVESTMENT DISPOSALS:** It was resolved to ratify the investment disposals throughout the financial year ended 30 June 2021.
- AUDITORS:** It was resolved that
- Super Audits
- of
- Box 3376, RUNDLE MALL, South Australia 5000
- act as auditors of the Fund for the next financial year.
- TAX AGENTS:** It was resolved that
- Simmons Livingstone & Associates
- act as tax agents of the Fund for the next financial year.
- TRUSTEE STATUS:** Each of the trustee(s) confirmed that they are qualified to act as trustee(s) of the

Lennox Superannuation Fund

Minutes of a meeting of the Director(s)

held on 30 June 2021 at Unit 9 461 Pine Ridge Road, Runaway Bay, Queensland 4216



Fund and that they are not disqualified persons as defined by s 120 of the SISA.

CONTRIBUTIONS RECEIVED:

It was resolved that the contributions during the year be allocated to members on the basis of the schedule provided by the principal Fund employer.

ACCEPTANCE OF ROLLOVERS:

The trustee has ensured that any rollover made to the Fund, meets the requirements of the Fund's deed and does not breach the superannuation laws in relation to:

1. making rollover between Funds; and,
2. breaching the Fund or the member investment strategy.

The trustee has reviewed the rollover and received advice that the rollover is in accordance with the Trust Deed and the rules of the Fund and the superannuation laws. As such the trustee has resolved to accept the rollover on behalf of the member.

PAYMENT OF BENEFITS:

The trustee has ensured that any payment of benefits made from the Fund, meets the requirements of the Fund's deed and does not breach the superannuation laws in relation to:

1. making payments to members; and,
2. breaching the Fund or the member investment strategy.

The trustee has reviewed the payment of the benefit and received advice that the transfer is in accordance with the Deed and the superannuation laws. As such the trustee has resolved to allow the payment of the benefits on behalf of the member.

CLOSURE:

All resolutions for this meeting were made in accordance with the SISA and Regulations.

There being no further business the meeting then closed.

Signed as a true record –

DocuSigned by:
George Asbey-Palmer
2AABE76940B243E...
George William Asbey-Palmer

Chairperson

Lennox Superannuation Fund

Investment Summary Report

As at 30 June 2021

Investment	Units	Market Price	Market Value	Average Cost	Accounting Cost	Unrealised Gain/(Loss)	Gain/(Loss)%	Portfolio Weight%	
Cash/Bank Accounts									
	Macquarie ***5458	2,682.300000	2,682.30	2,682.30	2,682.30			0.48 %	
	Macquarie CMT ***0070	972.110000	972.11	972.11	972.11			0.17 %	
			3,654.41		3,654.41		0.00 %	0.66 %	
Derivatives (Options, Hybrids, Future Contracts)									
CLZOA.AX	Classic Minerals Ltd	83,750.00	0.001000	83.75	0.00	0.00	83.75	0.00 %	0.02 %
				83.75	0.00	83.75	0.00 %	0.02 %	
Shares in Listed Companies (Australian)									
88E.AX	88 Energy Limited	22,000.00	0.026000	572.00	0.02	437.95	134.05	30.61 %	0.10 %
ABC.AX	Adbri Limited - Ordinary Fully Paid (ex Adelaide Brighton)	6,939.00	3.470000	24,078.33	3.13	21,691.27	2,387.06	11.00 %	4.33 %
ADS.AX	Adslot Ltd (Formerly Webfirm and Ansearch Limited)	35,420.00	0.028000	991.76	0.03	1,136.64	(144.88)	(12.75) %	0.18 %
AJX.AX	Alexium International Group Limited	8,000.00	0.049000	392.00	0.08	675.95	(283.95)	(42.01) %	0.07 %
AMC.AX	Amcor Limited	700.00	15.130000	10,591.00	13.86	9,703.49	887.51	9.15 %	1.90 %
AMP.AX	Amp Limited - Ordinary Fully Paid	1,820.00	1.125000	2,047.50	2.66	4,842.00	(2,794.50)	(57.71) %	0.37 %
AZJ.AX	Aurizon Holdings Limited - Ordinary Fully Paid	3,876.00	3.720000	14,418.72	3.46	13,403.39	1,015.33	7.58 %	2.59 %
AAC.AX	Australian Agricultural Company Limited. - Ordinary Fully Paid	2,340.00	1.370000	3,205.80	1.04	2,444.09	761.71	31.17 %	0.58 %
BOQ.AX	Bank of Queensland Limited. - Ordinary Fully Paid	1,290.00	9.110000	11,751.90	7.86	10,142.99	1,608.91	15.86 %	2.11 %
BHP.AX	Bhp Billiton Limited - Ordinary Fully Paid	800.00	48.570000	38,856.00	27.79	22,229.16	16,626.84	74.80 %	6.98 %
BXB.AX	Brambles Limited - Ordinary Fully Paid	2,509.00	11.440000	28,702.96	9.55	23,960.40	4,742.56	19.79 %	5.16 %
BKW.AX	Brickworks Limited - Ordinary Fully Paid	714.00	25.070000	17,899.98	11.78	8,412.80	9,487.18	112.77 %	3.22 %
CAD.AX	Caeneus Minerals Ltd - Ordinary Fully Paid	95,000.00	0.010000	950.00	0.02	1,619.85	(669.85)	(41.35) %	0.17 %
CGF.AX	Challenger Limited - Ordinary Fully Paid	4,014.00	5.410000	21,715.74	5.20	20,857.18	858.56	4.12 %	3.90 %

Lennox Superannuation Fund

Investment Summary Report

As at 30 June 2021

Investment	Units	Market Price	Market Value	Average Cost	Accounting Cost	Unrealised Gain/(Loss)	Gain/(Loss)%	Portfolio Weight%	
CCX.AX	City Chic Collective Limited	800.00	5.490000	4,392.00	2.83	2,267.95	2,124.05	93.66 %	0.79 %
CLZ.AX	Classic Minerals Ltd - Ordinary Fully Paid	485,000.00	0.002000	970.00	0.00	1,849.90	(879.90)	(47.56) %	0.17 %
COD.AX	Coda Minerals Ltd	36.00	1.245000	44.82	0.00	0.00	44.82	0.00 %	0.01 %
COL.AX	Coles Group Limited.	317.00	17.090000	5,417.53	9.44	2,991.06	2,426.47	81.12 %	0.97 %
CLE.AX	Cyclone Metals Limited	102,000.00	0.009000	918.00	0.04	3,817.11	(2,899.11)	(75.95) %	0.16 %
DTR.AX	Dateline Resources Limited - Ordinary Fully Paid	7,200.00	0.092000	662.40	0.08	559.95	102.45	18.30 %	0.12 %
DRR.AX	Deterra Royalties Limited	1,560.00	4.500000	7,020.00	3.52	5,485.37	1,534.63	27.98 %	1.26 %
EXR.AX	Elixir Energy Limited - Ordinary Fully Paid	52,389.00	0.245000	12,835.31	0.14	7,465.29	5,370.02	71.93 %	2.31 %
FGO.AX	Flamingo Ai Limited - Ordinary Fully Paid	188,000.00	0.005000	940.00	0.01	2,557.70	(1,617.70)	(63.25) %	0.17 %
FNP.AX	Freedom Foods Group Limited - Ordinary Fully Paid	4,240.00	0.365000	1,547.60	1.80	7,648.92	(6,101.32)	(79.77) %	0.28 %
GAL.AX	Galileo Mining Ltd	3,000.00	0.275000	825.00	0.32	964.95	(139.95)	(14.50) %	0.15 %
GNX.AX	Genex Power Limited	2,800.00	0.220000	616.00	0.22	607.95	8.05	1.32 %	0.11 %
GGG.AX	Greenland Minerals Limited	11,000.00	0.095000	1,045.00	0.14	1,489.85	(444.85)	(29.86) %	0.19 %
GTR.AX	Gti Resources Limited - Ordinary Fully Paid	40,000.00	0.026000	1,040.00	0.01	539.95	500.05	92.61 %	0.19 %
HZR.AX	Hazer Group Limited	600.00	0.860000	516.00	1.57	940.95	(424.95)	(45.16) %	0.09 %
ILU.AX	Iluka Resources Limited - Ordinary Fully Paid	990.00	9.150000	9,058.50	3.90	3,858.87	5,199.63	134.74 %	1.63 %
IPH.AX	Iph Limited - Ordinary Fully Paid	200.00	7.800000	1,560.00	4.30	860.87	699.13	81.21 %	0.28 %
ISD.AX	Isentia Group Limited - Ordinary Fully Paid	2,500.00	0.165000	412.50	0.20	491.63	(79.13)	(16.10) %	0.07 %
MGL.AX	Magontec Limited - Ordinary Fully Paid	80,700.00	0.018000	1,452.60	0.08	6,753.84	(5,301.24)	(78.49) %	0.26 %
MLX.AX	Metals X Limited - Ordinary Fully Paid	11,679.00	0.215000	2,510.99	0.40	4,618.06	(2,107.07)	(45.63) %	0.45 %
MXC.AX	MGC Pharmaceuticals (Erin Resources Limited)	235,000.00	0.037000	8,695.00	0.03	6,921.78	1,773.22	25.62 %	1.56 %
MCR.AX	Mincor Resources NI - Ordinary Fully Paid	6,403.00	1.080000	6,915.24	0.15	949.99	5,965.25	627.93 %	1.24 %
ONE.AX	Oneview Healthcare Plc	1,500.00	0.470000	705.00	0.36	537.45	167.55	31.17 %	0.13 %

Lennox Superannuation Fund

Investment Summary Report

As at 30 June 2021

Investment	Units	Market Price	Market Value	Average Cost	Accounting Cost	Unrealised Gain/(Loss)	Gain/(Loss)%	Portfolio Weight%	
OBM.AX	Ora Banda Mining Ltd (ex Eastern Goldfields)- Ordinary Fully Paid	17,573.00	0.150000	2,635.95	0.29	5,175.54	(2,539.59)	(49.07) %	0.47 %
ORA.AX	Orora Limited - Ordinary Fully Paid	2,796.00	3.330000	9,310.68	2.77	7,741.09	1,569.59	20.28 %	1.67 %
OVT.AX	Ovato Limited - Ordinary Fully Paid (ex PMP)	213,452.00	0.003000	640.36	0.02	4,404.05	(3,763.69)	(85.46) %	0.12 %
PDL.AX	Pendal Group Limited - Ordinary Fully Paid	1,346.00	8.060000	10,848.76	6.79	9,144.83	1,703.93	18.63 %	1.95 %
PTM.AX	Platinum Asset Management Limited - Ordinary Fully Paid	630.00	4.910000	3,093.30	4.89	3,083.63	9.67	0.31 %	0.56 %
3DP.AX	Pointerra Limited - Ordinary Fully Paid	30,000.00	0.490000	14,700.00	0.03	1,039.95	13,660.05	1,313.53 %	2.64 %
PXX.AX	Polarx Limited - Ordinary Fully Paid	20,000.00	0.031000	620.00	0.04	889.90	(269.90)	(30.33) %	0.11 %
PUR.AX	Pursuit Minerals Ltd	29,000.00	0.067000	1,943.00	0.03	820.90	1,122.10	136.69 %	0.35 %
QBE.AX	Qbe Insurance Group Limited - Ordinary Fully Paid	130.00	10.790000	1,402.70	7.50	975.06	427.64	43.86 %	0.25 %
QUB.AX	Qube Holdings Limited - Ordinary Fully Paid	2,178.00	3.170000	6,904.26	2.20	4,784.55	2,119.71	44.30 %	1.24 %
QPM.AX	Queensland Pacific Metals Limited	10,000.00	0.140000	1,400.00	0.03	339.98	1,060.02	311.79 %	0.25 %
QHL.AX	Quickstep Holdings Limited - Ordinary Fully Paid	20,000.00	0.052000	1,040.00	0.11	2,189.84	(1,149.84)	(52.51) %	0.19 %
RMX.AX	Red Mountain Mining Limited	100,000.00	0.009000	900.00	0.01	1,289.90	(389.90)	(30.23) %	0.16 %
SWM.AX	Seven West Media Limited - Ordinary Fully Paid	12,959.00	0.465000	6,025.94	0.50	6,419.06	(393.12)	(6.12) %	1.08 %
SLX.AX	Silex Systems Limited - Ordinary Fully Paid	1,884.00	0.900000	1,695.60	0.36	681.35	1,014.25	148.86 %	0.30 %
S32.AX	South32 Limited - Ordinary Fully Paid	920.00	2.930000	2,695.60	2.67	2,453.43	242.17	9.87 %	0.48 %
SPN.AX	Sparc Technologies Limited	500.00	0.270000	135.00	1.24	619.95	(484.95)	(78.22) %	0.02 %
SUN.AX	Suncorp Group Limited - Ordinary Fully Paid	370.00	11.110000	4,110.70	9.78	3,619.76	490.94	13.56 %	0.74 %
SPQ.AX	Superior Resources Limited	70,000.00	0.012000	840.00	0.01	579.95	260.05	44.84 %	0.15 %
SUV.AX	Suvo Strategic Minerals Limited	6,500.00	0.150000	975.00	0.18	1,154.90	(179.90)	(15.58) %	0.18 %
TAH.AX	Tabcorp Holdings Limited	1,878.00	5.180000	9,728.04	3.40	6,394.49	3,333.55	52.13 %	1.75 %

Lennox Superannuation Fund

Investment Summary Report

As at 30 June 2021

Investment	Units	Market Price	Market Value	Average Cost	Accounting Cost	Unrealised Gain/(Loss)	Gain/(Loss)%	Portfolio Weight%	
TLM.AX	Talisman Mining Limited - Ordinary Fully Paid	4,000.00	0.205000	820.00	0.19	754.95	65.05	8.62 %	0.15 %
TLS.AX	Telstra Corporation Limited	7,920.00	3.760000	29,779.20	3.64	28,851.74	927.46	3.21 %	5.35 %
TMZ.AX	Thomson Resources Limited	4,500.00	0.120000	540.00	0.13	582.45	(42.45)	(7.29) %	0.10 %
VXR.AX	Venturex Resources Limited	5,000.00	0.770000	3,850.00	0.56	2,819.90	1,030.10	36.53 %	0.69 %
WHA.AX	Wattle Health Australia Limited - Ordinary Fully Paid	7,000.00	0.530000	3,710.00	0.72	5,059.95	(1,349.95)	(26.68) %	0.67 %
WES.AX	Wesfarmers Limited - Ordinary Fully Paid	467.00	59.100000	27,599.70	23.21	10,838.98	16,760.72	154.63 %	4.96 %
WBC.AX	Westpac Banking Corporation	1,050.00	25.810000	27,100.50	23.08	24,228.81	2,871.69	11.85 %	4.87 %
WHC.AX	Whitehaven Coal Limited - Ordinary Fully Paid	2,000.00	1.940000	3,880.00	3.10	6,199.90	(2,319.90)	(37.42) %	0.70 %
WHK.AX	Whitehawk Limited - Ordinary Fully Paid	31,000.00	0.145000	4,495.00	0.11	3,364.79	1,130.21	33.59 %	0.81 %
			429,692.47		352,240.13	77,452.34	21.99 %	77.21 %	
Units in Listed Unit Trusts (Australian)									
APA.AX	APA Group	200.00	8.900000	1,780.00	9.99	1,997.95	(217.95)	(10.91) %	0.32 %
ALG	Ardent Leisure Group Limited - Ordinary Fully Paid	5,922.00	0.980000	5,803.56	0.50	2,979.06	2,824.50	94.81 %	1.04 %
AOF	Australian Unity Office Fund - Ordinary Units Fully Paid	2,000.00	2.610000	5,220.00	2.41	4,829.90	390.10	8.08 %	0.94 %
CMW.AX	Cromwell Property Group	1,500.00	0.875000	1,312.50	0.91	1,369.95	(57.45)	(4.19) %	0.24 %
HDN.AX	Homeco Daily Needs Reit	1,423.00	1.400000	1,992.20	1.34	1,902.72	89.48	4.70 %	0.36 %
MHH.AX	Magellan High Conviction Trust	1,000.00	1.565000	1,565.00	1.56	1,559.95	5.05	0.32 %	0.28 %
RFF	Rural Funds Group - Fully Paid Units Stapled Securities	6,020.00	2.650000	15,953.00	2.01	12,082.17	3,870.83	32.04 %	2.87 %
SCG	Scentre Group - Stapled Securities Deferred Settlement	6,665.00	2.740000	18,262.10	3.18	21,184.00	(2,921.90)	(13.79) %	3.28 %
SKI	Spark Infrastructure Group - Stapled \$0.65 Loan Note and Unit	9,650.00	2.250000	21,712.50	1.80	17,397.65	4,314.85	24.80 %	3.90 %
SYD	Sydney Airport - Units Fully Paid Stapled Securities (prev MAP)	800.00	5.790000	4,632.00	2.03	1,626.63	3,005.37	184.76 %	0.83 %

Lennox Superannuation Fund Investment Summary Report

As at 30 June 2021

Investment	Units	Market Price	Market Value	Average Cost	Accounting Cost	Unrealised Gain/(Loss)	Gain/(Loss)%	Portfolio Weight%	
TCL	Transurban Group - Ordinary Shares/Units Fully Paid Triple Stapled	2,824.00	14.230000	40,185.52	6.29	17,755.52	22,430.00	126.33 %	7.22 %
URW.AX	Unibail-Rodamco-Westfield - Chess Depository Interests 20:1	820.00	5.680000	4,657.60	4.00	3,281.28	1,376.32	41.94 %	0.84 %
				123,075.98		87,966.78	35,109.20	39.91 %	22.12 %
				556,506.61		443,861.32	112,645.29	25.38 %	100.00 %

Lennox Superannuation Fund

Investment Movement Report

As at 30 June 2021

Investment	Opening Balance		Additions		Disposals			Closing Balance		
	Units	Cost	Units	Cost	Units	Cost	Accounting Profit/(Loss)	Units	Cost	Market Value
Bank Accounts										
Macquarie ***5458		5,503.76		108,511.65		(111,333.11)			2,682.30	2,682.30
Macquarie CMT ***0070		72.11		13,450.00		(12,550.00)			972.11	972.11
		5,575.87		121,961.65		(123,883.11)			3,654.41	3,654.41
Derivatives (Options, Hybrids, Future Contracts)										
CLZOA.AX - Classic Minerals Ltd			83,750.00	0.00				83,750.00	0.00	83.75
				0.00					0.00	83.75
Shares in Listed Companies (Australian)										
88E.AX - 88 Energy Limited			22,000.00	437.95				22,000.00	437.95	572.00
AJC.AX - Acacia Coal Limited - Ordinary Fully Paid	100,000.00	619.95			(100,000.00)	(619.95)			0.00	
ABC.AX - Adbri Limited - Ordinary Fully Paid (ex Adelaide Brighton)	6,939.00	21,691.27						6,939.00	21,691.27	24,078.33
ADS.AX - Adslot Ltd (Formerly Webfirm and Ansearch Limited)	35,420.00	1,136.64						35,420.00	1,136.64	991.76
AJX.AX - Alexium International Group Limited			8,000.00	675.95				8,000.00	675.95	392.00
AMC.AX - Amcor Limited	400.00	5,294.54	300.00	4,408.95				700.00	9,703.49	10,591.00

Lennox Superannuation Fund

Investment Movement Report

As at 30 June 2021

Investment	Opening Balance		Additions		Disposals			Closing Balance		
	Units	Cost	Units	Cost	Units	Cost	Accounting Profit/(Loss)	Units	Cost	Market Value
AMP.AX - Amp Limited - Ordinary Fully Paid	1,720.00	8,395.91	1,000.00	1,169.95	(900.00)	(4,723.86)	(3,245.31)	1,820.00	4,842.00	2,047.50
AZJ.AX - Aurizon Holdings Limited - Ordinary Fully Paid	1,476.00	3,391.54	2,400.00	10,011.85				3,876.00	13,403.39	14,418.72
AAC.AX - Australian Agricultural Company Limited. - Ordinary Fully Paid	2,340.00	2,444.09						2,340.00	2,444.09	3,205.80
BOQ.AX - Bank of Queensland Limited. - Ordinary Fully Paid	1,400.00	12,335.80	500.00	3,675.00	(610.00)	(5,867.81)	(403.42)	1,290.00	10,142.99	11,751.90
BHP.AX - Bhp Billiton Limited - Ordinary Fully Paid	920.00	26,469.06			(120.00)	(4,239.90)	1,105.35	800.00	22,229.16	38,856.00
BXB.AX - Brambles Limited - Ordinary Fully Paid	1,879.00	17,411.40	630.00	6,549.00				2,509.00	23,960.40	28,702.96
BKW.AX - Brickworks Limited - Ordinary Fully Paid	1,064.00	12,839.90			(350.00)	(4,427.10)	3,087.50	714.00	8,412.80	17,899.98
CAD.AX - Caeneus Minerals Ltd - Ordinary Fully Paid	15,000.00	769.95	80,000.00	849.90				95,000.00	1,619.85	950.00
CFE.AX - Cape Lambert Resources Limited - Ordinary Fully Paid	102,000.00	3,817.11			(102,000.00)	(3,817.11)			0.00	
CGF.AX - Challenger Limited - Ordinary Fully Paid	3,512.00	20,197.98	862.00	3,503.95	(360.00)	(2,844.75)	(1,298.14)	4,014.00	20,857.18	21,715.74
CCX.AX - City Chic Collective Limited			800.00	2,267.95				800.00	2,267.95	4,392.00
CLZ.AX - Classic Minerals Ltd - Ordinary Fully Paid	335,000.00	1,529.95	150,000.00	319.95		0.00		485,000.00	1,849.90	970.00

Lennox Superannuation Fund Investment Movement Report

As at 30 June 2021

Investment	Opening Balance		Additions		Disposals			Closing Balance		
	Units	Cost	Units	Cost	Units	Cost	Accounting Profit/(Loss)	Units	Cost	Market Value
CCL.AX - Coca-Cola Amatil Limited - Ordinary Fully Paid	510.00	4,470.02			(510.00)	(4,470.02)	1,940.08		0.00	
COD.AX - Coda Minerals Ltd			36.00	0.00				36.00	0.00	44.82
COL.AX - Coles Group Limited.	317.00	2,991.06						317.00	2,991.06	5,417.53
CLE.AX - Cyclone Metals Limited			102,000.00	3,817.11				102,000.00	3,817.11	918.00
DTR.AX - Dateline Resources Limited - Ordinary Fully Paid	180,000.00	559.95			(172,800.00)			7,200.00	559.95	662.40
DRR.AX - Deterra Royalties Limited			1,560.00	5,485.37				1,560.00	5,485.37	7,020.00
EXR.AX - Elixir Energy Limited - Ordinary Fully Paid	31,500.00	1,477.35	28,889.00	6,379.90	(8,000.00)	(391.96)	2,868.09	52,389.00	7,465.29	12,835.31
FGO.AX - Flamingo Ai Limited - Ordinary Fully Paid	188,000.00	2,557.70						188,000.00	2,557.70	940.00
FNP.AX - Freedom Foods Group Limited - Ordinary Fully Paid	1,240.00	6,113.97	3,000.00	1,534.95				4,240.00	7,648.92	1,547.60
GAL.AX - Galileo Mining Ltd			3,000.00	964.95				3,000.00	964.95	825.00
GNX.AX - Genex Power Limited			2,800.00	607.95				2,800.00	607.95	616.00
GGG.AX - Greenland Minerals Limited	5,000.00	669.95	6,000.00	819.90				11,000.00	1,489.85	1,045.00

Lennox Superannuation Fund

Investment Movement Report

As at 30 June 2021

Investment	Opening Balance		Additions		Disposals			Closing Balance		
	Units	Cost	Units	Cost	Units	Cost	Accounting Profit/(Loss)	Units	Cost	Market Value
GTR.AX - Gti Resources Limited - Ordinary Fully Paid	40,000.00	539.95						40,000.00	539.95	1,040.00
HZR.AX - Hazer Group Limited			600.00	940.95				600.00	940.95	516.00
ILU.AX - Iluka Resources Limited - Ordinary Fully Paid	1,560.00	12,579.72	230.00	1,388.45	(800.00)	(10,109.30)	1,448.16	990.00	3,858.87	9,058.50
IPH.AX - Iph Limited - Ordinary Fully Paid	200.00	860.87						200.00	860.87	1,560.00
ISD.AX - Isentia Group Limited - Ordinary Fully Paid	2,500.00	491.63						2,500.00	491.63	412.50
MGL.AX - Magontec Limited - Ordinary Fully Paid	80,700.00	6,753.84						80,700.00	6,753.84	1,452.60
MLX.AX - Metals X Limited - Ordinary Fully Paid	11,679.00	4,618.06						11,679.00	4,618.06	2,510.99
MXC.AX - MGC Pharmaceuticals (Erin Resources Limited)	295,000.00	11,246.55	10,000.00	249.95	(70,000.00)	(4,574.72)	375.39	235,000.00	6,921.78	8,695.00
MCR.AX - Mincor Resources NI - Ordinary Fully Paid	6,403.00	949.99						6,403.00	949.99	6,915.24
ONE.AX - Oneview Healthcare Plc			1,500.00	537.45				1,500.00	537.45	705.00
OBM.AX - Ora Banda Mining Ltd (ex Eastern Goldfields)- Ordinary Fully Paid	9,367.00	3,537.30	8,206.00	1,638.24				17,573.00	5,175.54	2,635.95
ORA.AX - Orora Limited - Ordinary Fully Paid	1,696.00	5,866.79	2,000.00	5,009.90	(900.00)	(3,135.60)	(266.55)	2,796.00	7,741.09	9,310.68

Lennox Superannuation Fund

Investment Movement Report

As at 30 June 2021

Investment	Opening Balance		Additions		Disposals			Closing Balance		
	Units	Cost	Units	Cost	Units	Cost	Accounting Profit/(Loss)	Units	Cost	Market Value
OVT.AX - Ovato Limited - Ordinary Fully Paid (ex PMP)	17,892.00	3,426.25	195,560.00	977.80				213,452.00	4,404.05	640.36
PDL.AX - Pental Group Limited - Ordinary Fully Paid	870.00	6,992.47	1,136.00	7,487.95	(660.00)	(5,335.59)	(580.30)	1,346.00	9,144.83	10,848.76
PTM.AX - Platinum Asset Management Limited - Ordinary Fully Paid	630.00	3,083.63						630.00	3,083.63	3,093.30
3DP.AX - Pointerra Limited - Ordinary Fully Paid	81,000.00	3,398.75			(51,000.00)	(2,358.80)	15,176.40	30,000.00	1,039.95	14,700.00
PXX.AX - Polarx Limited - Ordinary Fully Paid	15,000.00	679.95	5,000.00	209.95				20,000.00	889.90	620.00
PM1.AX - Pure Minerals Limited			20,000.00	679.95	(20,000.00)	(679.95)			0.00	
PUR.AX - Pursuit Minerals Ltd			29,000.00	820.90				29,000.00	820.90	1,943.00
QBE.AX - Qbe Insurance Group Limited - Ordinary Fully Paid	130.00	975.06						130.00	975.06	1,402.70
QUB.AX - Qube Holdings Limited - Ordinary Fully Paid	2,178.00	4,784.55						2,178.00	4,784.55	6,904.26
QPM.AX - Queensland Pacific Metals Limited			20,000.00	679.95	(10,000.00)	(339.97)	990.07	10,000.00	339.98	1,400.00
QHL.AX - Quickstep Holdings Limited - Ordinary Fully Paid	20,000.00	2,189.84						20,000.00	2,189.84	1,040.00
RMX.AX - Red Mountain Mining Limited			100,000.00	1,289.90				100,000.00	1,289.90	900.00

Lennox Superannuation Fund

Investment Movement Report

As at 30 June 2021

Investment	Opening Balance		Additions		Disposals			Closing Balance		
	Units	Cost	Units	Cost	Units	Cost	Accounting Profit/(Loss)	Units	Cost	Market Value
SWM.AX - Seven West Media Limited - Ordinary Fully Paid	16,359.00	14,644.26	4,000.00	1,719.95	(7,400.00)	(9,945.15)	(6,655.06)	12,959.00	6,419.06	6,025.94
SLX.AX - Silex Systems Limited - Ordinary Fully Paid	1,884.00	681.35						1,884.00	681.35	1,695.60
S32.AX - South32 Limited - Ordinary Fully Paid	920.00	2,453.43						920.00	2,453.43	2,695.60
SPN.AX - Sparc Technologies Limited			500.00	619.95				500.00	619.95	135.00
SUN.AX - Suncorp Group Limited - Ordinary Fully Paid	640.00	6,685.42			(270.00)	(3,065.66)	(26.51)	370.00	3,619.76	4,110.70
SPQ.AX - Superior Resources Limited			70,000.00	579.95				70,000.00	579.95	840.00
SUV.AX - Suvo Strategic Minerals Limited			6,500.00	1,154.90				6,500.00	1,154.90	975.00
TAH.AX - Tabcorp Holdings Limited	2,378.00	8,052.09			(500.00)	(1,657.60)	372.45	1,878.00	6,394.49	9,728.04
TAHRA.AX - Tabcorp Holdings Limited			217.00		(217.00)	0.00			0.00	
TLM.AX - Talisman Mining Limited - Ordinary Fully Paid	4,000.00	754.95						4,000.00	754.95	820.00
TLS.AX - Telstra Corporation Limited	7,520.00	27,571.79	400.00	1,279.95				7,920.00	28,851.74	29,779.20
TMZ.AX - Thomson Resources Limited			4,500.00	582.45				4,500.00	582.45	540.00

Lennox Superannuation Fund

Investment Movement Report

As at 30 June 2021

Investment	Opening Balance		Additions		Disposals			Closing Balance		
	Units	Cost	Units	Cost	Units	Cost	Accounting Profit/(Loss)	Units	Cost	Market Value
VXR.AX - Venturex Resources Limited			5,000.00	2,819.90				5,000.00	2,819.90	3,850.00
WHA.AX - Wattle Health Australia Limited - Ordinary Fully Paid	7,000.00	5,059.95						7,000.00	5,059.95	3,710.00
WES.AX - Wesfarmers Limited - Ordinary Fully Paid	467.00	10,838.98						467.00	10,838.98	27,599.70
WBC.AX - Westpac Banking Corporation	1,050.00	24,228.81						1,050.00	24,228.81	27,100.50
WHC.AX - Whitehaven Coal Limited - Ordinary Fully Paid	2,000.00	6,199.90						2,000.00	6,199.90	3,880.00
WHK.AX - Whitehawk Limited - Ordinary Fully Paid	25,000.00	1,404.89	6,000.00	1,959.90				31,000.00	3,364.79	4,495.00
WPP.AX - Wpp Aunz Ltd (ex STW Communications)	6,400.00	4,164.38			(6,400.00)	(4,164.38)	(704.28)		0.00	
	342,900.49	86,108.82				(76,769.18)	14,183.92		352,240.13	429,692.47
Units in Listed Unit Trusts (Australian)										
APA.AX1 - APA Group			200.00	1,997.95				200.00	1,997.95	1,780.00
ALG - Ardent Leisure Group Limited - Ordinary Fully Paid	5,822.00	3,262.10	1,000.00	764.95	(900.00)	(1,047.99)	(217.44)	5,922.00	2,979.06	5,803.56
AOF - Australian Unity Office Fund - Ordinary Units Fully Paid	1,000.00	2,609.95	1,000.00	2,219.95				2,000.00	4,829.90	5,220.00
CMW.AX - Cromwell Property Group			1,500.00	1,369.95				1,500.00	1,369.95	1,312.50

Lennox Superannuation Fund Investment Movement Report

As at 30 June 2021

Investment	Opening Balance		Additions		Disposals			Closing Balance		Market Value
	Units	Cost	Units	Cost	Units	Cost	Accounting Profit/(Loss)	Units	Cost	
HDN.AX - Homeco Daily Needs Reit			1,423.00	1,902.72				1,423.00	1,902.72	1,992.20
IFN - Infigen Energy - Stapled Securities Fully Paid	3,895.00	1,754.51			(3,895.00)	(1,754.51)	1,808.94		0.00	
MHH.AX - Magellan High Conviction Trust			1,000.00	1,559.95				1,000.00	1,559.95	1,565.00
RFF - Rural Funds Group - Fully Paid Units Stapled Securities	6,540.00	13,251.74			(520.00)	(1,169.57)	89.68	6,020.00	12,082.17	15,953.00
SCG - Scentre Group - Stapled Securities Deferred Settlement	5,730.00	18,564.75	935.00	2,619.25				6,665.00	21,184.00	18,262.10
SKI - Spark Infrastructure Group - Stapled \$0.65 Loan Note and Unit	9,650.00	17,397.65						9,650.00	17,397.65	21,712.50
SYD - Sydney Airport - Units Fully Paid Stapled Securities (prev MAP)	800.00	1,626.63						800.00	1,626.63	4,632.00
TCL - Transurban Group - Ordinary Shares/Units Fully Paid Triple Stapled	2,824.00	17,755.52						2,824.00	17,755.52	40,185.52
URW.AX - Unibail-Rodamco-Westfield - Chess Depositary Interests 20:1	1,180.00	12,194.47	400.00	1,591.95	(760.00)	(10,505.14)	(6,716.24)	820.00	3,281.28	4,657.60
		88,417.32		14,026.67		(14,477.21)	(5,035.06)		87,966.78	123,075.98
	436,893.68		222,097.14		(215,129.50)		9,148.86		443,861.32	556,506.61

Lennox Superannuation Fund

Investment Performance

As at 30 June 2021

Investment	Opening Value	Purchases / Additions	Sales / Reductions	Closing Value	Realised Market Gain	Unrealised Market Gain	Net Income	Income and Market Gain	Return %	
Bank Accounts										
Macquarie ***5458	5,503.76	0.00	0.00	2,682.30	0.00	0.00	0.47	0.47	0.01 %	
Macquarie CMT ***0070	72.11	0.00	0.00	972.11	0.00	0.00	0.00	0.00	0.00 %	
	5,575.87	0.00	0.00	3,654.41	0.00	0.00	0.47	0.47	0.01 %	
Derivatives (Options, Hybrids, Future Contracts)										
CLZOA.AX Classic Minerals Ltd	0.00	0.00	0.00	83.75	0.00	83.75	0.00	83.75	0.00 %	
	0.00	0.00	0.00	83.75	0.00	83.75	0.00	83.75	0.00 %	
Shares in Listed Companies (Australian)										
88E.AX 88 Energy Limited	0.00	437.95	0.00	572.00	0.00	134.05	0.00	134.05	30.61 %	
AJC.AX Acacia Coal Limited - Ordinary Fully Paid	100.00	0.00	619.95	0.00	0.00	519.95	0.00	519.95	(100.00) %	
ABC.AX Adbri Limited - Ordinary Fully Paid (ex Adelaide Brighton)	22,066.02	0.00	0.00	24,078.33	0.00	2,012.31	1,189.55	3,201.86	14.51 %	
ADS.AX Adslot Ltd (Formerly Webfirm and Ansearch Limited)	637.56	0.00	0.00	991.76	0.00	354.20	0.00	354.20	55.56 %	
AJX.AX Alexium International Group Limited	0.00	675.95	0.00	392.00	0.00	(283.95)	0.00	(283.95)	(42.01) %	
AMC.AX Amcor Limited	5,792.00	4,408.95	0.00	10,591.00	0.00	390.05	342.51	732.56	7.18 %	
AMP.AX Amp Limited - Ordinary Fully Paid	3,190.60	1,169.95	4,723.86	2,047.50	(3,245.31)	2,410.81	245.71	(588.79)	162.06 %	
AZJ.AX Aurizon Holdings Limited - Ordinary Fully Paid	7,261.92	10,011.85	0.00	14,418.72	0.00	(2,855.05)	1,130.93	(1,724.12)	(9.98) %	
AAC.AX Australian Agricultural Company Limited. - Ordinary Fully Paid	2,410.20	0.00	0.00	3,205.80	0.00	795.60	0.00	795.60	33.01 %	
BOQ.AX Bank of Queensland Limited. - Ordinary Fully Paid	8,638.00	3,675.00	5,867.81	11,751.90	(403.42)	5,306.71	650.43	5,553.72	86.17 %	
BHP.AX Bhp Billiton Limited - Ordinary Fully Paid	32,954.40	0.00	4,239.90	38,856.00	1,105.35	10,141.50	2,490.40	13,737.25	47.84 %	

Lennox Superannuation Fund Investment Performance

As at 30 June 2021

Investment	Opening Value	Purchases / Additions	Sales / Reductions	Closing Value	Realised Market Gain	Unrealised Market Gain	Net Income	Income and Market Gain	Return %	
BXB.AX	Brambles Limited - Ordinary Fully Paid	20,424.73	6,549.00	0.00	28,702.96	0.00	1,729.23	636.30	2,365.53	8.77 %
BKW.AX	Brickworks Limited - Ordinary Fully Paid	16,843.12	0.00	4,427.10	17,899.98	3,087.50	5,483.96	740.57	9,312.03	75.00 %
CAD.AX	Caeneus Minerals Ltd - Ordinary Fully Paid	60.00	849.90	0.00	950.00	0.00	40.10	0.00	40.10	4.41 %
CFE.AX	Cape Lambert Resources Limited - Ordinary Fully Paid	204.00	0.00	3,817.11	0.00	0.00	3,613.11	0.00	3,613.11	(100.00) %
CGF.AX	Challenger Limited - Ordinary Fully Paid	15,487.92	3,503.95	2,844.75	21,715.74	(1,298.14)	5,568.62	544.76	4,815.24	29.82 %
CCX.AX	City Chic Collective Limited	0.00	2,267.95	0.00	4,392.00	0.00	2,124.05	0.00	2,124.05	93.66 %
CLZ.AX	Classic Minerals Ltd - Ordinary Fully Paid	335.00	319.95	0.00	970.00	0.00	315.05	0.00	315.05	48.10 %
CCL.AX	Coca-Cola Amatil Limited - Ordinary Fully Paid	4,416.60	0.00	4,470.02	0.00	1,940.08	53.42	45.90	2,039.40	(3,817.67) %
COD.AX	Coda Minerals Ltd	0.00	0.00	0.00	44.82	0.00	44.82	0.00	44.82	0.00 %
COL.AX	Coles Group Limited.	5,442.89	0.00	0.00	5,417.53	0.00	(25.36)	273.98	248.62	4.57 %
CLE.AX	Cyclone Metals Limited	0.00	3,817.11	0.00	918.00	0.00	(2,899.11)	0.00	(2,899.11)	(75.95) %
DTR.AX	Dateline Resources Limited - Ordinary Fully Paid	360.00	0.00	0.00	662.40	0.00	302.40	0.00	302.40	84.00 %
DRR.AX	Deterra Royalties Limited	0.00	5,485.37	0.00	7,020.00	0.00	1,534.63	54.60	1,589.23	28.97 %
EXR.AX	Elixir Energy Limited - Ordinary Fully Paid	1,134.00	6,379.90	391.96	12,835.31	2,868.09	5,713.37	0.00	8,581.46	120.49 %
FGO.AX	Flamingo Ai Limited - Ordinary Fully Paid	188.00	0.00	0.00	940.00	0.00	752.00	0.00	752.00	400.00 %
FNP.AX	Freedom Foods Group Limited - Ordinary Fully Paid	3,732.40	1,534.95	0.00	1,547.60	0.00	(3,719.75)	0.00	(3,719.75)	(70.62) %
GAL.AX	Galileo Mining Ltd	0.00	964.95	0.00	825.00	0.00	(139.95)	0.00	(139.95)	(14.50) %
GNX.AX	Genex Power Limited	0.00	607.95	0.00	616.00	0.00	8.05	0.00	8.05	1.32 %
GGG.AX	Greenland Minerals Limited	650.00	819.90	0.00	1,045.00	0.00	(424.90)	0.00	(424.90)	(28.91) %
GTR.AX	Gti Resources Limited - Ordinary Fully Paid	1,360.00	0.00	0.00	1,040.00	0.00	(320.00)	0.00	(320.00)	(23.53) %
HZR.AX	Hazer Group Limited	0.00	940.95	0.00	516.00	0.00	(424.95)	0.00	(424.95)	(45.16) %

Lennox Superannuation Fund

Investment Performance

As at 30 June 2021

Investment	Opening Value	Purchases / Additions	Sales / Reductions	Closing Value	Realised Market Gain	Unrealised Market Gain	Net Income	Income and Market Gain	Return %	
ILU.AX	Iluka Resources Limited - Ordinary Fully Paid	13,322.40	1,388.45	10,109.30	9,058.50	1,448.16	4,456.95	39.71	5,944.82	129.19 %
IPH.AX	Iph Limited - Ordinary Fully Paid	1,492.00	0.00	0.00	1,560.00	0.00	68.00	76.86	144.86	9.71 %
ISD.AX	Isentia Group Limited - Ordinary Fully Paid	362.50	0.00	0.00	412.50	0.00	50.00	0.00	50.00	13.79 %
MGL.AX	Magontec Limited - Ordinary Fully Paid	1,371.90	0.00	0.00	1,452.60	0.00	80.70	0.00	80.70	5.88 %
MLX.AX	Metals X Limited - Ordinary Fully Paid	922.64	0.00	0.00	2,510.99	0.00	1,588.35	0.00	1,588.35	172.15 %
MXC.AX	MGC Pharmaceuticals (Erin Resources Limited)	5,900.00	249.95	4,574.72	8,695.00	375.39	7,119.77	0.00	7,495.16	475.81 %
MCR.AX	Mincor Resources NI - Ordinary Fully Paid	4,994.34	0.00	0.00	6,915.24	0.00	1,920.90	0.00	1,920.90	38.46 %
NST.AX	Northern Star Resources Ltd - Ordinary Fully Paid	0.00	0.00	0.00	0.00	0.00	0.00	7.29	7.29	0.00 %
ONE.AX	Oneview Healthcare Plc	0.00	537.45	0.00	705.00	0.00	167.55	0.00	167.55	31.17 %
OBM.AX	Ora Banda Mining Ltd (ex Eastern Goldfields)- Ordinary Fully Paid	2,529.09	1,638.24	0.00	2,635.95	0.00	(1,531.38)	210.91	(1,320.47)	(31.69) %
ORA.AX	Orora Limited - Ordinary Fully Paid	4,307.84	5,009.90	3,135.60	9,310.68	(266.55)	3,128.54	388.52	3,250.51	52.58 %
OVT.AX	Ovato Limited - Ordinary Fully Paid (ex PMP)	196.81	977.80	0.00	640.36	0.00	(534.25)	0.00	(534.25)	(45.48) %
PDL.AX	Pendal Group Limited - Ordinary Fully Paid	5,193.90	7,487.95	5,335.59	10,848.76	(580.30)	3,502.50	427.46	3,349.66	45.60 %
PTM.AX	Platinum Asset Management Limited - Ordinary Fully Paid	2,349.90	0.00	0.00	3,093.30	0.00	743.40	207.00	950.40	40.44 %
3DP.AX	Pointerra Limited - Ordinary Fully Paid	3,402.00	0.00	2,358.80	14,700.00	15,176.40	13,656.80	0.00	28,833.20	2,763.92 %
PXX.AX	Polarx Limited - Ordinary Fully Paid	510.00	209.95	0.00	620.00	0.00	(99.95)	0.00	(99.95)	(13.88) %
PM1.AX	Pure Minerals Limited	0.00	679.95	679.95	0.00	0.00	0.00	0.00	0.00	0.00 %
PUR.AX	Pursuit Minerals Ltd	0.00	820.90	0.00	1,943.00	0.00	1,122.10	0.00	1,122.10	136.69 %

Lennox Superannuation Fund

Investment Performance

As at 30 June 2021

Investment	Opening Value	Purchases / Additions	Sales / Reductions	Closing Value	Realised Market Gain	Unrealised Market Gain	Net Income	Income and Market Gain	Return %	
QBE.AX	Qbe Insurance Group Limited - Ordinary Fully Paid	1,151.80	0.00	0.00	1,402.70	0.00	250.90	5.42	256.32	22.25 %
QUB.AX	Qube Holdings Limited - Ordinary Fully Paid	6,337.98	0.00	0.00	6,904.26	0.00	566.28	149.35	715.63	11.29 %
QPM.AX	Queensland Pacific Metals Limited	0.00	679.95	339.97	1,400.00	990.06	1,060.02	0.00	2,050.08	603.00 %
QHL.AX	Quickstep Holdings Limited - Ordinary Fully Paid	1,680.00	0.00	0.00	1,040.00	0.00	(640.00)	0.00	(640.00)	(38.10) %
RMX.AX	Red Mountain Mining Limited	0.00	1,289.90	0.00	900.00	0.00	(389.90)	0.00	(389.90)	(30.23) %
SWM.AX	Seven West Media Limited - Ordinary Fully Paid	1,488.67	1,719.95	9,945.15	6,025.94	(6,655.06)	12,762.47	0.00	6,107.41	(90.66) %
SLX.AX	Silex Systems Limited - Ordinary Fully Paid	1,460.10	0.00	0.00	1,695.60	0.00	235.50	0.00	235.50	16.13 %
S32.AX	South32 Limited - Ordinary Fully Paid	1,876.80	0.00	0.00	2,695.60	0.00	818.80	41.76	860.56	45.85 %
SPN.AX	Sparc Technologies Limited	0.00	619.95	0.00	135.00	0.00	(484.95)	0.00	(484.95)	(78.22) %
SUN.AX	Suncorp Group Limited - Ordinary Fully Paid	5,907.20	0.00	3,065.66	4,110.70	(26.51)	1,269.16	329.14	1,571.79	55.31 %
SPQ.AX	Superior Resources Limited	0.00	579.95	0.00	840.00	0.00	260.05	0.00	260.05	44.84 %
SUV.AX	Suvo Strategic Minerals Limited	0.00	1,154.90	0.00	975.00	0.00	(179.90)	0.00	(179.90)	(15.58) %
TAH.AX	Tabcorp Holdings Limited	8,037.64	0.00	1,657.60	9,728.04	372.45	3,348.00	214.23	3,934.68	61.67 %
TLM.AX	Talisman Mining Limited - Ordinary Fully Paid	660.00	0.00	0.00	820.00	0.00	160.00	0.00	160.00	24.24 %
TLS.AX	Telstra Corporation Limited	23,537.60	1,279.95	0.00	29,779.20	0.00	4,961.65	1,764.57	6,726.22	27.10 %
TMZ.AX	Thomson Resources Limited	0.00	582.45	0.00	540.00	0.00	(42.45)	0.00	(42.45)	(7.29) %
VXR.AX	Venturex Resources Limited	0.00	2,819.90	0.00	3,850.00	0.00	1,030.10	0.00	1,030.10	36.53 %
WHA.AX	Wattle Health Australia Limited - Ordinary Fully Paid	3,710.00	0.00	0.00	3,710.00	0.00	0.00	0.00	0.00	0.00 %

Lennox Superannuation Fund Investment Performance

As at 30 June 2021

Investment	Opening Value	Purchases / Additions	Sales / Reductions	Closing Value	Realised Market Gain	Unrealised Market Gain	Net Income	Income and Market Gain	Return %	
WES.AX	Wesfarmers Limited - Ordinary Fully Paid	20,935.61	0.00	0.00	27,599.70	0.00	6,664.09	1,220.88	7,884.97	37.66 %
WBC.AX	Westpac Banking Corporation	18,847.50	0.00	0.00	27,100.50	0.00	8,253.00	1,335.00	9,588.00	50.87 %
WHC.AX	Whitehaven Coal Limited - Ordinary Fully Paid	2,860.00	0.00	0.00	3,880.00	0.00	1,020.00	0.00	1,020.00	35.66 %
WHK.AX	Whitehawk Limited - Ordinary Fully Paid	2,125.00	1,959.90	0.00	4,495.00	0.00	410.10	0.00	410.10	10.04 %
WPP.AX	Wpp Aunz Ltd (ex STW Communications)	1,792.00	0.00	4,164.38	0.00	(704.28)	2,372.38	0.00	1,668.10	(70.31) %
		302,952.58	86,108.82	76,769.18	429,692.47	14,183.93	117,400.25	14,763.74	146,347.92	46.86 %
Units in Listed Unit Trusts (Australian)										
APA.AX	APA Group	0.00	1,997.95	0.00	1,780.00	0.00	(217.95)	3.35	(214.60)	(10.74) %
ALG	Ardent Leisure Group Limited - Ordinary Fully Paid	2,270.58	764.95	1,047.99	5,803.56	(217.44)	3,816.02	0.00	3,598.58	181.06 %
AOF	Australian Unity Office Fund - Ordinary Units Fully Paid	2,090.00	2,219.95	0.00	5,220.00	0.00	910.05	262.50	1,172.55	27.21 %
CMW.AX	Cromwell Property Group	0.00	1,369.95	0.00	1,312.50	0.00	(57.45)	77.21	19.76	1.44 %
HDN.AX	Homeco Daily Needs Reit	0.00	1,902.72	0.00	1,992.20	0.00	89.48	50.20	139.68	7.34 %
IFN	Infigen Energy - Stapled Securities Fully Paid	3,661.30	0.00	1,754.51	0.00	1,808.94	(1,906.79)	0.00	(97.85)	(5.13) %
MHH.AX	Magellan High Conviction Trust	0.00	1,559.95	0.00	1,565.00	0.00	5.05	0.00	5.05	0.32 %
RFF	Rural Funds Group - Fully Paid Units Stapled Securities	12,556.80	0.00	1,169.57	15,953.00	89.68	4,565.77	693.79	5,349.24	46.98 %
SCG	Scentre Group - Stapled Securities Deferred Settlement	12,434.10	2,619.25	0.00	18,262.10	0.00	3,208.75	466.70	3,675.45	24.42 %
SKI	Spark Infrastructure Group - Stapled \$0.65 Loan Note and Unit	20,844.00	0.00	0.00	21,712.50	0.00	868.50	1,505.41	2,373.91	11.39 %

Lennox Superannuation Fund

Investment Performance

As at 30 June 2021

Investment	Opening Value	Purchases / Additions	Sales / Reductions	Closing Value	Realised Market Gain	Unrealised Market Gain	Net Income	Income and Market Gain	Return %
SYD Sydney Airport - Units Fully Paid Stapled Securities (prev MAP)	4,536.00	0.00	0.00	4,632.00	0.00	96.00	146.64	242.64	5.35 %
TCL Transurban Group - Ordinary Shares/Units Fully Paid Triple Stapled	39,903.12	0.00	0.00	40,185.52	0.00	282.40	1,005.31	1,287.71	3.23 %
URW.AX Unibail-Rodamco-Westfield - Chess Depository Interests 20:1	4,767.20	1,591.95	10,505.14	4,657.60	(6,716.24)	8,803.59	0.00	2,087.35	(50.35) %
	103,063.10	14,026.67	14,477.21	123,075.98	(5,035.06)	20,463.42	4,211.11	19,639.47	19.14 %
	411,591.55	100,135.49	91,246.39	556,506.61	9,148.87	137,947.42	18,975.32	166,071.61	39.50 %