
Workpapers - 2023 Financial Year

Ameroo Super

Preparer: Rhonda Wilkinson

Reviewer: John Curley

Printed: 13 October 2023

Lead Schedule

2023 Financial Year

Code	Workpaper	CY Balance	LY Balance	Change	Status
23800	Distributions Received	(\$1,400.00)		100%	Completed
23900	Dividends Received	(\$64,458.94)	(\$70,016.84)	(7.94)%	Completed
24700	Changes in Market Values of Investments	(\$86,548.45)	\$42,705.53	(302.66)%	Completed
25000	Interest Received	(\$1,336.93)	(\$1.59)	83983.65%	Completed
28000	Property Income	(\$72,888.57)	(\$67,080.01)	8.66%	Completed
30100	Accountancy Fees	\$2,750.00	\$2,640.00	4.17%	Completed
30150	Administration Fees	\$176.00	\$506.00	(65.22)%	Completed
30200	Actuarial Certificate	\$132.00	\$132.00	0%	Completed
30400	ATO Supervisory Levy	\$259.00	\$259.00	0%	Completed
30700	Auditor's Remuneration	\$385.00	\$385.00	0%	Completed
30800	ASIC Fees	\$59.00	\$56.00	5.36%	Completed
41600	Pensions Paid	\$33,800.00	\$33,550.00	0.75%	Completed
41920	Property Expenses - Advertising		\$242.00	100%	N/A - Not Applicable
41921	Property Expenses - Admin Fees		\$177.00	100%	N/A - Not Applicable
41930	Property Expenses - Agents Management Fees	\$6,247.09	\$6,345.85	(1.56)%	Completed
41960	Property Expenses - Council Rates	\$6,286.44	\$6,099.02	3.07%	Completed

Code	Workpaper	CY Balance	LY Balance	Change	Status
41980	Property Expenses - Insurance Premium	\$1,717.52	\$1,419.08	21.03%	Completed
42060	Property Expenses - Repairs Maintenance	\$1,521.23	\$3,627.44	(58.06)%	Completed
42100	Property Expenses - Strata Levy Fees	\$7,793.36	\$7,555.47	3.15%	Completed
42150	Property Expenses - Water Rates	\$942.54	\$819.85	14.96%	Completed
48500	Income Tax Expense	(\$16,546.29)	(\$19,951.56)	(17.07)%	Completed
49000	Profit/Loss Allocation Account	\$181,110.00	\$50,530.76	258.42%	Completed
50000	Members	(\$3,031,366.35)	(\$2,850,256.35)	6.35%	Completed
60400	Bank Accounts	\$116,591.90	\$21,283.56	447.8%	Completed
61800	Distributions Receivable	\$350.00		100%	Completed
68000	Sundry Debtors	\$0.00	\$2,427.06	100%	N/A - Not Applicable
77200	Real Estate Properties (Australian - Residential)	\$1,615,000.00	\$1,595,000.00	1.25%	Completed
77600	Shares in Listed Companies (Australian)	\$1,279,787.51	\$1,230,714.15	3.99%	Completed
78000	Stapled Securities	\$20,050.00		100%	Completed
85000	Income Tax Payable /Refundable	\$15,067.63	\$18,022.93	(16.4)%	Completed
88000	Sundry Creditors	\$0.00	(\$232.00)	100%	N/A - Not Applicable
89000	Deferred Tax Liability /Asset	(\$15,480.69)	(\$16,959.35)	(8.72)%	Completed
A	Financial Statements				Completed

Code	Workpaper	CY Balance	LY Balance	Change	Status
B	Permanent Documents				Completed
C	Other Documents				N/A - Not Applicable
D	Pension Documentation				N/A - Not Applicable
E	Estate Planning				N/A - Not Applicable

23800 - Distributions Received

2023 Financial Year

Preparer Rhonda Wilkinson

Reviewer John Curley

Status Completed

Account Code	Description	CY Balance	LY Balance	Change
CLW.AX1	Charter Hall Long Wale Reit	(\$1,400.00)		100%
TOTAL		CY Balance	LY Balance	
		(\$1,400.00)		

Supporting Documents

- Distribution Reconciliation Report [Report](#)
- CLW_Tax_Statement_2023_.pdf [CLW.AX1](#)
- CLW_Distribution_Advice_2022_11_11.pdf [CLW.AX1](#)
- CLW_Distribution_Advice_2023_02_14.pdf [CLW.AX1](#)
- CLW_Distribution_Advice_2023_05_15.pdf [CLW.AX1](#)
- CLW_Distribution_Advice_2023_08_14.pdf [CLW.AX1](#)

Standard Checklist

- Attach a copy of all Tax Statements
- Attach a copy of Distribution Reconciliation Report
- Ensure all Distributions have been reviewed on [Distribution Tax Automation](#)

Ameroo Super

Distribution Reconciliation Report

For The Period 01 July 2022 - 30 June 2023

Date	Payment Received	Non Primary Production Income (A) * ₁				Distributed Capital Gains (B) * ₂					Foreign Income * ₃		Non-Assessable			Taxable Income	
		Franked	Unfranked	Interest/ Other	Franking Credits	Discounted (After Discount)	Rate * ₅	CGT Concession	Indexed	Other	Foreign Income	Foreign Credits	Tax Exempt	Tax Free	Tax Deferred / AMIT * ₆		
Stapled Securities																	
CLW.AX Charter Hall Long Wale Reit																	
11/11/2022	350.00						S									0.00	
14/02/2023	350.00						S									0.00	
15/05/2023	350.00						S									0.00	
30/06/2023	350.00						S									0.00	
30/06/2023	0.00	0.00	0.00	359.82	0.00	130.29	I	130.29	0.00	0.00	0.00	0.00	0.00	0.00	0.00	779.60	490.11
	1,400.00	0.00	0.00	359.82	0.00	130.29		130.29	0.00	0.00	0.00	0.00	0.00	0.00	0.00	779.60	490.11
<i>Net Cash Distribution:</i>		<i>1,400.00</i>															
	1,400.00	0.00	0.00	359.82	0.00	130.29		130.29	0.00	0.00	0.00	0.00	0.00	0.00	0.00	779.60	490.11

Ameroo Super

Distribution Reconciliation Report

For The Period 01 July 2022 - 30 June 2023

Date	Non Primary Production Income (A) * ₁				Distributed Capital Gains (B) * ₂				Foreign Income * ₃			Non-Assessable				Taxable Income
	Payment Received	Franked	Unfranked	Interest/ Other	Franking Credits	Discounted (After Discount)	Rate * ₅	CGT Concession	Indexed	Other	Foreign Income	Foreign Credits	Tax Exempt	Tax Free	Tax Deferred / AMIT * ₆	
TOTAL	1,400.00	0.00	0.00	359.82	0.00	130.29		130.29	0.00	0.00	0.00	0.00	0.00	0.00	779.60	490.11

Total Distributed Gains

Discount Rate	Discounted	Gross
Superfund 1/3	0.00	0.00
Individual 50%(I)	130.29	260.58
Total	130.29	260.58

*₁ Summary of Non Primary Production Income (A)

Tax Label	Franked	Unfranked	Interest/Other	Less Other Deduction	Income Before Credits * ₇	Franking Credits	Total Including Credits
11M Gross trust distributions	0.00	0.00	359.82	0.00	359.82	0.00	359.82

*₂ Forms part of the Net Capital Gains calculation for Tax Label 11A.

*₃ Forms part of the Foreign Credits calculation for Tax Label 11D, D1, 13C1.

*₄ Taxable Income is designed to match Tax Statement provided by Fund Manager.

Taxable Income in the SMSF Annual Return will be different due to application of Capital Losses in Net Capital Gain calculation and application of different discount method.

*₅ This is the discount rate selected for the transaction. "S" being Super Funds at 1/3 and "I" being Individual at 50%.

*₆ AMIT cost base net increase is reflected as negative amount i.e. negative tax deferred and AMIT cost base net decrease is reflected as positive amount i.e. positive tax deferred.

*₇ Sum of Income Before Credits reconciles with Taxable Trust Distributions in Statement of Taxable Income.

^ Variance between Payment Received and Net Cash Distribution.

All Registry communications to:
 Link Market Services Limited
 Locked Bag A14, Sydney South, NSW 1235
 Enquiries (within Australia): 1300 303 063
 (outside Australia): +61 1300 303 063
 ASX Code: CLW
 Email: charterhall@linkmarketservices.com.au
 Website: www.linkmarketservices.com.au

Charter Hall WALE Limited
 ABN 20 610 772 202
 ACN 610 772 202
 AFSL 486721

As responsible entity of the Charter Hall Long WALE REIT ("CLW")

Part A: Your details



020 007511

AMEROO SUPER PTY LTD
 <AMEROO SUPER A/C>
 21 ENGLEWOOD AVENUE
 DUBBO NSW 2830

Date: 8 September 2023
Reference No.: X*****9814

Attribution Managed Investment Trust Member Annual Statement for the year ended 30 June 2023

The below relates to the distributions for the stapled securities issued by Charter Hall Direct Industrial Fund Trust (DIF). There was no distributable income paid from LWR Finance Trust during the 2022-2023 Tax year.

Part B: Summary of 2023 tax return (supplementary section) items for a resident individual

Non-Australian residents should seek independent Australian tax advice.

Item	Amount	Tax return label
Share of net income from trusts, less net capital gains, foreign income and franked distributions - primary production income	\$25.72	13L
Share of net income from trusts, less net capital gains, foreign income and franked distributions - non-primary production income	\$334.10	13U
Franked distribution from trusts	\$0.00	13C
Other deductions relating to non-primary production income	\$0.00	13Y
Share of franking credits from franked dividends	\$0.00	13Q
Share of credit for foreign resident withholding amounts (excluding capital gains)	\$0.00	13A
Share of credit for tax file number amounts withheld from interest, dividends and unit trust distributions	\$0.00	13R
Net capital gain	\$130.29	18A
Total current year capital gains	\$260.58	18H
Credit for foreign resident capital gains withholding amounts	\$0.00	18X
Assessable foreign source income	\$0.00	20E
Other net foreign source income	\$0.00	20M
Australian franking credits from a New Zealand franking company	\$0.00	20F
Foreign income tax offset *	\$0.00	20O

*To work out your foreign income tax offset (FITO) entitlement, see 20 Foreign source income and foreign assets or property or the Guide to foreign tax offset rules 2023.

Part B: Capital gains tax information - additional information for item 18

	Amount	
Capital gains - discounted method	\$260.58	(gross amount)
Capital gains - other method	\$0.00	
Total current year capital gains	\$260.58	

Part C: Components of attribution

	Cash distributions	Tax paid or franking credit (gross up)	Attributable amount
Australian income			
Interest (subject to non - resident withholding tax)			\$0.00
Interest (not subject to non - resident withholding tax)			\$0.00
Dividends - unfranked amount declared to be CFI			\$0.00
Dividends - unfranked amount not declared to be CFI			\$0.00
Other assessable Australian income (Other)			\$334.10
Other assessable Australian income (NCMI)			\$0.00
Other assessable Australian income (Excluded from NCMI)			\$0.00
Other assessable Australian income (NCMI – Non-Primary production)			\$0.00
Other assessable Australian income (CBMI)			\$0.00
Non-primary production income			\$334.10
NCMI - primary production			\$25.72
Primary production income			\$25.72
Dividends - franked amount		\$0.00	\$0.00
Capital gains			
Capital gains – discounted method TAP (Other)			\$130.29
Capital gains – discounted method TAP (NCMI)			\$0.00
Capital gains – discounted method TAP (Excluded from NCMI)			\$0.00
Capital gains – discounted method TAP (CBMI)			\$0.00
Capital gains - discounted method NTAP			\$0.00
Taxable foreign capital gains - discounted method	\$0.00		\$0.00
Capital gains – other method TAP (Other)			\$0.00
Capital gains – other method TAP (NCMI)			\$0.00
Capital gains – other method TAP (Excluded from NCMI)			\$0.00
Capital gains – other method TAP (CBMI)			\$0.00
Capital gains - other method NTAP			\$0.00
Taxable foreign capital gains - other method	\$0.00		\$0.00
Net capital gains		\$0.00	\$130.29
AMIT CGT gross up amount			\$130.29
Other capital gains distribution			\$130.29
Total current year capital gains		\$0.00	\$260.58
Foreign income			
Other net foreign source income		\$0.00	\$0.00
Assessable foreign source income		\$0.00	\$0.00
Australian franking credit from a New Zealand franking company		\$0.00	\$0.00
CFC income			\$0.00
Transferor trust income			\$0.00
Total foreign income		\$0.00	\$0.00
Other non-assessable amounts			Amount
Net exempt income			\$0.00
Non-assessable non-exempt amount			\$0.00
Other non-attributable amounts			\$779.60
Total non-assessable amounts			\$779.60
Gross cash distribution	\$1,400.00		
Less: withholding tax	\$0.00		
Net cash distribution	\$1,400.00		

Part D: Tax offsets

	Amount
Tax offsets	
Franking credit tax offset from Australian resident companies	\$0.00
Foreign income tax offset - Other net foreign source income	\$0.00
Total tax offsets	\$0.00

Part E: Attribution Managed Investment Trust ('AMIT') cost base adjustments

	Amount
AMIT cost base net amount - excess (decrease cost base)	\$779.60
AMIT cost base net amount - shortfall (increase cost base)	\$0.00

Note: FITOs are not split into their components (representing the type of income/gains they have arisen on) and they have not been reduced where they arise on discounted capital gains. Investors should seek their own advice in this respect from their professional tax advisor.

Charter Hall has prepared a Tax Guide to assist you in completing your 2023 Tax return.

This guide can be found at <https://www.charterhall.com.au/taxationguide>

Please retain this statement for income tax purposes

All Registry communications to:
Link Market Services Limited
Locked Bag A14, Sydney South, NSW 1235
Enquiries (within Australia): 1300 303 063
(outside Australia): +61 1300 303 063
ASX Code: CLW
Email: charterhall@linkmarketservices.com.au
Website: www.linkmarketservices.com.au



Charter Hall WALE Limited
ABN 20 610 772 202
ACN 610 772 202
AFSL 486721

As responsible entity of the Charter Hall Long WALE REIT ("CLW")

**DISTRIBUTION ADVICE
DIRECT CREDIT**



020 006270

AMEROO SUPER PTY LTD
<AMEROO SUPER A/C>
21 ENGLEWOOD AVENUE
DUBBO NSW 2830

Holder Identification Number (HIN): X*****9814
Payment Date: 11 November 2022
Record Date: 30 September 2022
TFN/ABN Status: Quoted

Distribution statement for the period ended 30 September 2022

Security description	Class	Amount per stapled security	Number of stapled securities	Gross distribution
CLW	Stapled Securities	7.00 cents	5,000	\$350.00
Net distribution				\$350.00

Income is taxable in the year of entitlement rather than the tax year of receipt.
All distributions are calculated in Australian dollars and withholding tax has been deducted where applicable.

Note for custodians and other intermediaries

Charter Hall WALE Limited has given notice for purposes of the 'fund payment' rules in Schedule 1 of the Taxation Administration Act 1953. The notice has been placed on CLW's website at www.longwalereit.com.au.

Further Information

If you require further information on your holding, please contact Link Market Services Limited on the above contact details.

We recommend you seek professional advice if you have questions about your personal tax position.

This statement contains important information; please retain this statement for taxation purposes as a charge may be levied for a replacement.

Banking Instructions

Net distribution of \$350.00 was credited to the following bank account:

MACQUARIE BANK
ACCOUNT NAME: AMEROO SUPER PTY LTD <AMEROO SUP
BSB: 182-512 ACC: *****6641
DIRECT CREDIT REFERENCE: 001285401733

ADVICE ONLY

All Registry communications to:
Link Market Services Limited
Locked Bag A14, Sydney South, NSW 1235
Enquiries (within Australia): 1300 303 063
(outside Australia): +61 1300 303 063
ASX Code: CLW
Email: charterhall@linkmarketservices.com.au
Website: www.linkmarketservices.com.au



Charter Hall WALE Limited
ABN 20 610 772 202
ACN 610 772 202
AFSL 486721

As responsible entity of the Charter Hall Long WALE REIT ("CLW")

**DISTRIBUTION ADVICE
DIRECT CREDIT**



020 006329

AMEROO SUPER PTY LTD
<AMEROO SUPER A/C>
21 ENGLEWOOD AVENUE
DUBBO NSW 2830

Holder Identification Number (HIN): X*****9814
Payment Date: 14 February 2023
Record Date: 30 December 2022
TFN/ABN Status: Quoted

Distribution statement for the period ended 31 December 2022

Security description	Class	Amount per stapled security	Number of stapled securities	Gross distribution
CLW	Stapled Securities	7.00 cents	5,000	\$350.00
Net distribution				\$350.00

Dividend Reinvestment Plan: The Charter Hall Long WALE REIT Dividend Reinvestment Plan (DRP) has been suspended for this distribution.

Income is taxable in the year of entitlement rather than the tax year of receipt.
All distributions are calculated in Australian dollars and withholding tax has been deducted where applicable.

Note for custodians and other intermediaries

Charter Hall WALE Limited has given notice for purposes of the 'fund payment' rules in Schedule 1 of the Taxation Administration Act 1953. The notice has been placed on CLW's website at www.longwalereit.com.au.

Further Information

If you require further information on your holding, please contact Link Market Services Limited on the above contact details.

We recommend you seek professional advice if you have questions about your personal tax position.

This statement contains important information; please retain this statement for taxation purposes as a charge may be levied for a replacement.

Banking Instructions

Net distribution of \$350.00 was credited to the following bank account:

MACQUARIE BANK
ACCOUNT NAME: AMEROO SUPER PTY LTD <AMEROO SUP
BSB: 182-512 ACC: *****6641
DIRECT CREDIT REFERENCE: 001289351195

ADVICE ONLY

All Registry communications to:
Link Market Services Limited
Locked Bag A14, Sydney South, NSW 1235
Enquiries (within Australia): 1300 303 063
(outside Australia): +61 1300 303 063
ASX Code: CLW
Email: charterhall@linkmarketservices.com.au
Website: www.linkmarketservices.com.au



Charter Hall WALE Limited
ABN 20 610 772 202
ACN 610 772 202
AFSL 486721

As responsible entity of the Charter Hall Long WALE REIT ("CLW")

**DISTRIBUTION ADVICE
DIRECT CREDIT**



020 006518

AMEROO SUPER PTY LTD
<AMEROO SUPER A/C>
21 ENGLEWOOD AVENUE
DUBBO NSW 2830

Holder Identification Number (HIN): X*****9814
Payment Date: 15 May 2023
Record Date: 31 March 2023
TFN/ABN Status: Quoted

Distribution statement for the period ended 31 March 2023

Security description	Class	Amount per stapled security	Number of stapled securities	Gross distribution
CLW	Stapled Securities	7.00 cents	5,000	\$350.00
Net distribution				\$350.00

Notes to Charter Hall Long WALE REIT (CLW) distribution statement

- (a) Please note the Distribution Reinvestment Plan (DRP) is not applicable to this distribution.
- (b) Income is taxable in the year of entitlement rather than the tax year of receipt. All distributions are calculated in Australian dollars and withholding tax has been deducted where applicable.

Note for custodians and other intermediaries

Charter Hall WALE Limited has given notice for purposes of the 'fund payment' rules in Schedule 1 of the Taxation Administration Act 1953. The notice has been placed on CLW's website at www.longwalereit.com.au.

Further Information

If you require further information on your holding, please contact Link Market Services Limited on the above contact details.

We recommend you seek professional advice if you have questions about your personal tax position.

This statement contains important information; please retain this statement for taxation purposes as a charge may be levied for a replacement.

Banking Instructions

Net distribution of \$350.00 was credited to the following bank account:

MACQUARIE BANK
ACCOUNT NAME: AMEROO SUPER PTY LTD <AMEROO SUP
BSB: 182-512 ACC: *****6641
DIRECT CREDIT REFERENCE: 001295703823

ADVICE ONLY

All Registry communications to:
Link Market Services Limited
Locked Bag A14, Sydney South, NSW 1235
Enquiries (within Australia): 1300 303 063
(outside Australia): +61 1300 303 063
ASX Code: CLW
Email: charterhall@linkmarketservices.com.au
Website: www.linkmarketservices.com.au



Charter Hall WALE Limited
ABN 20 610 772 202
ACN 610 772 202
AFSL 486721

As responsible entity of the Charter Hall Long WALE REIT ("CLW")

**DISTRIBUTION ADVICE
DIRECT CREDIT**



020 006563

AMEROO SUPER PTY LTD
<AMEROO SUPER A/C>
21 ENGLEWOOD AVENUE
DUBBO NSW 2830

Holder Identification Number (HIN): X*****9814
Payment Date: 14 August 2023
Record Date: 30 June 2023
TFN/ABN Status: Quoted

Distribution statement for the period ended 30 June 2023

Security description	Class	Amount per stapled security	Number of stapled securities	Gross distribution
CLW	Stapled Securities	7.00 cents	5,000	\$350.00
Net distribution				\$350.00

Notes to Charter Hall Long WALE REIT (CLW) distribution statement

- (a) Please note the Distribution Reinvestment Plan (DRP) is not applicable to this distribution.
- (b) Income is taxable in the year of entitlement rather than the tax year of receipt. All distributions are calculated in Australian dollars and withholding tax has been deducted where applicable.

Note for custodians and other intermediaries

Charter Hall WALE Limited has given notice for purposes of the 'fund payment' rules in Schedule 1 of the Taxation Administration Act 1953. The notice has been placed on CLW's website at www.longwalereit.com.au.

Further Information

If you require further information on your holding, please contact Link Market Services Limited on the above contact details.

We recommend you seek professional advice if you have questions about your personal tax position.

This statement contains important information; please retain this statement for taxation purposes as a charge may be levied for a replacement.

Banking Instructions

Net distribution of \$350.00 was credited to the following bank account:

MACQUARIE BANK
ACCOUNT NAME: AMEROO SUPER PTY LTD <AMEROO SUP
BSB: 182-512 ACC: *****6641
DIRECT CREDIT REFERENCE: 001299060486

ADVICE ONLY

23900 - Dividends Received

2023 Financial Year

Preparer Rhonda Wilkinson

Reviewer John Curley

Status Completed

Account Code	Description	CY Balance	LY Balance	Change
ABC.AX	Adbri Limited	(\$535.00)	(\$1,337.50)	(60)%
AGK.AX	AGL Energy Limited	(\$385.20)	(\$1,070.00)	(64)%
ANZ.AX	ANZ Group Holdings Limited	(\$3,773.58)	(\$2,165.50)	74.26%
ASX.AX	Australian Stock Exchange Limited	(\$3,094.22)	(\$2,981.56)	3.78%
BHP.AX	BHP Group Limited	(\$7,400.25)	(\$19,212.28)	(61.48)%
BXB.AX	Brambles Limited	(\$593.64)		100%
COL.AX	Coles Group Limited.	(\$1,980.00)	(\$2,360.70)	(16.13)%
CSR.AX	CSR Limited	(\$7,831.50)	(\$6,304.50)	24.22%
ELD.AX	Elders Limited	(\$1,172.49)	(\$1,149.50)	2%
GEM.AX	G8 Education Limited		(\$341.10)	100%
HLS.AX	Healius Limited	(\$360.00)		100%
IAG.AX	Insurance Australia Group Limited	(\$638.00)	(\$1,102.00)	(42.11)%
IFL.AX	Insignia Financial Ltd	(\$6,690.00)	(\$6,943.40)	(3.65)%
IVC.AX	Invocare Limited	(\$957.95)	(\$821.10)	16.67%
NAB.AX	National Australia Bank Limited	(\$8,462.04)	(\$7,117.08)	18.9%
ORI.AX	Orica Limited	(\$490.00)	(\$336.00)	45.83%
SUN.AX	Suncorp-Metway Limited	(\$1,991.00)	(\$2,827.22)	(29.58)%
TAH.AX	Tabcorp Holdings Limited	(\$1,267.88)	(\$2,194.42)	(42.22)%
TLC.AX	The Lottery Corporation Limited	(\$1,080.00)		100%

Account Code	Description	CY Balance	LY Balance	Change
TLS.AX	Telstra Group Limited	(\$3,723.00)	(\$3,504.00)	6.25%
WBC.AX	Westpac Banking Corporation	(\$8,576.00)	(\$7,105.00)	20.7%
WDS.AX	Woodside Energy Group Ltd	(\$2,252.36)		100%
WOW.AX	Woolworths Group Limited	(\$1,204.83)	(\$1,143.98)	5.32%
TOTAL		CY Balance	LY Balance	
		(\$64,458.94)	(\$70,016.84)	

Supporting Documents

- Investment Income Comparison Report [Report](#)
- ABC_Payment_Advice_2022_10_05.pdf [ABC.AX](#)
- AGL_Payment_Advice_2022_09_27.pdf [AGK.AX](#)
- ANZ_Payment_Advice_2022_07_01.pdf [ANZ.AX](#)
- ASX_Dividend_Advice_2023_03_29.pdf [ASX.AX](#)
- BHP_Payment_Advice_2023_03_30.pdf [BHP.AX](#)
- BXB_Brambles_Limited_Advice_2022_Final_Dividend_2022_09_13.pdf [BXP.AX](#)
- BXB_Brambles_Limited_Advice_2022_Final_Dividend_2022_09_13.pdf [COL.AX](#)
- COL_Payment_Advice_2022_09_28.pdf [COL.AX](#)
- CSR_Payment_Advice_2022_12_09.pdf [CSR.AX](#)
- ELD_Elders_Limited_Interim_dividend_statement_for_the_period_2022_09_21.pdf [ELD.AX](#)
- ELD_Elders_Limited_Interim_dividend_statement_for_the_period_2022_09_21.pdf [ELD.AX](#)
- IAG_Payment_Advice_2022_09_22.pdf [IAG.AX](#)
- IFL_Insignia_Financial_Ltd_IFL_2022_Final_Dividend_Advice_2022_09_29.pdf [IFL.AX](#)
- IVC_Dividend_Advice_2022_10_06.pdf [IVC.AX](#)
- NAB_Payment_Advice_2022_07_05.pdf [NAB.AX](#)
- ORI_Dividend_Advice_2022_12_22.pdf [ORI.AX](#)
- SUN_Dividend_Advice_2022_09_21.pdf [SUN.AX](#)
- TAH_Dividend_Advice_2022_09_23.pdf [TAH.AX](#)
- TLC_Dividend_Advice_2023_03_23.pdf [TLC.AX](#)
- TLS_Dividend_Advice_2023_03_31.pdf [TLS.AX](#)
- WBC_Dividend_Advice_2023_06_27.pdf [WBC.AX](#)
- WDS_Payment_Advice_2023_04_05.pdf [WDS.AX](#)
- WOW_Dividend_Advice_2023_04_13.pdf [WOW.AX](#)
- Dividend Reconciliation Report [Report](#)
- AGL_Payment_Advice_2023_03_24.pdf [AGK.AX](#)
- ANZ_Payment_Advice_2022_12_15.pdf [ANZ.AX](#)
- ASX_Dividend_Advice_2022_09_28.pdf [ASX.AX](#)
- BHP_Payment_Advice_2022_09_22.pdf [BHP.AX](#)
- BXB_Brambles_Limited_Advice_2023_Interim_Dividend_2023_03_29.pdf [BXP.AX](#)
- COL_Payment_Advice_2023_03_30.pdf [COL.AX](#)
- CSR_Payment_Advice_2022_07_01.pdf [CSR.AX](#)
- ELD_Elders_Limited_Final_dividend_statement_for_the_period_2022_09_21.pdf [ELD.AX](#)
- IAG_Payment_Advice_2023_03_23.pdf [IAG.AX](#)
- IFL_Insignia_Financial_Ltd_IFL_2023_Interim_Dividend_Advice_2023_03_29.pdf [IFL.AX](#)
- IVC_Dividend_Advice_2023_04_06.pdf [IVC.AX](#)
- NAB_Payment_Advice_2022_12_14.pdf [NAB.AX](#)
- ORI_Dividend_Advice_2022_07_08.pdf [ORI.AX](#)
- SUN_Dividend_Advice_2023_03_31.pdf [SUN.AX](#)
- TAH_Dividend_Advice_2023_03_21.pdf [TAH.AX](#)
- TLS_Dividend_Advice_2022_09_21.pdf [TLS.AX](#)
- WBC_Dividend_Advice_2022_12_20.pdf [WBC.AX](#)
- WDS_Payment_Advice_2022_10_06.pdf [WDS.AX](#)
- WOW_Dividend_Advice_2022_09_27.pdf [WOW.AX](#)

Standard Checklist

- Attach copies of all dividend statements

- Attach copy of Dividend Reconciliation Report
- Attach copy of Investment Income Comparison Report

Ameroo Super Dividend Reconciliation Report

For The Period 01 July 2022 - 30 June 2023

Date	Net Payment Received	Australian Income			Foreign Income			Withheld		
		Unfranked	Franked	Franking Credits	Foreign Income	Foreign Credits	NZ Credits	TFN Withheld	Non-Resident	LIC Deduction
Shares in Listed Companies (Australian)										
ABC.AX Adbri Limited										
05/10/2022	535.00	0.00	535.00	229.29						
	535.00	0.00	535.00	229.29						
AGL.AX AGL Energy Limited										
27/09/2022	214.00	214.00	0.00	0.00						
24/03/2023	171.20	171.20	0.00	0.00						
	385.20	385.20	0.00	0.00						
ANZ.AX ANZ Group Holdings Limited										
01/07/2022	1,800.00	0.00	1,800.00	771.43						
15/12/2022	1,973.58	0.00	1,973.58	845.82						
	3,773.58	0.00	3,773.58	1,617.25						
ASX.AX Australian Stock Exchange Limited										
28/09/2022	1,572.00	0.00	1,572.00	673.71						
29/03/2023	1,522.22	0.00	1,522.22	652.38						
	3,094.22	0.00	3,094.22	1,326.09						
BHP.AX BHP Group Limited										

Ameroo Super Dividend Reconciliation Report

For The Period 01 July 2022 - 30 June 2023

Date	Net Payment Received	Australian Income			Foreign Income			Withheld		
		Unfranked	Franked	Franking Credits	Foreign Income	Foreign Credits	NZ Credits	TFN Withheld	Non-Resident	LIC Deduction
23/09/2022	4,822.98	0.00	4,822.98	2,066.99						
30/03/2023	2,577.27	0.00	2,577.27	1,104.54						
	7,400.25	0.00	7,400.25	3,171.53						
BXB.AX Brambles Limited										
13/10/2022	293.25	190.61	102.64	43.99						
13/04/2023	300.39	195.25	105.14	45.06						
	593.64	385.86	207.78	89.05						
COL.AX Coles Group Limited.										
28/09/2022	900.00	0.00	900.00	385.71						
30/03/2023	1,080.00	0.00	1,080.00	462.86						
	1,980.00	0.00	1,980.00	848.57						
CSR.AX CSR Limited										
01/07/2022	4,086.00	0.00	4,086.00	1,751.14						
09/12/2022	3,745.50	0.00	3,745.50	1,605.21						
	7,831.50	0.00	7,831.50	3,356.35						
ELD.AX Elders Limited										
16/12/2022	643.72	450.60	193.12	82.77						

Ameroo Super Dividend Reconciliation Report

For The Period 01 July 2022 - 30 June 2023

Date	Net Payment Received	Australian Income			Foreign Income			Withheld		
		Unfranked	Franked	Franking Credits	Foreign Income	Foreign Credits	NZ Credits	TFN Withheld	Non-Resident	LIC Deduction
22/06/2023	528.77	370.14	158.63	67.98						
	1,172.49	820.74	351.75	150.75						
HLS.AX Healius Limited										
21/09/2022	360.00	0.00	360.00	154.29						
	360.00	0.00	360.00	154.29						
IAG.AX Insurance Australia Group Limited										
21/09/2022	290.00	87.00	203.00	87.00						
23/03/2023	348.00	243.60	104.40	44.74						
	638.00	330.60	307.40	131.74						
IFL.AX Insignia Financial Ltd										
29/09/2022	3,540.00	0.00	3,540.00	1,517.14						
03/04/2023	3,150.00	1,575.00	1,575.00	675.00						
	6,690.00	1,575.00	5,115.00	2,192.14						
IVC.AX Invocare Limited										
06/10/2022	527.85	0.00	527.85	226.22						
06/04/2023	430.10	0.00	430.10	184.33						
	957.95	0.00	957.95	410.55						

Ameroo Super**Dividend Reconciliation Report**

For The Period 01 July 2022 - 30 June 2023

Date	Net Payment Received	Australian Income			Foreign Income			Withheld		
		Unfranked	Franked	Franking Credits	Foreign Income	Foreign Credits	NZ Credits	TFN Withheld	Non-Resident	LIC Deduction
NAB.AX National Australia Bank Limited										
05/07/2022	4,090.92	0.00	4,090.92	1,753.25						
14/12/2022	4,371.12	0.00	4,371.12	1,873.34						
	8,462.04	0.00	8,462.04	3,626.59						
ORI.AX Orica Limited										
08/07/2022	182.00	182.00	0.00	0.00						
22/12/2022	308.00	308.00	0.00	0.00						
	490.00	490.00	0.00	0.00						
SUN.AX Suncorp-Metway Limited										
21/09/2022	676.94	0.00	676.94	290.12						
31/03/2023	1,314.06	0.00	1,314.06	563.17						
	1,991.00	0.00	1,991.00	853.29						
TAH.AX Tabcorp Holdings Limited										
23/09/2022	1,056.57	0.00	1,056.57	452.82						
21/03/2023	211.31	0.00	211.31	90.56						
	1,267.88	0.00	1,267.88	543.38						
TLC.AX The Lottery Corporation Limited										

Ameroo Super**Dividend Reconciliation Report**

For The Period 01 July 2022 - 30 June 2023

Date	Net Payment Received	Australian Income			Foreign Income			Withheld		
		Unfranked	Franked	Franking Credits	Foreign Income	Foreign Credits	NZ Credits	TFN Withheld	Non-Resident	LIC Deduction
23/03/2023	1,080.00	0.00	1,080.00	462.86						
	1,080.00	0.00	1,080.00	462.86						
TLS.AX Telstra Group Limited										
21/09/2022	1,861.50	0.00	1,861.50	797.79						
31/03/2023	1,861.50	0.00	1,861.50	797.79						
	3,723.00	0.00	3,723.00	1,595.58						
WBC.AX Westpac Banking Corporation										
20/12/2022	4,096.00	0.00	4,096.00	1,755.43						
27/06/2023	4,480.00	0.00	4,480.00	1,920.00						
	8,576.00	0.00	8,576.00	3,675.43						
WDS.AX Woodside Energy Group Ltd										
06/10/2022	959.72	0.00	959.72	411.31						
05/04/2023	1,292.64	0.00	1,292.64	553.99						
	2,252.36	0.00	2,252.36	965.30						
WOW.AX Woolworths Group Limited										
27/09/2022	645.01	0.00	645.01	276.43						
13/04/2023	559.82	0.00	559.82	239.92						

Ameroo Super

Dividend Reconciliation Report

For The Period 01 July 2022 - 30 June 2023

Date	Net Payment Received	Australian Income			Foreign Income			Withheld		
		Unfranked	Franked	Franking Credits	Foreign Income	Foreign Credits	NZ Credits	TFN Withheld	Non-Resident	LIC Deduction
	1,204.83	0.00	1,204.83	516.35						
	64,458.94	3,987.40	60,471.54	25,916.38						
TOTAL	64,458.94	3,987.40	60,471.54	25,916.38						

Tax Return Reconciliation

	Totals	Tax Return Label
Unfranked	3,987.40	J
Franked Dividends	60,471.54	K
Franking Credits	25,916.38	L

Ameroo Super Investment Income Comparison Report

As at 30 June 2023

Investment	Ledger Data			ASX & UUT Data							
	Transaction Date	Income Amount	Franking Credit	Date Payable	Ex Div/Dist Date	Units On Hand	45 Day Qualified	Amount per share/unit	Estimated Income	Estimated Franking*	
Reconciled											
Shares in Listed Companies (Australian)											
ABC.AX	Adbri Limited	05/10/2022	535.00	229.29	05/10/2022	21/09/2022	10,700.00	10,700.00	0.0500	535.00	229.29
AGL.AX	Agl Energy Limited	27/09/2022	214.00	0.00	27/09/2022	01/09/2022	2,140.00	2,140.00	0.1000	214.00	0.00
AGL.AX	Agl Energy Limited	24/03/2023	171.20	0.00	24/03/2023	22/02/2023	2,140.00	2,140.00	0.0800	171.20	0.00
ANZ.AX	ANZ Group Holdings Limited	01/07/2022	1,800.00	771.43	01/07/2022	09/05/2022	2,500.00	2,500.00	0.7200	1,800.00	771.43
ANZ.AX	ANZ Group Holdings Limited	15/12/2022	1,973.58	845.82	15/12/2022	07/11/2022	2,667.00	2,667.00	0.7400	1,973.58	845.82
ASX.AX	ASX Limited	28/09/2022	1,572.00	673.71	28/09/2022	08/09/2022	1,310.00	1,310.00	1.2000	1,572.00	673.71
ASX.AX	ASX Limited	29/03/2023	1,522.22	652.38	29/03/2023	09/03/2023	1,310.00	1,310.00	1.1620	1,522.22	652.38
BHP.AX	BHP Group Limited	23/09/2022	4,822.98	2,066.99	22/09/2022	01/09/2022	1,890.00	1,890.00	2.5518	4,822.98	2,066.99
BHP.AX	BHP Group Limited	30/03/2023	2,577.27	1,104.54	30/03/2023	09/03/2023	1,890.00	1,890.00	1.3636	2,577.27	1,104.54
BXB.AX	Brambles Limited	13/10/2022	293.25	43.99	13/10/2022	07/09/2022	1,700.00	1,700.00	0.1725	293.25	43.99
BXB.AX	Brambles Limited	13/04/2023	300.39	45.06	13/04/2023	08/03/2023	1,700.00	1,700.00	0.1767	300.39	45.06
COL.AX	Coles Group Limited.	28/09/2022	900.00	385.71	28/09/2022	02/09/2022	3,000.00	3,000.00	0.3000	900.00	385.71
COL.AX	Coles Group Limited.	30/03/2023	1,080.00	462.86	30/03/2023	02/03/2023	3,000.00	3,000.00	0.3600	1,080.00	462.86
CSR.AX	CSR Limited	01/07/2022	4,086.00	1,751.14	01/07/2022	27/05/2022	22,700.00	22,700.00	0.1800	4,086.00	1,751.14
CSR.AX	CSR Limited	09/12/2022	3,745.50	1,605.21	09/12/2022	09/11/2022	22,700.00	22,700.00	0.1650	3,745.50	1,605.21
ELD.AX	Elders Limited	16/12/2022	643.72	82.77	16/12/2022	21/11/2022	2,299.00	2,299.00	0.2800	643.72	82.76
ELD.AX	Elders Limited	22/06/2023	528.77	67.98	22/06/2023	23/05/2023	2,299.00	2,299.00	0.2300	528.77	67.98
HLS.AX	Healius Limited	21/09/2022	360.00	154.29	21/09/2022	07/09/2022	6,000.00	6,000.00	0.0600	360.00	154.29
IAG.AX	Insurance Australia Group Limited	21/09/2022	290.00	87.00	22/09/2022	18/08/2022	5,800.00	5,800.00	0.0500	290.00	87.00
IAG.AX	Insurance Australia Group Limited	23/03/2023	348.00	44.74	23/03/2023	16/02/2023	5,800.00	5,800.00	0.0600	348.00	44.74

Ameroo Super Investment Income Comparison Report

As at 30 June 2023

Investment	Ledger Data				ASX & UUT Data						
	Transaction Date	Income Amount	Franking Credit	Date Payable	Ex Div/Dist Date	Units On Hand	45 Day Qualified	Amount per share/unit	Estimated Income	Estimated Franking*	
IFL.AX	Insignia Financial Ltd	29/09/2022	3,540.00	1,517.14	29/09/2022	07/09/2022	30,000.00	30,000.00	0.1180	3,540.00	1,517.14
IFL.AX	Insignia Financial Ltd	03/04/2023	3,150.00	675.00	03/04/2023	10/03/2023	30,000.00	30,000.00	0.1050	3,150.00	675.00
IVC.AX	Invocare Limited	06/10/2022	527.85	226.22	06/10/2022	01/09/2022	3,910.00	3,910.00	0.1350	527.85	226.22
IVC.AX	Invocare Limited	06/04/2023	430.10	184.33	06/04/2023	02/03/2023	3,910.00	3,910.00	0.1100	430.10	184.33
NAB.AX	National Australia Bank Limited	05/07/2022	4,090.92	1,753.25	05/07/2022	11/05/2022	5,604.00	5,604.00	0.7300	4,090.92	1,753.25
NAB.AX	National Australia Bank Limited	14/12/2022	4,371.12	1,873.34	14/12/2022	15/11/2022	5,604.00	5,604.00	0.7800	4,371.12	1,873.34
ORI.AX	Orica Limited	08/07/2022	182.00	0.00	08/07/2022	31/05/2022	1,400.00	1,400.00	0.1300	182.00	0.00
ORI.AX	Orica Limited	22/12/2022	308.00	0.00	22/12/2022	18/11/2022	1,400.00	1,400.00	0.2200	308.00	0.00
SUN.AX	Suncorp Group Limited	21/09/2022	676.94	290.12	21/09/2022	12/08/2022	3,982.00	3,982.00	0.1700	676.94	290.12
SUN.AX	Suncorp Group Limited	31/03/2023	1,314.06	563.17	31/03/2023	14/02/2023	3,982.00	3,982.00	0.3300	1,314.06	563.17
TAH.AX	Tabcorp Holdings Limited	23/09/2022	1,056.57	452.82	23/09/2022	31/08/2022	16,255.00	16,255.00	0.0650	1,056.58	452.82
TAH.AX	Tabcorp Holdings Limited	21/03/2023	211.31	90.56	21/03/2023	24/02/2023	16,255.00	16,255.00	0.0130	211.32	90.56
TLC.AX	The Lottery Corporation Limited	23/03/2023	1,080.00	462.86	23/03/2023	01/03/2023	12,000.00	12,000.00	0.0900	1,080.00	462.86
TLS.AX	Telstra Group Limited	21/09/2022	1,861.50	797.79	21/09/2022	24/08/2022	21,900.00	21,900.00	0.0850	1,861.50	797.78
TLS.AX	Telstra Group Limited	31/03/2023	1,861.50	797.79	31/03/2023	01/03/2023	21,900.00	21,900.00	0.0850	1,861.50	797.78
WBC.AX	Westpac Banking Corporation	20/12/2022	4,096.00	1,755.43	20/12/2022	17/11/2022	6,400.00	6,400.00	0.6400	4,096.00	1,755.43
WBC.AX	Westpac Banking Corporation	27/06/2023	4,480.00	1,920.00	27/06/2023	11/05/2023	6,400.00	6,400.00	0.7000	4,480.00	1,920.00
WDS.AX	Woodside Energy Group Ltd	06/10/2022	959.72	411.31	06/10/2022	08/09/2022	600.00	600.00	1.5995	959.72	411.31
WDS.AX	Woodside Energy Group Ltd	05/04/2023	1,292.64	553.99	05/04/2023	08/03/2023	600.00	600.00	2.1544	1,292.64	553.99
WOW.AX	Woolworths Group Limited	27/09/2022	645.01	276.43	27/09/2022	31/08/2022	1,217.00	1,217.00	0.5300	645.01	276.43
WOW.AX	Woolworths Group Limited	13/04/2023	559.82	239.92	13/04/2023	02/03/2023	1,217.00	1,217.00	0.4600	559.82	239.92
			64,458.94	25,916.38					19.2516	64,458.95	25,916.35

Ameroo Super Investment Income Comparison Report


As at 30 June 2023


Investment	Ledger Data			ASX & UUT Data						
	Transaction Date	Income Amount	Franking Credit	Date Payable	Ex Div/Dist Date	Units On Hand	45 Day Qualified	Amount per share/unit	Estimated Income	Estimated Franking*
Stapled Securities										
CLW.AX	Charter Hall Long Wale Reit	11/11/2022	350.00	11/11/2022	29/09/2022	5,000.00	5,000.00	0.0700	350.00	0.00
CLW.AX	Charter Hall Long Wale Reit	14/02/2023	350.00	14/02/2023	29/12/2022	5,000.00	5,000.00	0.0700	350.00	0.00
CLW.AX	Charter Hall Long Wale Reit	15/05/2023	350.00	15/05/2023	30/03/2023	5,000.00	5,000.00	0.0700	350.00	0.00
CLW.AX	Charter Hall Long Wale Reit	30/06/2023	350.00	0.00						
CLW.AX	Charter Hall Long Wale Reit			14/08/2023	29/06/2023	5,000.00	5,000.00	0.0700	350.00	0.00
			1,400.00	0.00				0.2800	1,400.00	0.00
			65,858.94	25,916.38				19.5316	65,858.95	25,916.35

*Franking credit is estimated using 45 day qualified units. The estimation might not be accurate for preference shares and hedging arrangements.



Update your information:

 **Online:**
www.investorcentre.com/au

 **By Mail:**
Computershare Investor Services Pty Limited
GPO Box 2975 Melbourne
VIC 3001 Australia

Enquiries:
(within Australia) 1800 339 522
(international) +61 3 9415 4031

Holder Identification Number (HIN)

HIN WITHHELD

ASX Code	ABC
TFN/ABN Status	Quoted
Record Date	22 September 2022
Payment Date	5 October 2022
Direct Credit Reference No.	813210

002946 000 ABC



AMEROO SUPER PTY LTD
<AMEROO SUPER A/C>
21 ENGLEWOOD AVENUE
DUBBO NSW 2830

2022 Interim Dividend

Dear Securityholder,

This payment represents an interim dividend of 5 cents per share for the half year ended 30 June 2022. This dividend is paid on the shares registered in your name and entitled to participate as at the record date of 22 September 2022. This payment is 100% franked at the corporate tax rate of 30%.

Please register at www.investorcentre.com/au in order to update your TFN, bank account and other details online.

Class Description	Amount per Security	Number of Securities	Franked Amount	Unfranked Amount	Gross Payment
Ordinary Shares	5 cents	10,700	\$535.00	\$0.00	\$535.00
Net Payment					\$535.00
Franking Credit					\$229.29

Note: You should retain this statement to assist you in preparing your tax return.

Your Payment Instruction

MACQUARIE BANK LTD
BSB: 182-512 Account number: XXXXXXXX41

Amount Deposited
AUD\$535.00

If payment cannot be made to the above instruction, a cheque will be forwarded to your registered address.



AGL Energy Limited
ABN 74 115 061 375

All Registry communications to:
Computershare Investor Services Pty Limited
GPO Box 2975
Melbourne Victoria 3001 Australia
Telephone (free call within Australia): 1800 824 513
(international): +61 3 9415 4253
Email: agleenergy@computershare.com.au
Website: www-au.computershare.com/Investor
ASX Code: **AGL**

018980 000 AGL



AMEROO SUPER PTY LTD
<AMEROO SUPER A/C>
21 ENGLEWOOD AVENUE
DUBBO NSW 2830

Key Details

SRN/HIN:	HIN WITHHELD
Payment Date:	24 March 2023
Record Date:	23 February 2023
TFN/ABN Status:	Quoted

Interim dividend statement for six months ended 31 December 2022

This payment represents an ordinary dividend of 8 cents for the six months ended 31 December 2022. For income tax purposes, 100% of the dividend is declared to be nil Conduit Foreign Income.

Class Description	Amount per Security	Number of Securities	Franked Amount	Unfranked Amount	Gross Payment
Ordinary Shares	\$0.08	2,140	\$0.00	\$171.20	\$171.20
Net Payment					\$171.20
Franking Credit					\$0.00

Note 1: You should retain this statement to assist you in preparing your tax return.

Note 2: If you require your payment to be re-issued, you may be charged an administrative fee which will be deducted from your payment.

Your Payment Instruction

MACQUARIE BANK LTD
BSB: 182-512 Account number: XXXXXXXX41

Amount Deposited
AUD\$171.20

If payment cannot be made in accordance with the above instruction, your dividend entitlement will be withheld pending receipt of your valid banking details.



AGL Energy Limited
ABN 74 115 061 375

All Registry communications to:
Computershare Investor Services Pty Limited
GPO Box 2975
Melbourne Victoria 3001 Australia
Telephone (free call within Australia): 1800 824 513
(international): +61 3 9415 4253
Email: aglenenergy@computershare.com.au
Website: www-au.computershare.com/Investor
ASX Code: **AGL**

025614 000 AGL



AMEROO SUPER PTY LTD
<AMEROO SUPER A/C>
21 ENGLEWOOD AVENUE
DUBBO NSW 2830

Key Details

SRN/HIN: HIN WITHHELD
Payment Date: 27 September 2022
Record Date: 2 September 2022
TFN/ABN Status: Quoted

Final dividend statement for the year ended 30 June 2022

This payment represents an ordinary dividend of 10 cents for the year ended 30 June 2022. For income tax purposes, 100% of the dividend is declared to be nil Conduit Foreign Income.

Class Description	Amount per Security	Number of Securities	Franked Amount	Unfranked Amount	Gross Payment
Ordinary Shares	\$0.10	2,140	\$0.00	\$214.00	\$214.00
			Net Payment		\$214.00
			Franking Credit		\$0.00

Note 1: You should retain this statement to assist you in preparing your tax return.

Note 2: If you require your payment to be re-issued, you may be charged an administrative fee which will be deducted from your payment.

Your Payment Instruction

MACQUARIE BANK LTD
BSB: 182-512 Account number: XXXXXXXX41

Amount Deposited
AUD\$214.00

If payment cannot be made in accordance with the above instruction, your dividend entitlement will be withheld pending receipt of your valid banking details.





055008 000 ANZ




AMEROO SUPER PTY LTD
<AMEROO SUPER A/C>
21 ENGLEWOOD AVENUE
DUBBO NSW 2830

NEED ASSISTANCE?

 anz.com/shareholder/centre
anzshareregistry@computershare.com.au

 Computershare Investor Services Pty Limited
GPO Box 2975 Melbourne
Victoria 3001 Australia

 1800 113 399 (within Australia)
0800 174 007 (within New Zealand)
+61 3 9415 4010 (outside Australia)

Holder Identification Number (HIN)

HIN WITHHELD

Share Class	Ordinary
Record Date	8 November 2022
Payment Date	15 December 2022
TFN/ABN	Quoted

Payment in Australian dollars

DIVIDEND ADVICE

The details of your **Final Dividend** of A\$0.74 per share for the year ended 30 September 2022 are set out below.

NUMBER OF SHARES	FRANKED AMOUNT	UNFRANKED AMOUNT	NET AMOUNT	FRANKING CREDIT
2,667	A\$1,973.58	A\$0.00	A\$1,973.58	A\$845.82

The dividend is 100% franked at the Australian company tax rate of 30%.

A NZ Imputation Credit of **NZ\$240.03** has been attached to the above dividend. For NZ taxpayers, your NZ gross income will include the aggregate of the Net Amount and the NZ Imputation Credit which should be included in your income tax return.

Shareholders should obtain their own professional advice on the tax implications of the dividend and retain this document to assist in tax return preparation.

PAYMENT INSTRUCTIONS

MACQUARIE BANK LTD

BSB:	XXX-XXX
Account number:	XXXXXXXX41
Payment reference:	689407

PAYMENT AMOUNT: A\$1,973.58

If payment cannot be made to the above account, you will be notified and your entitlement will be held pending receipt of updated direct credit instructions.



To update your shareholder information in a fast, secure and environmentally friendly way visit anz.com/easyupdate.






049619 000 ANZ




AMEROO SUPER PTY LTD
<AMEROO SUPER A/C>
21 ENGLEWOOD AVENUE
DUBBO NSW 2830

NEED ASSISTANCE?

 anz.com/shareholder/centre
anzshareregistry@computershare.com.au

 Computershare Investor Services Pty Limited
GPO Box 2975 Melbourne
Victoria 3001 Australia

 1800 113 399 (within Australia)
0800 174 007 (within New Zealand)
+61 3 9415 4010 (outside Australia)

Holder Identification Number (HIN)

HIN WITHHELD

Share Class	Ordinary
Record Date	10 May 2022
Payment Date	1 July 2022
TFN/ABN	Quoted

Payment in Australian dollars

DIVIDEND ADVICE

The details of your **Interim Dividend** of A\$0.72 per share for the half year ended 31 March 2022 are set out below.

NUMBER OF SHARES	FRANKED AMOUNT	UNFRANKED AMOUNT	NET AMOUNT	FRANKING CREDIT
2,500	A\$1,800.00	A\$0.00	A\$1,800.00	A\$771.43

The dividend is 100% franked at the Australian company tax rate of 30%.

A NZ Imputation Credit of **NZ\$225.00** has been attached to the above dividend. For NZ taxpayers, your NZ gross income will include the aggregate of the Net Amount and the NZ Imputation Credit which should be included in your income tax return.

Shareholders should obtain their own professional advice on the tax implications of the dividend and retain this document to assist in tax return preparation.

PAYMENT INSTRUCTIONS



MACQUARIE BANK LTD

BSB:	XXX-XXX
Account number:	XXXXXXXX41
Payment reference:	691347

PAYMENT AMOUNT: A\$1,800.00

If payment cannot be made to the above account, you will be notified and your entitlement will be held pending receipt of updated direct credit instructions.



UPCOMING EVENTS

27 October 2022
Full Year Results announced



ASX Limited ABN 98 008 624 691

All Registry communications to:
 C/- Link Market Services Limited
 Locked Bag A14
 Sydney South NSW 1235 Australia
 Telephone: +61 1300 724 911
 Email: asx@linkmarketservices.com.au
 Website: www.linkmarketservices.com.au



020 010387

AMEROO SUPER PTY LTD
 <AMEROO SUPER A/C>
 21 ENGLEWOOD AVENUE
 DUBBO NSW 2830

Payment date: 28 September 2022

Record date: 09 September 2022

Reference no.: X*****9814

TFN/ABN RECEIVED AND RECORDED

ASX FINAL DIVIDEND

Dear ASX Shareholder,

The details below relate to the final dividend for the half-year ended 30 June 2022. The dividend is 100% franked at the company tax rate of 30%.

The total dividend amount together with the franking credits should be disclosed as assessable income in your tax return for the 2023 financial year.

Dividend Details Description

	Dividend Rate per Share	Participating Holding	Unfranked Amount	Franked Amount	Franking Credit
Fully Paid Ordinary Shares	120 cents	1,310	\$0.00	\$1,572.00	\$673.71
Total Dividend Amount:				\$1,572.00	

This statement represents the amount credited to your nominated bank account shown below. Full details of the dividend paid on your shares are indicated above.

Please retain this statement for taxation purposes as a charge may be levied for replacement.

You may update your details by visiting the Link Market Services Limited website at www.linkmarketservices.com.au. Please see overleaf for online login instructions.

Banking Instructions:

MACQUARIE BANK
 1 SHELLEY STREET
 SYDNEY NSW 2000

Amount Deposited:
 \$1,572.00

Account Name: AMEROO SUPER PTY LTD <AMEROO SUP
 BSB: 182-512 Account No.: *****6641
 DIRECT CREDIT REFERENCE NO.: 001284447047



ASX Limited ABN 98 008 624 691

All Registry communications to:
C/- Link Market Services Limited
Locked Bag A14
Sydney South NSW 1235 Australia
Telephone: +61 1300 724 911
Email: asx@linkmarketservices.com.au
Website: www.linkmarketservices.com.au



020 011010

AMEROO SUPER PTY LTD
<AMEROO SUPER A/C>
21 ENGLEWOOD AVENUE
DUBBO NSW 2830

Payment date: 29 March 2023

Record date: 10 March 2023

Reference no.: X*****9814

TFN/ABN RECEIVED AND RECORDED

ASX INTERIM DIVIDEND

Dear ASX Shareholder,

The details below relate to the interim dividend for the half-year ended 31 December 2022. The dividend is 100% franked at the company tax rate of 30%.

The total dividend amount together with the franking credits should be disclosed as assessable income in your tax return for the 2023 financial year.

Dividend Details Description

	Dividend Rate per Share	Participating Holding	Unfranked Amount	Franked Amount	Franking Credit
Fully Paid Ordinary Shares	116.2 cents	1,310	\$0.00	\$1,522.22	\$652.38
Total Dividend Amount:				\$1,522.22	

This statement represents the amount credited to your nominated bank account shown below. Full details of the dividend paid on your shares are indicated above.

Please retain this statement for taxation purposes as a charge may be levied for replacement.

You may update your details by visiting the Link Market Services Limited website at www.linkmarketservices.com.au. Please see overleaf for online login instructions.

Banking Instructions:

MACQUARIE BANK
1 SHELLEY STREET
SYDNEY NSW 2000

Amount Deposited:
\$1,522.22

Account Name: AMEROO SUPER PTY LTD <AMEROO SUP
BSB: 182-512 Account No.: *****6641
DIRECT CREDIT REFERENCE NO.: 001294708379



BHP Group Limited
ABN 49 004 028 077

076971 000 BHP



AMEROO SUPER PTY LTD
<AMEROO SUPER A/C>
21 ENGLEWOOD AVENUE
DUBBO NSW 2830

Update Your Details:



www.computershare.com.au/investor



(within Australia) 1300 656 780
(outside Australia) +61 3 9415 4020



Computershare Investor Services Pty Limited
GPO Box 2975 Melbourne
Victoria 3001 Australia

Your Shareholding

SHARE CLASS	HOLDER NUMBER
Ordinary Shares	HIN WITHHELD
TFN/ABN STATUS	DIRECT CREDIT REF NO
Quoted	457903
RECORD DATE	PAYMENT DATE
2 September 2022	22 September 2022

You must keep this document for your tax records.

BHP Group Limited Shares

FY2022 Final Dividend Payment - Dividend Statement & Direct Credit Advice

The statement below represents your final dividend for the full year ended 30 June 2022. This dividend is paid at the rate of US\$1.75 (equivalent to A\$2.55183878) per share on your holding of fully paid ordinary shares, registered in your name and entitled to participate as at the Record Date. This dividend has been franked in Australia at a rate of 100% and the company tax rate used to determine the franking credit is 30%. All amounts are in Australian dollars, except where indicated.

Amount per Security	Number of Securities	Franked Amount	Unfranked Amount	Gross Payment
A\$2.55183878	1,890	A\$4,822.98	A\$0.00	A\$4,822.98
Net Payment				A\$4,822.98
Australian Franking Credit				A\$2,066.99

Your Payment Instruction

MACQUARIE BANK LTD
BSB: 182-512
Account Number: XXXXXX41

Amount Deposited

A\$4,822.98

If payment cannot be made to the above instruction, you will be issued with a cheque in the same currency as the Amount Deposited.



BHP Group Limited
ABN 49 004 028 077

077058 000 BHP



AMEROO SUPER PTY LTD
<AMEROO SUPER A/C>
21 ENGLEWOOD AVENUE
DUBBO NSW 2830

Update Your Details:



www.computershare.com.au/investor



(within Australia) 1300 656 780
(outside Australia) +61 3 9415 4020



Computershare Investor Services Pty Limited
GPO Box 2975 Melbourne
Victoria 3001 Australia

Your Shareholding

SHARE CLASS	HOLDER NUMBER
Ordinary Shares	HIN WITHHELD
TFN/ABN STATUS	DIRECT CREDIT REF NO
Quoted	448254
RECORD DATE	PAYMENT DATE
10 March 2023	30 March 2023

You must keep this document for your tax records.

BHP Group Limited Shares

FY2023 Interim Dividend Payment - Dividend Statement & Direct Credit Advice

The statement below represents your interim dividend for the half year ended 31 December 2022. This dividend is paid at the rate of 90 US cents (equivalent to A\$1.36363636) per share on your holding of fully paid ordinary shares, registered in your name and entitled to participate as at the Record Date. This dividend has been franked in Australia at a rate of 100% and the company tax rate used to determine the franking credit is 30%. All amounts are in Australian dollars, except where indicated.

Amount per Security	Number of Securities	Franked Amount	Unfranked Amount	Gross Payment
A\$1.36363636	1,890	A\$2,577.27	A\$0.00	A\$2,577.27
Net Payment				A\$2,577.27
Australian Franking Credit				A\$1,104.54

Your Payment Instruction

MACQUARIE BANK LTD
BSB: 182-512
Account Number: XXXXXX41

Amount Deposited

A\$2,577.27

If payment cannot be made to the above instruction, you will be issued with a cheque in the same currency as the Amount Deposited.

AMEROO SUPER PTY LTD
<AMEROO SUPER A/C>
21 ENGLEWOOD AVENUE
DUBBO NSW 2830

Reference Number: X*****9814
TFN/ABN Status: Quoted
Record Date: 09/03/2023
Payment Date: 13/04/2023

2023 Interim Dividend

Dear Shareholder,

The details below relate to the interim dividend for the half year ended 31 December 2022 payable on shares that are entitled to participate in the dividend at the record date.

This dividend is 35% franked at the corporate tax rate of 30%. Please note that the unfranked portion of the dividend is conduit foreign income and is therefore free from Australian dividend withholding tax where paid to non-Australian residents.

Security Class: Fully Paid Ordinary Shares

ASX Code: BXB

No. of Shares held at Record Date	Dividend amount per Share (AUD) ¹	Franked Amount (AUD)	Unfranked Amount (AUD)	Gross Dividend Payment (AUD)	Less Withholding Tax ² (AUD)	Net Dividend Payment (AUD)	Franking Credit (AUD)
1,700	17.67 cents	\$105.14	\$195.25	\$300.39	Nil	\$300.39	\$45.06

- The Board of Brambles Limited declared a final dividend of USD 0.1225 per ordinary share. This dividend has been converted to AUD at the FX rate of AUD 1.00 = USD 0.6933.
- Withholding Tax applies to you if you are a resident of Australia and your TFN, ABN or Exemption Code has not been recorded with Boardroom. Withholding Tax is deducted at 47% of the gross unfranked portion of the dividend.

To update your TFN, bank account and other details please visit www.investorserve.com.au. Alternatively, please contact Boardroom Pty Limited on 1300 883 073 (or +61 2 9290 9600 if outside Australia) or email brambles@boardroomlimited.com.au.

Direct Credit Payment Confirmation

Your net dividend payment has been paid in accordance with your instructions as shown below:

Bank Domicile: AUS
Bank Code: 182-512
Account Number: *****641
Exchange Rate: N/A
Receipt Currency: AUD

Amount Deposited
\$300.39

Please check the above details are correct and that payment has been credited to your account.

Please retain this statement for taxation purposes

AMEROO SUPER PTY LTD
<AMEROO SUPER A/C>
21 ENGLEWOOD AVENUE
DUBBO NSW 2830

Reference Number: X*****9814
TFN/ABN Status: Quoted
Record Date: 08/09/2022
Payment Date: 13/10/2022

2022 Final Dividend

Dear Shareholder,

The details below relate to the final dividend for the year ended 30 June 2022 payable on shares that are entitled to participate in the dividend at the record date.

This dividend is 35% franked at the corporate tax rate of 30%. Please note that the unfranked portion of the dividend is conduit foreign income and is therefore free from Australian dividend withholding tax where paid to non-Australian residents.

Security Class: Fully Paid Ordinary Shares

ASX Code: BXB

No. of Shares held at Record Date	Dividend amount per Share (AUD) ¹	Franked Amount (AUD)	Unfranked Amount (AUD)	Gross Dividend Payment (AUD)	Less Withholding Tax ² (AUD)	Net Dividend Payment (AUD)	Franking Credit (AUD)
1,700	17.25 cents	\$102.64	\$190.61	\$293.25	Nil	\$293.25	\$43.99

- The Board of Brambles Limited declared a final dividend of USD 0.1200 per ordinary share. This dividend has been converted to AUD at the FX rate of AUD 1.00 = USD 0.6955.
- Withholding Tax applies to you if you are a resident of Australia and your TFN, ABN or Exemption Code has not been recorded with Boardroom. Withholding Tax is deducted at 47% of the gross unfranked portion of the dividend.

To update your TFN, bank account and other details please visit www.investorserve.com.au. Alternatively, please contact Boardroom Pty Limited on 1300 883 073 (or +61 2 9290 9600 if outside Australia) or email brambles@boardroomlimited.com.au.

Direct Credit Payment Confirmation

Your net dividend payment has been paid in accordance with your instructions as shown below:

Bank Domicile: AUS
Bank Code: 182-512
Account Number: *****641
Exchange Rate: N/A
Receipt Currency: AUD

Amount Deposited
\$293.25

Please check the above details are correct and that payment has been credited to your account.

Please retain this statement for taxation purposes



047085 000 COL



AMEROO SUPER PTY LTD
<AMEROO SUPER A/C>
21 ENGLEWOOD AVENUE
DUBBO NSW 2830

Update your information:



Online:
www.computershare.com.au/easyupdate/COL



By Mail:
Computershare Investor Services Pty Limited
GPO Box 2975 Melbourne
Victoria 3001 Australia

Enquiries:



Phone:
(within Australia) 1300 171 785
(outside Australia) +61 3 9415 4078

Holder Identification Number (HIN) HIN WITHHELD

ASX Code	COL
TFN/ABN Status	Quoted
Record Date	3 March 2023
Payment Date	30 March 2023
Direct Credit Ref. No.	1129032

Dividend Statement — Interim Dividend

The statement below represents your interim dividend for the half-year ended 1 January 2023.

The interim dividend of 36 cents per share is payable on ordinary shares registered in your name and entitled to participate as at the Record Date 3 March 2023. For income tax purposes the dividend is fully franked (100 per cent) at the tax rate of 30 per cent.

Class Description	Amount per Security	Number of Securities	Franked Amount	Unfranked Amount	Gross Payment
Ordinary shares	A\$0.36	3,000	A\$1,080.00	A\$0.00	A\$1,080.00
Net Payment					A\$1,080.00
Franking Credit					A\$462.86

Important Notes

- You should retain this statement to assist you in preparing your tax return.
- Non-resident shareholders – the franked amount is not subject to withholding tax. As there is no unfranked amount, there is no withholding tax on this dividend.

Your Payment Instruction

MACQUARIE BANK LTD	
BSB	182-512
Account number	XXXXXXXX41
Amount Deposited	A\$1,080.00



047568 000 COL



AMEROO SUPER PTY LTD
<AMEROO SUPER A/C>
21 ENGLEWOOD AVENUE
DUBBO NSW 2830

Update your information:



Online:
www.computershare.com.au/easyupdate/COL



By Mail:
Computershare Investor Services Pty Limited
GPO Box 2975 Melbourne
Victoria 3001 Australia

Enquiries:



Phone:
(within Australia) 1300 171 785
(outside Australia) +61 3 9415 4078

Holder Identification Number (HIN)

HIN WITHHELD

ASX Code	COL
TFN/ABN Status	Quoted
Record Date	5 September 2022
Payment Date	28 September 2022
Direct Credit Ref. No.	1136249

Dividend Statement — Final Dividend

The statement below represents your final dividend for the year ended 26 June 2022.

The final dividend of 30 cents per share is payable on ordinary shares registered in your name and entitled to participate as at the Record Date 5 September 2022. For income tax purposes the dividend is fully franked (100 per cent) at the tax rate of 30 per cent.

Class Description	Amount per Security	Number of Securities	Franked Amount	Unfranked Amount	Gross Payment
Ordinary shares	A\$0.30	3,000	A\$900.00	A\$0.00	A\$900.00
Net Payment					A\$900.00
Franking Credit					A\$385.71

Important Notes

- You should retain this statement to assist you in preparing your tax return.
- Non-resident shareholders – the franked amount is not subject to withholding tax. As there is no unfranked amount, there is no withholding tax on this dividend.

Your Payment Instruction

MACQUARIE BANK LTD	
BSB	182-512
Account number	XXXXXXXX41
Amount Deposited	A\$900.00



CSR Limited
ABN 90 000 001 276

006146 000 CSR



AMEROO SUPER PTY LTD
<AMEROO SUPER A/C>
21 ENGLEWOOD AVENUE
DUBBO NSW 2830

Update your information:

Online:
www.computershare.com.au/easyupdate/csr

By Mail:
Computershare Investor Services Pty Limited
GPO Box 2975 Melbourne
Victoria 3001 Australia

Enquiries:

(within Australia) 1800 676 061
(international) +61 3 9415 4033

Holder Identification Number (HIN)

HIN WITHHELD

ASX Code	CSR
TFN/ABN Status	Quoted
Record Date	30 May 2022
Payment Date	1 July 2022
Direct Credit Reference No.	834153

Final dividend payment for the year ended 31 March 2022

Dear Shareholder,

Below are details of the final dividend for your shareholding in CSR Limited as at the record date 30 May 2022. This dividend is paid at the rate of 18 cents per share, and is 100% franked at the corporate tax rate of 30%.

Please register at www.computershare.com.au/easyupdate/csr in order to update your TFN, Dividend Reinvestment Plan details, bank account and other details online.

Class Description	Amount per Share	Number of Shares	Franked Amount	Unfranked Amount	Gross Payment
Ordinary Shares	18 cents	22,700	\$4,086.00	\$0.00	\$4,086.00
Net Payment					\$4,086.00
Franking Credit					\$1,751.14

This statement should be retained by you to assist in the preparation of your income tax return.

If you require your payment to be re-issued, you may be charged an administration fee which will be deducted from your payment.

Your Payment Instruction

MACQUARIE BANK LTD
BSB: 182-512 Account number: XXXXXX41

Amount Deposited

AUD\$4,086.00



CSR Limited
ABN 90 000 001 276

006582 000 CSR



AMEROO SUPER PTY LTD
<AMEROO SUPER A/C>
21 ENGLEWOOD AVENUE
DUBBO NSW 2830

Update your information:



Online:

www.computershare.com.au/easyupdate/csr



By Mail:

Computershare Investor Services Pty Limited
GPO Box 2975 Melbourne
Victoria 3001 Australia

Enquiries:

(within Australia) 1800 676 061
(international) +61 3 9415 4033

Holder Identification Number (HIN)

HIN WITHHELD

ASX Code	CSR
TFN/ABN Status	Quoted
Record Date	10 November 2022
Payment Date	9 December 2022
Direct Credit Reference No.	835557

Interim dividend payment for the half year ended 30 September 2022

Dear Shareholder,

Below are details of the interim dividend for your shareholding in CSR Limited as at the record date 10 November 2022. This dividend is paid at the rate of 16.5 cents per share, and is 100% franked at the corporate tax rate of 30%.

Please register at www.computershare.com.au/easyupdate/csr in order to update your TFN, Dividend Reinvestment Plan details, bank account and other details online.

Class Description	Amount per Share	Number of Shares	Franked Amount	Unfranked Amount	Gross Payment
Ordinary Shares	16.5 cents	22,700	\$3,745.50	\$0.00	\$3,745.50
Net Payment					\$3,745.50
Franking Credit					\$1,605.21

This statement should be retained by you to assist in the preparation of your income tax return.

If you require your payment to be re-issued, you may be charged an administration fee which will be deducted from your payment.

Your Payment Instruction

MACQUARIE BANK LTD
BSB: 182-512 Account number: XXXXXX41

Amount Deposited

AUD\$3,745.50



Elders Limited ABN 34 004 336 636

AMEROO SUPER PTY LTD
<AMEROO SUPER A/C>
21 ENGLEWOOD AVENUE
DUBBO NSW 2830

All correspondence and enquiries to:

BoardRoom
Smart Business Solutions

Boardroom Pty Limited
ABN 14 003 209 836
GPO Box 3993
Sydney NSW 2001

Tel: 1800 000 639 (within Australia)
Tel: +61 2 9290 9600 (outside Australia)
Fax: +61 2 9279 0664
www.boardroomlimited.com.au
enquiries@boardroomlimited.com.au

Reference Number: S00096946716
TFN/ABN Status: Quoted
Subregister: CHES
Record Date: 22/11/2022
Payment Date: 16/12/2022

2022 Final Dividend

Dear Shareholder

Elders Limited has paid a final dividend for the year ended 30 September 2022 of 28 cents per ordinary share. This dividend was paid on the number of shares registered in your name and entitled to participate as at the record date 22 November 2022. This payment is 30% franked at the corporate tax rate of 30% and 70% unfranked. No part of the unfranked portion consists of conduit foreign income.

Security Class: Fully Paid Ordinary Shares

ASX Code: ELD

Number of Shares held at Record Date	Dividend Amount per Share	Franked Amount	Unfranked Amount	Gross Dividend Payment	Withholding Tax	Net Dividend Payment	Franking Credit
2,299	28 cents	\$193.12	\$450.60	\$643.72	Nil	\$643.72	\$82.77

S00096946716

To update your TFN, bank account and other details please visit www.investorserve.com.au (for Shareholders) or www.employeeserve.com.au/elders (for Employees). Alternatively, please contact Boardroom Pty Limited on 1800 000 639 (or +61 2 9290 9600 if outside Australia) or email enquiries@boardroomlimited.com.au.

Direct Credit Payment Confirmation

Your total net dividend payment has been paid in accordance with your instructions as shown below:

Bank Domicile:	AUS	Receipt Currency:	AUD
Bank Account Type:	Domestic	Amount Deposited:	643.72
Bank Code:	182-512		
Account Number:	*****641		
Account Name:	AMEROO SUPER PTY LTD AMEROO SUP		
Exchange Rate:	N/A		

Please check the above details are correct and that payment has been credited to your account.

Please retain this statement for taxation purposes



Elders Limited ABN 34 004 336 636

AMEROO SUPER PTY LTD
<AMEROO SUPER A/C>
21 ENGLEWOOD AVENUE
DUBBO NSW 2830

All correspondence and enquiries to:

BoardRoom
Smart Business Solutions

Boardroom Pty Limited
ABN 14 003 209 836
GPO Box 3993
Sydney NSW 2001

Tel: 1800 000 639 (within Australia)
Tel: +61 2 9290 9600 (outside Australia)
Fax: +61 2 9279 0664
www.boardroomlimited.com.au
enquiries@boardroomlimited.com.au

Reference Number: S00096946716
TFN/ABN Status: Quoted
Subregister: CHES
Record Date: 24/05/2023
Payment Date: 22/06/2023

2023 Interim Dividend

Dear Shareholder

Elders Limited has paid an interim dividend for the half year ended 31 March 2023 of 23 cents per ordinary share. This dividend was paid on the number of shares registered in your name and entitled to participate as at the record date 24 May 2023. This payment is 30% franked at the corporate tax rate of 30% and 70% unfranked. No part of the unfranked portion consists of conduit foreign income.

Security Class: Fully Paid Ordinary Shares

ASX Code: ELD

Number of Shares held at Record Date	Dividend Amount per Share	Franked Amount	Unfranked Amount	Gross Dividend Payment	Withholding Tax	Net Dividend Payment	Franking Credit
2,299	23 cents	\$158.63	\$370.14	\$528.77	Nil	\$528.77	\$67.98

S00096946716

To update your TFN, bank account and other details please visit www.investorserve.com.au (for Shareholders) or www.employeeserve.com.au/elders (for Employees). Alternatively, please contact Boardroom Pty Limited on 1800 000 639 (or +61 2 9290 9600 if outside Australia) or email enquiries@boardroomlimited.com.au.

Direct Credit Payment Confirmation

Your total net dividend payment has been paid in accordance with your instructions as shown below:

Bank Domicile:	AUS	Receipt Currency:	AUD
Bank Account Type:	Domestic	Amount Deposited:	528.77
Bank Code:	182-512		
Account Number:	*****641		
Account Name:	AMEROO SUPER PTY LTD AMEROO SUP		
Exchange Rate:	N/A		

Please check the above details are correct and that payment has been credited to your account.

Please retain this statement for taxation purposes



HEALIUS LIMITED
ABN 24 064 530 516

002838 000 HLS



AMEROO SUPER PTY LTD
<AMEROO SUPER A/C>
21 ENGLEWOOD AVENUE
DUBBO NSW 2830

Update your information:



Online:

www.computershare.com.au/easyupdate/hls



By Mail:

Computershare Investor Services Pty Limited
GPO Box 2975 Melbourne
Victoria 3001 Australia

Enquiries:

(within Australia) 1300 850 505
(international) +61 3 9415 4000

Holder Identification Number (HIN)

HIN WITHHELD

ASX Code	HLS
TFN/ABN Status	Quoted
Record Date	8 September 2022
Payment Date	21 September 2022
Direct Credit Reference No.	809482

2022 Final Dividend

Dear Securityholder,

This payment represents a final dividend of 6 cents per share for the year ended 30 June 2022. This dividend is paid on the shares registered in your name and entitled to participate as at the record date of 8 September 2022. This payment is 100% franked at the corporate tax rate of 30%.

Please register at www.computershare.com.au/easyupdate/hls in order to update your TFN, bank account and other details online.

Charles Tilley
Company Secretary

Class Description	Amount per Security	Number of Securities	Franked Amount	Unfranked Amount	Gross Payment
Ordinary Shares	6 cents	6,000	\$360.00	\$0.00	\$360.00
Net Payment					\$360.00
Franking Credit					\$154.29

Note 1: You should retain this statement to assist you in preparing your tax return.

Note 2: If you require your payment to be re-issued, you may be charged an administrative fee which will be deducted from your payment.

Your Payment Instruction

MACQUARIE BANK LTD
BSB: 182-512 Account number: XXXXXX41

Amount Deposited

AUD\$360.00

If payment cannot be made to the above instruction, a cheque will be forwarded to your registered address.

**Insurance Australia Group Limited**

ABN 60 090 739 923 ASX Code: IAG

UPDATE YOUR INFORMATION:

**Online:**www.investorcentre.com/iag
iag@computershare.com.au
www.iag.com.au**By Mail:**Computershare Investor Services Pty Limited
GPO Box 4709 Melbourne
Victoria 3001 Australia

ENQUIRIES:

(within Australia) 1300 360 688
(international) +61 3 9415 4210

Holder number:

HIN WITHHELD

Record date:

19 August 2022

Payment date:

22 September 2022

TFN/ABN:

Quoted

096249 000 IAG

AMEROO SUPER PTY LTD
<AMEROO SUPER A/C>
21 ENGLEWOOD AVENUE
DUBBO NSW 2830

DIVIDEND STATEMENT

The details below relate to the final dividend of 5 cents per share for Insurance Australia Group Limited (IAG), for the period 1 January 2022 to 30 June 2022. This dividend is 70% franked and 30% unfranked of which the unfranked portion is declared as conduit foreign income (CFI).

Share Class	Shares Held 19/08/2022	Total Dividend per share	Unfranked Amount \$	Franked Amount \$	Gross Payment \$	Withholding Tax \$	Net Payment \$	Franking Credit \$
ORD	5,800	5 cents	87.00	203.00	290.00	0.00	290.00	87.00

Key figures for the full year ended 30 June 2022

\$13,317m

Gross written premium (\$m)

FY22

13,317

FY21

12,602

7.4%

Reported insurance margin (%)

FY22

7.4%

FY21

13.5%

\$347m

Net (loss)/profit after tax (\$m)

FY22

347

-427*

FY21

For information about what contributed to these results, see the Highlights on the reverse of this page. Detailed information about our results, including our annual report, investor report and annual review and sustainability report, is available in the Reports & Results area of our website (www.iag.com.au).

*Affected by significant one-off corporate expenses.

PAYMENT INSTRUCTIONS

MACQUARIE BANK LTD

BSB: 182-512

ACC: XXXXXXX41

You may be subject to income tax on any dividends paid on your IAG shares. IAG is required to provide the ATO with the details of any dividends paid to you. Any imputation credits attached to these dividends should be available to reduce your income tax payable with any excess being refundable to you provided certain requirements are met. These comments are of a general nature and it is important that you seek your own independent taxation advice specific to your circumstances.

You should keep this statement to assist you in preparing your income tax return.

If you require your payment to be re-issued, you may be charged an administrative fee which will be deducted from your payment.

288888_EMAIL/096249/096249/i



157901 000 IAG



AMEROO SUPER PTY LTD
<AMEROO SUPER A/C>
21 ENGLEWOOD AVENUE
DUBBO NSW 2830

Insurance Australia Group Limited

ABN 60 090 739 923 ASX Code: IAG

UPDATE YOUR INFORMATION:



Online:

www.investorcentre.com/iag
iag@computershare.com.au
www.iag.com.au



By Mail:

Computershare Investor Services Pty Limited
GPO Box 4709 Melbourne
Victoria 3001 Australia

ENQUIRIES:



(within Australia) 1300 360 688
(international) +61 3 9415 4210

Holder number:

HIN WITHHELD

Record date:

17 February 2023

Payment date:

23 March 2023

TFN/ABN:

Quoted

DIVIDEND STATEMENT

The details below relate to the interim dividend of 6 cents per share for Insurance Australia Group Limited (IAG), for the period 1 July 2022 to 31 December 2022. This dividend is 30% franked and 70% unfranked of which the unfranked portion is declared as conduit foreign income (CFI).

Share Class	Shares Held 17/02/2023	Total Dividend per share	Unfranked Amount \$	Franked Amount \$	Gross Payment \$	Withholding Tax \$	Net Payment \$	Franking Credit \$
ORD	5,800	6 cents	243.60	104.40	348.00	0.00	348.00	44.74

Key figures for the half year ended 30 December 2022

\$7,061m

Gross written premium (\$m)

1H23 7,061

1H22 6,570

8.5%

Reported insurance margin (%)

1H23 8.5

1H22 7.1

\$468m

Net profit after tax (\$m)

1H23 468

1H22 173

Detailed information about our results, including our investor report, results presentation and half year accounts, is available in the Results & Reports area of our website (www.iag.com.au).

PAYMENT INSTRUCTIONS

MACQUARIE BANK LTD

BSB: 182-512

ACC: XXXXXX41

You may be subject to income tax on any dividends paid on your IAG shares. IAG is required to provide the ATO with the details of any dividends paid to you. Any imputation credits attached to these dividends should be available to reduce your income tax payable with any excess being refundable to you provided certain requirements are met. These comments are of a general nature and it is important that you seek your own independent taxation advice specific to your circumstances.

You should keep this statement to assist you in preparing your income tax return.

If you require your payment to be re-issued, you may be charged an administrative fee which will be deducted from your payment.

AMEROO SUPER PTY LTD
<AMEROO SUPER A/C>
21 ENGLEWOOD AVENUE
DUBBO NSW 2830

Reference Number: S00096946716
TFN/ABN Status: Quoted
Subregister: CHESS
Record Date: 08/09/2022
Payment Date: 29/09/2022

2022 Final Dividend

Dear Shareholder

Insignia Financial Ltd has paid a final dividend for the period ended 30 June 2022 totalling 11.8 cents per ordinary share. This total dividend was paid on the number of shares registered in your name and entitled to participate as at the record date 8 September 2022. This payment is 100% franked at the corporate tax rate of 30%.

Security Class: Fully Paid Ordinary Shares

ASX Code: IFL

Number of Shares held at Record Date	Dividend amount per Share	Gross Dividend Payment (AUD)	Withholding Tax ¹ (AUD)	Net Payment (AUD)	Franked Amount (AUD)	Unfranked Amount (AUD)	Franking Credit (AUD)
30,000	11.8 cents	\$3,540.00	Nil	\$3,540.00	\$3,540.00	Nil	\$1,517.14

1. Withholding tax is deducted from unfranked dividends if your TFN, ABN or Exemption Code has not been recorded or if non-resident withholding tax applies.

To update your TFN, bank account and other details please visit www.investorserve.com.au. Alternatively, please contact Boardroom Pty Limited on 1300 552 203 (or +61 2 8016 2893 if outside Australia) or email insigniafinancial@boardroomlimited.com.au.

Direct Credit Payment Confirmation

Your total net dividend payment has been paid in accordance with your instructions as shown below:

Bank Domicile: AUS
Bank Code: 182-512
Account Number: *****641
Exchange Rate: N/A
Receipt Currency: AUD

Amount Deposited
\$3,540.00

Please check the above details are correct and that payment has been credited to your account.

AMEROO SUPER PTY LTD
<AMEROO SUPER A/C>
21 ENGLEWOOD AVENUE
DUBBO NSW 2830

Reference Number: S00096946716
TFN/ABN Status: Quoted
Subregister: CHESS
Record Date: 13/03/2023
Payment Date: 03/04/2023

2023 Interim Ordinary and Special Dividend

Dear Shareholder

Insignia Financial Ltd has paid an interim dividend comprising an ordinary dividend of 9.3 cents per share and a special dividend of 1.2 cents per share respectively for the period ended 31 December 2022 totalling 10.5 cents per ordinary share. This total dividend was paid on the number of shares registered in your name and entitled to participate as at the record date 13 March 2023. This payment is 50% franked at the corporate tax rate of 30%.

Security Class: Fully Paid Ordinary Shares

ASX Code: IFL

Number of Shares held at Record Date	Dividend amount per Share	Gross Dividend Payment (AUD)	Withholding Tax ¹ (AUD)	Net Payment (AUD)	Franked Amount (AUD)	Unfranked Amount (AUD)	Franking Credit (AUD)
30,000	10.5 cents	\$3,150.00	Nil	\$3,150.00	\$1,575.00	\$1,575.00	\$675.00

1. Withholding tax is deducted from unfranked dividends if your TFN, ABN or Exemption Code has not been recorded or if non-resident withholding tax applies.

To update your TFN, bank account and other details please visit www.investorserve.com.au. Alternatively, please contact Boardroom Pty Limited on 1300 552 203 (or +61 2 8016 2893 if outside Australia) or email Insignia@boardroomlimited.com.au.

Direct Credit Payment Confirmation

Your total net dividend payment has been paid in accordance with your instructions as shown below:

Bank Domicile: AUS
Bank Code: 182-512
Account Number: *****641
Exchange Rate: N/A
Receipt Currency: AUD

Amount Deposited
\$3,150.00

Please check the above details are correct and that payment has been credited to your account.

Please retain this statement for taxation purposes



**national
australia
bank**

2022 Interim Dividend Statement

059988 000 NAB
AMEROO SUPER PTY LTD
<AMEROO SUPER A/C>
21 ENGLEWOOD AVENUE
DUBBO NSW 2830

Contact our Share Registry

www.investorcentre.com/au

(in Australia) 1300 367 647
(outside Australia) +61 3 9415 4299

Holder Identification Number (HIN)

HIN WITHHELD

Summary of key information

Payment Date	5 July 2022
Record Date	12 May 2022
TFN/ABN status	Quoted
ASX code	NAB
Direct Credit Reference No.	1111522

Interim Dividend for the year ending 30 September 2022

The dividend is 100% franked at the relevant Australian Corporate Tax Rate of 30%.

Ordinary Shares	Dividend Rate per Share	Unfranked Amount	Franked Amount	Franking Credit
5,604	73 cents	\$0.00	\$4,090.92	\$1,753.25

Dividend Summary

5,604 shares x 73 cents = \$4,090.92

Payment details

The cash dividend amount of \$4,090.92 has been credited to:

MACQUARIE BANK LTD
BSB: 182-512 ACC: *****6641

Tax information

Australian resident shareholders

Franked Amount: This should be included in your assessable income.


Franking Credit: This may also need to be included in your assessable income. This amount may be available as a tax offset to reduce your income tax liability.

If you are unsure of the tax treatment of your dividend, please contact your accountant or taxation adviser.

Dividend Amount

\$4,090.92

2022 Final Dividend Statement

⑆ 059932 000 NAB

 AMEROO SUPER PTY LTD
 <AMEROO SUPER A/C>
 21 ENGLEWOOD AVENUE
 DUBBO NSW 2830

Contact our Share Registry

www.investorcentre.com/au

(in Australia) 1300 367 647
 (outside Australia) +61 3 9415 4299

Holder Identification Number (HIN)

HIN WITHHELD

Summary of key information

Payment Date	14 December 2022
Record Date	16 November 2022
TFN/ABN status	Quoted
ASX code	NAB
Direct Credit Reference No.	605860

Final Dividend for the year ended 30 September 2022

The dividend is 100% franked at the relevant Australian Corporate Tax Rate of 30%.

Ordinary Shares	Dividend Rate per Share	Unfranked Amount	Franked Amount	Franking Credit
5,604	78 cents	\$0.00	\$4,371.12	\$1,873.34

Dividend Summary

5,604 shares x 78 cents = \$4,371.12

Payment details

The cash dividend amount of \$4,371.12 has been credited to:

MACQUARIE BANK LTD
 BSB: 182-512 ACC: *****6641

Tax information

Australian resident shareholders

Franked Amount: This should be included in your assessable income.

Franking Credit: This may also need to be included in your assessable income. This amount may be available as a tax offset to reduce your income tax liability.

New Zealand tax resident shareholders

New Zealand tax law requires us to notify shareholders that New Zealand imputation credits have been attached to this dividend at a rate of NZ\$0.07 per share. These credits are only relevant for shareholders required to file a New Zealand income tax return.

The aggregate of the dividend amount together with the attached New Zealand imputation credits is NZ\$5,153.30.

If you are unsure of the tax treatment of your dividend, please contact your accountant or taxation adviser.

Dividend Amount

\$4,371.12



The Lottery Corporation Limited
ABN 21 081 925 706

All Registry communications to:
Link Market Services Limited
Locked Bag A14
Sydney South NSW 1235 Australia
Telephone: +61 1800 550 560
ASX Code: TLC

Email: thelotterycorporation@linkmarketservices.com.au
Website: www.linkmarketservices.com.au



020 022922

AMEROO SUPER PTY LTD
<AMEROO SUPER A/C>
21 ENGLEWOOD AVENUE
DUBBO NSW 2830

Key Details

Payment date: 23 March 2023
Record date: 2 March 2023
SRN/HIN: X*****9814

TFN/ABN RECEIVED AND RECORDED

INTERIM DIVIDEND AND SPECIAL DIVIDEND

Dear Shareholder,

The details below relate to the interim dividend for the half year ended 31 December 2022 of 8 cents per share and a special dividend for the period 1 June 2022 to 30 June 2022 of 1 cent per share. The dividends are 100% franked at the company tax rate of 30%.

The total dividend amount together with the franking credits should be disclosed as assessable income in your tax return for the 2023 financial year.

Description	Dividend rate per share	Participating holding	Unfranked amount	Franked amount	Total amount	Franking credit
Interim Dividend Ordinary Shares	\$0.08	12,000	\$0.00	\$960.00	\$960.00	\$411.43
Special Dividend Ordinary Shares	\$0.01	12,000	\$0.00	\$120.00	\$120.00	\$51.43
Net dividend amount:					\$1,080.00	

PAYMENT INSTRUCTIONS:

MACQUARIE BANK

BSB: 182-512

ACC: ****6641 **ACCOUNT NAME:** AMEROO SUPER PTY LTD <AMEROO SUP

PAYMENT REFERENCE NUMBER: 001293610930

The payment has been made to the above account. If this account is not valid please turn over for instructions to update your details.

All registry communications to:
Link Market Services Limited
Locked Bag A6015, Sydney South NSW 1235
Telephone (free in Australia): +61 1800 804 255
ASX Code: WBC
Email: westpac@linkmarketservices.com.au
Website: linkmarketservices.com.au



020 099108

AMEROO SUPER PTY LTD
<AMEROO SUPER A/C>
21 ENGLEWOOD AVENUE
DUBBO NSW 2830

Key details

Payment date:	20 December 2022
Record date:	18 November 2022
SRN/HIN:	X*****9814
TFN/ABN status:	RECEIVED AND RECORDED

Final dividend statement for the six months ended 30 September 2022

This dividend is 100% franked with Australian franking credits at the company tax rate of 30%.

Description	Participating holding	Dividend rate per share [#]	Unfranked amount	Franked amount	Total amount	Franking credit
Ordinary shares	6,400	64 cents	\$0.00	\$4,096.00	\$4,096.00	\$1,755.43
Net dividend amount					\$4,096.00	
***New Zealand Imputation Credit (NZIC)						NZD512.00

[#] The final dividend of 64 cents per share takes into consideration the cost of the Bank Levy which was equivalent to 7 cents per share over 2022. All amounts are in Australian dollars unless otherwise stated.

*** Only relevant for New Zealand taxpayers.

PAYMENT INSTRUCTIONS

MACQUARIE BANK

BSB: 182-512

ACC: *****6641

ACCOUNT NAME: AMEROO SUPER PTY LTD <AMEROO SUP

PAYMENT REFERENCE NUMBER: 001286434254

A payment has been made to the above account. If this account is not valid please turn over for instructions to update your details.

**Please keep this statement for your tax records.
It can also be accessed online in Link's Investor Centre, see over for login instructions.**

All registry communications to:

Link Market Services Limited
Locked Bag A6015, Sydney South NSW 1235
Telephone (free in Australia): +61 1800 804 255
ASX Code: WBC
Email: westpac@linkmarketservices.com.au
Website: linkmarketservices.com.au



020 100300

AMEROO SUPER PTY LTD
<AMEROO SUPER A/C>
21 ENGLEWOOD AVENUE
DUBBO NSW 2830

Key details

Payment date:	27 June 2023
Record date:	12 May 2023
SRN/HIN:	X*****9814
TFN/ABN status:	RECEIVED AND RECORDED

Interim dividend statement for the six months ended 31 March 2023

This dividend is 100% franked with Australian franking credits at the company tax rate of 30%.

Description	Participating holding	Dividend rate per share [#]	Unfranked amount	Franked amount	Total amount	Franking credit
Ordinary shares	6,400	70 cents	\$0.00	\$4,480.00	\$4,480.00	\$1,920.00
Net dividend amount					\$4,480.00	
***New Zealand Imputation Credit (NZIC)						NZD448.00

[#] The interim dividend of 70 cents per share takes into consideration the cost of the Bank Levy which was equivalent to 3 cents per share over 2023. All amounts are in Australian dollars unless otherwise stated.

^{***} Only relevant for New Zealand taxpayers.

PAYMENT INSTRUCTIONS

MACQUARIE BANK

BSB: 182-512

ACC: *****6641

ACCOUNT NAME: AMEROO SUPER PTY LTD <AMEROO SUP

PAYMENT REFERENCE NUMBER: 001296337370

A payment has been made to the above account. If this account is not valid please turn over for instructions to update your details.

**Please keep this statement for your tax records.
It can also be accessed online in Link's Investor Centre, see over for login instructions.**



082512 000 WDS



AMEROO SUPER PTY LTD
<AMEROO SUPER A/C>
21 ENGLEWOOD AVENUE
DUBBO NSW 2830

Update Your Information:

www.investorcentre.com/wds



Computershare Investor Services Pty Limited
GPO Box 2975 Melbourne
Victoria 3001 Australia



1300 558 507 (within Australia)
+61 3 9415 4632 (outside Australia)



Holder Identification Number (HIN)

HIN WITHHELD

ASX Code	WDS
TFN/ABN Status	Quoted
Record Date	9 September 2022
Payment Date	6 October 2022
Direct Credit Reference No.	932844

DIVIDEND STATEMENT

The statement below represents your interim dividend for the half year ended 30 June 2022. This dividend is paid at the rate of US\$1.09 (equivalent to A\$1.59953041) per share on your holding of fully paid ordinary shares, registered in your name and eligible as at the record date 9 September 2022.

This dividend is fully franked (100%) at the tax rate of 30%.

Class Description	Amount per Security	Number of Securities	Franked Amount	Unfranked Amount	Total Payment
Ordinary Shares	A\$1.59953041	600	A\$959.72	A\$0.00	A\$959.72
			Net Payment		A\$959.72
			Australian Franking Credit		A\$411.31

VIEW OR UPDATE YOUR SECURITY HOLDING DETAILS ONLINE

To view your security holding details please visit www.investorcentre.com/wds. When in Investor Centre, log in using your SRN/HIN and postcode (if within Australia) or country (if outside Australia). For security purposes, if you wish to update your information you will be required to login as an existing user with your User ID and password or register as a new user and create a User ID and password.

Important Notes:


- You should retain this statement to assist you in preparing your tax return.
- If you require a replacement payment for any of your dividend payments, you may be charged a fee to cover the costs to reissue such payments.

YOUR PAYMENT INSTRUCTION

MACQUARIE BANK LTD
BSB: 182-512 Account number: XXXXXX41

Amount Deposited
A\$959.72

If payment cannot be made to the above account, the dividend amount will be withheld pending receipt of your valid direct credit instructions.



093269 000 WDS



AMEROO SUPER PTY LTD
<AMEROO SUPER A/C>
21 ENGLEWOOD AVENUE
DUBBO NSW 2830

Update Your Information:

www.investorcentre.com/wds



Computershare Investor Services Pty Limited
GPO Box 2975 Melbourne
Victoria 3001 Australia



1300 558 507 (within Australia)
+61 3 9415 4632 (outside Australia)



Holder Identification Number (HIN)

HIN WITHHELD

ASX Code	WDS
TFN/ABN Status	Quoted
Record Date	9 March 2023
Payment Date	5 April 2023
Direct Credit Reference No.	952079

DIVIDEND STATEMENT

The statement below represents your final dividend for the full year ended 31 December 2022. This dividend is paid at the rate of US\$1.44 (equivalent to A\$2.15439856) per share on your holding of fully paid ordinary shares, registered in your name and eligible as at the record date 9 March 2023.

This dividend is fully franked (100%) at the tax rate of 30%.

Class Description	Amount per Security	Number of Securities	Franked Amount	Unfranked Amount	Total Payment
Ordinary Shares	A\$2.15439856	600	A\$1,292.64	A\$0.00	A\$1,292.64
Net Payment					A\$1,292.64
Australian Franking Credit					A\$553.99

VIEW OR UPDATE YOUR SECURITY HOLDING DETAILS ONLINE

To view your security holding details please visit www.investorcentre.com/wds. When in Investor Centre, log in using your SRN/HIN and postcode (if within Australia) or country (if outside Australia). For security purposes, if you wish to update your information you will be required to login as an existing user with your User ID and password or register as a new user and create a User ID and password.

Important Notes:

- You should retain this statement to assist you in preparing your tax return.
- If you require a replacement payment for any of your dividend payments, you may be charged a fee to cover the costs to reissue such payments.

YOUR PAYMENT INSTRUCTION

MACQUARIE BANK LTD
BSB: 182-512 Account number: XXXXXXXX41

Amount Deposited
A\$1,292.64

If payment cannot be made to the above account, the dividend amount will be withheld pending receipt of your valid direct credit instructions.

24700 - Changes in Market Values of Investments

2023 Financial Year

Preparer Rhonda Wilkinson

Reviewer John Curley

Status Completed

Account Code	Description	CY Balance	LY Balance	Change
24700	Changes in Market Values of Investments	(\$86,548.45)	\$42,705.53	(302.66)%
TOTAL		CY Balance	LY Balance	
		(\$86,548.45)	\$42,705.53	

Supporting Documents

- Net Capital Gains Reconciliation [Report](#)
- Market Movement [Report](#)
- Realised Capital Gain Report [Report](#)
- 2023 Investment Sale Contracts.pdf
- AMEROO 2023 Portfolio.pdf
- 2023 Investment Purchase Contracts.pdf

Standard Checklist

- Attach copies of Source Documentation (Contract Notes, Broker Statements, Chess Statements, Contracts of Sale, Managed Fund Statements etc)
- Attach copy of Market Movement report
- Attach copy of Net Capital Gains Reconciliation
- Attach copy of Realised Capital Gain Report
- Ensure all Asset Disposals have been entered
- Ensure all Market Values have been entered for June 30
- Ensure all Tax Deferred Distributions have been entered

Ameroo Super Market Movement Report

As at 30 June 2023

Investment	Date	Description	Unrealised				Realised			Total
			Units	Accounting Cost Movement	Market Movement	Depreciation	Balance	Consideration	Accounting Cost Base	
ABC.AX - Adbri Limited										
	01/07/2022	Opening Balance	10,700.00	0.00	0.00	0.00	25,894.00	0.00	0.00	0.00
	30/06/2023	Revaluation	0.00	0.00	(321.00)	0.00	25,573.00	0.00	0.00	0.00
	30/06/2023		10,700.00	0.00	(321.00)	0.00	25,573.00	0.00	0.00	0.00
AGK.AX - Agl Energy Limited										
	01/07/2022	Opening Balance	2,140.00	0.00	0.00	0.00	17,655.00	0.00	0.00	0.00
	30/06/2023	Revaluation	0.00	0.00	5,478.40	0.00	23,133.40	0.00	0.00	0.00
	30/06/2023		2,140.00	0.00	5,478.40	0.00	23,133.40	0.00	0.00	0.00
AMP.AX - AMP Limited										
	01/07/2022	Opening Balance	6,250.00	0.00	0.00	0.00	5,968.75	0.00	0.00	0.00
	22/08/2022	Disposal	(6,250.00)	(10,000.00)	0.00	0.00	(4,031.25)	6,921.25	10,000.00	(3,078.75)
	22/08/2022	Writeback	0.00	0.00	4,031.25	0.00	0.00	0.00	0.00	0.00
	30/06/2023		0.00	(10,000.00)	4,031.25	0.00	0.00	6,921.25	10,000.00	(3,078.75)
ANZ.AX - ANZ Group Holdings Limited										
	01/07/2022	Opening Balance	2,500.00	0.00	0.00	0.00	55,075.00	0.00	0.00	0.00
	05/08/2022	Purchase	167.00	3,156.30	0.00	0.00	58,231.30	0.00	0.00	0.00
	30/06/2023	Revaluation	0.00	0.00	5,003.27	0.00	63,234.57	0.00	0.00	0.00
	30/06/2023		2,667.00	3,156.30	5,003.27	0.00	63,234.57	0.00	0.00	0.00
ASX.AX - ASX Limited										
	01/07/2022	Opening Balance	1,310.00	0.00	0.00	0.00	107,040.10	0.00	0.00	0.00
	30/06/2023	Revaluation	0.00	0.00	(24,510.10)	0.00	82,530.00	0.00	0.00	0.00
	30/06/2023		1,310.00	0.00	(24,510.10)	0.00	82,530.00	0.00	0.00	0.00
BHP.AX - BHP Group Limited										
	01/07/2022	Opening Balance	1,890.00	0.00	0.00	0.00	77,962.50	0.00	0.00	0.00
	30/06/2023	Revaluation	0.00	0.00	7,068.60	0.00	85,031.10	0.00	0.00	0.00
	30/06/2023		1,890.00	0.00	7,068.60	0.00	85,031.10	0.00	0.00	0.00
BXB.AX - Brambles Limited										
	22/08/2022	Purchase	1,700.00	21,964.99	0.00	0.00	21,964.99	0.00	0.00	0.00
	30/06/2023	Revaluation	0.00	0.00	2,532.01	0.00	24,497.00	0.00	0.00	0.00
	30/06/2023		1,700.00	21,964.99	2,532.01	0.00	24,497.00	0.00	0.00	0.00

Ameroo Super Market Movement Report

As at 30 June 2023

Investment	Date	Description	Unrealised				Realised			Total
			Units	Accounting Cost Movement	Market Movement	Depreciation	Balance	Consideration	Accounting Cost Base	
CLW.AX1 - Charter Hall Long Wale Reit										
	22/08/2022	Purchase	5,000.00	22,393.15	0.00	0.00	22,393.15	0.00	0.00	0.00
	30/06/2023	Revaluation	0.00	0.00	(2,343.15)	0.00	20,050.00	0.00	0.00	0.00
	30/06/2023		5,000.00	22,393.15	(2,343.15)	0.00	20,050.00	0.00	0.00	0.00
COL.AX - Coles Group Limited.										
	01/07/2022	Opening Balance	3,870.00	0.00	0.00	0.00	68,924.70	0.00	0.00	0.00
	22/08/2022	Disposal	(870.00)	(11,265.53)	0.00	0.00	57,659.17	16,668.90	11,265.53	5,403.37
	22/08/2022	Writeback	0.00	0.00	(4,229.17)	0.00	53,430.00	0.00	0.00	0.00
	30/06/2023	Revaluation	0.00	0.00	1,830.00	0.00	55,260.00	0.00	0.00	0.00
	30/06/2023		3,000.00	(11,265.53)	(2,399.17)	0.00	55,260.00	16,668.90	11,265.53	5,403.37
CSR.AX - CSR Limited										
	01/07/2022	Opening Balance	22,700.00	0.00	0.00	0.00	92,162.00	0.00	0.00	0.00
	30/06/2023	Revaluation	0.00	0.00	25,651.00	0.00	117,813.00	0.00	0.00	0.00
	30/06/2023		22,700.00	0.00	25,651.00	0.00	117,813.00	0.00	0.00	0.00
ELD.AX - Elders Limited										
	01/07/2022	Opening Balance	2,299.00	0.00	0.00	0.00	28,944.41	0.00	0.00	0.00
	30/06/2023	Revaluation	0.00	0.00	(13,816.99)	0.00	15,127.42	0.00	0.00	0.00
	30/06/2023		2,299.00	0.00	(13,816.99)	0.00	15,127.42	0.00	0.00	0.00
GEM.AX - G8 Education Limited										
	01/07/2022	Opening Balance	11,370.00	0.00	0.00	0.00	11,995.35	0.00	0.00	0.00
	22/08/2022	Disposal	(11,370.00)	(40,002.85)	0.00	0.00	(28,007.50)	11,104.36	40,002.85	(28,898.49)
	22/08/2022	Writeback	0.00	0.00	28,007.50	0.00	0.00	0.00	0.00	0.00
	30/06/2023		0.00	(40,002.85)	28,007.50	0.00	0.00	11,104.36	40,002.85	(28,898.49)
HLS.AX - Healius Limited										
	22/08/2022	Purchase	6,000.00	23,172.12	0.00	0.00	23,172.12	0.00	0.00	0.00
	30/06/2023	Revaluation	0.00	0.00	(4,092.12)	0.00	19,080.00	0.00	0.00	0.00
	30/06/2023		6,000.00	23,172.12	(4,092.12)	0.00	19,080.00	0.00	0.00	0.00
IAG.AX - Insurance Australia Group Limited										
	01/07/2022	Opening Balance	5,800.00	0.00	0.00	0.00	25,288.00	0.00	0.00	0.00
	30/06/2023	Revaluation	0.00	0.00	7,772.00	0.00	33,060.00	0.00	0.00	0.00
	30/06/2023		5,800.00	0.00	7,772.00	0.00	33,060.00	0.00	0.00	0.00

Ameroo Super Market Movement Report

As at 30 June 2023

Investment	Date	Description	Unrealised				Realised			Total
			Units	Accounting Cost Movement	Market Movement	Depreciation	Balance	Consideration	Accounting Cost Base	
IFL.AX - Insignia Financial Ltd										
	01/07/2022	Opening Balance	37,000.00	0.00	0.00	0.00	99,530.00	0.00	0.00	0.00
	22/08/2022	Disposal	(7,000.00)	(62,311.33)	0.00	0.00	37,218.67	22,845.90	62,311.33	(39,465.43)
	22/08/2022	Writeback	0.00	0.00	16,683.37	0.00	53,902.04	0.00	0.00	0.00
	30/06/2023	Revaluation	0.00	0.00	30,697.96	0.00	84,600.00	0.00	0.00	0.00
	30/06/2023		30,000.00	(62,311.33)	47,381.33	0.00	84,600.00	22,845.90	62,311.33	(39,465.43)
IVC.AX - Invocare Limited										
	01/07/2022	Opening Balance	3,910.00	0.00	0.00	0.00	40,898.60	0.00	0.00	0.00
	30/06/2023	Revaluation	0.00	0.00	8,328.30	0.00	49,226.90	0.00	0.00	0.00
	30/06/2023		3,910.00	0.00	8,328.30	0.00	49,226.90	0.00	0.00	0.00
NAB.AX - National Australia Bank Limited										
	01/07/2022	Opening Balance	5,604.00	0.00	0.00	0.00	153,493.56	0.00	0.00	0.00
	30/06/2023	Revaluation	0.00	0.00	(5,716.08)	0.00	147,777.48	0.00	0.00	0.00
	30/06/2023		5,604.00	0.00	(5,716.08)	0.00	147,777.48	0.00	0.00	0.00
ORI.AX - Orica Limited										
	01/07/2022	Opening Balance	1,400.00	0.00	0.00	0.00	22,078.00	0.00	0.00	0.00
	30/06/2023	Revaluation	0.00	0.00	(1,316.00)	0.00	20,762.00	0.00	0.00	0.00
	30/06/2023		1,400.00	0.00	(1,316.00)	0.00	20,762.00	0.00	0.00	0.00
PROP12Lilly - 1 & 2/12 Lillydale Terrace, Dubbo NSW 2830										
	01/07/2022	Opening Balance	1.00	0.00	0.00	0.00	960,000.00	0.00	0.00	0.00
	30/06/2023	Revaluation	0.00	0.00	30,000.00	0.00	990,000.00	0.00	0.00	0.00
	30/06/2023		1.00	0.00	30,000.00	0.00	990,000.00	0.00	0.00	0.00
PropRent - 303/1 Marlin Parade, Cairns QLD 4870										
	01/07/2022	Opening Balance	1.00	0.00	0.00	0.00	635,000.00	0.00	0.00	0.00
	30/06/2023	Revaluation	0.00	0.00	(10,000.00)	0.00	625,000.00	0.00	0.00	0.00
	30/06/2023		1.00	0.00	(10,000.00)	0.00	625,000.00	0.00	0.00	0.00
SUN.AX - Suncorp Group Limited										
	01/07/2022	Opening Balance	3,982.00	0.00	0.00	0.00	43,722.36	0.00	0.00	0.00
	30/06/2023	Revaluation	0.00	0.00	9,994.82	0.00	53,717.18	0.00	0.00	0.00
	30/06/2023		3,982.00	0.00	9,994.82	0.00	53,717.18	0.00	0.00	0.00

Ameroo Super Market Movement Report

As at 30 June 2023

Investment	Date	Description	Unrealised				Realised			Total
			Units	Accounting Cost Movement	Market Movement	Depreciation	Balance	Consideration	Accounting Cost Base	
TAH.AX - Tabcorp Holdings Limited										
	01/07/2022	Opening Balance	16,255.00	0.00	0.00	0.00	17,311.58	0.00	0.00	0.00
	30/06/2023	Revaluation	0.00	0.00	731.47	0.00	18,043.05	0.00	0.00	0.00
	30/06/2023		16,255.00	0.00	731.47	0.00	18,043.05	0.00	0.00	0.00
TLC.AX - The Lottery Corporation Limited										
	01/07/2022	Opening Balance	16,255.00	0.00	0.00	0.00	73,472.60	0.00	0.00	0.00
	22/08/2022	Disposal	(4,255.00)	(16,556.92)	0.00	0.00	56,915.68	19,021.04	16,556.92	2,464.12
	22/08/2022	Writeback	0.00	0.00	(4,858.89)	0.00	52,056.79	0.00	0.00	0.00
	30/06/2023	Revaluation	0.00	0.00	9,503.21	0.00	61,560.00	0.00	0.00	0.00
	30/06/2023		12,000.00	(16,556.92)	4,644.32	0.00	61,560.00	19,021.04	16,556.92	2,464.12
TLS.AX - Telstra Group Limited										
	01/07/2022	Opening Balance	21,900.00	0.00	0.00	0.00	84,315.00	0.00	0.00	0.00
	30/06/2023	Revaluation	0.00	0.00	9,855.00	0.00	94,170.00	0.00	0.00	0.00
	30/06/2023		21,900.00	0.00	9,855.00	0.00	94,170.00	0.00	0.00	0.00
WBC.AX - Westpac Banking Corporation										
	01/07/2022	Opening Balance	6,400.00	0.00	0.00	0.00	124,800.00	0.00	0.00	0.00
	30/06/2023	Revaluation	0.00	0.00	11,776.00	0.00	136,576.00	0.00	0.00	0.00
	30/06/2023		6,400.00	0.00	11,776.00	0.00	136,576.00	0.00	0.00	0.00
WDS.AX - Woodside Energy Group Ltd										
	01/07/2022	Opening Balance	341.00	0.00	0.00	0.00	10,857.44	0.00	0.00	0.00
	22/08/2022	Purchase	259.00	8,449.80	0.00	0.00	19,307.24	0.00	0.00	0.00
	30/06/2023	Revaluation	0.00	0.00	1,356.76	0.00	20,664.00	0.00	0.00	0.00
	30/06/2023		600.00	8,449.80	1,356.76	0.00	20,664.00	0.00	0.00	0.00
WOW.AX - Woolworths Group Limited										
	01/07/2022	Opening Balance	1,217.00	0.00	0.00	0.00	43,325.20	0.00	0.00	0.00
	30/06/2023	Revaluation	0.00	0.00	5,026.21	0.00	48,351.41	0.00	0.00	0.00
	30/06/2023		1,217.00	0.00	5,026.21	0.00	48,351.41	0.00	0.00	0.00
Total Market Movement			150,123.63				(63,575.18)			86,548.45

Ameroo Super

Capital Gains Reconciliation Report

For The Period 01 July 2022 - 30 June 2023

	Total	Discounted	Indexed	Other	Notional
Losses available to offset					
Carried forward from prior losses	35,932.13				
Carried forward from prior losses - Collectables	0.00				
Current year capital losses	71,442.67				
Current year capital losses - Collectables	0.00				
Total Losses Available	107,374.80				
Total Losses Available - Collectables	0.00				
Capital Gains					
Capital gains from disposal of assets	7,867.48	7,867.48	0.00	0.00	0.00
Capital gains from disposal of assets - Collectables	0.00	0.00	0.00	0.00	0.00
Capital gains from trust distributions	260.58	260.58	0.00	0.00	0.00
Capital Gains Before Losses applied	8,128.06	8,128.06	0.00	0.00	0.00
Losses and discount applied					
Losses applied	8,128.06	8,128.06	0.00	0.00	0.00
Losses applied - Collectables	0.00	0.00	0.00	0.00	0.00
Capital gains after losses applied	0.00	0.00	0.00	0.00	0.00
Capital gains after losses applied - Collectables	0.00	0.00	0.00	0.00	0.00
CGT Discount applied	0.00				
CGT Discount applied - Collectables	0.00				

Ameroo Super

Capital Gains Reconciliation Report

For The Period 01 July 2022 - 30 June 2023

	Total	Discounted	Indexed	Other	Notional
Net Capital Gain					
Net capital gain	0.00				
Net capital gain - Collectables	0.00				
Total Net Capital Gain (11A)	0.00				
Net Capital Losses Carried Forward to later income					
Net Capital Losses Carried Forward to later income years	99,246.74				
Net Capital Losses Carried Forward to later income years - Collectables	0.00				
Total Net Capital Losses Carried Forward to later income years (14V)	99,246.74				

Note

Refer to Realised Gains Report for details of Disposals at a Security level

Refer to Distribution Reconciliation Report for Trust Distribution details at a Security level

Ameroo Super

Realised Capital Gains Report

For The Period 01 July 2022 - 30 June 2023

Investment		Accounting Treatment				Tax Treatment						
Purchase Contract Date	Disposal Contract Date	Units	Cost	Proceeds	Accounting Profit/(Loss)	Adjusted Cost Base	Reduced Cost Base	Indexed Cost Base	Indexed Gains	Discounted Gains (Gross)	Other Gains	Capital Loss
Shares in Listed Companies (Australian)												
AMP.AX - AMP Limited												
26/08/2019	22/08/2022	6,250.00	10,000.00	6,921.25	(3,078.75)	10,000.00	10,000.00	0.00	0.00	0.00	0.00	(3,078.75)
		6,250.00	10,000.00	6,921.25	(3,078.75)	10,000.00	10,000.00	0.00	0.00	0.00	0.00	(3,078.75)
COL.AX - Coles Group Limited.												
23/11/2018	22/08/2022	870.00	11,265.53	16,668.90	5,403.37	11,265.53	11,265.53	0.00	0.00	5,403.37	0.00	0.00
		870.00	11,265.53	16,668.90	5,403.37	11,265.53	11,265.53	0.00	0.00	5,403.37	0.00	0.00
GEM.AX - G8 Education Limited												
11/05/2017	22/08/2022	11,370.00	40,002.85	11,104.36	(28,898.49)	40,002.85	40,002.85	0.00	0.00	0.00	0.00	(28,898.49)
		11,370.00	40,002.85	11,104.36	(28,898.49)	40,002.85	40,002.85	0.00	0.00	0.00	0.00	(28,898.49)
IFL.AX - Insignia Financial Ltd												
10/10/2019	22/08/2022	1,202.00	7,327.79	3,922.97	(3,404.82)	7,327.79	7,327.79	0.00	0.00	0.00	0.00	(3,404.82)
06/11/2017	22/08/2022	1,428.00	15,000.00	4,660.56	(10,339.44)	15,000.00	15,000.00	0.00	0.00	0.00	0.00	(10,339.44)
11/05/2017	22/08/2022	4,370.00	39,983.54	14,262.37	(25,721.17)	39,983.54	39,983.54	0.00	0.00	0.00	0.00	(25,721.17)
		7,000.00	62,311.33	22,845.90	(39,465.43)	62,311.33	62,311.33	0.00	0.00	0.00	0.00	(39,465.43)
TLC.AX - The Lottery Corporation Limited												
25/03/2019	22/08/2022	4,255.00	16,556.92	19,021.04	2,464.12	16,556.92	16,556.92	0.00	0.00	2,464.12	0.00	0.00
		4,255.00	16,556.92	19,021.04	2,464.12	16,556.92	16,556.92	0.00	0.00	2,464.12	0.00	0.00
		29,745.00	140,136.63	76,561.45	(63,575.18)	140,136.63	140,136.63	0.00	0.00	7,867.49	0.00	(71,442.67)

Stapled Securities

CLW.AX1 - Charter Hall Long Wale Reit

Ameroo Super

Realised Capital Gains Report

For The Period 01 July 2022 - 30 June 2023

Investment		Accounting Treatment				Tax Treatment						
Purchase Contract Date	Disposal Contract Date	Units	Cost	Proceeds	Accounting Profit/(Loss)	Adjusted Cost Base	Reduced Cost Base	Indexed Cost Base	Indexed Gains	Discounted Gains (Gross)	Other Gains	Capital Loss
Stapled Securities												
		0.00	0.00	0.00	0.00	0.00	0.00	0.00	0.00	260.58	0.00	0.00
		0.00	0.00	0.00	0.00	0.00	0.00	0.00	0.00	260.58	0.00	0.00
		0.00	0.00	0.00	0.00	0.00	0.00	0.00	0.00	260.58	0.00	0.00
		29,745.00	140,136.63	76,561.45	(63,575.18)	140,136.63	140,136.63	0.00	0.00	8,128.07	0.00	(71,442.67)

Financial Year Summary

01 Jul 2022 - 30 Jun 2023

Summary Information A/C 23086305	+/-	
Holdings valuation at start of period		\$1,230,714.15
Holdings valuation at end of period	\$69,123.37	\$1,299,837.51
Portfolio at start of period		\$1,230,714.15
Portfolio at end of period	\$69,123.37	\$1,299,837.51
Total portfolio value		\$1,299,837.51
Total brokerage		\$1,729.32
Information service fees		\$0.00
Estimated dividends and distributions		\$65,508.96
Estimated franking credits		\$25,916.38

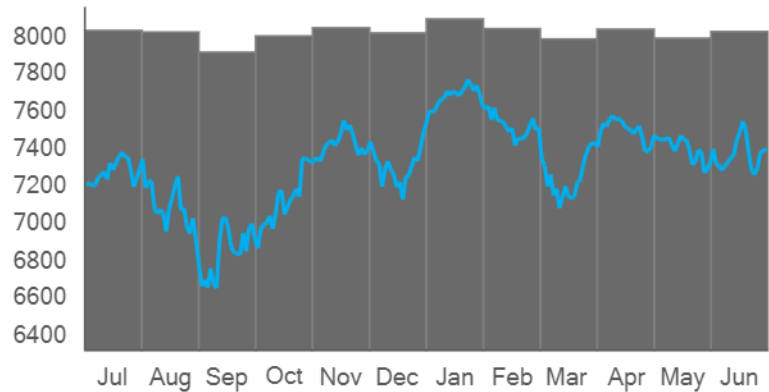


2022
 Cash 0.00%
 Holdings 100.00%



2023
 Cash 0.00%
 Holdings 100.00%

ASX ALL ORDS



While every effort has been made to provide you with an accurate statement, we give no warranty of accuracy or reliability and take no responsibility for any errors or omissions including negligence by any officers, employees or agents. We encourage you to confirm the information, holdings and valuations contained herein. Information contained in the report may only relate to the period since you commenced our service.



Holdings valuation

01 Jul 2022 - 30 Jun 2023



Holdings valuation at 1 Jul 2022

\$1,230,714.15

Equities

ASX code	Description	Quantity	Price	Value
ABC	ADEL BRTN FPO	10,700	\$2.420	\$25,894.00
AGL	AGL ENERGY FPO	2,140	\$8.250	\$17,655.00
AMP	AMP FPO	6,250	\$0.955	\$5,968.75
ANZ	ANZ GROUP FPO	2,500	\$22.030	\$55,075.00
ASX	ASX FPO	1,310	\$81.710	\$107,040.10
BHP	BHP GROUP FPO	1,890	\$41.250	\$77,962.50
COL	COLESGROUP FPO	3,870	\$17.810	\$68,924.70
CSR	CSR FPO	22,700	\$4.060	\$92,162.00
ELD	ELDERS FPO	2,299	\$12.590	\$28,944.41
GEM	G8 EDUCATE FPO	11,370	\$1.055	\$11,995.35
IAG	INSUR.AUST FPO	5,800	\$4.360	\$25,288.00
IFL	INSIGNIA FPO	37,000	\$2.690	\$99,530.00
IVC	INVOCARE FPO	3,910	\$10.460	\$40,898.60
NAB	NAT. BANK FPO	5,604	\$27.390	\$153,493.56
ORI	ORICA FPO	1,400	\$15.770	\$22,078.00
SUN	SUNCORP FPO	3,982	\$10.980	\$43,722.36
TAH	TABCORP FPO	16,255	\$1.065	\$17,311.58
TLC	LOTTERY FPO	16,255	\$4.520	\$73,472.60
TLS	TELSTRA FPO	21,900	\$3.850	\$84,315.00
WBC	WESTPAC FPO	6,400	\$19.500	\$124,800.00
WDS	WOODSIDE FPO	341	\$31.840	\$10,857.44
WOW	WOOLWORTHS FPO	1,217	\$35.600	\$43,325.20
			Sub total	\$1,230,714.15

Holdings valuation at 30 Jun 2023

\$1,299,837.51

While every effort has been made to provide you with an accurate statement, we give no warranty of accuracy or reliability and take no responsibility for any errors or omissions including negligence by any officers, employees or agents. We encourage you to confirm the information, holdings and valuations contained herein. Information contained in the report may only relate to the period since you commenced our service.



Holdings valuation (continued)

01 Jul 2022 - 30 Jun 2023

Equities

ASX code	Description	Quantity	Price	Value
ABC	ADEL BRTN FPO	10,700	\$2.390	\$25,573.00
AGL	AGL ENERGY FPO	2,140	\$10.810	\$23,133.40
ANZ	ANZ GROUP FPO	2,667	\$23.710	\$63,234.57
ASX	ASX FPO	1,310	\$63.000	\$82,530.00
BHP	BHP GROUP FPO	1,890	\$44.990	\$85,031.10
BXB	BRAMB LTD FPO	1,700	\$14.410	\$24,497.00
CLW	CHTR H LWR STAPLED	5,000	\$4.010	\$20,050.00
COL	COLESGROUP FPO	3,000	\$18.420	\$55,260.00
CSR	CSR FPO	22,700	\$5.190	\$117,813.00
ELD	ELDERS FPO	2,299	\$6.580	\$15,127.42
HLS	HEALIUS FPO	6,000	\$3.180	\$19,080.00
IAG	INSUR.AUST FPO	5,800	\$5.700	\$33,060.00
IFL	INSIGNIA FPO	30,000	\$2.820	\$84,600.00
IVC	INVOCARE FPO	3,910	\$12.590	\$49,226.90
NAB	NAT. BANK FPO	5,604	\$26.370	\$147,777.48
ORI	ORICA FPO	1,400	\$14.830	\$20,762.00
SUN	SUNCORP FPO	3,982	\$13.490	\$53,717.18
TAH	TABCORP FPO	16,255	\$1.110	\$18,043.05
TLC	LOTTERY FPO	12,000	\$5.130	\$61,560.00
TLS	TELSTRA FPO	21,900	\$4.300	\$94,170.00
WBC	WESTPAC FPO	6,400	\$21.340	\$136,576.00
WDS	WOODSIDE FPO	600	\$34.440	\$20,664.00
WOW	WOOLWORTHS FPO	1,217	\$39.730	\$48,351.41
			Sub total	\$1,299,837.51

While every effort has been made to provide you with an accurate statement, we give no warranty of accuracy or reliability and take no responsibility for any errors or omissions including negligence by any officers, employees or agents. We encourage you to confirm the information, holdings and valuations contained herein. Information contained in the report may only relate to the period since you commenced our service.

Holdings valuation (continued)

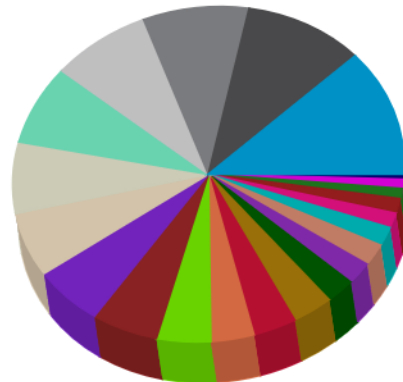
01 Jul 2022 - 30 Jun 2023

Holdings valuation at 1 Jul 2022

\$1,230,714.15

Holdings composition 1 Jul 2022

NAB 12.47%	COL 5.60%	ORI 1.79%
WBC 10.14%	ANZ 4.48%	AGL 1.43%
ASX 8.70%	SUN 3.55%	TAH 1.41%
IFL 8.09%	WOW 3.52%	GEM 0.97%
CSR 7.49%	IVC 3.32%	WDS 0.88%
TLS 6.85%	ELD 2.35%	AMP 0.48%
BHP 6.33%	ABC 2.10%	
TLC 5.97%	IAG 2.05%	

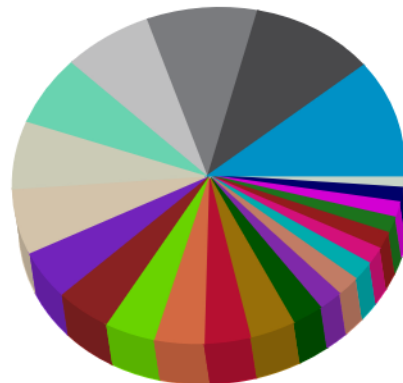


Holdings valuation at 30 Jun 2023

\$1,299,837.51

Holdings composition 30 Jun 2023

NAB 11.37%	TLC 4.74%	AGL 1.78%
WBC 10.51%	COL 4.25%	ORI 1.60%
CSR 9.06%	SUN 4.13%	WDS 1.59%
TLS 7.24%	IVC 3.79%	CLW 1.54%
BHP 6.54%	WOW 3.72%	HLS 1.47%
IFL 6.51%	IAG 2.54%	TAH 1.39%
ASX 6.35%	ABC 1.97%	ELD 1.16%
ANZ 4.86%	BXB 1.88%	



While every effort has been made to provide you with an accurate statement, we give no warranty of accuracy or reliability and take no responsibility for any errors or omissions including negligence by any officers, employees or agents. We encourage you to confirm the information, holdings and valuations contained herein. Information contained in the report may only relate to the period since you commenced our service.

Transaction summary

01 Jul 2022 - 30 Jun 2023

Equities

AMP

AMP LIMITED ORDINARY

Date	Type	Action	Quantity	Unit price	Trade value	Brokerage	Other fees	GST	Total value
03/09/2021	In	Transfer	6,250	\$3.2000	\$20,000.00	\$0.00	\$0.00	\$0.00	\$20,000.00
18/08/2022	Sell	S22483818	(6,250)	\$1.1250	(\$7,031.25)	\$100.00	\$0.00	\$10.00	(\$6,921.25)
Sub total			0						

ANZ

ANZ GROUP HOLDINGS ORDINARY

Date	Type	Action	Quantity	Unit price	Trade value	Brokerage	Other fees	GST	Total value
03/09/2021	In	Transfer	1,525	\$24.0355	\$36,654.20	\$0.00	\$0.00	\$0.00	\$36,654.20
08/04/2022	Buy	B22030878	975	\$27.3000	\$26,617.50	\$266.18	\$0.00	\$26.62	\$26,910.30
24/08/2022	In	Transfer	167	\$18.9000	\$3,156.30	\$0.00	\$0.00	\$0.00	\$3,156.30
Sub total			2,667						

ANZR

ANZ BANKING GRP LTD RTS08AUG22 FORUS

Date	Type	Action	Quantity	Unit price	Trade value	Brokerage	Other fees	GST	Total value
22/07/2022	In	Transfer	167	\$0.0000	\$0.00	\$0.00	\$0.00	\$0.00	\$0.00
08/08/2022	Out	Transfer	(167)	\$0.0000	(\$0.00)	\$0.00	\$0.00	\$0.00	(\$0.00)
Sub total			0						

BXB

BRAMBLES LIMITED ORDINARY

Date	Type	Action	Quantity	Unit price	Trade value	Brokerage	Other fees	GST	Total value
18/08/2022	Buy	B22487232	1,700	\$12.7800	\$21,726.00	\$217.26	\$0.00	\$21.73	\$21,964.99
Sub total			1,700						

CLW

CHTR H LWR UNITS STAPLED

Date	Type	Action	Quantity	Unit price	Trade value	Brokerage	Other fees	GST	Total value
------	------	--------	----------	------------	-------------	-----------	------------	-----	-------------

While every effort has been made to provide you with an accurate statement, we give no warranty of accuracy or reliability and take no responsibility for any errors or omissions including negligence by any officers, employees or agents. We encourage you to confirm the information, holdings and valuations contained herein. Information contained in the report may only relate to the period since you commenced our service.

Transaction summary (continued)

01 Jul 2022 - 30 Jun 2023

18/08/2022	Buy	B22484787	5,000	\$4.4299	\$22,149.50	\$221.50	\$0.00	\$22.15	\$22,393.15
Sub total			5,000						

COL COLES GROUP ORDINARY

Date	Type	Action	Quantity	Unit price	Trade value	Brokerage	Other fees	GST	Total value
03/09/2021	In	Transfer	3,870	\$12.9489	\$50,112.20	\$0.00	\$0.00	\$0.00	\$50,112.20
18/08/2022	Sell	S22483783	(870)	\$19.3727	(\$16,854.29)	\$168.54	\$0.00	\$16.85	(\$16,668.90)
Sub total			3,000						

GEM G8 EDUCATION LIMITED ORDINARY

Date	Type	Action	Quantity	Unit price	Trade value	Brokerage	Other fees	GST	Total value
03/09/2021	In	Transfer	11,370	\$3.5183	\$40,002.85	\$0.00	\$0.00	\$0.00	\$40,002.85
18/08/2022	Sell	S22485050	(11,370)	\$0.9875	(\$11,227.87)	\$112.28	\$0.00	\$11.23	(\$11,104.36)
Sub total			0						

HLS HEALIUS ORDINARY

Date	Type	Action	Quantity	Unit price	Trade value	Brokerage	Other fees	GST	Total value
18/08/2022	Buy	B22485094	6,000	\$3.8200	\$22,920.00	\$229.20	\$0.00	\$22.92	\$23,172.12
Sub total			6,000						

IFL INSIGNIA FINANCIAL ORDINARY

Date	Type	Action	Quantity	Unit price	Trade value	Brokerage	Other fees	GST	Total value
03/09/2021	In	Transfer	29,800	\$5.4005	\$160,934.37	\$0.00	\$0.00	\$0.00	\$160,934.37
08/04/2022	Buy	B22030895	7,200	\$3.6800	\$26,496.00	\$264.96	\$0.00	\$26.50	\$26,787.46
18/08/2022	Sell	S22483826	(7,000)	\$3.3000	(\$23,100.00)	\$231.00	\$0.00	\$23.10	(\$22,845.90)
Sub total			30,000						

While every effort has been made to provide you with an accurate statement, we give no warranty of accuracy or reliability and take no responsibility for any errors or omissions including negligence by any officers, employees or agents. We encourage you to confirm the information, holdings and valuations contained herein. Information contained in the report may only relate to the period since you commenced our service.

Transaction summary (continued)

01 Jul 2022 - 30 Jun 2023



TLC THE LOTTERY CORP ORDINARY

Date	Type	Action	Quantity	Unit price	Trade value	Brokerage	Other fees	GST	Total value
01/06/2022	In	Transfer	16,255	\$3.3781	\$54,910.60	\$0.00	\$0.00	\$0.00	\$54,910.60
18/08/2022	Sell	S22483840	(4,255)	\$4.5200	(\$19,232.60)	\$192.33	\$0.00	\$19.23	(\$19,021.04)
Sub total			12,000						

WDS WOODSIDE ENERGY ORDINARY

Date	Type	Action	Quantity	Unit price	Trade value	Brokerage	Other fees	GST	Total value
01/06/2022	In	Transfer	341	\$29.7600	\$10,148.16	\$0.00	\$0.00	\$0.00	\$10,148.16
18/08/2022	Buy	B22484303	259	\$32.2000	\$8,339.80	\$100.00	\$0.00	\$10.00	\$8,449.80
Sub total			600						

Please note that the Transaction Date listed of any Off Market Transfers (Transfer) may not necessarily match the Date of Purchase listed on the Off Market transfer form.

While every effort has been made to provide you with an accurate statement, we give no warranty of accuracy or reliability and take no responsibility for any errors or omissions including negligence by any officers, employees or agents. We encourage you to confirm the information, holdings and valuations contained herein. Information contained in the report may only relate to the period since you commenced our service.



Brokerage & information services

01 Jul 2022 - 30 Jun 2023



August 2022	Amount	GST	Total
Brokerage and trail fees	\$1,572.11	\$157.21	\$1,729.32
Information services	\$0.00	\$0.00	\$0.00
	\$1,572.11	\$157.21	\$1,729.32

Brokerage total	\$1,572.11	\$157.21	\$1,729.32
Information services total	\$0.00	\$0.00	\$0.00

While every effort has been made to provide you with an accurate statement, we give no warranty of accuracy or reliability and take no responsibility for any errors or omissions including negligence by any officers, employees or agents. We encourage you to confirm the information, holdings and valuations contained herein. Information contained in the report may only relate to the period since you commenced our service.



Estimated dividends & distributions

01 Jul 2022 - 30 Jun 2023

ABC ADBRI LIMITED ORDINARY

Ex div. date	Payment date	Type	Div. amount	Franking %	Balance	Franking credit	Est. dividend
21/09/2022	05/10/2022	Interim	\$0.05	100.00%	10,700	\$229.29	\$535.00
Estimated sub total						\$229.29	\$535.00

AGL AGL ENERGY LIMITED. ORDINARY

Ex div. date	Payment date	Type	Div. amount	Franking %	Balance	Franking credit	Est. dividend
01/09/2022	27/09/2022	Final	\$0.10	0.00%	2,140	\$0.00	\$214.00
22/02/2023	24/03/2023	Interim	\$0.08	0.00%	2,140	\$0.00	\$171.20
Estimated sub total						\$0.00	\$385.20

ANZ ANZ GROUP HOLDINGS ORDINARY

Ex div. date	Payment date	Type	Div. amount	Franking %	Balance	Franking credit	Est. dividend
09/05/2022	01/07/2022	Interim	\$0.72	100.00%	2,500	\$771.43	\$1,800.00
07/11/2022	15/12/2022	Final	\$0.74	100.00%	2,667	\$845.82	\$1,973.58
Estimated sub total						\$1,617.25	\$3,773.58

ASX ASX LIMITED ORDINARY

Ex div. date	Payment date	Type	Div. amount	Franking %	Balance	Franking credit	Est. dividend
08/09/2022	28/09/2022	Final	\$1.20	100.00%	1,310	\$673.71	\$1,572.00
09/03/2023	29/03/2023	Interim	\$1.162	100.00%	1,310	\$652.38	\$1,522.22
Estimated sub total						\$1,326.09	\$3,094.22

While every effort has been made to provide you with an accurate statement, we give no warranty of accuracy or reliability and take no responsibility for any errors or omissions including negligence by any officers, employees or agents. We encourage you to confirm the information, holdings and valuations contained herein. Information contained in the report may only relate to the period since you commenced our service.

Estimated dividends & distributions (continued)

01 Jul 2022 - 30 Jun 2023

BHP BHP GROUP LIMITED ORDINARY

Ex div. date	Payment date	Type	Div. amount	Franking %	Balance	Franking credit	Est. dividend
01/09/2022	22/09/2022	Final	\$2.551839	100.00%	1,890	\$2,066.99	\$4,822.98
09/03/2023	30/03/2023	Interim	\$1.363636	100.00%	1,890	\$1,104.55	\$2,577.27
Estimated sub total						\$3,171.54	\$7,400.25

BXB BRAMBLES LIMITED ORDINARY

Ex div. date	Payment date	Type	Div. amount	Franking %	Balance	Franking credit	Est. dividend
07/09/2022	13/10/2022	Final	\$0.1725	35.00%	1,700	\$43.99	\$293.25
08/03/2023	13/04/2023	Interim	\$0.1767	35.00%	1,700	\$45.06	\$300.39
Estimated sub total						\$89.05	\$593.64

CLW CHTR H LWR UNITS STAPLED

Ex div. date	Payment date	Type	Div. amount	Franking %	Balance	Franking credit	Est. dividend
29/09/2022	11/11/2022	Interim	\$0.07	0.00%	5,000	\$0.00	\$350.00
29/12/2022	14/02/2023	Interim	\$0.07	0.00%	5,000	\$0.00	\$350.00
30/03/2023	15/05/2023	Interim	\$0.07	0.00%	5,000	\$0.00	\$350.00
Estimated sub total						\$0.00	\$1,050.00

COL COLES GROUP ORDINARY

Ex div. date	Payment date	Type	Div. amount	Franking %	Balance	Franking credit	Est. dividend
02/09/2022	28/09/2022	Final	\$0.30	100.00%	3,000	\$385.71	\$900.00
02/03/2023	30/03/2023	Interim	\$0.36	100.00%	3,000	\$462.86	\$1,080.00
Estimated sub total						\$848.57	\$1,980.00

While every effort has been made to provide you with an accurate statement, we give no warranty of accuracy or reliability and take no responsibility for any errors or omissions including negligence by any officers, employees or agents. We encourage you to confirm the information, holdings and valuations contained herein. Information contained in the report may only relate to the period since you commenced our service.

Estimated dividends & distributions (continued)

01 Jul 2022 - 30 Jun 2023

CSR CSR LIMITED ORDINARY

Ex div. date	Payment date	Type	Div. amount	Franking %	Balance	Franking credit	Est. dividend
27/05/2022	01/07/2022	Final	\$0.18	100.00%	22,700	\$1,751.14	\$4,086.00
09/11/2022	09/12/2022	Interim	\$0.165	100.00%	22,700	\$1,605.21	\$3,745.50
Estimated sub total						\$3,356.35	\$7,831.50

ELD ELDERS LIMITED ORDINARY

Ex div. date	Payment date	Type	Div. amount	Franking %	Balance	Franking credit	Est. dividend
21/11/2022	16/12/2022	Final	\$0.28	30.00%	2,299	\$82.76	\$643.72
23/05/2023	22/06/2023	Interim	\$0.23	30.00%	2,299	\$67.98	\$528.77
Estimated sub total						\$150.74	\$1,172.49

HLS HEALIUS ORDINARY

Ex div. date	Payment date	Type	Div. amount	Franking %	Balance	Franking credit	Est. dividend
07/09/2022	21/09/2022	Final	\$0.06	100.00%	6,000	\$154.29	\$360.00
Estimated sub total						\$154.29	\$360.00

IAG INSURANCE AUSTRALIA ORDINARY

Ex div. date	Payment date	Type	Div. amount	Franking %	Balance	Franking credit	Est. dividend
18/08/2022	22/09/2022	Final	\$0.05	70.00%	5,800	\$87.00	\$290.00
16/02/2023	23/03/2023	Interim	\$0.06	30.00%	5,800	\$44.74	\$348.00
Estimated sub total						\$131.74	\$638.00

While every effort has been made to provide you with an accurate statement, we give no warranty of accuracy or reliability and take no responsibility for any errors or omissions including negligence by any officers, employees or agents. We encourage you to confirm the information, holdings and valuations contained herein. Information contained in the report may only relate to the period since you commenced our service.

Estimated dividends & distributions (continued)

01 Jul 2022 - 30 Jun 2023

IFL INSIGNIA FINANCIAL ORDINARY

Ex div. date	Payment date	Type	Div. amount	Franking %	Balance	Franking credit	Est. dividend
07/09/2022	29/09/2022	Final	\$0.118	100.00%	30,000	\$1,517.14	\$3,540.00
10/03/2023	03/04/2023	Interim	\$0.105	50.00%	30,000	\$675.00	\$3,150.00
Estimated sub total						\$2,192.14	\$6,690.00

IVC INVOCARE LIMITED ORDINARY

Ex div. date	Payment date	Type	Div. amount	Franking %	Balance	Franking credit	Est. dividend
01/09/2022	06/10/2022	Interim	\$0.135	100.00%	3,910	\$226.22	\$527.85
02/03/2023	06/04/2023	Final	\$0.11	100.00%	3,910	\$184.33	\$430.10
Estimated sub total						\$410.55	\$957.95

NAB NATIONAL AUST. BANK ORDINARY

Ex div. date	Payment date	Type	Div. amount	Franking %	Balance	Franking credit	Est. dividend
11/05/2022	05/07/2022	Interim	\$0.73	100.00%	5,604	\$1,753.25	\$4,090.92
15/11/2022	14/12/2022	Final	\$0.78	100.00%	5,604	\$1,873.34	\$4,371.12
Estimated sub total						\$3,626.59	\$8,462.04

ORI ORICA LIMITED ORDINARY

Ex div. date	Payment date	Type	Div. amount	Franking %	Balance	Franking credit	Est. dividend
31/05/2022	08/07/2022	Interim	\$0.13	0.00%	1,400	\$0.00	\$182.00
18/11/2022	22/12/2022	Final	\$0.22	0.00%	1,400	\$0.00	\$308.00
Estimated sub total						\$0.00	\$490.00

While every effort has been made to provide you with an accurate statement, we give no warranty of accuracy or reliability and take no responsibility for any errors or omissions including negligence by any officers, employees or agents. We encourage you to confirm the information, holdings and valuations contained herein. Information contained in the report may only relate to the period since you commenced our service.

Estimated dividends & distributions (continued)

01 Jul 2022 - 30 Jun 2023

SUN SUNCORP GROUP LTD ORDINARY

Ex div. date	Payment date	Type	Div. amount	Franking %	Balance	Franking credit	Est. dividend
12/08/2022	21/09/2022	Final	\$0.17	100.00%	3,982	\$290.12	\$676.94
14/02/2023	31/03/2023	Interim	\$0.33	100.00%	3,982	\$563.17	\$1,314.06
Estimated sub total						\$853.29	\$1,991.00

TAH TABCORP HOLDINGS LTD ORDINARY

Ex div. date	Payment date	Type	Div. amount	Franking %	Balance	Franking credit	Est. dividend
31/08/2022	23/09/2022	Final	\$0.065	100.00%	16,255	\$452.82	\$1,056.58
24/02/2023	21/03/2023	Interim	\$0.013	100.00%	16,255	\$90.56	\$211.32
Estimated sub total						\$543.38	\$1,267.90

TLC THE LOTTERY CORP ORDINARY

Ex div. date	Payment date	Type	Div. amount	Franking %	Balance	Franking credit	Est. dividend
01/03/2023	23/03/2023	Interim	\$0.09	100.00%	12,000	\$462.86	\$1,080.00
Estimated sub total						\$462.86	\$1,080.00

TLS TELSTRA GROUP ORDINARY

Ex div. date	Payment date	Type	Div. amount	Franking %	Balance	Franking credit	Est. dividend
24/08/2022	21/09/2022	Final	\$0.085	100.00%	21,900	\$797.79	\$1,861.50
01/03/2023	31/03/2023	Interim	\$0.085	100.00%	21,900	\$797.79	\$1,861.50
Estimated sub total						\$1,595.58	\$3,723.00

While every effort has been made to provide you with an accurate statement, we give no warranty of accuracy or reliability and take no responsibility for any errors or omissions including negligence by any officers, employees or agents. We encourage you to confirm the information, holdings and valuations contained herein. Information contained in the report may only relate to the period since you commenced our service.

Estimated dividends & distributions (continued)

01 Jul 2022 - 30 Jun 2023

WBC WESTPAC BANKING CORP ORDINARY

Ex div. date	Payment date	Type	Div. amount	Franking %	Balance	Franking credit	Est. dividend
17/11/2022	20/12/2022	Final	\$0.64	100.00%	6,400	\$1,755.43	\$4,096.00
11/05/2023	27/06/2023	Interim	\$0.70	100.00%	6,400	\$1,920.00	\$4,480.00
Estimated sub total						\$3,675.43	\$8,576.00

WDS WOODSIDE ENERGY ORDINARY

Ex div. date	Payment date	Type	Div. amount	Franking %	Balance	Franking credit	Est. dividend
08/09/2022	06/10/2022	Interim	\$1.59953	100.00%	600	\$411.31	\$959.72
08/03/2023	05/04/2023	Final	\$2.154399	100.00%	600	\$553.99	\$1,292.64
Estimated sub total						\$965.30	\$2,252.36

WOW WOOLWORTHS GROUP LTD ORDINARY

Ex div. date	Payment date	Type	Div. amount	Franking %	Balance	Franking credit	Est. dividend
31/08/2022	27/09/2022	Final	\$0.53	100.00%	1,217	\$276.43	\$645.01
02/03/2023	13/04/2023	Interim	\$0.46	100.00%	1,217	\$239.92	\$559.82
Estimated sub total						\$516.35	\$1,204.83

Estimated total **\$25,916.38** **\$65,508.96**

The information presented in this report is a general estimation and is intended as a guide for indicative purposes only. It is an extrapolation of our understanding of your holdings against publicly available dividend entitlement and payment information. It should not be considered a replacement for your own records. We encourage you to confirm the information and holdings represented here.

While every effort has been made to provide you with an accurate statement, we give no warranty of accuracy or reliability and take no responsibility for any errors or omissions including negligence by any officers, employees or agents. We encourage you to confirm the information, holdings and valuations contained herein. Information contained in the report may only relate to the period since you commenced our service.

Statton Advice

Statton Pty Ltd
ABN 97 642 297 434 | AFSL 526868

Statton Pty Ltd
Level 12, 4-6 Bligh Street
Sydney NSW 2000
PO Box H127
Australia Square NSW 1215
statton.com.au

**AMEROO SUPER PTY LTD <AMEROO SUPER
A/C>
21 ENGLEWOOD AVENUE
DUBBO NSW 2830**

Execution and Settlement Agent, Third Party Platform Pty Ltd, Level 30, One Farrer Place, Sydney NSW 2000
ABN# 74 121 227 905, AFSL# 314341, A Participant of the ASX Group and Trading Participant of Chi-X

Buy Order Instruction		Tax Invoice B22487232	
Order Number	103732914	Trade Date	18-Aug-22
Time/Date Created	18-Aug-22 12:27 PM AEST	As at Date	18-Aug-22
Order Creator	Todd Alexander Payne	Settlement Date	22-Aug-22
Time/Date Last Amended	18-Aug-22 03:46 PM AEST	Settlement	
Last Instruction	Buy 1,700 BXB @ \$12.78	Amount Payable	\$21,964.99
Current Status	Completed	Summary	Buy 1,700 BXB @ 12.780
Reference		Settlement Funding	MBL
			182512
			*****6641

A/C 23086305 - AMEROO SUPER PTY LTD <AMEROO SUPER A/C>

Buy Contract B22487232

We have bought for you:

ASX Code: BXB
Description BRAMBLES LIMITED ORDINARY FULLY PAID

Quantity	Basis of Quotation	Condition Code	Serial #	Price	Consideration
580			1030317641	\$12.78	\$7,412.40
1,120			1030317642	\$12.78	\$14,313.60
1,700				\$12.78	(average)

Trade Value	\$21,726.00
Brokerage	\$238.99
Amount Payable	\$21,964.99
Includes GST of:	\$21.73

Third Party Platform Pty Ltd is a Trading Participant of both ASX and Chi-X. Your order may have been executed on either or both markets of which Third Party Platform Pty Ltd is a Participant.

This confirmation is issued subject to (a) the directions, decisions and requirements of the Market Operator, the ASIC Market Integrity Rules, the Market Operating Rules, the ASX Clear Operating Rules and where relevant the ASX Settlement Operating Rules; (b) the customs and usages of the Market and (c) the correction of errors and omissions. If condition code is 'XT' or 'SA' then all or part of that transaction was crossed. Explanation of Basis of Quotation abbreviations can be obtained from http://www.asx.com.au/prices/status_notes.htm. All Market Transactions are executed and settled through our Execution and Settlement Agent. Where an inconsistency exists between an electronic message which has been sent in relation to one or more of the transactions which are reflected in this Confirmation, this Confirmation shall prevail to the extent of that inconsistency. If this confirmation does not correspond with your records, please call your advisor at the Licensee above within 48 hours of receipt.

Statton Advice

Statton Pty Ltd
ABN 97 642 297 434 | AFSL 526868

Statton Pty Ltd
Level 12, 4-6 Bligh Street
Sydney NSW 2000
PO Box H127
Australia Square NSW 1215
statton.com.au

**AMEROO SUPER PTY LTD <AMEROO SUPER
A/C>
21 ENGLEWOOD AVENUE
DUBBO NSW 2830**

Execution and Settlement Agent, Third Party Platform Pty Ltd, Level 30, One Farrer Place, Sydney NSW 2000
ABN# 74 121 227 905, AFSL# 314341, A Participant of the ASX Group and Trading Participant of Chi-X

Buy Order Instruction	
Order Number	103732103
Time/Date Created	18-Aug-22 11:39 AM AEST
Order Creator	Todd Alexander Payne
Time/Date Last Amended	18-Aug-22 11:39 AM AEST
Last Instruction	Buy 5,000 CLW @ \$4.43
Current Status	Completed
Reference	

Tax Invoice B22484787	
Trade Date	18-Aug-22
As at Date	18-Aug-22
Settlement Date	22-Aug-22

Settlement	
Amount Payable	\$22,393.15
Summary	Buy 5,000 CLW @ 4.430
Settlement Funding	MBL
	182512
	*****6641

A/C 23086305 - AMEROO SUPER PTY LTD <AMEROO SUPER A/C>

Buy Contract B22484787

We have bought for you:

ASX Code: CLW

Description CHARTER HALL LONG WALE REIT FULLY PAID UNITS STAPLED SECURITIES

Quantity	Basis of Quotation	Condition Code	Serial #	Price	Consideration
99			1020094571	\$4.425	\$438.07
1,796			1020094572	\$4.43	\$7,956.28
14			1020094573	\$4.43	\$62.02
10			1020094574	\$4.43	\$44.30
2			1020094575	\$4.43	\$8.86
43			1020094576	\$4.43	\$190.49
3,036			1020094577	\$4.43	\$13,449.48

Third Party Platform Pty Ltd is a Trading Participant of both ASX and Chi-X. Your order may have been executed on either or both markets of which Third Party Platform Pty Ltd is a Participant.

This confirmation is issued subject to (a) the directions, decisions and requirements of the Market Operator, the ASIC Market Integrity Rules, the Market Operating Rules, the ASX Clear Operating Rules and where relevant the ASX Settlement Operating Rules; (b) the customs and usages of the Market and (c) the correction of errors and omissions. If condition code is 'XT' or 'SA' then all or part of that transaction was crossed. Explanation of Basis of Quotation abbreviations can be obtained from http://www.asx.com.au/prices/status_notes.htm. All Market Transactions are executed and settled through our Execution and Settlement Agent. Where an inconsistency exists between an electronic message which has been sent in relation to one or more of the transactions which are reflected in this Confirmation, this Confirmation shall prevail to the extent of that inconsistency. If this confirmation does not correspond with your records, please call your advisor at the Licensee above within 48 hours of receipt.

Statton Advice

Statton Pty Ltd
ABN 97 642 297 434 | AFSL 526868

Statton Pty Ltd
Level 12, 4-6 Bligh Street
Sydney NSW 2000
PO Box H127
Australia Square NSW 1215
statton.com.au

**AMEROO SUPER PTY LTD <AMEROO SUPER
A/C>
21 ENGLEWOOD AVENUE
DUBBO NSW 2830**

Execution and Settlement Agent, Third Party Platform Pty Ltd, Level 30, One Farrer Place, Sydney NSW 2000
ABN# 74 121 227 905, AFSL# 314341, A Participant of the ASX Group and Trading Participant of Chi-X

Buy Order Instruction	
Order Number	103731973
Time/Date Created	18-Aug-22 11:34 AM AEST
Order Creator	Todd Alexander Payne
Time/Date Last Amended	18-Aug-22 12:02 PM AEST
Last Instruction	Buy 6,000 HLS @ \$3.82
Current Status	Completed
Reference	

Tax Invoice B22485094	
Trade Date	18-Aug-22
As at Date	18-Aug-22
Settlement Date	22-Aug-22

Settlement	
Amount Payable	\$23,172.12
Summary	Buy 6,000 HLS @ 3.820
Settlement Funding	MBL
	182512
	*****6641

A/C 23086305 - AMEROO SUPER PTY LTD <AMEROO SUPER A/C>

Buy Contract B22485094

We have bought for you:

ASX Code: HLS
Description HEALIUS LIMITED ORDINARY FULLY PAID

Quantity	Basis of Quotation	Condition Code	Serial #	Price	Consideration
1,317			1040242227	\$3.82	\$5,030.94
6			1040242228	\$3.82	\$22.92
295			1040242503	\$3.82	\$1,126.90
3,000			1040242788	\$3.82	\$11,460.00
1,382			1040242789	\$3.82	\$5,279.24
6,000				\$3.82	(average)

Trade Value	\$22,920.00
Brokerage	\$252.12
Amount Payable	\$23,172.12
Includes GST of:	\$22.92

Third Party Platform Pty Ltd is a Trading Participant of both ASX and Chi-X. Your order may have been executed on either or both markets of which Third Party Platform Pty Ltd is a Participant.

This confirmation is issued subject to (a) the directions, decisions and requirements of the Market Operator, the ASIC Market Integrity Rules, the Market Operating Rules, the ASX Clear Operating Rules and where relevant the ASX Settlement Operating Rules; (b) the customs and usages of the Market and (c) the correction of errors and omissions. If condition code is 'XT' or 'SA' then all or part of that transaction was crossed. Explanation of Basis of Quotation abbreviations can be obtained from http://www.asx.com.au/prices/status_notes.htm. All Market Transactions are executed and settled through our Execution and Settlement Agent. Where an inconsistency exists between an electronic message which has been sent in relation to one or more of the transactions which are reflected in this Confirmation, this Confirmation shall prevail to the extent of that inconsistency. If this confirmation does not correspond with your records, please call your advisor at the Licensee above within 48 hours of receipt.

Statton Advice

Statton Pty Ltd
ABN 97 642 297 434 | AFSL 526868

Statton Pty Ltd
Level 12, 4-6 Bligh Street
Sydney NSW 2000
PO Box H127
Australia Square NSW 1215
statton.com.au

**AMEROO SUPER PTY LTD <AMEROO SUPER
A/C>**
21 ENGLEWOOD AVENUE
DUBBO NSW 2830

Execution and Settlement Agent, Third Party Platform Pty Ltd, Level 30, One Farrer Place, Sydney NSW 2000
ABN# 74 121 227 905, AFSL# 314341, A Participant of the ASX Group and Trading Participant of Chi-X

Buy Order Instruction	
Order Number	103730844
Time/Date Created	18-Aug-22 10:59 AM AEST
Order Creator	Todd Alexander Payne
Time/Date Last Amended	18-Aug-22 11:00 AM AEST
Last Instruction	Buy 259 WDS @ \$32.20
Current Status	Completed
Reference	

Tax Invoice B22484303	
Trade Date	18-Aug-22
As at Date	18-Aug-22
Settlement Date	22-Aug-22
Settlement	
Amount Payable	\$8,449.80
Summary	Buy 259 WDS @ 32.200
Settlement Funding	MBL
	182512
	*****6641

A/C 23086305 - AMEROO SUPER PTY LTD <AMEROO SUPER A/C>

Buy Contract B22484303

We have bought for you:

ASX Code: WDS

Description WOODSIDE ENERGY GROUP LTD ORDINARY FULLY PAID

Quantity	Basis of Quotation	Condition Code	Serial #	Price	Consideration
53			1030084899	\$32.20	\$1,706.60
206			1030084900	\$32.20	\$6,633.20
259				\$32.20	(average)

Trade Value	\$8,339.80
Brokerage	\$110.00
Amount Payable	\$8,449.80
Includes GST of:	\$10.00

Third Party Platform Pty Ltd is a Trading Participant of both ASX and Chi-X. Your order may have been executed on either or both markets of which Third Party Platform Pty Ltd is a Participant.

This confirmation is issued subject to (a) the directions, decisions and requirements of the Market Operator, the ASIC Market Integrity Rules, the Market Operating Rules, the ASX Clear Operating Rules and where relevant the ASX Settlement Operating Rules; (b) the customs and usages of the Market and (c) the correction of errors and omissions. If condition code is 'XT' or 'SA' then all or part of that transaction was crossed. Explanation of Basis of Quotation abbreviations can be obtained from http://www.asx.com.au/prices/status_notes.htm. All Market Transactions are executed and settled through our Execution and Settlement Agent. Where an inconsistency exists between an electronic message which has been sent in relation to one or more of the transactions which are reflected in this Confirmation, this Confirmation shall prevail to the extent of that inconsistency. If this confirmation does not correspond with your records, please call your advisor at the Licensee above within 48 hours of receipt.

Statton Advice

Statton Pty Ltd
ABN 97 642 297 434 | AFSL 526868

Statton Pty Ltd
Level 12, 4-6 Bligh Street
Sydney NSW 2000
PO Box H127
Australia Square NSW 1215
statton.com.au

**AMEROO SUPER PTY LTD <AMEROO SUPER
A/C>
21 ENGLEWOOD AVENUE
DUBBO NSW 2830**

Execution and Settlement Agent, Third Party Platform Pty Ltd, Level 30, One Farrer Place, Sydney NSW 2000
ABN# 74 121 227 905, AFSL# 314341, A Participant of the ASX Group and Trading Participant of Chi-X

Sell Order Instruction

Order Number	103730141
Time/Date Created	18-Aug-22 10:33 AM AEST
Order Creator	Todd Alexander Payne
Time/Date Last Amended	18-Aug-22 10:33 AM AEST
Last Instruction	Sell 6,250 AMP @ \$1.125
Current Status	Completed
Reference	

Tax Invoice S22483818

Trade Date	18-Aug-22
As at Date	18-Aug-22
Settlement Date	22-Aug-22

Settlement

Amount Payable	\$6,921.25
Summary	Sell: 6,250 AMP @ 1.125
Settlement Funding	MBL
	182512
	****6641

A/C 23086305 - AMEROO SUPER PTY LTD <AMEROO SUPER A/C>

Sell Contract S22483818

We have sold for you:

ASX Code: AMP
Description AMP LIMITED ORDINARY FULLY PAID

Quantity	Basis of Quotation	Condition Code	Serial #	Price	Consideration
6,250			1020037423	\$1.125	\$7,031.25
6,250				\$1.125 (average)	

Trade Value	\$7,031.25
Brokerage	\$110.00
Net Proceeds	\$6,921.25
Includes GST of:	\$10.00

Third Party Platform Pty Ltd is a Trading Participant of both ASX and Chi-X. Your order may have been executed on either or both markets of which Third Party Platform Pty Ltd is a Participant.

This confirmation is issued subject to (a) the directions, decisions and requirements of the Market Operator, the ASIC Market Integrity Rules, the Market Operating Rules, the ASX Clear Operating Rules and where relevant the ASX Settlement Operating Rules; (b) the customs and usages of the Market and (c) the correction of errors and omissions. If condition code is 'XT' or 'SA' then all or part of that transaction was crossed. Explanation of Basis of Quotation abbreviations can be obtained from http://www.asx.com.au/prices/status_notes.htm. All Market Transactions are executed and settled through our Execution and Settlement Agent. Where an inconsistency exists between an electronic message which has been sent in relation to one or more of the transactions which are reflected in this Confirmation, this Confirmation shall prevail to the extent of that inconsistency. If this confirmation does not correspond with your records, please call your advisor at the Licensee above within 48 hours of receipt.

Statton Advice

Statton Pty Ltd
ABN 97 642 297 434 | AFSL 526868

Statton Pty Ltd
Level 12, 4-6 Bligh Street
Sydney NSW 2000
PO Box H127
Australia Square NSW 1215
statton.com.au

**AMEROO SUPER PTY LTD <AMEROO SUPER
A/C>
21 ENGLEWOOD AVENUE
DUBBO NSW 2830**

Execution and Settlement Agent, Third Party Platform Pty Ltd, Level 30, One Farrer Place, Sydney NSW 2000
ABN# 74 121 227 905, AFSL# 314341, A Participant of the ASX Group and Trading Participant of Chi-X

Sell Order Instruction	
Order Number	103730075
Time/Date Created	18-Aug-22 10:32 AM AEST
Order Creator	Todd Alexander Payne
Time/Date Last Amended	18-Aug-22 10:32 AM AEST
Last Instruction	Sell 870 COL @ \$19.37
Current Status	Completed
Reference	

Tax Invoice S22483783	
Trade Date	18-Aug-22
As at Date	18-Aug-22
Settlement Date	22-Aug-22

Settlement	
Amount Payable	\$16,668.90
Summary	Sell 870 COL @ 19.373
Settlement Funding	MBL
	182512
	****6641

A/C 23086305 - AMEROO SUPER PTY LTD <AMEROO SUPER A/C>

Sell Contract S22483783

We have sold for you:

ASX Code: COL
Description: COLES GROUP LIMITED. ORDINARY FULLY PAID

Quantity	Basis of Quotation	Condition Code	Serial #	Price	Consideration
19			1040074943	\$19.375	\$368.12
461			1040074944	\$19.375	\$8,931.87
390			1040074945	\$19.37	\$7,554.30
870				\$19.373	(average)

Trade Value	\$16,854.29
Brokerage	\$185.39
Net Proceeds	\$16,668.90
Includes GST of:	\$16.85

Third Party Platform Pty Ltd is a Trading Participant of both ASX and Chi-X. Your order may have been executed on either or both markets of which Third Party Platform Pty Ltd is a Participant.

This confirmation is issued subject to (a) the directions, decisions and requirements of the Market Operator, the ASX Market Integrity Rules, the Market Operating Rules, the ASX Clear Operating Rules and where relevant the ASX Settlement Operating Rules; (b) the customs and usages of the Market and (c) the correction of errors and omissions. If condition code is 'XT' or 'SA' then all or part of that transaction was crossed. Explanation of Basis of Quotation abbreviations can be obtained from http://www.asx.com.au/prices/status_notes.htm. All Market Transactions are executed and settled through our Execution and Settlement Agent. Where an inconsistency exists between an electronic message which has been sent in relation to one or more of the transactions which are reflected in this Confirmation, this Confirmation shall prevail to the extent of that inconsistency. If this confirmation does not correspond with your records, please call your advisor at the Licensee above within 48 hours of receipt.

Statton Advice

Statton Pty Ltd
ABN 97 642 297 434 | AFSL 526868

Statton Pty Ltd
Level 12, 4-6 Blich Street
Sydney NSW 2000
PO Box H127
Australia Square NSW 1215
statton.com.au

**AMEROO SUPER PTY LTD <AMEROO SUPER
A/C>
21 ENGLEWOOD AVENUE
DUBBO NSW 2830**

Execution and Settlement Agent, Third Party Platform Pty Ltd, Level 30, One Farrer Place, Sydney NSW 2000
ABN# 74 121 227 905, AFSL# 314341, A Participant of the ASX Group and Trading Participant of Chi-X

Sell Order Instruction	
Order Number	103730163
Time/Date Created	18-Aug-22 10:34 AM AEST
Order Creator	Todd Alexander Payne
Time/Date Last Amended	18-Aug-22 10:34 AM AEST
Last Instruction	Sell 7,000 IFL @ \$3.30
Current Status	Completed
Reference	

Tax Invoice S22483826	
Trade Date	18-Aug-22
As at Date	18-Aug-22
Settlement Date	22-Aug-22

Settlement	
Amount Payable	\$22,845.90
Summary	Sell 7,000 IFL @ 3.300
Settlement Funding	MBL 182512 *****6641

A/C 23086305 - AMEROO SUPER PTY LTD <AMEROO SUPER A/C>

Sell Contract S22483826

We have sold for you:

ASX Code: IFL
Description: INSIGNIA FINANCIAL LTD ORDINARY FULLY PAID

Quantity	Basis of Quotation	Condition Code	Serial #	Price	Consideration
636			1020037821	\$3.30	\$2,098.80
323			1020037822	\$3.30	\$1,065.90
181			1020037823	\$3.30	\$597.30
718			1020037824	\$3.30	\$2,369.40
156			1020037825	\$3.30	\$514.80
1,210			1020037826	\$3.30	\$3,993.00
3,776			1020037827	\$3.30	\$12,460.80

Third Party Platform Pty Ltd is a Trading Participant of both ASX and Chi-X. Your order may have been executed on either or both markets of which Third Party Platform Pty Ltd is a Participant.

This confirmation is issued subject to (a) the directions, decisions and requirements of the Market Operator, the ASIC Market Integrity Rules, the Market Operating Rules, the ASX Clear Operating Rules and where relevant the ASX Settlement Operating Rules; (b) the customs and usages of the Market and (c) the correction of errors and omissions. If condition code is 'XT' or 'SA' then all or part of that transaction was crossed. Explanation of Basis of Quotation abbreviations can be obtained from http://www.asx.com.au/prices/status_notes.htm. All Market Transactions are executed and settled through our Execution and Settlement Agent. Where an inconsistency exists between an electronic message which has been sent in relation to one or more of the transactions which are reflected in this Confirmation, this Confirmation shall prevail to the extent of that inconsistency. If this confirmation does not correspond with your records, please call your advisor at the Licensee above within 48 hours of receipt.

Statton Advice

Statton Pty Ltd
ABN 97 642 297 434 | AFSL 526868

Statton Pty Ltd
Level 12, 4-6 Bligh Street
Sydney NSW 2000
PO Box H127
Australia Square NSW 1215
statton.com.au

**AMEROO SUPER PTY LTD <AMEROO SUPER
A/C>
21 ENGLEWOOD AVENUE
DUBBO NSW 2830**

Execution and Settlement Agent, Third Party Platform Pty Ltd, Level 30, One Farrer Place, Sydney NSW 2000
ABN# 74 121 227 905, AFSL# 314341, A Participant of the ASX Group and Trading Participant of Chi-X

Sell Order Instruction	
Order Number:	103730112
Time/Date Created:	18-Aug-22 10:33 AM AEST
Order Creator:	Todd Alexander Payne
Time/Date Last Amended:	18-Aug-22 12:01 PM AEST
Last Instruction:	Sell 11,370 GEM @ \$0.985
Current Status:	Completed
Reference:	

Tax Invoice S22485050	
Trade Date:	18-Aug-22
As at Date:	18-Aug-22
Settlement Date:	22-Aug-22

Settlement	
Amount Payable:	\$11,104.36
Summary:	Sell 11,370 GEM @ 0.987
Settlement Funding:	MBL
	182512
	****6641

A/C 23086305 - AMEROO SUPER PTY LTD <AMEROO SUPER A/C>

Sell Contract S22485050

We have sold for you:

ASX Code: GEM
Description: G8 EDUCATION LIMITED ORDINARY FULLY PAID

Quantity	Basis of Quotation	Condition Code	Serial #	Price	Consideration
11,370			1040236761	\$0.985	\$11,227.87
11,370				\$0.987	(average)

Trade Value	\$11,227.87
Brokerage	\$123.51
Net Proceeds	\$11,104.36
<i>Includes GST of:</i>	\$11.23

Third Party Platform Pty Ltd is a Trading Participant of both ASX and Chi-X. Your order may have been executed on either or both markets of which Third Party Platform Pty Ltd is a Participant.

This confirmation is issued subject to (a) the directions, decisions and requirements of the Market Operator, the ASX Market Integrity Rules, the Market Operating Rules, the ASX Clear Operating Rules and where relevant the ASX Settlement Operating Rules; (b) the customs and usages of the Market and (c) the correction of errors and omissions. If condition code is 'XT' or 'SA' then all or part of that transaction was crossed. Explanation of Basis of Quotation abbreviations can be obtained from http://www.asx.com.au/prices/status_notes.htm. All Market Transactions are executed and settled through our Execution and Settlement Agent. Where an inconsistency exists between an electronic message which has been sent in relation to one or more of the transactions which are reflected in this Confirmation, this Confirmation shall prevail to the extent of that inconsistency. If this confirmation does not correspond with your records, please call your advisor at the Licensee above within 48 hours of receipt.

Statton Advice

Statton Pty Ltd
ABN 97 642 297 434 | AFSL 526868

Statton Pty Ltd
Level 12, 4-6 Bligh Street
Sydney NSW 2000
PO Box H127
Australia Square NSW 1215
statton.com.au

**AMEROO SUPER PTY LTD <AMEROO SUPER
A/C>
21 ENGLEWOOD AVENUE
DUBBO NSW 2830**

Execution and Settlement Agent, Third Party Platform Pty Ltd, Level 30, One Farrer Place, Sydney NSW 2000
ABN# 74 121 227 905, AFSL# 314341, A Participant of the ASX Group and Trading Participant of Chi-X

Sell Order Instruction

Order Number: 103730184
Time/Date Created: 18-Aug-22 10:34 AM AEST
Order Creator: Todd Alexander Payne
Time/Date Last Amended: 18-Aug-22 10:34 AM AEST
Last Instruction: Sell 4,255 TLC @ \$4.52
Current Status: Completed
Reference:

Tax Invoice S22483840

Trade Date: 18-Aug-22
As at Date: 18-Aug-22
Settlement Date: 22-Aug-22

Settlement

Amount Payable: \$19,021.04
Summary: Sell 4,255 TLC @ 4.520
Settlement Funding: MBL
182512
****6641

A/C 23086305 - AMEROO SUPER PTY LTD <AMEROO SUPER A/C>

Sell Contract S22483840

We have sold for you:

ASX Code: TLC
Description: THE LOTTERY CORPORATION LIMITED ORDINARY FULLY PAID

Quantity	Basis of Quotation	Condition Code	Serial #	Price	Consideration
4,255			1030058065	\$4.52	\$19,232.60
4,255				\$4.52	(average)

Trade Value: \$19,232.60
Brokerage: \$211.56
Net Proceeds: \$19,021.04
Includes GST of: \$19.23

Third Party Platform Pty Ltd is a Trading Participant of both ASX and Chi-X. Your order may have been executed in either or both markets of which Third Party Platform Pty Ltd is a Participant.

This confirmation is issued subject to (a) the directions, decisions and requirements of the Market Operator, the ASIC Market Integrity Rules, the Market Operating Rules, the ASX Clear Operating Rules and where relevant the ASX Settlement Operating Rules; (b) the customs and usages of the Market and (c) the correction of errors and omissions. If condition code is 'XT' or 'SA' then all or part of that transaction was crossed. Explanation of Basis of Quotation abbreviations can be obtained from http://www.asx.com.au/prices/status_notes.htm. All Market Transactions are executed and settled through our Execution and Settlement Agent. Where an inconsistency exists between an electronic message which has been sent in relation to one or more of the transactions which are reflected in this Confirmation, this Confirmation shall prevail to the extent of that inconsistency. If this confirmation does not correspond with your records, please call your advisor at the Licensee above within 48 hours of receipt.

25000 - Interest Received

2023 Financial Year

Preparer Rhonda Wilkinson

Reviewer John Curley

Status Completed

Account Code	Description	CY Balance	LY Balance	Change
MacqCMA963646641	Macq CMA 6641	(\$1,336.93)	(\$1.59)	83983.65%
TOTAL		CY Balance	LY Balance	
		(\$1,336.93)	(\$1.59)	

Supporting Documents

- Interest Reconciliation Report [Report](#)
- MCMA Interest 2023.pdf

Standard Checklist

- Attach Interest Reconciliation Report
- Ensure all interest has been recorded from Bank Statements
- Review Statements to ensure all TFN withheld has been input

Ameroo Super Interest Reconciliation Report

For The Period 01 July 2022 - 30 June 2023

Date	Payment Amount	Gross Interest	TFN Withheld	Foreign Income	Foreign Credits
Bank Accounts					
MacqCMA963646641 Macq CMA 6641					
29/07/2022	10.33	10.33			
31/08/2022	24.10	24.10			
30/09/2022	36.84	36.84			
31/10/2022	87.36	87.36			
30/11/2022	95.10	95.10			
30/12/2022	94.73	94.73			
31/01/2023	120.50	120.50			
28/02/2023	114.46	114.46			
31/03/2023	142.14	142.14			
28/04/2023	165.04	165.04			
31/05/2023	218.49	218.49			
30/06/2023	227.84	227.84			
	1,336.93	1,336.93			
	1,336.93	1,336.93			
TOTAL	1,336.93	1,336.93			

Tax Return Reconciliation

	Totals	Tax Return Label
Gross Interest	1,336.93	11C

Macquarie Bank Limited

ABN 46 008 583 542 | AFS Licence Number 237502

Macquarie Banking and Financial Services Group, a Member of the Macquarie Group

Office address

1 Shelley Street, Sydney NSW 2000

Client service

1800 806 310
transact@macquarie.com

Postal address

GPO Box 2520, Sydney NSW 2001

Financial services professionals

1800 808 508
adviser@macquarie.com

Offices also in Melbourne, Brisbane, Perth and Adelaide.

Fax 1800 550 140

Visit us online at macquarie.com.au

AMEROO SUPER PTY LTD ATF
21 ENGLEWOOD AVENUE, DUBBO, NSW 2830



21 August 2023

BSB: 182-512

Account Number: 000963646641

Account Name:

AMEROO SUPER PTY LTD ATF
AMEROO SUPER

Account open date: 02 September 2015

The following balances and interest details are provided for the above account for the 2022 - 2023 financial year:

Account balance as at 30/06/2023	\$116,591.90
Gross income paid during 2022 - 2023 financial year	\$1,336.93

If you would like any further information regarding the above, please contact your financial services professional or Macquarie on **1800 806 310**.

This information has been prepared by Macquarie Bank Limited ABN 46 008 583 542 for general information purposes only, without taking into account any potential investors' personal objectives financial situations or needs. Before acting on this general information, you must consider its appropriateness having regard to your own objectives, financial situations and needs. All potential investors should obtain financial, legal and taxation information before making any decision regarding a particular financial product.

28000 - Property Income

2023 Financial Year

Preparer Rhonda Wilkinson

Reviewer John Curley

Status Completed

Account Code	Description	CY Balance	LY Balance	Change
PROP12Lilly	1 & 2/12 Lillydale Terrace, Dubbo NSW 2830	(\$46,888.57)	(\$42,561.43)	10.17%
PropRent	303/1 Marlin Parade, Cairns QLD 4870	(\$26,000.00)	(\$24,518.58)	6.04%
TOTAL		CY Balance	LY Balance	
		(\$72,888.57)	(\$67,080.01)	

Supporting Documents

- General Ledger [Report](#)
- LJ Hooker Cairns Rental Statements 2023.pdf
- Platinum Real Estate Rental Statements 2023.pdf
- Dubbo Real Estate Rental Statements 2023.pdf

Standard Checklist

- Attach all source documentation e.g. Rental Statements, Lease Statements
- Attach Rental Property Statement Report

Ameroo Super General Ledger

As at 30 June 2023

Transaction Date	Description	Units	Debit	Credit	Balance \$
Property Income (28000)					
<u>1 & 2/12 Lillydale Terrace, Dubbo NSW 2830 (PROP12Lilly)</u>					
28/07/2022	Dubbo Real Estat RENT PAYMENT 50			2,150.00	2,150.00 CR
29/07/2022	REMITTER PPGDUBBO 50			1,680.00	3,830.00 CR
29/08/2022	Dubbo Real Estat RENT PAYMENT 50			1,720.00	5,550.00 CR
31/08/2022	REMITTER PPGDUBBO 50			1,680.00	7,230.00 CR
28/09/2022	Dubbo Real Estat RENT PAYMENT 50			2,150.00	9,380.00 CR
30/09/2022	REMITTER PPGDUBBO 50			1,680.00	11,060.00 CR
28/10/2022	Dubbo Real Estat RENT PAYMENT 50			1,720.00	12,780.00 CR
31/10/2022	REMITTER PPGDUBBO 50			3,060.00	15,840.00 CR
28/11/2022	Dubbo Real Estat RENT PAYMENT 50			1,720.00	17,560.00 CR
22/12/2022	Dubbo Real Estat RENT PAYMENT 50			1,720.00	19,280.00 CR
28/12/2022	REMITTER PPGDUBBO 50			2,520.00	21,800.00 CR
27/01/2023	Dubbo Real Estat RENT PAYMENT 50			2,150.00	23,950.00 CR
31/01/2023	REMITTER PPGDUBBO 50			2,640.00	26,590.00 CR
28/02/2023	REMITTER PPGDUBBO 50			1,358.57	27,948.57 CR
28/02/2023	Dubbo Real Estat RENT PAYMENT 50			2,380.00	30,328.57 CR
28/03/2023	Dubbo Real Estat RENT PAYMENT 50			1,880.00	32,208.57 CR
31/03/2023	REMITTER PPGDUBBO 50			1,800.00	34,008.57 CR
28/04/2023	REMITTER PPGDUBBO 50			2,250.00	36,258.57 CR
28/04/2023	Dubbo Real Estat RENT PAYMENT 50			2,350.00	38,608.57 CR
29/05/2023	Dubbo Real Estat RENT PAYMENT 50			1,880.00	40,488.57 CR
31/05/2023	REMITTER PPGDUBBO 50			1,735.71	42,224.28 CR
28/06/2023	Dubbo Real Estat RENT PAYMENT 50			2,350.00	44,574.28 CR
30/06/2023	REMITTER PPGDUBBO 50			2,314.29	46,888.57 CR
				46,888.57	46,888.57 CR
<u>303/1 Marlin Parade, Cairns QLD 4870 (PropRent)</u>					
29/07/2022	Gilcorp Pty Ltd LJ Hooker 50			2,000.00	2,000.00 CR
31/08/2022	Gilcorp Pty Ltd LJ Hooker 50			2,000.00	4,000.00 CR
30/09/2022	Gilcorp Pty Ltd LJ Hooker 50			2,000.00	6,000.00 CR
31/10/2022	Gilcorp Pty Ltd LJ Hooker 50			2,000.00	8,000.00 CR
30/11/2022	Gilcorp Pty Ltd LJ Hooker 50			3,000.00	11,000.00 CR
03/01/2023	Gilcorp Pty Ltd LJ Hooker 50			2,000.00	13,000.00 CR
31/01/2023	Gilcorp Pty Ltd LJ Hooker 50			2,000.00	15,000.00 CR
28/02/2023	Gilcorp Pty Ltd LJ Hooker 50			2,000.00	17,000.00 CR
31/03/2023	Gilcorp Pty Ltd LJ Hooker 50			2,000.00	19,000.00 CR
01/05/2023	Gilcorp Pty Ltd LJ Hooker 50			2,000.00	21,000.00 CR
31/05/2023	Gilcorp Pty Ltd LJ Hooker 50			3,000.00	24,000.00 CR
30/06/2023	Gilcorp Pty Ltd LJ Hooker 50			2,000.00	26,000.00 CR
				26,000.00	26,000.00 CR
Total Debits:	0.00				
Total Credits:	72,888.57				



Income & Expenditure Summary

Ameroo Super Pty Ltd
21 Englewood Avenue
Dubbo NSW 2830

Date 1/07/2022 to 30/06/2023

From Statement: 21 (28/06/2022)
To Statement: 32 (28/06/2023)

Ameroo Super Pty Ltd (ID: 2422)

	Jul	Aug	Sep	Oct	Nov	Dec	Jan	Feb	Mar	Apr	May	Jun	Total
													OPENING BALANCE: 50.00
Owner Contributions	0.00	0.00	0.00	0.00	0.00	0.00	0.00	0.00	0.00	0.00	0.00	0.00	0.00

Residential Properties

2/12 Lilydale Terrace, Dubbo, NSW 2830

Property Income

Residential Rent

	2150.00	1720.00	2150.00	1720.00	1720.00	1720.00	2150.00	2380.00	1880.00	2350.00	1880.00	2350.00	24170.00
													\$24,170.00
													(GST Total: \$0.00)

Property Expenses

Electrical (GST Inclusive)

	0.00	0.00	0.00	0.00	0.00	0.00	0.00	335.00	0.00	0.00	0.00	0.00	335.00
--	------	------	------	------	------	------	------	--------	------	------	------	------	--------

Lease Renewal (GST Inclusive)

	0.00	0.00	0.00	0.00	0.00	0.00	0.00	117.50	0.00	0.00	0.00	0.00	117.50
--	------	------	------	------	------	------	------	--------	------	------	------	------	--------

Plumbing (GST Inclusive)

	0.00	0.00	0.00	0.00	0.00	0.00	0.00	0.00	0.00	0.00	0.00	250.36	250.36
--	------	------	------	------	------	------	------	------	------	------	------	--------	--------

Residential Management Fee (GST Inclusive)

	118.25	94.60	118.25	94.60	94.60	94.60	118.25	130.90	103.40	129.25	103.40	129.25	1329.35
--	--------	-------	--------	-------	-------	-------	--------	--------	--------	--------	--------	--------	---------

\$2,032.21

(GST Total: \$184.75)

PROPERTY BALANCE: \$22,137.79

(GST Balance: -\$184.75)

Ownership Summary

Owner Income

\$0.00

Report shows all transactions reported on statements created within reporting period.





Income & Expenditure Summary

	Jul	Aug	Sep	Oct	Nov	Dec	Jan	Feb	Mar	Apr	May	Jun	Total
													<i>(GST Total: \$0.00)</i>
Owner Expenses													
Administration Fee (GST Inclusive)													
	31.60	6.60	6.60	6.60	6.60	6.60	6.60	6.60	6.60	6.60	6.60	6.60	104.20
													\$104.20
													<i>(GST Total: \$9.47)</i>
Owner Payments													
Ameroo Super Pty Ltd													
	2000.15	1618.80	2025.15	1618.80	1618.80	1618.80	2025.15	1790.00	1770.00	2214.15	1770.00	1963.79	22033.59
													\$22,033.59
													CLOSING BALANCE: \$0.00

Report shows all transactions reported on statements created within reporting period.





OWNERSHIP STATEMENT #21 - Ameroo Super Pty Ltd

Ameroo Super Pty Ltd
21 Englewood Avenue
Dubbo, NSW, 2830

STATEMENT PERIOD	28/06/2022 - 28/07/2022
OWNERSHIP ID:	2422
OPENING BALANCE:	\$0.00
CLOSING BALANCE:	\$0.00
OWNERSHIP PAYMENT:	\$2,000.15

TAX INVOICE

RENT INCOME SUMMARY FOR PERIOD

Property	Tenancy	Rent Period Amount	Paid From Paid To	Effective Date	Part Payment	PAID
2/12 Lilydale Terrace	Nikkita & Warren Baxter	\$430.00/W	08/07/22 - 11/08/22	11/08/22	\$0.00	\$2,150.00
Total rent for period					TOTAL	\$2,150.00

TOTAL FEES PAID/CREDITED IN PERIOD

Fee	GST Paid	MONEY OUT	MONEY IN
Administration Fee	\$2.87	\$31.60	
Residential Management Fee	\$10.75	\$118.25	
SUBTOTAL		\$149.85	\$0.00
Total fees paid in period		TOTAL	-\$149.85

OWNERSHIP PAYMENTS

Date	Description	MONEY OUT	MONEY IN
28/07/2022	EFT to account Ameroo Super Pty Ltd Macquarie Bank Limited (182-512 XXXX 6641)	\$2,000.15	
SUBTOTAL		\$2,000.15	\$0.00
Total ownership payments		TOTAL	-\$2,000.15

CLOSING (CARRIED FORWARD) BALANCE

TOTAL	\$0.00
--------------	---------------





OWNERSHIP STATEMENT #22 - Ameroo Super Pty Ltd

Ameroo Super Pty Ltd
21 Englewood Avenue
Dubbo, NSW, 2830

STATEMENT PERIOD 28/07/2022 - 29/08/2022
OWNERSHIP ID: 2422
OPENING BALANCE: \$0.00
CLOSING BALANCE: \$0.00
OWNERSHIP PAYMENT: **\$1,618.80**

TAX INVOICE

RENT INCOME SUMMARY FOR PERIOD

Property	Tenancy	Rent Period Amount	Paid From Paid To	Effective Date	Part Payment	PAID
2/12 Lilydale Terrace	Nikkita & Warren Baxter	\$430.00/W	12/08/22 - 08/09/22	08/09/22	\$0.00	\$1,720.00
Total rent for period					TOTAL	\$1,720.00

TOTAL FEES PAID/CREDITED IN PERIOD

Fee	GST Paid	MONEY OUT	MONEY IN
Administration Fee	\$0.60	\$6.60	
Residential Management Fee	\$8.60	\$94.60	
SUBTOTAL		\$101.20	\$0.00
Total fees paid in period		TOTAL	-\$101.20

OWNERSHIP PAYMENTS

Date	Description	MONEY OUT	MONEY IN
29/08/2022	EFT to account Ameroo Super Pty Ltd Macquarie Bank Limited (182-512 XXXX 6641)	\$1,618.80	
SUBTOTAL		\$1,618.80	\$0.00
Total ownership payments		TOTAL	-\$1,618.80

CLOSING (CARRIED FORWARD) BALANCE

TOTAL		\$0.00
--------------	--	---------------





OWNERSHIP STATEMENT #23 - Ameroo Super Pty Ltd

Ameroo Super Pty Ltd
 21 Englewood Avenue
 Dubbo, NSW, 2830

STATEMENT PERIOD 29/08/2022 - 28/09/2022
 OWNERSHIP ID: 2422
 OPENING BALANCE: \$0.00
 CLOSING BALANCE: \$0.00
 OWNERSHIP PAYMENT: **\$2,025.15**

TAX INVOICE

RENT INCOME SUMMARY FOR PERIOD

Property	Tenancy	Rent Period Amount	Paid From Paid To	Effective Date	Part Payment	PAID
2/12 Lilydale Terrace	Nikkita & Warren Baxter	\$430.00/W	09/09/22 - 13/10/22	13/10/22	\$0.00	\$2,150.00
Total rent for period					TOTAL	\$2,150.00

TOTAL FEES PAID/CREDITED IN PERIOD

Fee	GST Paid	MONEY OUT	MONEY IN
Administration Fee	\$0.60	\$6.60	
Residential Management Fee	\$10.75	\$118.25	
SUBTOTAL		\$124.85	\$0.00
Total fees paid in period		TOTAL	-\$124.85

OWNERSHIP PAYMENTS

Date	Description	MONEY OUT	MONEY IN
28/09/2022	EFT to account Ameroo Super Pty Ltd Macquarie Bank Limited (182-512 XXXX 6641)	\$2,025.15	
SUBTOTAL		\$2,025.15	\$0.00
Total ownership payments		TOTAL	-\$2,025.15

CLOSING (CARRIED FORWARD) BALANCE

TOTAL		\$0.00
--------------	--	---------------





OWNERSHIP STATEMENT #24 - Ameroo Super Pty Ltd

Ameroo Super Pty Ltd
21 Englewood Avenue
Dubbo, NSW, 2830

STATEMENT PERIOD 28/09/2022 - 28/10/2022
OWNERSHIP ID: 2422
OPENING BALANCE: \$0.00
CLOSING BALANCE: \$0.00
OWNERSHIP PAYMENT: **\$1,618.80**

TAX INVOICE

RENT INCOME SUMMARY FOR PERIOD

Property	Tenancy	Rent Period Amount	Paid From Paid To	Effective Date	Part Payment	PAID
2/12 Lilydale Terrace	Nikkita & Warren Baxter	\$430.00/W	14/10/22 - 10/11/22	10/11/22	\$0.00	\$1,720.00
Total rent for period						\$1,720.00

TOTAL FEES PAID/CREDITED IN PERIOD

Fee	GST Paid	MONEY OUT	MONEY IN
Administration Fee	\$0.60	\$6.60	
Residential Management Fee	\$8.60	\$94.60	
SUBTOTAL		\$101.20	\$0.00
Total fees paid in period		TOTAL	-\$101.20

OWNERSHIP PAYMENTS

Date	Description	MONEY OUT	MONEY IN
28/10/2022	EFT to account Ameroo Super Pty Ltd Macquarie Bank Limited (182-512 XXXX 6641)	\$1,618.80	
SUBTOTAL		\$1,618.80	\$0.00
Total ownership payments		TOTAL	-\$1,618.80

CLOSING (CARRIED FORWARD) BALANCE

TOTAL	\$0.00
--------------	---------------





OWNERSHIP STATEMENT #25 - Ameroo Super Pty Ltd

Ameroo Super Pty Ltd
 21 Englewood Avenue
 Dubbo, NSW, 2830

STATEMENT PERIOD	28/10/2022 - 28/11/2022
OWNERSHIP ID:	2422
OPENING BALANCE:	\$0.00
CLOSING BALANCE:	\$0.00
OWNERSHIP PAYMENT:	\$1,618.80

TAX INVOICE

RENT INCOME SUMMARY FOR PERIOD

Property	Tenancy	Rent Period Amount	Paid From Paid To	Effective Date	Part Payment	PAID
2/12 Lilydale Terrace	Nikkita & Warren Baxter	\$430.00/W	11/11/22 - 08/12/22	08/12/22	\$0.00	\$1,720.00
Total rent for period					TOTAL	\$1,720.00

TOTAL FEES PAID/CREDITED IN PERIOD

Fee	GST Paid	MONEY OUT	MONEY IN
Administration Fee	\$0.60	\$6.60	
Residential Management Fee	\$8.60	\$94.60	
SUBTOTAL		\$101.20	\$0.00
Total fees paid in period		TOTAL	-\$101.20

OWNERSHIP PAYMENTS

Date	Description	MONEY OUT	MONEY IN
28/11/2022	EFT to account Ameroo Super Pty Ltd Macquarie Bank Limited (182-512 XXXX 6641)	\$1,618.80	
SUBTOTAL		\$1,618.80	\$0.00
Total ownership payments		TOTAL	-\$1,618.80

CLOSING (CARRIED FORWARD) BALANCE

TOTAL	\$0.00
--------------	---------------





OWNERSHIP STATEMENT #26 - Ameroo Super Pty Ltd

Ameroo Super Pty Ltd
21 Englewood Avenue
Dubbo, NSW, 2830

STATEMENT PERIOD 28/11/2022 - 22/12/2022
OWNERSHIP ID: 2422
OPENING BALANCE: \$0.00
CLOSING BALANCE: \$0.00
OWNERSHIP PAYMENT: **\$1,618.80**

TAX INVOICE

RENT INCOME SUMMARY FOR PERIOD

Property	Tenancy	Rent Period Amount	Paid From Paid To	Effective Date	Part Payment	PAID
2/12 Lilydale Terrace	Nikkita & Warren Baxter	\$430.00/W	09/12/22 - 05/01/23	05/01/23	\$0.00	\$1,720.00
Total rent for period					TOTAL	\$1,720.00

TOTAL FEES PAID/CREDITED IN PERIOD

Fee	GST Paid	MONEY OUT	MONEY IN
Administration Fee	\$0.60	\$6.60	
Residential Management Fee	\$8.60	\$94.60	
SUBTOTAL		\$101.20	\$0.00
Total fees paid in period		TOTAL	-\$101.20

OWNERSHIP PAYMENTS

Date	Description	MONEY OUT	MONEY IN
22/12/2022	EFT to account Ameroo Super Pty Ltd Macquarie Bank Limited (182-512 XXXX 6641)	\$1,618.80	
SUBTOTAL		\$1,618.80	\$0.00
Total ownership payments		TOTAL	-\$1,618.80

CLOSING (CARRIED FORWARD) BALANCE

TOTAL	\$0.00
--------------	---------------





OWNERSHIP STATEMENT #27 - Ameroo Super Pty Ltd

Ameroo Super Pty Ltd
21 Englewood Avenue
Dubbo, NSW, 2830

STATEMENT PERIOD	22/12/2022 - 27/01/2023
OWNERSHIP ID:	2422
OPENING BALANCE:	\$0.00
CLOSING BALANCE:	\$0.00
OWNERSHIP PAYMENT:	\$2,025.15

TAX INVOICE

RENT INCOME SUMMARY FOR PERIOD

Property	Tenancy	Rent Period Amount	Paid From Paid To	Effective Date	Part Payment	PAID
2/12 Lilydale Terrace	Nikkita & Warren Baxter	\$430.00/W	06/01/23 - 09/02/23	09/02/23	\$0.00	\$2,150.00
Total rent for period						\$2,150.00

TOTAL FEES PAID/CREDITED IN PERIOD

Fee	GST Paid	MONEY OUT	MONEY IN
Administration Fee	\$0.60	\$6.60	
Residential Management Fee	\$10.75	\$118.25	
SUBTOTAL		\$124.85	\$0.00
Total fees paid in period		TOTAL	-\$124.85

OWNERSHIP PAYMENTS

Date	Description	MONEY OUT	MONEY IN
27/01/2023	EFT to account Ameroo Super Pty Ltd Macquarie Bank Limited (182-512 XXXX 6641)	\$2,025.15	
SUBTOTAL		\$2,025.15	\$0.00
Total ownership payments		TOTAL	-\$2,025.15

CLOSING (CARRIED FORWARD) BALANCE

TOTAL	\$0.00
--------------	---------------





OWNERSHIP STATEMENT #28 - Ameroo Super Pty Ltd

Ameroo Super Pty Ltd
21 Englewood Avenue
Dubbo, NSW, 2830

	TAX INVOICE
STATEMENT PERIOD	27/01/2023 - 28/02/2023
OWNERSHIP ID:	2422
OPENING BALANCE:	\$0.00
CLOSING BALANCE:	\$0.00
OWNERSHIP PAYMENT:	\$1,790.00

RENT INCOME SUMMARY FOR PERIOD

Property	Tenancy	Rent Period Amount	Paid From Paid To	Effective Date	Part Payment	PAID
2/12 Lilydale Terrace	Nikkita & Warren Baxter	\$470.00/W	10/02/23 - 16/03/23	7/03/23	\$70.00	\$2,380.00
<i>Rent changed from \$430.00 Weekly to \$470.00 Weekly, effective from 17/02/2023</i>						
Total rent for period					TOTAL	\$2,380.00

PROPERTY INCOME, EXPENSES & OWNERSHIP SUMMARY

Date	Property	Description	GST Paid	MONEY OUT	MONEY IN
14/02/2023	2/12 Lilydale Terrace	Forever Electrical (Inv: 1255) Replace HOB switch in kitchen and replace 2 globes in oyster light	\$17.82	\$196.00	
28/02/2023	2/12 Lilydale Terrace	Smoke Alarm Testing Services (Inv: 10695773) Yearly Maintenance & Water Efficiency	\$12.64	\$139.00	
				SUBTOTAL	\$335.00
				TOTAL	-\$335.00
Total for property expenses & ownership summary					

TOTAL FEES PAID/CREDITED IN PERIOD

Fee	GST Paid	MONEY OUT	MONEY IN
Administration Fee	\$0.60	\$6.60	
Lease Renewal	\$10.68	\$117.50	
Residential Management Fee	\$11.90	\$130.90	
		SUBTOTAL	\$255.00
		TOTAL	-\$255.00
Total fees paid in period			

OWNERSHIP PAYMENTS

Date	Description	MONEY OUT	MONEY IN
28/02/2023	EFT to account Ameroo Super Pty Ltd Macquarie Bank Limited (182-512 XXXX 6641)	\$1,790.00	





DUBBO Real Estate Agency

Dubbo Real Estate Agency
1st Floor, /258 Macquarie Street, Dubbo, NSW, 2830
Ph: 02 6884 9500 Fax: 02 6884 9600
rentals@drea.com.au

	SUBTOTAL	\$1,790.00	\$0.00
Total ownership payments		TOTAL	-\$1,790.00
CLOSING (CARRIED FORWARD) BALANCE			
		TOTAL	\$0.00





OWNERSHIP STATEMENT #29 - Ameroo Super Pty Ltd

Ameroo Super Pty Ltd
21 Englewood Avenue
Dubbo, NSW, 2830

	TAX INVOICE
STATEMENT PERIOD	28/02/2023 - 28/03/2023
OWNERSHIP ID:	2422
OPENING BALANCE:	\$0.00
CLOSING BALANCE:	\$0.00
OWNERSHIP PAYMENT:	\$1,770.00

RENT INCOME SUMMARY FOR PERIOD

Property	Tenancy	Rent Period Amount	Paid From Paid To	Effective Date	Part Payment	PAID
2/12 Lilydale Terrace	Nikkita & Warren Baxter	\$470.00/W	17/03/23 - 13/04/23	14/04/23	\$70.00	\$1,880.00
Total rent for period					TOTAL	\$1,880.00

TOTAL FEES PAID/CREDITED IN PERIOD

Fee	GST Paid	MONEY OUT	MONEY IN
Administration Fee	\$0.60	\$6.60	
Residential Management Fee	\$9.40	\$103.40	
SUBTOTAL		\$110.00	\$0.00
Total fees paid in period		TOTAL	-\$110.00

OWNERSHIP PAYMENTS

Date	Description	MONEY OUT	MONEY IN
28/03/2023	EFT to account Ameroo Super Pty Ltd Macquarie Bank Limited (182-512 XXXX 6641)	\$1,770.00	
SUBTOTAL		\$1,770.00	\$0.00
Total ownership payments		TOTAL	-\$1,770.00

CLOSING (CARRIED FORWARD) BALANCE

TOTAL		\$0.00
--------------	--	---------------





OWNERSHIP STATEMENT #30 - Ameroo Super Pty Ltd

Ameroo Super Pty Ltd
21 Englewood Avenue
Dubbo, NSW, 2830

TAX INVOICE

STATEMENT PERIOD	28/03/2023 - 28/04/2023
OWNERSHIP ID:	2422
OPENING BALANCE:	\$0.00
CLOSING BALANCE:	\$0.00
OWNERSHIP PAYMENT:	\$2,214.15

RENT INCOME SUMMARY FOR PERIOD

Property	Tenancy	Rent Period Amount	Paid From Paid To	Effective Date	Part Payment	PAID
2/12 Lilydale Terrace	Nikkita & Warren Baxter	\$470.00/W	14/04/23 - 18/05/23	19/05/23	\$70.00	\$2,350.00
Total rent for period						TOTAL \$2,350.00

TOTAL FEES PAID/CREDITED IN PERIOD

Fee	GST Paid	MONEY OUT	MONEY IN
Administration Fee	\$0.60	\$6.60	
Residential Management Fee	\$11.75	\$129.25	
SUBTOTAL		\$135.85	\$0.00
Total fees paid in period		TOTAL	-\$135.85

OWNERSHIP PAYMENTS

Date	Description	MONEY OUT	MONEY IN
28/04/2023	EFT to account Ameroo Super Pty Ltd Macquarie Bank Limited (182-512 XXXX 6641)	\$2,214.15	
SUBTOTAL		\$2,214.15	\$0.00
Total ownership payments		TOTAL	-\$2,214.15

CLOSING (CARRIED FORWARD) BALANCE

TOTAL	\$0.00
--------------	---------------





OWNERSHIP STATEMENT #31 - Ameroo Super Pty Ltd

Ameroo Super Pty Ltd
21 Englewood Avenue
Dubbo, NSW, 2830

TAX INVOICE

STATEMENT PERIOD	28/04/2023 - 29/05/2023
OWNERSHIP ID:	2422
OPENING BALANCE:	\$0.00
CLOSING BALANCE:	\$0.00
OWNERSHIP PAYMENT:	\$1,770.00

RENT INCOME SUMMARY FOR PERIOD

Property	Tenancy	Rent Period Amount	Paid From Paid To	Effective Date	Part Payment	PAID
2/12 Lilydale Terrace	Nikkita & Warren Baxter	\$470.00/W	19/05/23 - 15/06/23	16/06/23	\$70.00	\$1,880.00
Total rent for period					TOTAL	\$1,880.00

TOTAL FEES PAID/CREDITED IN PERIOD

Fee	GST Paid	MONEY OUT	MONEY IN
Administration Fee	\$0.60	\$6.60	
Residential Management Fee	\$9.40	\$103.40	
SUBTOTAL		\$110.00	\$0.00
Total fees paid in period		TOTAL	-\$110.00

OWNERSHIP PAYMENTS

Date	Description	MONEY OUT	MONEY IN
29/05/2023	EFT to account Ameroo Super Pty Ltd Macquarie Bank Limited (182-512 XXXX 6641)	\$1,770.00	
SUBTOTAL		\$1,770.00	\$0.00
Total ownership payments		TOTAL	-\$1,770.00

CLOSING (CARRIED FORWARD) BALANCE

TOTAL		\$0.00
--------------	--	---------------





OWNERSHIP STATEMENT #32 - Ameroo Super Pty Ltd

Ameroo Super Pty Ltd
21 Englewood Avenue
Dubbo, NSW, 2830

TAX INVOICE

STATEMENT PERIOD	29/05/2023 - 28/06/2023
OWNERSHIP ID:	2422
OPENING BALANCE:	\$0.00
CLOSING BALANCE:	\$0.00
OWNERSHIP PAYMENT:	\$1,963.79

RENT INCOME SUMMARY FOR PERIOD

Property	Tenancy	Rent Period Amount	Paid From Paid To	Effective Date	Part Payment	PAID
2/12 Lilydale Terrace	Nikkita & Warren Baxter	\$470.00/W	16/06/23 - 20/07/23	21/07/23	\$70.00	\$2,350.00
Total rent for period						TOTAL \$2,350.00

PROPERTY INCOME, EXPENSES & OWNERSHIP SUMMARY

Date	Property	Description	GST Paid	MONEY OUT	MONEY IN
14/06/2023	2/12 Lilydale Terrace	Joel Baker Plumbing and Roofing (Inv: 230547053-INV-0110) Leak under sink	\$10.00	\$110.00	
28/06/2023	2/12 Lilydale Terrace	Joel Baker Plumbing and Roofing (Inv: INV-0135) Leak in kitchen.	\$12.76	\$140.36	
SUBTOTAL				\$250.36	\$0.00
Total for property expenses & ownership summary				TOTAL	-\$250.36

TOTAL FEES PAID/CREDITED IN PERIOD

Fee	GST Paid	MONEY OUT	MONEY IN
Administration Fee	\$0.60	\$6.60	
Residential Management Fee	\$11.75	\$129.25	
SUBTOTAL		\$135.85	\$0.00
Total fees paid in period		TOTAL	-\$135.85

OWNERSHIP PAYMENTS

Date	Description	MONEY OUT	MONEY IN
28/06/2023	EFT to account Ameroo Super Pty Ltd Macquarie Bank Limited (182-512 XXXX 6641)	\$1,963.79	
SUBTOTAL		\$1,963.79	\$0.00
Total ownership payments		TOTAL	-\$1,963.79

Statement period

From: 1 July 2022

To: 30 June 2023

AMEROO SUPER PTY LTD T/F AMEROO
 SUPER
 21 ENGLEWOOD AV
 DUBBO NSW 2830

Total For All Properties

Income		Expenses		Net Position
\$23,838.57	-	\$3,926.11	=	\$19,912.46
Incl GST: \$101.82		Incl GST: \$348.49		

Total rent deductions: \$0.00

ITEM	INCLUDED GST	EXPENSE	INCOME
Other Income	\$101.82		\$1,120.00
Rent *			\$22,718.57
End of Financial Year Statement Fee	\$4.09	\$45.00	
Expense - Electrical	\$21.00	\$231.00	
Expense - Maintenance / Repairs	\$9.00	\$99.00	
Expense - Plumbing	\$106.10	\$1,167.10	
General Maintenance	\$13.55	\$241.77	
Lease Preparation Fee	\$1.50	\$16.50	
Management Fee	\$181.75	\$1,999.24	
Sundry Fee	\$11.50	\$126.50	

Property Breakdown

#1 of 1 properties

Unit 1 / 12 Lilydale Tce, Dubbo NSW

Ameroo Super Pty Ltd t/f Ameroo Super

ITEM	INCLUDED GST	EXPENSE	INCOME
Other Income	\$101.82		\$1,120.00
Rent *			\$22,718.57
End of Financial Year Statement Fee	\$4.09	\$45.00	
Expense - Electrical	\$21.00	\$231.00	
Expense - Maintenance / Repairs	\$9.00	\$99.00	
Expense - Plumbing	\$106.10	\$1,167.10	
General Maintenance	\$13.55	\$241.77	
Lease Preparation Fee	\$1.50	\$16.50	
Management Fee	\$181.75	\$1,999.24	
Sundry Fee	\$11.50	\$126.50	
	Income	Expenses	Net Position
	\$23,838.57 -	\$3,926.11 =	\$19,912.46
	Incl GST: \$101.82	Incl GST: \$348.49	

Total rent deductions: \$0.00

Total For All Properties

Income		Expenses		Net Position
\$23,838.57	-	\$3,926.11	=	\$19,912.46
Incl GST: \$101.82		Incl GST: \$348.49		

Total rent deductions: \$0.00

AMEROO SUPER PTY LTD T/F AMEROO
SUPER
21 ENGLEWOOD AV
DUBBO NSW 2830

Account	1LILYDAL
Statement number	13
Statement period	30 June 2022 - 29 July 2022
Ownership	Ameroo Super Pty Ltd t/f Ameroo Super
For property	Unit 1 / 12 Lilydale Tce, Dubbo NSW
Current Tenancy	Damian Dean Rent: \$420.00 Weekly Paid to: 28/07/22 plus \$300.00 part payment

Balance Brought Forward \$0.00

Income	GST	Credit
Damian Dean - RENT - 01/07/2022 to 28/07/2022 (part payment \$300.00)		\$1,680.00

Total income: **\$1,680.00**
Includes GST of: **\$0.00**

Expenses	GST	Debit
08/07/22 - Rent Commission Fee to Agent (1LILYDAL - Unit 1 / 12 Lilydale Tce, Dubbo NSW)	\$6.72	\$73.92
08/07/22 - Sundry Fee End of Month (01/07/2022) to Agent (1LILYDAL - Unit 1 / 12 Lilydale Tce, Dubbo NSW)	\$0.50	\$5.50
25/07/22 - Rent Commission Fee to Agent (1LILYDAL - Unit 1 / 12 Lilydale Tce, Dubbo NSW)	\$6.72	\$73.92

Total expenses: **\$153.34**
Includes GST of: **\$13.94**

Payments to owner	
29/07/22	\$1,526.66

Total payments: Balance (\$0.00) + income (\$1,680.00) - expenses (\$153.34) - total held in trust (\$0.00) = **\$1,526.66**

AMEROO SUPER PTY LTD T/F AMEROO
SUPER
21 ENGLEWOOD AV
DUBBO NSW 2830

Account	1LILYDAL
Statement number	14
Statement period	29 July 2022 - 31 August 2022
Ownership	Ameroo Super Pty Ltd t/f Ameroo Super
For property	Unit 1 / 12 Lilydale Tce, Dubbo NSW
Current Tenancy	Damian Dean Rent: \$420.00 Weekly Paid to: 25/08/22 plus \$300.00 part payment

Balance Brought Forward \$0.00

Income	GST	Credit
Damian Dean - RENT - 29/07/2022 to 25/08/2022 (part payment \$300.00)		\$1,680.00

Total income: **\$1,680.00** ✓
Includes GST of: \$0.00

Expenses	GST	Debit
08/08/22 - Rent Commission Fee to Agent (1LILYDAL - Unit 1 / 12 Lilydale Tce, Dubbo NSW)	\$6.72	\$73.92
12/08/22 - Sundry Fee End of Month (01/08/2022) to Agent (1LILYDAL - Unit 1 / 12 Lilydale Tce, Dubbo NSW)	\$1.00	\$11.00
19/08/22 - Rent Commission Fee to Agent (1LILYDAL - Unit 1 / 12 Lilydale Tce, Dubbo NSW)	\$6.72	\$73.92

Total expenses: **\$158.84**
Includes GST of: \$14.44

Payments to owner

31/08/22	\$1,521.16
----------	------------

Total payments: Balance (\$0.00) + income (\$1,680.00) - expenses (\$158.84) - total held in trust (\$0.00) = **\$1,521.16** ✓

AMEROO SUPER PTY LTD T/F AMEROO
SUPER
21 ENGLEWOOD AV
DUBBO NSW 2830

Account	1LILYDAL
Statement number	15
Statement period	31 August 2022 - 30 September 2022
Ownership	Ameroo Super Pty Ltd t/f Ameroo Super
For property	Unit 1 / 12 Lilydale Tce, Dubbo NSW
Current Tenancy	Damian Dean & Elerin Tamrak Rent: \$420.00 Weekly Paid to: 22/09/22 plus \$300.00 part payment

Balance Brought Forward			\$0.00
<hr/>			
Income		GST	Credit
Damian Dean - RENT - 26/08/2022 to 22/09/2022 (part payment \$300.00)			\$1,680.00
Total income:			\$1,680.00 ✓
Includes GST of:			\$0.00
<hr/>			
Expenses		GST	Debit
05/09/22 - Rent Commission Fee to Agent (1LILYDAL - Unit 1 / 12 Lilydale Tce, Dubbo NSW)		\$6.72	\$73.92
09/09/22 - Sundry Fee End of Month (01/09/2022) to Agent (1LILYDAL - Unit 1 / 12 Lilydale Tce, Dubbo NSW)		\$1.00	\$11.00
20/09/22 - Rent Commission Fee to Agent (1LILYDAL - Unit 1 / 12 Lilydale Tce, Dubbo NSW)		\$6.72	\$73.92
Total expenses:			\$158.84
Includes GST of:			\$14.44
<hr/>			
Payments to owner			
30/09/22		\$1,521.16	
Total payments: Balance (\$0.00) + income (\$1,580.00) - expenses (\$158.84) - total held in trust (\$0.00) =			\$1,521.16 ✓

AMEROO SUPER PTY LTD T/F AMEROO
SUPER
21 ENGLEWOOD AV
DUBBO NSW 2830

Account	1LILYDAL
Statement number	16
Statement period	30 September 2022 - 31 October 2022
Ownership	Ameroo Super Pty Ltd t/f Ameroo Super
For property	Unit 1 / 12 Lilydale Tce, Dubbo NSW
Current Tenancy	Damian Dean & Eleriin Tamlak Rent: \$420.00 Weekly Paid to: 17/11/22

Balance Brought Forward \$0.00

Income	GST	Credit
Damian Dean & Eleriin Tamlak - RENT - 23/09/2022 to 17/11/2022		\$3,060.00

Total income: \$3,060.00 ✓
Includes GST of: \$0.00

Expenses	GST	Debit
04/10/22 - Rent Commission Fee to Agent (1LILYDAL - Unit 1 / 12 Lilydale Tce, Dubbo NSW)	\$3.36	\$36.96
13/10/22 - Sundry Fee End of Month (01/10/2022) to Agent (1LILYDAL - Unit 1 / 12 Lilydale Tce, Dubbo NSW)	\$1.00	\$11.00
17/10/22 - Rent Commission Fee to Agent (1LILYDAL - Unit 1 / 12 Lilydale Tce, Dubbo NSW)	\$11.04	\$121.44
26/10/22 - Rent Commission Fee to Agent (1LILYDAL - Unit 1 / 12 Lilydale Tce, Dubbo NSW)	\$10.08	\$110.88

Total expenses: \$280.28
Includes GST of: \$25.48

Payments to owner	GST	Debit
31/10/22		\$2,779.72

Total payments: Balance (\$0.00) + income (\$3,060.00) - expenses (\$280.28) - total held in trust (\$0.00) = **\$2,779.72** ✓

AMEROO SUPER PTY LTD T/F AMEROO
SUPER
21 ENGLEWOOD AV
DUBBO NSW 2830

Account	1LILYDAL
Statement number	17
Statement period	31 October 2022 - 30 November 2022
Ownership	Ameroo Super Pty Ltd t/f Ameroo Super
For property	Unit 1 / 12 Lilydale Tce, Dubbo NSW
Current Tenancy	Damian Dean & Eleriin Tamlak Rent: \$420.00 Weekly Paid to: 01/12/22

Balance Brought Forward \$0.00

Income	GST	Credit
Damian Dean & Eleriin Tamlak - RENT - 18/11/2022 to 01/12/2022		\$840.00
	Total income:	\$840.00
	Includes GST of:	\$0.00

Expenses	GST	Debit
17/11/22 - Rent Commission Fee to Agent (1LILYDAL - Unit 1 / 12 Lilydale Tce, Dubbo NSW)	\$3.36	\$36.96
17/11/22 - Sundry Fee End of Month (01/11/2022) to Agent (1LILYDAL - Unit 1 / 12 Lilydale Tce, Dubbo NSW)	\$1.00	\$11.00
17/11/22 - Back yard Tap(Ref. 2547)	\$9.60	\$105.60
17/11/22 - Clothesline (Ref. 2548)		\$92.77
24/11/22 - C J Honeysett - Dishwasher not working	\$9.60	\$105.60
25/11/22 - Rent Commission Fee to Agent (1LILYDAL - Unit 1 / 12 Lilydale Tce, Dubbo NSW)	\$3.36	\$36.96
	Total expenses:	\$388.89
	Includes GST of:	\$26.92

Funds withheld for the following upcoming expenses

Pending payment for C J Honeysett - Replace faulty dishwasher as discussed(Ref. 2594) - \$955.90

Total held in trust \$451.11

Payments to owner

Total payments: Balance (\$0.00) + income (\$840.00) - expenses (\$388.89) - total held in trust (\$451.11) = **\$0.00**

AMEROO SUPER PTY LTD T/F AMEROO
SUPER
21 ENGLEWOOD AV
DUBBO NSW 2830

Account	1LILYDAL
Statement number	18
Statement period	30 November 2022 - 27 December 2022
Ownership	Ameroo Super Pty Ltd t/f Ameroo Super
For property	Unit 1 / 12 Lilydale Tce, Dubbo NSW
Current Tenancy	Damian Dean & Eleriin Tamlak Rent: \$420.00 Weekly Paid to: 29/12/22

Balance Brought Forward \$451.11

Income	GST	Credit
Damian Dean & Eleriin Tamlak - RENT - 02/12/2022 to 29/12/2022		\$1,680.00

Total income: **\$1,680.00**
Includes GST of: **\$0.00**

Expenses	GST	Debit
01/12/22 - Sundry Fee End of Month (01/12/2022) to Agent (1LILYDAL - Unit 1 / 12 Lilydale Tce, Dubbo NSW)	\$1.00	\$11.00
02/12/22 - Rent Commission Fee to Agent (1LILYDAL - Unit 1 / 12 Lilydale Tce, Dubbo NSW)	\$3.36	\$36.96
09/12/22 - Rent Commission Fee to Agent (1LILYDAL - Unit 1 / 12 Lilydale Tce, Dubbo NSW)	\$3.36	\$36.96
13/12/22 - Replace faulty dishwasher as discussed(Ref. 2594)	\$86.90	\$955.90
16/12/22 - Rent Commission Fee to Agent (1LILYDAL - Unit 1 / 12 Lilydale Tce, Dubbo NSW)	\$3.36	\$36.96
27/12/22 - Rent Commission Fee to Agent (1LILYDAL - Unit 1 / 12 Lilydale Tce, Dubbo NSW)	\$3.36	\$36.96
		Total expenses: \$1,114.74
		Includes GST of: \$101.34

Payments to owner		
27/12/22		\$1,016.37
Total payments: Balance (\$451.11) + income (\$1,680.00) - expenses (\$1,114.74) - total held in trust (\$0.00) =		\$1,016.37

AMEROO SUPER PTY LTD T/F AMEROO
SUPER
21 ENGLEWOOD AV
DUBBO NSW 2830

Account	1LILYDAL
Statement number	19
Statement period	27 December 2022 - 31 January 2023
Ownership	Ameroo Super Pty Ltd t/f Ameroo Super
For property	Unit 1 / 12 Lilydale Tce, Dubbo NSW
Current Tenancy	Damian Dean & Eleriin Tamlak Rent: \$450.00 Weekly Paid to: 02/02/23 plus \$441.43 part payment

Balance Brought Forward \$0.00

Income	GST	Credit
Damian Dean & Eleriin Tamlak - RENT - 30/12/2022 to 02/02/2023 (part payment \$441.43)		\$2,640.00 ✓
11/01/23 - Damian Dean & Eleriin Tamlak - Invoice - Invoice 1227, 20% Compensation for Damage to Synthetic Turf by Tenant (Turf New in 2014)	\$101.82	\$1,120.00

Total income: \$3,760.00
Includes GST of: \$101.82

Expenses	GST	Debit
03/01/23 - Rent Commission Fee to Agent (1LILYDAL - Unit 1 / 12 Lilydale Tce, Dubbo NSW)	\$6.72	\$73.92
12/01/23 - Rent Commission Fee to Agent (1LILYDAL - Unit 1 / 12 Lilydale Tce, Dubbo NSW)	\$3.36	\$36.96
12/01/23 - Sundry Fee End of Month (01/01/2023) to Agent (1LILYDAL - Unit 1 / 12 Lilydale Tce, Dubbo NSW)	\$1.00	\$11.00
23/01/23 - Rent Commission Fee to Agent (1LILYDAL - Unit 1 / 12 Lilydale Tce, Dubbo NSW)	\$3.36	\$36.96
30/01/23 - Rent Commission Fee to Agent (1LILYDAL - Unit 1 / 12 Lilydale Tce, Dubbo NSW)	\$3.36	\$36.96
30/01/23 - Rent Commission Fee to Agent (1LILYDAL - Unit 1 / 12 Lilydale Tce, Dubbo NSW)	\$3.36	\$36.96
31/01/23 - Rent Commission Fee to Agent (1LILYDAL - Unit 1 / 12 Lilydale Tce, Dubbo NSW)	\$0.96	\$10.56

Total expenses: \$243.32
Includes GST of: \$22.12

Payments to owner	
31/01/23	\$3,516.68

Total payments: Balance (\$0.00) + income (\$3,760.00) - expenses (\$243.32) - total held in trust (\$0.00) = \$3,516.68 ✓

AMEROO SUPER PTY LTD T/F AMEROO
SUPER
21 ENGLEWOOD AV
DUBBO NSW 2830

Account	1LILYDAL
Statement number	20
Statement period	31 January 2023 - 28 February 2023
Ownership	Ameroo Super Pty Ltd t/f Ameroo Super
For property	Unit 1 / 12 Lilydale Tce, Dubbo NSW
Current Tenancy	Damian Dean & Eleriin Tamlak Rent: \$450.00 Weekly Paid to: 02/03/23

Balance Brought Forward \$0.00

Income	GST	Credit
Damian Dean & Eleriin Tamlak - RENT - 03/02/2023 to 02/03/2023		\$1,358.57

Total income: \$1,358.57 ✓
Includes GST of: \$0.00

Expenses	GST	Debit
03/02/23 - Rent Commission Fee to Agent (1LILYDAL - Unit 1 / 12 Lilydale Tce, Dubbo NSW)	\$3.60	\$39.60
06/02/23 - Rent Commission Fee to Agent (1LILYDAL - Unit 1 / 12 Lilydale Tce, Dubbo NSW)	\$0.07	\$0.76
17/02/23 - Rent Commission Fee to Agent (1LILYDAL - Unit 1 / 12 Lilydale Tce, Dubbo NSW)	\$3.60	\$39.60
21/02/23 - Sundry Fee End of Month (01/02/2023) to Agent (1LILYDAL - Unit 1 / 12 Lilydale Tce, Dubbo NSW)	\$1.00	\$11.00
24/02/23 - Rent Commission Fee to Agent (1LILYDAL - Unit 1 / 12 Lilydale Tce, Dubbo NSW)	\$3.60	\$39.60

Total expenses: \$130.56
Includes GST of: \$11.87

Payments to owner	
28/02/23	\$1,228.01

Total payments: Balance (\$0.00) + income (\$1,358.57) - expenses (\$130.56) - total held in trust (\$0.00) = **\$1,228.01** ✓

AMEROO SUPER PTY LTD T/F AMEROO
SUPER
21 ENGLEWOOD AV
DUBBO NSW 2830

Account	1LILYDAL
Statement number	21
Statement period	28 February 2023 - 31 March 2023
Ownership	Ameroo Super Pty Ltd t/f Ameroo Super
For property	Unit 1 / 12 Lilydale Tce, Dubbo NSW
Current Tenancy	Damian Dean & Eleriin Tamlak Rent: \$450.00 Weekly Paid to: 30/03/23

Balance Brought Forward \$0.00

Income	GST	Credit
Damian Dean & Eleriin Tamlak - RENT - 03/03/2023 to 30/03/2023		\$1,800.00 ✓

Total income: \$1,800.00
Includes GST of: \$0.00

Expenses	GST	Debit
03/03/23 - Rent Commission Fee to Agent (1LILYDAL - Unit 1 / 12 Lilydale Tce, Dubbo NSW)	\$3.60	\$39.60
10/03/23 - Rent Commission Fee to Agent (1LILYDAL - Unit 1 / 12 Lilydale Tce, Dubbo NSW)	\$3.60	\$39.60
17/03/23 - Rent Commission Fee to Agent (1LILYDAL - Unit 1 / 12 Lilydale Tce, Dubbo NSW)	\$3.60	\$39.60
21/03/23 - Sundry Fee End of Month (01/03/2023) to Agent (1LILYDAL - Unit 1 / 12 Lilydale Tce, Dubbo NSW)	\$1.00	\$11.00
24/03/23 - Rent Commission Fee to Agent (1LILYDAL - Unit 1 / 12 Lilydale Tce, Dubbo NSW)	\$3.60	\$39.60

Total expenses: \$169.40
Includes GST of: \$15.40

Payments to owner	GST	Debit
31/03/23		\$1,630.60

Total payments: Balance (\$0.00) + Income (\$1,800.00) - expenses (\$169.40) - total held in trust (\$0.00) = **\$1,630.60** ✓

AMEROO SUPER PTY LTD T/F AMEROO
SUPER
21 ENGLEWOOD AV
DUBBO NSW 2830

Account	ILILYDAL
Statement number	22
Statement period	31 March 2023 - 28 April 2023
Ownership	Ameroo Super Pty Ltd t/f Ameroo Super
For property	Unit 1 / 12 Lilydale Tce, Dubbo NSW
Current Tenancy	Damian Dean & Eleriin Tamlak Rent: \$450.00 Weekly Paid to: 04/05/23

Balance Brought Forward \$0.00

Income	GST	Credit
Damian Dean & Eleriin Tamlak - RENT - 31/03/2023 to 04/05/2023		\$2,250.00 ✓
Total income:		\$2,250.00
Includes GST of:		\$0.00

Expenses	GST	Debit
05/04/23 - Rent Commission Fee to Agent (ILILYDAL - Unit 1 / 12 Lilydale Tce, Dubbo NSW)	\$3.60	\$39.60
05/04/23 - Rent Commission Fee to Agent (ILILYDAL - Unit 1 / 12 Lilydale Tce, Dubbo NSW)	\$3.60	\$39.60
14/04/23 - Rent Commission Fee to Agent (ILILYDAL - Unit 1 / 12 Lilydale Tce, Dubbo NSW)	\$3.60	\$39.60
21/04/23 - Rent Commission Fee to Agent (ILILYDAL - Unit 1 / 12 Lilydale Tce, Dubbo NSW)	\$3.60	\$39.60
28/04/23 - Rent Commission Fee to Agent (ILILYDAL - Unit 1 / 12 Lilydale Tce, Dubbo NSW)	\$3.60	\$39.60
28/04/23 - Sundry Fee End of Month (01/04/2023) to Agent (ILILYDAL - Unit 1 / 12 Lilydale Tce, Dubbo NSW)	\$1.00	\$11.00
Total expenses:		\$209.00
Includes GST of:		\$19.00

Payments to owner	
28/04/23	\$2,041.00
Total payments: Balance (\$0.00) + income (\$2,250.00) - expenses (\$209.00) - total held in trust (\$0.00) =	\$2,041.00 ✓

AMEROO SUPER PTY LTD T/F AMEROO
SUPER
21 ENGLEWOOD AV
DUBBO NSW 2830

Account	1LILYDAL
Statement number	23
Statement period	28 April 2023 - 31 May 2023
Ownership	Ameroo Super Pty Ltd t/f Ameroo Super
For property	Unit 1 / 12 Lilydale Tce, Dubbo NSW
Current Tenancy	Eleriin Tamlak Rent: \$450.00 Weekly Paid to: 25/05/23 plus \$385.71 part payment

Balance Brought Forward \$0.00

Income	GST	Credit
Eleriin Tamlak - RENT - 05/05/2023 to 25/05/2023 (part payment \$385.71)		\$1,735.71

Total income: \$1,735.71
Includes GST of: \$0.00

Expenses	GST	Debit
08/05/23 - Rent Commission Fee to Agent (1LILYDAL - Unit 1 / 12 Lilydale Tce, Dubbo NSW)	\$3.09	\$33.95
12/05/23 - Rent Commission Fee to Agent (1LILYDAL - Unit 1 / 12 Lilydale Tce, Dubbo NSW)	\$3.60	\$39.60
15/05/23 - Lease Preparation Fee to Agent (1LILYDAL - Unit 1 / 12 Lilydale Tce, Dubbo NSW)	\$1.50	\$16.50
17/05/23 - Roller door not closing correctly	\$9.00	\$99.00
22/05/23 - Rent Commission Fee to Agent (1LILYDAL - Unit 1 / 12 Lilydale Tce, Dubbo NSW)	\$3.60	\$39.60
26/05/23 - Rent Commission Fee to Agent (1LILYDAL - Unit 1 / 12 Lilydale Tce, Dubbo NSW)	\$3.60	\$39.60
31/05/23 - Sundry Fee End of Month (01/05/2023) to Agent (1LILYDAL - Unit 1 / 12 Lilydale Tce, Dubbo NSW)	\$1.00	\$11.00

Total expenses: \$279.25
Includes GST of: \$25.39

Payments to owner	
31/05/23	\$1,456.46

Total payments: Balance (\$0.00) + Income (\$1,735.71) - expenses (\$279.25) - total held in trust (\$0.00) = **\$1,456.46**

AMEROO SUPER PTY LTD T/F AMEROO
SUPER
21 ENGLEWOOD AV
DUBBO NSW 2830

Account	1LILYDAL
Statement number	24
Statement period	31 May 2023 - 30 June 2023
Ownership	Ameroo Super Pty Ltd t/f Ameroo Super
For property	Unit 1 / 12 Lilydale Tce, Dubbo NSW
Current Tenancy	Eleriin Tamlak Rent: \$450.00 Weekly Paid to: 06/07/23

Balance Brought Forward \$0.00

Income	GST	Credit
Eleriin Tamlak - RENT - 26/05/2023 to 06/07/2023		\$2,314.29
Total income:		\$2,314.29
Includes GST of:		\$0.00

Expenses	GST	Debit
02/06/23 - Rent Commission Fee to Agent (1LILYDAL - Unit 1 / 12 Lilydale Tce, Dubbo NSW)	\$3.60	\$39.60
02/06/23 - Rent Commission Fee to Agent (1LILYDAL - Unit 1 / 12 Lilydale Tce, Dubbo NSW)	\$0.51	\$5.65
09/06/23 - Rent Commission Fee to Agent (1LILYDAL - Unit 1 / 12 Lilydale Tce, Dubbo NSW)	\$3.60	\$39.60
13/06/23 - Sundry Fee End of Month (01/06/2023) to Agent (1LILYDAL - Unit 1 / 12 Lilydale Tce, Dubbo NSW)	\$1.00	\$11.00
16/06/23 - Rent Commission Fee to Agent (1LILYDAL - Unit 1 / 12 Lilydale Tce, Dubbo NSW)	\$3.60	\$39.60
22/06/23 - Fix up oven switch	\$21.00	\$231.00
23/06/23 - Rent Commission Fee to Agent (1LILYDAL - Unit 1 / 12 Lilydale Tce, Dubbo NSW)	\$3.60	\$39.60
27/06/23 - Smoke alarm compliance	\$13.55	\$149.00
28/06/23 - Rent Commission Fee to Agent (1LILYDAL - Unit 1 / 12 Lilydale Tce, Dubbo NSW)	\$3.60	\$39.60
29/06/23 - End of Financial Year Statement Fee (29/06/2023) to Agent (1LILYDAL - Unit 1 / 12 Lilydale Tce, Dubbo NSW)	\$4.09	\$45.00
Total expenses:		\$639.65
Includes GST of:		\$58.15

Payments to owner	
30/06/23	\$1,674.64
Total payments: Balance (\$0.00) + income (\$2,314.29) - expenses (\$639.65) - total held in trust (\$0.00) =	
	\$1,674.64



(w) 07 4059 0594 CNS Beaches / 07 3400 1900 Bribie Island
www.cairnsbeaches.ljhooker.com.au
craig.gillard@ljhooker.com.au
PO Box 104
Trinity Beach QLD 4879
ABN: 60153125216
Licence: 3648840

A.T.F AMEROO SUPER PTY LTD

Folio Summary

Folio: OWN04652
From: 1/07/2022
To: 30/06/2023
Created: 30/06/2023

Money In \$26,000.00	Money Out \$2,825.80	Balance \$23,174.20
--------------------------------	--------------------------------	-------------------------------

Account	Included Tax	Money Out	Money In
303/1 MARLIN PARADE, CAIRNS QLD			
Rent			\$26,000.00
Appliances - Repairs	\$18.00	\$198.00	
Lease Renewal Fee	\$22.73	\$250.00	
Smoke Alarms - Inspection Fee	\$10.82	\$119.00	
Management Fee	\$193.44	\$2,126.80	
Subtotal		<u>\$2,693.80</u>	<u>\$26,000.00</u>
Account Transactions			
Sundry Fee	\$12.00	\$132.00	
Subtotal		<u>\$132.00</u>	<u>\$0.00</u>
Total		<u>\$2,825.80</u>	<u>\$26,000.00</u>

Total Tax on Money Out: \$256.99



PO Box 104
Trinity Beach QLD 4879
(w) 07 4059 0594 CNS Beaches / 07 3400 1900 Bribie Island
www.cairnsbeaches.ljhooker.com.au
craig.gillard@ljhooker.com.au
ABN: 60153125216
Licence: 3648840

A.T.F AMEROO SUPER PTY LTD

Tax Invoice
Account OWN04652
Statement #31
29 Jul 2022

Money In	\$2,000.00
Money Out	\$293.60
You Received	\$1,706.40

Details for Account OWN04652

	Money Out	Money In
Balance brought forward		\$0.00
303/1 MARLIN PARADE, CAIRNS QLD 4870		
Rented for \$500.00 per week		
BEVAN HUGHES paid to 12/08/2022		
Rent paid to 29/07/2022 (previously paid to 15/07/2022)		\$1,000.00
Rent paid to 12/08/2022 (previously paid to 29/07/2022)		\$1,000.00
Inv 9538398 SATS - 303 Marlin - Annual. - SATS - Smoke Alarm Testing Services *	\$119.00	
Management fee *	\$163.60	
Total	\$282.60	\$2,000.00

Account Transactions

Sundry fee *	\$11.00	
Withdrawal by EFT to owner AMEROO SUPER [EFT Transfer to: AMEROO SUPER, (182512) - ***641]	\$1,706.40	
Balance remaining		\$0.00

GST Summary

Total Tax on attached expenses	\$10.82
Total Tax on agency fees	\$15.88
(* includes Tax)	



PO Box 104
 Trinity Beach QLD 4879
 (w) 07 4059 0594 CNS Beaches / 07 3400 1900 Bribie Island
 www.cairnsbeaches.ljhooker.com.au
 craig.gillard@ljhooker.com.au
 ABN: 60153125216
 Licence: 3648840

A.T.F AMEROO SUPER PTY LTD

Tax Invoice
 Account OWN04652
 Statement #32
 31 Aug 2022

Money In	\$2,000.00
Money Out	\$174.60
You Received	\$1,825.40

Details for Account OWN04652

Balance brought forward

303/1 MARLIN PARADE, CAIRNS QLD 4870

Rented for \$500.00 per week
 BEVAN HUGHES paid to 9/09/2022

Rent paid to 26/08/2022 (previously paid to 12/08/2022)
 Rent paid to 9/09/2022 (previously paid to 26/08/2022)
 Management fee *

Total

Money Out	Money In
	\$0.00
	\$1,000.00
	\$1,000.00
\$163.60	
\$163.60	\$2,000.00

Account Transactions

Sundry fee *
 Withdrawal by EFT to owner AMEROO SUPER
 [EFT Transfer to: AMEROO SUPER, (182512) - ***641]

Balance remaining

\$11.00	
\$1,825.40	
	\$0.00

GST Summary

Total Tax on agency fees \$15.88
 (* includes Tax)



PO Box 104
 Trinity Beach QLD 4879
 (w) 07 4059 0594 CNS Beaches / 07 3400 1900 Bribie Island
 www.cairnsbeaches.ljhooker.com.au
 craig.gillard@ljhooker.com.au
 ABN: 60153125216
 Licence: 3648840

A.T.F AMEROO SUPER PTY LTD

Tax Invoice
 Account OWN04652
 Statement #33
 30 Sep 2022

Money In	\$2,000.00
Money Out	\$372.60
You Received	\$1,627.40

Details for Account OWN04652

Balance brought forward

303/1 MARLIN PARADE, CAIRNS QLD 4870

Rented for \$500.00 per week
 BEVAN HUGHES paid to 7/10/2022

Rent paid to 23/09/2022 (previously paid to 9/09/2022)

Rent paid to 7/10/2022 (previously paid to 23/09/2022)

Inv 45 Stans Appliance - 303 Marlin - Dryer Repairs - Stans Appliance Repairs *
 Management fee *

Total

	Money Out	Money In
		\$0.00
		\$1,000.00
		\$1,000.00
	\$198.00	
	\$163.60	
	<hr/>	
	\$361.60	\$2,000.00

Account Transactions

Sundry fee *

Withdrawal by EFT to owner AMEROO SUPER

[EFT Transfer to: AMEROO SUPER, (182512) - ***641]

Balance remaining

	\$11.00	
	\$1,627.40	
		\$0.00

GST Summary

Total Tax on attached expenses

\$18.00

Total Tax on agency fees

\$15.88

(* includes Tax)



PO Box 104
 Trinity Beach QLD 4879
 (w) 07 4059 0594 CNS Beaches / 07 3400 1900 Bribie Island
 www.cairnsbeaches.ljhooker.com.au
 craig.gillard@ljhooker.com.au
 ABN: 60153125216
 Licence: 3648840

A.T.F AMEROO SUPER PTY LTD

Tax Invoice
 Account OWN04652
 Statement #34
 31 Oct 2022

Money In	\$2,000.00
Money Out	\$174.60
You Received	\$1,825.40

Details for Account OWN04652

Balance brought forward

303/1 MARLIN PARADE, CAIRNS QLD 4870

Rented for \$500.00 per week
 BEVAN HUGHES paid to 4/11/2022

Rent paid to 21/10/2022 (previously paid to 7/10/2022)

Rent paid to 4/11/2022 (previously paid to 21/10/2022)

Management fee *

Total

	Money Out	Money In
		\$0.00
		\$1,000.00
		\$1,000.00
	\$163.60	
	\$163.60	\$2,000.00

Account Transactions

Sundry fee *

Withdrawal by EFT to owner AMEROO SUPER
 [EFT Transfer to: AMEROO SUPER, (182512) - ***641]

Balance remaining

\$11.00
\$1,825.40

\$0.00

GST Summary

Total Tax on agency fees

(* Includes Tax)

\$15.88



PO Box 104
 Trinity Beach QLD 4879
 (w) 07 4059 0594 CNS Beaches / 07 3400 1900 Bribie Island
 www.cairnsbeaches.ljhooker.com.au
 craig.gillard@ljhooker.com.au
 ABN: 60153125216
 Licence: 3648840

A.T.F AMEROO SUPER PTY LTD

Tax Invoice
 Account OWN04652
 Statement #35
 30 Nov 2022

Money In	\$3,000.00
Money Out	\$256.40
You Received	\$2,743.60

Details for Account OWN04652

Balance brought forward

303/1 MARLIN PARADE, CAIRNS QLD 4870

Rented for \$500.00 per week
 BEVAN HUGHES paid to 16/12/2022

Rent paid to 18/11/2022 (previously paid to 4/11/2022)
 Rent paid to 2/12/2022 (previously paid to 18/11/2022)
 Rent paid to 16/12/2022 (previously paid to 2/12/2022)
 Management fee *

Total

Money Out	Money In
	\$0.00
	\$1,000.00
	\$1,000.00
	\$1,000.00
\$245.40	
\$245.40	\$3,000.00

Account Transactions

Sundry fee *

Withdrawal by EFT to owner AMEROO SUPER

[EFT Transfer to: AMEROO SUPER, (182512) - ***641]

Balance remaining

\$11.00
 \$2,743.60

\$0.00

GST Summary

Total Tax on agency fees

(* includes Tax)

\$23.32



PO Box 104
Trinity Beach QLD 4879
(w) 07 4059 0594 CNS Beaches / 07 3400 1900 Bribie Island
www.cairnsbeaches.ljhooker.com.au
craig.gillard@ljhooker.com.au
ABN: 60153125216
Licence: 3648840

A.T.F AMEROO SUPER PTY LTD

Tax Invoice
Account OWN04652
Statement #36
31 Dec 2022

Money In	\$2,000.00
Money Out	\$174.60
You Received	\$1,825.40

Details for Account OWN04652

Balance brought forward

303/1 MARLIN PARADE, CAIRNS QLD 4870

Rented for \$500.00 per week
BEVAN HUGHES paid to 13/01/2023

Rent paid to 30/12/2022 (previously paid to 16/12/2022)

Rent paid to 13/01/2023 (previously paid to 30/12/2022)

Management fee *

	Money Out	Money In
Balance brought forward		\$0.00
Rent paid to 30/12/2022 (previously paid to 16/12/2022)		\$1,000.00
Rent paid to 13/01/2023 (previously paid to 30/12/2022)		\$1,000.00
Management fee *	\$163.60	
Total	\$163.60	\$2,000.00

Account Transactions

Sundry fee *		\$11.00
Withdrawal by EFT to owner AMEROO SUPER [EFT Transfer to: AMEROO SUPER, (182512) - ***641]		\$1,825.40
Balance remaining		\$0.00

GST Summary

Total Tax on agency fees \$15.88
(* includes Tax)



PO Box 104
Trinity Beach QLD 4879
(w) 07 4059 0594 CNS Beaches / 07 3400 1900 Bribie Island
www.cairnsbeaches.ljhooker.com.au
craig.gillard@ljhooker.com.au
ABN: 60153125216
Licence: 3648840

A.T.F AMEROO SUPER PTY LTD

Tax Invoice
Account OWN04652
Statement #37
31 Jan 2023

Money In	\$2,000.00
Money Out	\$174.60
You Received	\$1,825.40

Details for Account OWN04652

Balance brought forward

	Money Out	Money In
		\$0.00

303/1 MARLIN PARADE, CAIRNS QLD 4870

Rented for \$500.00 per week
BEVAN HUGHES paid to 10/02/2023

Rent paid to 27/01/2023 (previously paid to 13/01/2023)
Rent paid to 10/02/2023 (previously paid to 27/01/2023)
Management fee *

		\$1,000.00
		\$1,000.00
	\$163.60	

Total

	\$163.60	\$2,000.00
--	----------	------------

Account Transactions

Sundry fee *
Withdrawal by EFT to owner AMEROO SUPER
[EFT Transfer to: AMEROO SUPER, (182512) - ***641]

	\$11.00	
	\$1,825.40	

Balance remaining

\$0.00

GST Summary

Total Tax on agency fees
(* includes Tax)

\$15.88



PO Box 104
Trinity Beach QLD 4879
(w) 07 4059 0594 CNS Beaches / 07 3400 1900 Bribie Island
www.cairnsbeaches.ljhooker.com.au
craig.gillard@ljhooker.com.au
ABN: 60153125216
Licence: 3648840

A.T.F AMEROO SUPER PTY LTD

Tax Invoice
Account OWN04652
Statement #38
28 Feb 2023

Money In	\$2,000.00
Money Out	\$424.60
You Received	\$1,575.40

Details for Account OWN04652

	Money Out	Money In
Balance brought forward		\$0.00
303/1 MARLIN PARADE, CAIRNS QLD 4870		
Rented for \$500.00 per week		
BEVAN HUGHES paid to 10/03/2023		
Rent paid to 24/02/2023 (previously paid to 10/02/2023)		\$1,000.00
Rent paid to 10/03/2023 (previously paid to 24/02/2023)		\$1,000.00
Lease Renewal Fee - 303/1 Marlin Pde - LJH Lease Renewal *	\$250.00	
Management fee *	\$163.60	
Total	\$413.60	\$2,000.00

Account Transactions

Sundry fee *	\$11.00	
Withdrawal by EFT to owner AMEROO SUPER	\$1,575.40	
[EFT Transfer to: AMEROO SUPER, (182512) - ***641]		
Balance remaining		\$0.00

GST Summary

Total Tax on attached expenses	\$22.73
Total Tax on agency fees	\$15.88
(* includes Tax)	



PO Box 104
Trinity Beach QLD 4879
(w) 07 4059 0594 CNS Beaches / 07 3400 1900 Bribie Island
www.cairnsbeaches.ljhooker.com.au
craig.gillard@ljhooker.com.au
ABN: 60153125216
Licence: 3648840

A.T.F AMEROO SUPER PTY LTD

Tax Invoice
Account OWN04652
Statement #39
31 Mar 2023

Money In	\$2,000.00
Money Out	\$174.60
You Received	\$1,825.40

Details for Account OWN04652

Balance brought forward

303/1 MARLIN PARADE, CAIRNS QLD 4870

Rented for \$500.00 per week

BEVAN HUGHES paid to 7/04/2023

Rent paid to 24/03/2023 (previously paid to 10/03/2023)

Rent paid to 7/04/2023 (previously paid to 24/03/2023)

Management fee *

Total

Money Out	Money In
	\$0.00
	\$1,000.00
	\$1,000.00
\$163.60	
\$163.60	\$2,000.00

Account Transactions

Sundry fee *

Withdrawal by EFT to owner AMEROO SUPER

[EFT Transfer to: AMEROO SUPER, (182512) - ***641]

Balance remaining

\$11.00
\$1,825.40
\$0.00

GST Summary

Total Tax on agency fees

(* includes Tax)

\$15.88



PO Box 104
 Trinity Beach QLD 4879
 (w) 07 4059 0594 CNS Beaches / 07 3400 1900 Bribie Island
 www.cairnsbeaches.ljhooker.com.au
 craig.gillard@ljhooker.com.au
 ABN: 60153125216
 Licence: 3648840

A.T.F AMEROO SUPER PTY LTD

Tax Invoice
 Account OWN04652
 Statement #40
 30 Apr 2023

Money In	\$2,000.00
Money Out	\$174.60
You Received	\$1,825.40

Details for Account OWN04652

	Money Out	Money In
Balance brought forward		\$0.00
303/1 MARLIN PARADE, CAIRNS QLD 4870		
Rented for \$500.00 per week		
BEVAN HUGHES paid to 5/05/2023		
Rent paid to 21/04/2023 (previously paid to 7/04/2023)		\$1,000.00
Rent paid to 5/05/2023 (previously paid to 21/04/2023)		\$1,000.00
Management fee *	\$163.60	
Total	\$163.60	\$2,000.00

Account Transactions

Sundry fee *		
Withdrawal by EFT to owner AMEROO SUPER	\$11.00	
[EFT Transfer to: AMEROO SUPER, (182512) - ***641]	\$1,825.40	
Balance remaining		\$0.00

GST Summary

Total Tax on agency fees \$15.88
 (* includes Tax)



PO Box 104
Trinity Beach QLD 4879
(w) 07 4059 0594 CNS Beaches / 07 3400 1900 Bribie Island
www.cairnsbeaches.ljhooker.com.au
craig.gillard@ljhooker.com.au
ABN: 60153125216
Licence: 3648840

A.T.F AMEROO SUPER PTY LTD

Tax Invoice
Account OWN04652
Statement #41
31 May 2023

Money In	\$3,000.00
Money Out	\$256.40
You Received	\$2,743.60

Details for Account OWN04652

	Money Out	Money In
Balance brought forward		\$0.00

303/1 MARLIN PARADE, CAIRNS QLD 4870

Rented for \$500.00 per week
BEVAN HUGHES paid to 16/06/2023

Rent paid to 19/05/2023 (previously paid to 5/05/2023)		\$1,000.00
Rent paid to 2/06/2023 (previously paid to 19/05/2023)		\$1,000.00
Rent paid to 16/06/2023 (previously paid to 2/06/2023)		\$1,000.00
Management fee *	\$245.40	
Total	\$245.40	\$3,000.00

Account Transactions

Sundry fee *	\$11.00	
Withdrawal by EFT to owner AMEROO SUPER [EFT Transfer to: AMEROO SUPER, (182512) - ***641]	\$2,743.60	
Balance remaining		\$0.00

GST Summary

Total Tax on agency fees \$23.32
(* includes Tax)



PO Box 104
 Trinity Beach QLD 4879
 (w) 07 4059 1594 CNS Beaches / 07 3400 1900 Bribie Island
 www.cairnsbeaches.ljhooker.com.au
 craig.gillard@ljhooker.com.au
 ABN: 60153125216
 Licence: 3648840

A.T.F AMEROO SUPER PTY LTD

Tax Invoice
 Account OWN04652
 Statement #42
 30 Jun 2023

Money In	\$2,000.00
Money Out	\$174.60
You Received	\$1,825.40

Details for Account OWN04652

	Money Out	Money In
Balance brought forward		\$0.00
303/1 MARLIN PARADE, CAIRNS QLD 4870		
Rented for \$500.00 per week		
BEVAN HUGHES paid to 14/07/2023		
Rent paid to 30/06/2023 (previously paid to 16/06/2023)		\$1,000.00
Rent paid to 14/07/2023 (previously paid to 30/06/2023)		\$1,000.00
Management fee *	\$163.60	
Total	\$163.60	\$2,000.00

Account Transactions

Sundry fee *		\$11.00
Withdrawal by EFT to owner AMEROO SUPER		\$1,825.40
[EFT Transfer to: AMEROO SUPER, (182512) - ***641]		
Balance remaining		\$0.00

GST Summary

Total Tax on agency fees \$15.88
 (* includes Tax)

30100 - Accountancy Fees

2023 Financial Year

Preparer Rhonda Wilkinson

Reviewer John Curley

Status Completed

Account Code	Description	CY Balance	LY Balance	Change
30100	Accountancy Fees	\$2,750.00	\$2,640.00	4.17%
TOTAL		CY Balance	LY Balance	
		\$2,750.00	\$2,640.00	

Supporting Documents

- General Ledger [Report](#)
- Invoice I004001.pdf
- Invoice I004001.pdf

Standard Checklist

- Attach all source documentation
- Ensure all Transactions have been entered

Ameroo Super
General Ledger

As at 30 June 2023

Transaction Date	Description	Units	Debit	Credit	Balance \$
Accountancy Fees (30100)					
<u>Accountancy Fees (30100)</u>					
07/10/2022	CHEQUE WITHDRAWAL 000079 09		2,750.00		2,750.00 DR
			2,750.00		2,750.00 DR

Total Debits: 2,750.00

Total Credits: 0.00



PEACOCKE
ACCOUNTANTS

TAX INVOICE

Ameroo Super
Attention: Charmian
21 Englewood Ave
DUBBO NSW 2830
AUSTRALIA
ABN: 90 902 501 641

Invoice Date
27 Sep 2022

Invoice Number
I004001

ABN
87 120 172 965

Peacocke Accountants Pty
Ltd
PO Box 424
DUBBO NSW 2830.
P 02 6885 5594
F 02 6867 9722

Description	Quantity	Unit Price	GST	Amount AUD
Client Order No: Job No: J012940 Name: SMSF 2022 Preparation and Lodgement of financial statements and income tax returns for the year ended 30 June 2022 for your self-managed superannuation fund Preparation of necessary workpapers and supporting documentation for Audit Completion of Audit as required				
SMSF Financials & Audit Assistance Preparation of the financial statements; including assembling materials for audit for the above named Superfund for the year. Also, includes preparation of minutes, arranging for appropriate signatures of audit-related documents, liaising with the auditors during the audit process. Preparation and lodgment of the Superfund's income tax return with the Australian Taxation Office. Also includes arranging for title searches if the Superfund has invested in real estate, arranging for an actuarial certificate if the Superfund has pension and accumulation account and other matters as required.	1.00	2,500.00	10%	2,500.00
SMSF Australia Auditor Payment on your behalf to SMSF Australia for audit of your fund.	1.00	350.00	10%	350.00
Heffron Actuarial Certificate Payment on your behalf to Heffron for your actuarial certificate.	1.00	120.00	10%	120.00
			Subtotal	2,970.00
			TOTAL GST 10%	297.00
			TOTAL AUD	3,267.00

Due Date: 11 Oct 2022

Bank to Peacocke Accountants Pty Ltd
ANZ Dubbo



PEACOCKE
ACCOUNTANTS

TAX INVOICE

Ameroo Super
Attention: Charmian
21 Englewood Ave
DUBBO NSW 2830
AUSTRALIA
ABN: 90 902 501 641

Invoice Date
27 Sep 2022

Invoice Number
I004001

ABN
87 120 172 965

Peacocke Accountants Pty
Ltd
PO Box 424
DUBBO NSW 2830.
P 02 6885 5594
F 02 6867 9722

Description	Quantity	Unit Price	GST	Amount AUD
Client Order No: Job No: J012940 Name: SMSF 2022 Preparation and Lodgement of financial statements and income tax returns for the year ended 30 June 2022 for your self-managed superannuation fund Preparation of necessary workpapers and supporting documentation for Audit Completion of Audit as required				
SMSF Financials & Audit Assistance Preparation of the financial statements; including assembling materials for audit for the above named Superfund for the year. Also, includes preparation of minutes, arranging for appropriate signatures of audit-related documents, liaising with the auditors during the audit process. Preparation and lodgment of the Superfund's income tax return with the Australian Taxation Office. Also includes arranging for title searches if the Superfund has invested in real estate, arranging for an actuarial certificate if the Superfund has pension and accumulation account and other matters as required.	1.00	2,500.00	10%	2,500.00
SMSF Australia Auditor Payment on your behalf to SMSF Australia for audit of your fund.	1.00	350.00	10%	350.00
Heffron Actuarial Certificate Payment on your behalf to Heffron for your actuarial certificate.	1.00	120.00	10%	120.00
			Subtotal	2,970.00
			TOTAL GST 10%	297.00
			TOTAL AUD	3,267.00

Due Date: 11 Oct 2022

Bank to Peacocke Accountants Pty Ltd
ANZ Dubbo

30150 - Administration Fees

2023 Financial Year

Preparer Rhonda Wilkinson

Reviewer John Curley

Status Completed

Account Code	Description	CY Balance	LY Balance	Change
30150	Administration Fees	\$176.00	\$506.00	(65.22)%
TOTAL		CY Balance	LY Balance	
		\$176.00	\$506.00	

Supporting Documents

- General Ledger [Report](#)
- Invoice I004350 Asic Admin.pdf

Standard Checklist

- Attach all source documentation
- Ensure all Transactions have been entered

Ameroo Super
General Ledger

As at 30 June 2023

Transaction Date	Description	Units	Debit	Credit	Balance \$
Administration Fees (30150)					
<i>Administration Fees (30150)</i>					
21/06/2023	ASIC 20/21 payment TD		176.00		176.00 DR
			176.00		176.00 DR
Total Debits:	176.00				
Total Credits:	0.00				



PEACOCKE
ACCOUNTANTS

TAX INVOICE

Ameroo Super Pty Ltd
21 Englewood Ave
DUBBO NSW 2830
AUSTRALIA

Invoice Date
20 Jun 2023

Invoice Number
I004350

ABN
87 120 172 965

Peacocke Accountants Pty
Ltd
PO Box 424
DUBBO NSW 2830.
P 02 6885 5594
F 02 6867 9722

Description	Quantity	Unit Price	GST	Amount AUD
Client Order No: Job No: J013390 Name: ASIC 2023 Review of your ASIC annual statement for the year 2020-21				
Corporate Secretarial ASIC Processing fee for ASIC company statement	1.00	160.00	10%	160.00
ASIC Super Company - Payment made on your behalf to ASIC We have already paid ASIC on your behalf, to avoid any potential late fees.	1.00	59.00	No GST	59.00
Subtotal				219.00
TOTAL GST 10%				16.00
TOTAL AUD				235.00
Less Amount Paid				235.00
AMOUNT DUE AUD				0.00

Due Date: 4 Jul 2023

Bank to Peacocke Accountants Pty Ltd
ANZ Dubbo
BSB 012-615
Ac No 4943-45606

30200 - Actuarial Certificate

2023 Financial Year

Preparer Rhonda Wilkinson

Reviewer John Curley

Status Completed

Account Code	Description	CY Balance	LY Balance	Change
30200	Actuarial Certificate	\$132.00	\$132.00	0%
TOTAL		CY Balance	LY Balance	
		\$132.00	\$132.00	

Supporting Documents

- General Ledger [Report](#)
- Invoice I004001.pdf

Standard Checklist

- Attach all source documentation
- Ensure all Transactions have been entered

Ameroo Super
General Ledger

As at 30 June 2023

Transaction Date	Description	Units	Debit	Credit	Balance \$
Actuarial Certificate (30200)					
<u>Actuarial Certificate (30200)</u>					
07/10/2022	CHEQUE WITHDRAWAL 000079 09		132.00		132.00 DR
			132.00		132.00 DR

Total Debits: 132.00

Total Credits: 0.00



TAX INVOICE

Ameroo Super
Attention: Charmian
21 Englewood Ave
DUBBO NSW 2830
AUSTRALIA
ABN: 90 902 501 641

Invoice Date
27 Sep 2022

Invoice Number
I004001

ABN
87 120 172 965

Peacocke Accountants Pty
Ltd
PO Box 424
DUBBO NSW 2830.
P 02 6885 5594
F 02 6867 9722

Description	Quantity	Unit Price	GST	Amount AUD
Client Order No: Job No: J012940 Name: SMSF 2022 Preparation and Lodgement of financial statements and income tax returns for the year ended 30 June 2022 for your self-managed superannuation fund Preparation of necessary workpapers and supporting documentation for Audit Completion of Audit as required				
SMSF Financials & Audit Assistance Preparation of the financial statements; including assembling materials for audit for the above named Superfund for the year. Also, includes preparation of minutes, arranging for appropriate signatures of audit-related documents, liaising with the auditors during the audit process. Preparation and lodgment of the Superfund's income tax return with the Australian Taxation Office. Also includes arranging for title searches if the Superfund has invested in real estate, arranging for an actuarial certificate if the Superfund has pension and accumulation account and other matters as required.	1.00	2,500.00	10%	2,500.00
SMSF Australia Auditor Payment on your behalf to SMSF Australia for audit of your fund.	1.00	350.00	10%	350.00
Heffron Actuarial Certificate Payment on your behalf to Heffron for your actuarial certificate.	1.00	120.00	10%	120.00
			Subtotal	2,970.00
			TOTAL GST 10%	297.00
			TOTAL AUD	3,267.00

Due Date: 11 Oct 2022

Bank to Peacocke Accountants Pty Ltd
ANZ Dubbo

30400 - ATO Supervisory Levy

2023 Financial Year

Preparer Rhonda Wilkinson

Reviewer John Curley

Status Completed

Account Code	Description	CY Balance	LY Balance	Change
30400	ATO Supervisory Levy	\$259.00	\$259.00	0%
TOTAL		CY Balance	LY Balance	
		\$259.00	\$259.00	

Supporting Documents

- General Ledger [Report](#)

Standard Checklist

- Attach all source documentation
- Ensure all Transactions have been entered

Ameroo Super
General Ledger

As at 30 June 2023

Transaction Date	Description	Units	Debit	Credit	Balance \$
ATO Supervisory Levy (30400)					
<i>ATO Supervisory Levy (30400)</i>					
30/09/2022	ATO ATO001000017562876 50		259.00		259.00 DR
			259.00		259.00 DR

Total Debits: 259.00

Total Credits: 0.00

30700 - Auditor's Remuneration

2023 Financial Year

Preparer Rhonda Wilkinson

Reviewer John Curley

Status Completed

Account Code	Description	CY Balance	LY Balance	Change
30700	Auditor's Remuneration	\$385.00	\$385.00	0%
TOTAL		CY Balance	LY Balance	
		\$385.00	\$385.00	

Supporting Documents

- General Ledger [Report](#)
- Invoice I004001.pdf

Standard Checklist

- Attach all source documentation
- Ensure all Transactions have been entered

Ameroo Super
General Ledger

As at 30 June 2023

Transaction Date	Description	Units	Debit	Credit	Balance \$
Auditor's Remuneration (30700)					
Auditor's Remuneration (30700)					
07/10/2022	CHEQUE WITHDRAWAL 000079 09		385.00		385.00 DR
			385.00		385.00 DR

Total Debits: 385.00

Total Credits: 0.00



PEACOCKE
ACCOUNTANTS

TAX INVOICE

Ameroo Super
Attention: Charmian
21 Englewood Ave
DUBBO NSW 2830
AUSTRALIA
ABN: 90 902 501 641

Invoice Date
27 Sep 2022

Invoice Number
I004001

ABN
87 120 172 965

Peacocke Accountants Pty
Ltd
PO Box 424
DUBBO NSW 2830.
P 02 6885 5594
F 02 6867 9722

Description	Quantity	Unit Price	GST	Amount AUD
Client Order No: Job No: J012940 Name: SMSF 2022 Preparation and Lodgement of financial statements and income tax returns for the year ended 30 June 2022 for your self-managed superannuation fund Preparation of necessary workpapers and supporting documentation for Audit Completion of Audit as required				
SMSF Financials & Audit Assistance Preparation of the financial statements; including assembling materials for audit for the above named Superfund for the year. Also, includes preparation of minutes, arranging for appropriate signatures of audit-related documents, liaising with the auditors during the audit process. Preparation and lodgment of the Superfund's income tax return with the Australian Taxation Office. Also includes arranging for title searches if the Superfund has invested in real estate, arranging for an actuarial certificate if the Superfund has pension and accumulation account and other matters as required.	1.00	2,500.00	10%	2,500.00
SMSF Australia Auditor Payment on your behalf to SMSF Australia for audit of your fund.	1.00	350.00	10%	350.00
Heffron Actuarial Certificate Payment on your behalf to Heffron for your actuarial certificate.	1.00	120.00	10%	120.00
			Subtotal	2,970.00
			TOTAL GST 10%	297.00
			TOTAL AUD	3,267.00

Due Date: 11 Oct 2022

Bank to Peacocke Accountants Pty Ltd
ANZ Dubbo

30800 - ASIC Fees

2023 Financial Year

Preparer Rhonda Wilkinson

Reviewer John Curley

Status Completed

Account Code	Description	CY Balance	LY Balance	Change
30800	ASIC Fees	\$59.00	\$56.00	5.36%
TOTAL		CY Balance	LY Balance	
		\$59.00	\$56.00	

Supporting Documents

- General Ledger [Report](#)
- Invoice I004350 Asic Admin.pdf

Standard Checklist

- Attach all source documentation
- Ensure all Transactions have been entered

Ameroo Super

General Ledger

As at 30 June 2023

Transaction Date	Description	Units	Debit	Credit	Balance \$
ASIC Fees (30800)					
ASIC Fees (30800)					
21/06/2023	ASIC 20/21 payment TD		59.00		59.00 DR
			59.00		59.00 DR

Total Debits: 59.00

Total Credits: 0.00



PEACOCKE
ACCOUNTANTS

TAX INVOICE

Ameroo Super Pty Ltd
21 Englewood Ave
DUBBO NSW 2830
AUSTRALIA

Invoice Date
20 Jun 2023

Invoice Number
I004350

ABN
87 120 172 965

Peacocke Accountants Pty
Ltd
PO Box 424
DUBBO NSW 2830.
P 02 6885 5594
F 02 6867 9722

Description	Quantity	Unit Price	GST	Amount AUD
Client Order No: Job No: J013390 Name: ASIC 2023 Review of your ASIC annual statement for the year 2020-21				
Corporate Secretarial ASIC Processing fee for ASIC company statement	1.00	160.00	10%	160.00
ASIC Super Company - Payment made on your behalf to ASIC We have already paid ASIC on your behalf, to avoid any potential late fees.	1.00	59.00	No GST	59.00
Subtotal				219.00
TOTAL GST 10%				16.00
TOTAL AUD				235.00
Less Amount Paid				235.00
AMOUNT DUE AUD				0.00

Due Date: 4 Jul 2023

Bank to Peacocke Accountants Pty Ltd
ANZ Dubbo
BSB 012-615
Ac No 4943-45606



PAYMENT ADVICE

To: Peacocke Accountants Pty Ltd
PO Box 424
DUBBO NSW 2830.
P 02 6885 5594
F 02 6867 9722

Customer	Ameroo Super Pty Ltd
Invoice Number	I004350
Amount Due	0.00
Due Date	4 Jul 2023

Amount Enclosed

Enter the amount you are paying above

41600 - Pensions Paid

2023 Financial Year

Preparer Rhonda Wilkinson

Reviewer John Curley

Status Completed

Account Code	Description	CY Balance	LY Balance	Change
KATCHA00024P	(Pensions Paid) Kater, Charmian - Pension (Account Based Pension 2)	\$33,800.00	\$33,550.00	0.75%
TOTAL		CY Balance	LY Balance	
		\$33,800.00	\$33,550.00	

Supporting Documents

- Pension Summary Report [Report](#)

Standard Checklist

- Attach copy of Pension Summary Report
- Ensure Member(s) have been advised of pension for coming year
- Ensure Minimum Pension has been paid for each account

Ameroo Super

Pension Summary

As at 30 June 2023

Member Name : Kater, Charmian

Member Age : 74* (Date of Birth : Provided)

Member Code	Pension Type	Pension Start Date	Tax Free	Min / PF	Minimum	Maximum	Gross Pension Payments	PAYG	Net Pension Payment	Amount to reach Minimum
KATCHA 00024P	Account Based Pension	01/07/2016	91.44%	2.50%	\$33,780.00*	N/A	\$33,800.00	\$0.00	\$33,800.00	NIL

*COVID-19 50% reduction has been applied to the minimum pension amount.

					\$33,780.00	\$0.00	\$33,800.00	\$0.00	\$33,800.00	\$0.00
--	--	--	--	--	--------------------	---------------	--------------------	---------------	--------------------	---------------

Total :

					\$33,780.00	\$0.00	\$33,800.00	\$0.00	\$33,800.00	\$0.00
--	--	--	--	--	--------------------	---------------	--------------------	---------------	--------------------	---------------

*Age as at 01/07/2022 or pension start date for new pensions.

41920 - Property Expenses - Advertising

2023 Financial Year

Preparer Rhonda Wilkinson

Reviewer John Curley

Status N/A - Not Applicable

Account Code	Description	CY Balance	LY Balance	Change
PROP12Lilly	1 & 2/12 Lillydale Terrace, Dubbo NSW 2830		\$165.00	100%
PropRent	303/1 Marlin Parade, Cairns QLD 4870		\$77.00	100%
TOTAL		CY Balance	LY Balance	
			\$242.00	

Supporting Documents

◦ General Ledger [Report](#)

Standard Checklist

- Attach Agent statements (either monthly or annual)
- Attach any other statements, notices or invoices

Ameroo Super

General Ledger

As at 30 June 2023

Transaction Date	Description	Units	Debit	Credit	Balance \$
------------------	-------------	-------	-------	--------	------------

0.00 DR

Total Debits: 0.00

Total Credits: 0.00

41921 - Property Expenses - Admin Fees

2023 Financial Year

Preparer Rhonda Wilkinson

Reviewer John Curley

Status N/A - Not Applicable

Account Code	Description	CY Balance	LY Balance	Change
00001	1 & 2 / 12 Lillydale Terrace		\$45.00	100%
00002	Marlin Parade, Cairns		\$132.00	100%
TOTAL		CY Balance	LY Balance	
			\$177.00	

Supporting Documents

◦ General Ledger [Report](#)

Standard Checklist

- Attach Agent statements (either monthly or annual)
- Attach any other statements, notices or invoices

Ameroo Super

General Ledger

As at 30 June 2023

Transaction Date	Description	Units	Debit	Credit	Balance \$
					0.00 DR

Total Debits: 0.00

Total Credits: 0.00

41930 - Property Expenses - Agents Management Fees

2023 Financial Year

Preparer Rhonda Wilkinson

Reviewer John Curley

Status Completed

Account Code	Description	CY Balance	LY Balance	Change
PROP12Lilly	1 & 2/12 Lillydale Terrace, Dubbo NSW 2830	\$3,738.29	\$3,790.78	(1.38)%
PropRent	303/1 Marlin Parade, Cairns QLD 4870	\$2,508.80	\$2,555.07	(1.81)%
TOTAL		CY Balance	LY Balance	
		\$6,247.09	\$6,345.85	

Supporting Documents

○ General Ledger [Report](#)

Standard Checklist

- Attach Agent statements (either monthly or annual)
- Attach any other statements, notices or invoices

Notes

Rhonda Wilkinson

Note

12/10/2023 12:09

Please refer to Rental Statements attached to 28000 Property Income.

Ameroo Super General Ledger

As at 30 June 2023

Transaction Date	Description	Units	Debit	Credit	Balance \$
Property Expenses - Agents Management Fees (41930)					
<u>1 & 2/12 Lillydale Terrace, Dubbo NSW 2830 (PROP12Lilly)</u>					
28/07/2022	Dubbo Real Estat RENT PAYMENT 50		149.85		149.85 DR
29/07/2022	REMITTER PPGDUBBO 50		153.34		303.19 DR
29/08/2022	Dubbo Real Estat RENT PAYMENT 50		101.20		404.39 DR
31/08/2022	REMITTER PPGDUBBO 50		158.84		563.23 DR
28/09/2022	Dubbo Real Estat RENT PAYMENT 50		124.85		688.08 DR
30/09/2022	REMITTER PPGDUBBO 50		158.84		846.92 DR
28/10/2022	Dubbo Real Estat RENT PAYMENT 50		101.20		948.12 DR
31/10/2022	REMITTER PPGDUBBO 50		280.28		1,228.40 DR
28/11/2022	Dubbo Real Estat RENT PAYMENT 50		101.20		1,329.60 DR
22/12/2022	Dubbo Real Estat RENT PAYMENT 50		101.20		1,430.80 DR
28/12/2022	REMITTER PPGDUBBO 50		243.76		1,674.56 DR
27/01/2023	Dubbo Real Estat RENT PAYMENT 50		124.85		1,799.41 DR
31/01/2023	REMITTER PPGDUBBO 50		243.32		2,042.73 DR
28/02/2023	REMITTER PPGDUBBO 50		130.56		2,173.29 DR
28/02/2023	Dubbo Real Estat RENT PAYMENT 50		255.00		2,428.29 DR
28/03/2023	Dubbo Real Estat RENT PAYMENT 50		110.00		2,538.29 DR
31/03/2023	REMITTER PPGDUBBO 50		169.40		2,707.69 DR
28/04/2023	REMITTER PPGDUBBO 50		209.00		2,916.69 DR
28/04/2023	Dubbo Real Estat RENT PAYMENT 50		135.85		3,052.54 DR
29/05/2023	Dubbo Real Estat RENT PAYMENT 50		110.00		3,162.54 DR
31/05/2023	REMITTER PPGDUBBO 50		180.25		3,342.79 DR
28/06/2023	Dubbo Real Estat RENT PAYMENT 50		135.85		3,478.64 DR
30/06/2023	REMITTER PPGDUBBO 50		259.65		3,738.29 DR
			3,738.29		3,738.29 DR
<u>303/1 Marlin Parade, Cairns QLD 4870 (PropRent)</u>					
29/07/2022	Gilcorp Pty Ltd LJ Hooker 50		174.60		174.60 DR
31/08/2022	Gilcorp Pty Ltd LJ Hooker 50		174.60		349.20 DR
30/09/2022	Gilcorp Pty Ltd LJ Hooker 50		174.60		523.80 DR
31/10/2022	Gilcorp Pty Ltd LJ Hooker 50		174.60		698.40 DR
30/11/2022	Gilcorp Pty Ltd LJ Hooker 50		256.40		954.80 DR
03/01/2023	Gilcorp Pty Ltd LJ Hooker 50		174.60		1,129.40 DR
31/01/2023	Gilcorp Pty Ltd LJ Hooker 50		174.60		1,304.00 DR
28/02/2023	Gilcorp Pty Ltd LJ Hooker 50		424.60		1,728.60 DR
31/03/2023	Gilcorp Pty Ltd LJ Hooker 50		174.60		1,903.20 DR
01/05/2023	Gilcorp Pty Ltd LJ Hooker 50		174.60		2,077.80 DR
31/05/2023	Gilcorp Pty Ltd LJ Hooker 50		256.40		2,334.20 DR
30/06/2023	Gilcorp Pty Ltd LJ Hooker 50		174.60		2,508.80 DR
			2,508.80		2,508.80 DR
Total Debits:	6,247.09				
Total Credits:	0.00				

41960 - Property Expenses - Council Rates

2023 Financial Year

Preparer Rhonda Wilkinson

Reviewer John Curley

Status Completed

Account Code	Description	CY Balance	LY Balance	Change
PROP12Lilly	1 & 2/12 Lillydale Terrace, Dubbo NSW 2830	\$3,527.08	\$3,421.16	3.1%
PropRent	303/1 Marlin Parade, Cairns QLD 4870	\$2,759.36	\$2,677.86	3.04%
TOTAL		CY Balance	LY Balance	
		\$6,286.44	\$6,099.02	

Supporting Documents

- General Ledger [Report](#)
- Dubbo Council Rates Notices 2023.pdf
- Cairns Council Rates Notices 2023.pdf

Standard Checklist

- Attach Agent statements (either monthly or annual)
- Attach any other statements, notices or invoices

Ameroo Super General Ledger

As at 30 June 2023

Transaction Date	Description	Units	Debit	Credit	Balance \$
Property Expenses - Council Rates (41960)					
<u>1 & 2/12 Lillydale Terrace, Dubbo NSW 2830 (PROP12Lilly)</u>					
31/08/2022	Dubbo Regional C 01215129 13		884.08		884.08 DR
30/11/2022	Dubbo Regional C 01215129 13		881.00		1,765.08 DR
28/02/2023	Dubbo Regional C 01215129 13		881.00		2,646.08 DR
31/05/2023	Dubbo Regional C 01215129 13		881.00		3,527.08 DR
			3,527.08		3,527.08 DR
<u>303/1 Marlin Parade, Cairns QLD 4870 (PropRent)</u>					
19/08/2022	CHEQUE WITHDRAWAL 000076 09		1,379.68		1,379.68 DR
08/02/2023	CHEQUE WITHDRAWAL 000083 09		1,379.68		2,759.36 DR
			2,759.36		2,759.36 DR

Total Debits: 6,286.44

Total Credits: 0.00



155920/A/047245 UR-NSW
Ameroo Super Pty Ltd (Tte)
21 Engelwood Ave
DUBBO NSW 2830

Your Rates Account is Due 31 August 2022

Total Amount Due **\$ 1,379.68**

Summary of Rates and Charges

For period 01/07/2022 to 31/12/2022

Property Location: 302/1 Marlin Parade CAIRNS CITY QLD 4870

Property Description: LOT 302 TYP SP PLN 172972

Improvements: Fhold-Unit
5779.0000SQUARE METRES

Land Use Code

0800

Payment By BPAY



Billers Code: 49346
Ref: 795161

BPAY® this payment via Internet or phone banking.
BPAY View® – View and pay this bill using internet banking.

BPAY View Registration No: 795161

Payment Online



Pay by MasterCard and Visa Card online at www.cairns.qld.gov.au/rates
Reference No: 795161

Payment By Phone



Credit Card Payment by Using BPOINT Using MasterCard and Visa Card.
Callers within Australia dial 1300 276 468


Billers Code: 49346

General Residential K	25,862.00	\$	484.10
Water Access Charge/s-Residential	1.00	\$	144.67
Sewerage Charge/s-Residential	1.00	\$	428.13
Cleansing Charge/s	1.00	\$	205.08
State Emergency Management Levy 2 A	1.00	\$	117.70

SEE OVER THE PAGE FOR INFORMATION ON THE STATE WASTE LEVY

Balance Brought Forward	\$	0.00
Total new transactions	\$	1,379.68





157396/A/046602 UR-NSW
Ameroo Super Pty Ltd (Tte)
21 Engelwood Ave
DUBBO NSW 2830
Paid 28/1/23

Your Rates Account is Due 22 February 2023 Total Amount Due **\$ 1,379.68**

Summary of Rates and Charges

For period 01/01/2023 to 30/06/2023

Property Location: 302/1 Marlin Parade CAIRNS CITY QLD 4870

Property Description: LOT 302 TYP SP PLN 172972

Improvements: Fhold-Unit
5779.0000SQUARE METRES

Land Use Code
0800

Payment By BPAY



Billers Code: 49346
Ref: 795161

BPAY® this payment via internet or phone banking.
BPAY View® – View and pay this bill using internet banking.

BPAY View Registration No: 795161

Payment Online



Pay by MasterCard and Visa Card online at www.cairns.qld.gov.au/rates
Reference No: 795161

Payment By Phone



Credit Card Payment by Using BPOINT Using MasterCard and Visa Card.
Callers within Australia dial 1300 276 468

SEE OVER THE PAGE FOR INFORMATION ON THE STATE WASTE LEVY

Balance Brought Forward	\$	0.00
Total new transactions	\$	1,379.68

Billers Code: 49346





**DUBBO REGIONAL
COUNCIL**

Civic Administration Building
PO Box 81, Dubbo NSW 2830
T (02) 6801 4000
F (02) 6801 4259
www.dubbo.nsw.gov.au
ABN 53 539 070 928



18338-

Ameroo Super Pty Ltd
21 Englewood Avenue
DUBBO NSW 2830

**RATES AND CHARGES
NOTICE**

1 JULY 2022 to 30 JUNE 2023



**ACCOUNT ENQUIRIES
(02) 6801 4000**

DUE DATE 31/08/2022

ASSESSMENT NUMBER 1215129

POSTING DATE 14/07/2022

VALUATION NUMBER 3714201

VALUATION BASE DATE 01/07/2019

INTEREST RATE 6.0%

PROPERTY DESCRIPTION

12 Lilydale Terrace DUBBO NSW 2830
Lot 1143 DP 1186514

Particulars of Rates & Charges	Rate/Charge	Rateable Value	Amount
Residential Dubbo Urban	0.00787600	145000.00	\$1142.02
Water Access 20mm Residential Charg	293.56	2.00	\$587.12
Domestic Waste Charge - 3 Bin	429.50	2.00	\$859.00
Drainage Service Charge	103.06	1.00	\$103.06
Sewerage - Residential Multi Occupa	417.94	2.00	\$835.88

Arrears	1st Instalment 31/08/2022 \$884.08	2nd Instalment 30/11/2022 \$881.00	3rd Instalment 28/02/2023 \$881.00	4th Instalment 31/05/2023 \$881.00	Total \$3,527.08
PLEASE DEDUCT ANY PAYMENTS MADE SINCE					03/07/2022

The daily interest accrues on overdue charges at a rate of 6.0% per annum.

**THIS NOTICE DOES NOT INCLUDE QUARTERLY USAGE CHARGES WHERE APPLICABLE.
PLEASE REFER TO THE ATTACHED INSTALMENT NOTICE WHEN MAKING PAYMENT.**




Copy

INSTALMENT DUE 31 AUGUST 2022


ASSESSMENT No. **1215129** POSTING DATE **14/07/2022**

VALUATION No. **3714201**



DUBBO REGIONAL COUNCIL

Civic Administration Building
PO Box 81, Dubbo NSW 2830
T (02) 6801 4000
F (02) 6801 4259
www.dubbo.nsw.gov.au
ABN 53 539 070 928



18338-
Ameroo Super Pty Ltd
21 Englewood Avenue
DUBBO NSW 2830

DEDUCT PAYMENT SINCE

03/07/2022

DUE DATE

31/08/2022

TOTAL AMOUNT DUE

\$1,118.44
\$3,761.44

SHOULD THE ADDRESS SHOWN BE INCORRECT, PLEASE ADVISE COUNCIL DIRECT IN WRITING.
PROPERTY LOCATION AND DESCRIPTION

12 Lilydale Terrace DUBBO NSW 2830
Lot 1143 DP 1186514

RECEIPT REQUIRED

If paying first instalment
If paying in full

**RATES AND CHARGES INSTALMENT
INCLUDING
WATER USAGE CHARGES**

First Rates and Charges Instalment	\$884.08
Water Usage Charge Final Period 2021/2022	\$234.36

THE TOTAL AMOUNT DUE WILL BE TAKEN FROM YOUR NOMINATED BANK ACCOUNT ON THE DUE DATE.

TOTAL AMOUNT FIRST INSTALMENT \$1,118.44

4083609-RunV-018338

Document re-created on 13/06/2023

PAYMENT OPTIONS



IN PERSON

Present your notice intact to the cashier at:
Civic Administration Building
Church St, Dubbo
9.00am to 5.00pm Monday to Friday
Council Administration Office
Cnr Nanima Crescent and Warne Street,
Wellington
9.00am to 5.00pm Monday to Friday
You can pay by cash, cheque or use the EFTPOS
facilities available with your debit card,
MasterCard or Visa.



MAIL

Make cheques payable to: Dubbo Regional
Council and crossed 'Not Negotiable'.
Mail to: **Dubbo Regional Council**
PO Box 81
Dubbo NSW 2830

Assessment No. 1215129



DIRECT DEBIT

Visit or contact Council on
(02) 6801 4000 for an application form.



PAY BY INTERNET

Visit www.dubbo.nsw.gov.au and follow
the links to pay using debit cards, Visa or
MasterCard.



PAY BY PHONE

Call 13 18 16 anytime to make
payments using Visa or MasterCard.



Instalment Amount Due: \$1,118.44

TELEPHONE & INTERNET BANKING - BPAY®

Contact your bank or financial institution to
make this payment from your cheque, saving,
debit, credit card or transaction account.
More info: www.bpay.com.au

Billers Code: 275438
Ref: 0001215129



POST BILLPAY

You can pay your rates in-store at Australia Post.
Please present your notice when making payment.

Billpay Code: 2762
Ref: 1215129

*2762 1215129



PAYMENTS RECEIVED BY COUNCIL BY POST OR OTHERWISE AFTER DUE DATE/S WILL NOT BE TREATED AS BEING PAID BY SUCH DUE DATE/S.

WATER USAGE BILLING DETAILS
For Assessment 1215129

WATER CONSUMPTION CHARGE NOTICE

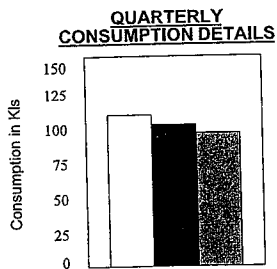
Meter No.	Meter Size	Previous	Read	Current	Read	Usage (KL)	Qrtly Access Charge Sewer
20V21657T	20	08/03/2022	56	14/06/2022	71	15	
20V26161T	20	08/03/2022	262	14/06/2022	355	93	

WATER USAGE CHARGE

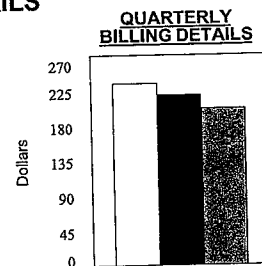
Total Usage this period	108 kls	Previous Year to Date Usage	285 kls
Charge	108 @	\$2.17/k1	\$234.36

TOTAL WATER USAGE CHARGE for this quarterly period **\$234.36**

WATER CONSUMPTION / BILLING DETAILS




	Kilolitres	Dollars
THIS PERIOD	108	234
PREVIOUS PERIOD	101	219
THIS PERIOD LAST YEAR	95	201



INSTALMENT DUE 30 NOVEMBER 2022

ASSESSMENT No. 1215129 POSTING DATE 14/10/2022

VALUATION No. 3714201



DUBBO REGIONAL COUNCIL

Civic Administration Building
PO Box 81, Dubbo NSW 2830
T (02) 6801 4000
F (02) 6801 4259
E council@dubbo.nsw.gov.au
www.dubbo.nsw.gov.au
ABN 53 539 070 928

DEDUCT PAYMENT SINCE

04/10/2022

DUE DATE

30/11/2022

TOTAL AMOUNT DUE

\$1,131.86



020

Ameroo Super Pty Ltd
21 Englewood Avenue
DUBBO NSW 2830

SHOULD THE ADDRESS SHOWN BE INCORRECT, PLEASE ADVISE COUNCIL DIRECT IN WRITING.

PROPERTY LOCATION AND DESCRIPTION
12 Lilydale Terrace DUBBO NSW 2830
Lot 1143 DP 1186514

RECEIPT REQUIRED

RATES AND CHARGES INSTALMENT INCLUDING WATER USAGE CHARGES

Current Rates and Charges Instalment Amount Due 30/11/2022	\$881.00
Total Water Usage Charge due 30/11/2022	\$250.86

THE TOTAL AMOUNT DUE WILL BE TAKEN FROM YOUR NOMINATED BANK ACCOUNT ON THE DUE DATE.

Please refer to the back of this notice for further details

TOTAL AMOUNT DUE ON 30 NOVEMBER 2022 **\$1,131.86**

4084116-Run1-B-ASA001-003772-LET4

PAYMENT OPTIONS

Assessment No. 1215129

Instalment Amount Due: \$1,131.86



IN PERSON

Present your notice intact to the cashier at:

Civic Administration Building
Church St, Dubbo
9.00am to 5.00pm Monday to Friday
Council Administration Office
Cnr Nanima Crescent and Warne Street,
Wellington
9.00am to 5.00pm Monday to Friday
You can pay by cash, cheque or use the EFTPOS
facilities available with your debit card,
MasterCard or Visa.



DIRECT DEBIT

Visit or contact Council on
(02) 6801 4000 for an application form.



PAY BY INTERNET

Visit www.dubbo.nsw.gov.au and
follow the links to pay using debit cards,
Visa or MasterCard.



PAY BY PHONE

Call 13 18 16 anytime to make
payments using Visa or MasterCard.



TELEPHONE & INTERNET BANKING - BPAY®

Contact your bank or financial institution to
make this payment from your cheque, saving,
debit, credit card or transaction account.

More info: www.bpay.com.au

Billers Code: 275438
Ref: 0001215129



MAIL

Make cheques payable to: Dubbo Regional
Council and crossed 'Not Negotiable'.
Mail to: **Dubbo Regional Council**
PO Box 81
Dubbo NSW 2830

Billpay Code: 2762
Ref: 1215129



POST BILLPAY

You can pay your rates in-store at Australia Post.
Please present your notice when making payment.



*2762 1215129

PAYMENTS RECEIVED BY COUNCIL BY POST OR OTHERWISE AFTER DUE DATE/S WILL NOT BE TREATED AS BEING PAID BY SUCH DUE DATE/S.

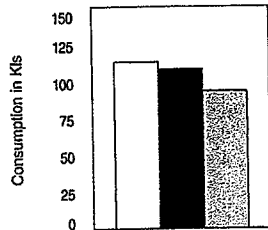
WATER USAGE BILLING DETAILS
For Assessment 1215129

WATER CONSUMPTION CHARGE NOTICE

Meter No.	Meter Size	Previous	Read	Current	Read	Usage (KL)	Qtly Access Charge Sewer
20V21657T	20	14/06/2022	71	12/09/2022	95	24	
20V26161T	20	14/06/2022	355	12/09/2022	444	89	
Total Usage this period		113 kls	Previous Year to Date Usage		0 kls		
WATER USAGE CHARGE							
Charge		113	@	\$2.22/kl	\$250.86		
TOTAL WATER USAGE CHARGE for this quarterly period						\$250.86	

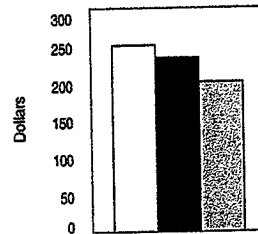
WATER CONSUMPTION / BILLING DETAILS

QUARTERLY CONSUMPTION DETAILS



	Kilolitres	Dollars
THIS PERIOD	113	251
PREVIOUS PERIOD	108	234
THIS PERIOD LAST YEAR	93	202


BILLING DETAILS



INSTALMENT DUE 28 FEBRUARY 2023

ASSESSMENT No. 1215129 POSTING DATE 19/01/2023

VALUATION No. 3714201



DUBBO REGIONAL COUNCIL

Civic Administration Building
PO Box 81, Dubbo NSW 2830
T (02) 6801 4000
F (02) 6801 4259
E council@dubbo.nsw.gov.au
www.dubbo.nsw.gov.au
ABN 53 539 070 928

DEDUCT PAYMENT SINCE

09/01/2023

DUE DATE

28/02/2023

TOTAL AMOUNT DUE

\$1,171.82



020

Ameroo Super Pty Ltd
21 Englewood Avenue
DUBBO NSW 2830

RECEIPT REQUIRED

SHOULD THE ADDRESS SHOWN BE INCORRECT, PLEASE ADVISE COUNCIL DIRECT IN WRITING.
PROPERTY LOCATION AND DESCRIPTION
12 Lilydale Terrace DUBBO NSW 2830
Lot 1143 DP 1186514

RATES AND CHARGES INSTALMENT INCLUDING WATER USAGE CHARGES	
Current Rates and Charges Instalment Amount Due 28/02/2023	\$881.00
Total Water Usage Charge due 28/02/2023	\$290.82
THE TOTAL AMOUNT DUE WILL BE TAKEN FROM YOUR NOMINATED BANK ACCOUNT ON THE DUE DATE. Please refer to the back of this notice for further details	
TOTAL AMOUNT DUE ON 28 FEBRUARY 2023	\$1,171.82

4084856-Run1-B-ASA001-003748-LET4

PAYMENT OPTIONS

Assessment No. 1215129

Instalment Amount Due: \$1,171.82



IN PERSON

Present your notice intact to the cashier at:
Civic Administration Building
Church St, Dubbo
9.00am to 5.00pm Monday to Friday
Council Administration Office
Cnr Nanima Crescent and Warne Street,
Wellington
9.00am to 5.00pm Monday to Friday
You can pay by cash, cheque or use the EFTPOS facilities available with your debit card, MasterCard or Visa.



DIRECT DEBIT

Visit or contact Council on (02) 6801 4000 for an application form.



PAY BY INTERNET

Visit www.dubbo.nsw.gov.au and follow the links to pay using debit cards, Visa or MasterCard.



PAY BY PHONE

Call 13 18 16 anytime to make payments using Visa or MasterCard.



TELEPHONE & INTERNET BANKING - BPAY®

Contact your bank or financial institution to make this payment from your cheque, saving, debit, credit card or transaction account.
More info: www.bpay.com.au

Billers Code: 275438
Ref: 0001215129



POST BILLPAY

You can pay your rates in-store at Australia Post. Please present your notice when making payment.



MAIL

Make cheques payable to: Dubbo Regional Council and crossed 'Not Negotiable'.
Mail to: Dubbo Regional Council
PO Box 81
Dubbo NSW 2830

Billpay Code: 2762
Ref: 1215129



*2762 1215129

PAYMENTS RECEIVED BY COUNCIL BY POST OR OTHERWISE AFTER DUE DATE/S WILL NOT BE TREATED AS BEING PAID BY SUCH DUE DATE/S.

INSTALMENT DUE 31 MAY 2023

ASSESSMENT No.

1215129

POSTING DATE

21/04/2023

VALUATION No.

3714201



DUBBO REGIONAL COUNCIL

Civic Administration Building
PO Box 81, Dubbo NSW 2830
T (02) 6801 4000
F (02) 6801 4259
E council@dubbo.nsw.gov.au
www.dubbo.nsw.gov.au
ABN 53 539 070 928

DEDUCT PAYMENT SINCE

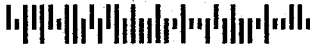
11/04/2023

DUE DATE

31/05/2023

TOTAL AMOUNT DUE

\$1,047.50



020

Ameroo Super Pty Ltd
21 Englewood Avenue
DUBBO NSW 2830

RECEIPT REQUIRED

SHOULD THE ADDRESS SHOWN BE INCORRECT, PLEASE ADVISE COUNCIL DIRECT IN WRITING.

PROPERTY LOCATION AND DESCRIPTION
12 Lilydale Terrace DUBBO NSW 2830
Lot 1143 DP 1186514

RATES AND CHARGES INSTALMENT INCLUDING WATER USAGE CHARGES

Current Rates and Charges Instalment Amount Due 31/05/2023	\$881.00
Total Water Usage Charge due 31/05/2023	\$166.50

THE TOTAL AMOUNT DUE WILL BE TAKEN FROM YOUR NOMINATED BANK ACCOUNT ON THE DUE DATE.

Please refer to the back of this notice for further details

TOTAL AMOUNT DUE ON 31 MAY 2023	\$1,047.50
--	-------------------

4085606-Run1-B-ASA001-003747-LET4

PAYMENT OPTIONS



IN PERSON

Present your notice intact to the cashier at:
Civic Administration Building
Church St, Dubbo
9.00am to 5.00pm Monday to Friday
Council Administration Office
Cnr Nanima Crescent and Warne Street,
Wellington
9.00am to 5.00pm Monday to Friday
You can pay by cash, cheque or use the EFTPOS
facilities available with your debit card,
MasterCard or Visa.



MAIL

Make cheques payable to: Dubbo Regional
Council and crossed 'Not Negotiable'.
Mail to: **Dubbo Regional Council**
PO Box 81
Dubbo NSW 2830

Assessment No. 1215129

DIRECT DEBIT

Visit or contact Council on
(02) 6801 4000 for an application form.



PAY BY INTERNET

Visit www.dubbo.nsw.gov.au and
follow the links to pay using debit cards,
Visa or MasterCard.



PAY BY PHONE

Call **13 18 16** anytime to make
payments using Visa or MasterCard.



Instalment Amount Due: \$1,047.50

TELEPHONE & INTERNET BANKING - BPAY®

Contact your bank or financial institution to
make this payment from your cheque, saving,
debit, credit card or transaction account.

More info: www.bpay.com.au

Billers Code: 275438
Ref: 0001215129



POST BILLPAY

You can pay your rates in-store at Australia Post.
Please present your notice when making payment.

Billpay Code: 2762
Ref: 1215129



*2762 1215129

PAYMENTS RECEIVED BY COUNCIL BY POST OR OTHERWISE AFTER DUE DATE/S WILL NOT BE TREATED AS BEING PAID BY SUCH DUE DATE/S.

WATER USAGE BILLING DETAILS
For Assessment 1215129

WATER CONSUMPTION CHARGE NOTICE

Meter No.	Meter Size	Previous	Read	Current	Read	Usage (KL)	Qtly Access Charge Sewer
20V21657T	20	09/12/2022	135	09/03/2023	154	19	
20V26161T	20	09/12/2022	535	09/03/2023	591	56	

Total Usage this period 75 kls Previous Year to Date Usage 244 kls

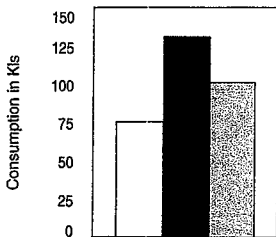
WATER USAGE CHARGE

Charge 75 @ \$2.22/kl \$166.50

TOTAL WATER USAGE CHARGE for this quarterly period \$166.50

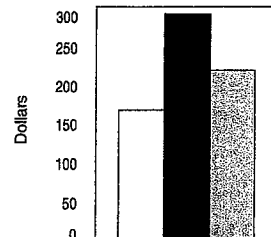
WATER CONSUMPTION / BILLING DETAILS

QUARTERLY CONSUMPTION DETAILS



	Kilolitres	Dollars
THIS PERIOD	75	167
PREVIOUS PERIOD	131	291
THIS PERIOD LAST YEAR	101	219

BILLING DETAILS



41980 - Property Expenses - Insurance Premium

2023 Financial Year

Preparer Rhonda Wilkinson

Reviewer John Curley

Status Completed

Account Code	Description	CY Balance	LY Balance	Change
PROP12Lilly	1 & 2/12 Lillydale Terrace, Dubbo NSW 2830	\$1,717.52	\$1,419.08	21.03%
TOTAL		CY Balance	LY Balance	
		\$1,717.52	\$1,419.08	

Supporting Documents

- General Ledger [Report](#)

Standard Checklist

- Attach Agent statements (either monthly or annual)
- Attach any other statements, notices or invoices

Ameroo Super

General Ledger

As at 30 June 2023

Transaction Date	Description	Units	Debit	Credit	Balance \$
Property Expenses - Insurance Premium (41980)					
1 & 2/12 Lillydale Terrace, Dubbo NSW 2830 (PROP12Lilly)					
04/10/2022	CHEQUE WITHDRAWAL 000078 09		1,717.52		1,717.52 DR
			1,717.52		1,717.52 DR

Total Debits: 1,717.52

Total Credits: 0.00

42060 - Property Expenses - Repairs Maintenance

2023 Financial Year

Preparer Rhonda Wilkinson

Reviewer John Curley

Status Completed

Account Code	Description	CY Balance	LY Balance	Change
PROP12Lilly	1 & 2/12 Lillydale Terrace, Dubbo NSW 2830	\$1,204.23	\$1,163.24	3.52%
PropRent	303/1 Marlin Parade, Cairns QLD 4870	\$317.00	\$2,464.20	(87.14)%
TOTAL		CY Balance	LY Balance	
		\$1,521.23	\$3,627.44	

Supporting Documents

- General Ledger [Report](#)
- Cairns Property Repairs & Maintenance Invoices.pdf
- Dubbo Property Repairs & Maintenance Invoices.pdf

Standard Checklist

- Attach Agent statements (either monthly or annual)
- Attach any other statements, notices or invoices

Ameroo Super General Ledger

As at 30 June 2023

Transaction Date	Description	Units	Debit	Credit	Balance \$
Property Expenses - Repairs Maintenance (42060)					
<u>1 & 2/12 Lillydale Terrace, Dubbo NSW 2830 (PROP12Lilly)</u>					
28/12/2022	REMITTER PPGDUBBO 50		1,259.87		1,259.87 DR
31/01/2023	REMITTER PPGDUBBO 50			1,120.00	139.87 DR
28/02/2023	Dubbo Real Estat RENT PAYMENT 50		335.00		474.87 DR
31/05/2023	REMITTER PPGDUBBO 50		99.00		573.87 DR
28/06/2023	Dubbo Real Estat RENT PAYMENT 50		250.36		824.23 DR
30/06/2023	REMITTER PPGDUBBO 50		380.00		1,204.23 DR
			2,324.23	1,120.00	1,204.23 DR
<u>303/1 Marlin Parade, Cairns QLD 4870 (PropRent)</u>					
29/07/2022	Gilcorp Pty Ltd LJ Hooker 50		119.00		119.00 DR
30/09/2022	Gilcorp Pty Ltd LJ Hooker 50		198.00		317.00 DR
			317.00		317.00 DR

Total Debits: 2,641.23

Total Credits: 1,120.00

Ludd Pty Ltd T/a

CJ Honeysett

"Sherel Park"
3R Old Dubbo Road,
Dubbo 2830
Ph: (02) 6884 7772
Fax: (02) 6884 7771

Plumber-Drainer-Roofer. Lic. C/A 246
ABN: 57 001 647 598

Tax Invoice

Invoice No: NOV2546
Date: 7/11/2022

Bill To:

Platinum Property Group
25 Talbragar Street
DUBBO NSW 2830

Address of Job:

Job: 1/12 Lilydale.
Owner: Ameroo Super Fund.

Your Order No: REF: 2546

Description

Replace rear hosecock, plunge external sewer gully off kitchen sink. Check kitchen drain, flowing freely.

Dishwasher pump appears to have failed.

Labour.

Materials.

Amount

Code

\$80.00

GST

\$16.00

GST

COMMENT	GST:	\$9.60
Pick up and return keys.		
	Total Inc GST:	\$105.60

Terms: Net 30th after

REMITTANCE

TO PAY BY EFT, Please remit to:
NAB - Ludd Pty Ltd
BSB: 082-564
A/c No: 50964-7122

Reference: NOV2546

Platinum Property Group

To: CJ Honeysett

'Sherel Park'
3R Old Dubbo Road
Dubbo NSW 2830

Fax: (02) 6884 7771

Invoice No: NOV2546

Date: 7/11/2022

Balance Due: \$105.60

Ludd Pty Ltd T/a

CJ Honeysett

Plumber-Drainer-Roofer. Lic. C/A 246

ABN: 57 001 647 598

"Sherel Park"
3R Old Dubbo Road,
Dubbo 2830
Ph: (02) 6884 7772
Fax: (02) 6884 7771

Tax Invoice

Invoice No: NOV2594

Date: 21/11/2022

Bill To:

Platinum Property Group
25 Talbragar Street
DUBBO NSW 2830

Address of Job:

Job: 1/12 Lilydale terrace.
Owner: Ameroo Super P/L.

Your Order No: REF: 2594

Description

Remove existing dishwasher and dispose of to waste depot.
Supply and install new Samsung stainless steel dishwasher.
Labour.
Dishwasher.

Amount

Code

\$190.00

GST

\$679.00

GST

COMMENT

GST:

\$86.90

Total Inc GST:

\$955.90

Terms: Net 30th after

REMITTANCE

TO PAY BY EFT, Please remit to:
NAB - Ludd Pty Ltd
BSB: 082-564
A/c No: 50964-7122

Reference: NOV2594

Platinum Property Group

To: CJ Honeysett

'Sherel Park'
3R Old Dubbo Road
Dubbo NSW 2830

Fax: (02) 6884 7771

Invoice No: NOV2594

Date: 21/11/2022

Balance Due: \$955.90

Byrnes Doors & Shutters

Roland Rollerdoors Pty Ltd
6/72 Rivers Street
DUBBO NSW 2830
Phone: PH: 0419 499 909
byrnesdoors@gmail.com
ABN: 49 660 967 751



Tax invoice

Purchase order no
Work Order 3456

Invoice number
00000543

Issue date
16/05/2023

Due date
23/05/2023

Bill to

Platinum property group
Ameroo Super Pty Ltd
C/- Hometrax Pty Ltd, 25 Talbragar St
Dubbo NSW 2830
Australia

Item ID	Description	Units	Unit price (\$) including tax	Tax	Amount (\$) including tax
	Work Order: 3456 Unit 1 / 12 Lilydale Tce, Dubbo		0.00	GST	
	Call to site and found door needed re-programming. Reset limits. Found remote that tennant had and the battery was flat. Replaced battery and operation good.	1	99.00	GST	99.00

Notes

Please include invoice number when making payment.

BANK DETAILS

Bank: National Australia Bank
Name: Roland Roller Doors Pty Ltd
BSB: 082 564
Account Number: 861683683

Tax	\$9.00
Total Amount (inc. tax)	\$99.00
Total paid	\$0.00
Balance due	\$99.00

View your invoice online

[Click here to view](#)

How to pay

Due date: 23/05/2023

View your invoice online

Scan the QR code or click the link above to view this invoice online.




Bank deposit via EFT

Bank NATIONAL AUSTRALIA BANK
Name ROLAND ROLLERDOORS PTY LTD
BSB 082564
AC# 861683683
Ref# 00000543

Thomas Bakac Electrical
15R Gidgee Road
Dubbo NSW 2830
0422159306
tjbakac@hotmail.com
www.tbelectrical.net.au
ABN 69 452 254 174

Tax Invoice 2213



INVOICE TO

Platinum Property Group
Pty Ltd
25 Talbragar Street
Dubbo NSW 2830

DATE
16/06/2023

PLEASE PAY
A\$231.00

DUE DATE
30/06/2023

ACTIVITY	DESCRIPTION	QTY
GPO 2G XS		1
Isolator		1
Service Call		1

Job Number: 3585	SUBTOTAL	210.00
Job Location: Unit 1 / 12 Lilydale Tce, Dubbo NSW	GST TOTAL	21.00
Job Description: Replaced broken gpo and oven isolator. (Known fault with this brand, general wear and tear)	TOTAL	231.00
	TOTAL DUE	A\$231.00

Bank Details for Direct Deposit:

Reference: Invoice Number
A/c Name: Thomas Bakac
BSB: 802-126
A/c No: 100026522

Cheque Via Mail:

Thomas Bakac Electrical
15R Gidgee Road, Dubbo, NSW, 2830.

THANK YOU.

*If the Customer fails to make payment by the agreed time, the Contractor shall be entitled to claim 10% interest for each month on any overdue amount.
In the event where an overdue amount is referred to a

Thank you for choosing TBE. If you have any questions about the invoice/quote or installation, do not hesitate to ask.

Electrical Contractor Licence: 295096C

Master Security Licence: 104577



TAX INVOICE

Platinum Property Group Dubbo
25 Talbragar Street
DUBBO NSW 2830

Invoice Date
27 Jun 2023

Invoice Number
INV-79615

Reference
1/12 Lilydale Terrace,
Dubbo, NSW 2830

ABN
71 618 608 441

BCMC Safety Solutions
Po Box 242
GOSFORD NSW 2250
AUSTRALIA
1300 69 80 40
info@bcmc.solutions

Description	Quantity	Unit Price	GST	Amount AUD
Complete Compliance + Water Efficiency Testing	1.00	135.4545	10%	135.45
			Subtotal	135.45
			TOTAL GST 10%	13.55
			TOTAL AUD	149.00

Due Date: 4 Jul 2023

All invoices are addressed to the owner/s of the property mentioned in the invoice reference, care of the agent that the invoice is sent to.

Note to Property Owners: if paying invoice directly to us and not through your agency, you MUST use invoice number OR property address as your reference otherwise your payment will not be allocated.

Electronic Payment/Bank Account Transfer Details:

NSW Properties to BCMC Landlord Reassurance Pty Ltd
BSB: 122-741 Account Number: 22595505

VIC Properties to BCMC Landlord Reassurance Pty Ltd
BSB: 124-001 Account Number: 23160152

ALL BCMC FRANCHISES to BCMC Landlord Reassurance Pty Ltd
BSB: 124-001 Account Number: 23121182

To pay by VISA, Mastercard or American Express please contact accounts on 02 4313 9060. Please note a 2.25% processing fee will be applied to card payments.

Please send all remittance statements to accounts@bcmc.solutions

Invoice Date: 01/07/2022

Tax Invoice #9538398


ATTN: A.T.F AMEROO SUPER PTY LTD
10/471 Varley Street
Yorkeys Knob QLD 4878

PROPERTY SERVICED:
303/1 Marlin Parade
Cairns City QLD 4870

Subscription Period 1/07/2022 - 30/06/2023

LANDLORD: A.T.F AMEROO SUPER
PTY LTD

Qty	Item	Description	Unit Price Inc. GST	Total Amount Inc. GST
1	Yearly Maintenance	Smoke Alarm & Safety Switch (IC)	\$119.00	\$119.00



Biller Code: 264291
Ref: 9538398

Telephone & Internet Banking – BPAY®
Contact your bank or financial institution to make this payment from your cheque, savings, debit or transaction account. More info: www.bpay.com.au



getpaidfaster.com.au

Direct Deposit Details:
Name: Smoke Alarm Testing
Services Pty Ltd
Bank: NAB
BSB: 084-004
Account #: 24843 8639
Reference #: 9538398
Term: NET 30 Days

Sub Total	\$108.18
GST	\$10.82
Total	\$119.00
Payments	(\$0.00)
Amount Owing	\$119.00

* SATS will attend the property for Change of Tenancies and Lease Renewals as instructed by your agency to ensure compliance is maintained throughout the subscription period.

All SATS visits include:


Smoke Alarms:

- * Surveying the Quantity and Location of Smoke Alarms
- * Replacing Batteries in all Alarms where Replaceable
- * Testing Alarms with the Manual Test Button
- * Measure and Record Alarm Decibel Readings
- * Checking Alarms meet Australian Standards
- * Inspecting Alarms for Secure Fitting
- * Cleaning Alarms with a Smoke Alarm Wipe
- * Verifying Expiry Dates on All Alarms
- * Checking Alarms for Visual Indicators
- * The Recording of all Details in SATS Database

Smoke Alarm Testing Services Pty Ltd.

abn: 28 132 807 491

PO Box 6393, Yatala DC QLD 4207
t: 1300 41 66 67 f: 1300 41 44 63 e: info@sats.com.au



42100 - Property Expenses - Strata Levy Fees

2023 Financial Year

Preparer Rhonda Wilkinson

Reviewer John Curley

Status Completed

Account Code	Description	CY Balance	LY Balance	Change
PropRent	303/1 Marlin Parade, Cairns QLD 4870	\$7,793.36	\$7,555.47	3.15%
TOTAL		CY Balance	LY Balance	
		\$7,793.36	\$7,555.47	

Supporting Documents

- General Ledger [Report](#)
- Cairns Strata Levies 2023.pdf

Standard Checklist

- Attach Agent statements (either monthly or annual)
- Attach any other statements, notices or invoices

Ameroo Super General Ledger

As at 30 June 2023

Transaction Date	Description	Units	Debit	Credit	Balance \$
Property Expenses - Strata Levy Fees (42100)					
303/1 Marlin Parade, Cairns QLD 4870 (PropRent)					
02/09/2022	CHEQUE WITHDRAWAL 000077 09		1,977.49		1,977.49 DR
20/12/2022	CHEQUE WITHDRAWAL 000081 09		1,977.49		3,954.98 DR
24/03/2023	CHEQUE WITHDRAWAL 000084 09		1,919.19		5,874.17 DR
14/06/2023	CHEQUE WITHDRAWAL 000085 09		1,919.19		7,793.36 DR
			7,793.36		7,793.36 DR

Total Debits: 7,793.36

Total Credits: 0.00



Body Corporate for

HARBOUR LIGHTS (MANAGED APTS) CTS 36770

Mail Address:
P O Box 2676
Cairns Qld 4870

Telephone: (07) 4045 7400
Fax: (07) 4045 7499

Level 1, Florence House
26 Florence Street
Cairns Qld 4870

TAX INVOICE
ABN 62 893 561 664

Paid 27/8/22

Body Corporate and Community Management Act 1997

NOTICE OF CONTRIBUTIONS

~~Malcolm~~ & Charmian Kater
AS Trustee
21 Inglewood Avenue
DUBBO NSW 2830

Date of Notice	18 August 2022		
A/c No	302		
Lot No	302	Unit Number	303
Contrib Ent.	101		
Interest Ent.	127		

Body Corporate for

HARBOUR LIGHTS (MANAGED APTS) CTS 36770

Account	Period	Due Date	Amount	Discount	If paid by	Net Amount
Administrative Fund	01/10/22 to 31/12/22	01/10/22	1,005.18	0.00		1,005.18
Sinking Fund	01/10/22 to 31/12/22	01/10/22	286.11	0.00		286.11
Insurance Fund	01/10/22 to 31/12/22	01/10/22	686.20	0.00		686.20
Totals	(Levies include GST)		1,977.49	0.00		\$1,977.49

GST component on levies of \$1,797.72 is \$179.77

Interest at the rate of 30.00% per annum (2.50% per month) is payable on overdue Levies.

If paying by DEFT Direct Debit, ensure payment covers amount due.

Please make your cheque payable to The body corporate for, HARBOUR LIGHTS (MANAGED APTS) CTS 36770

Please visit www.deft.com.au for any fees that may be applied when making payments via credit cards.

IMPORTANT NOTICE

If Levies are NOT received by the due date, any discounts will be lost and penalty interest incurred where applicable. The following arrears procedures will then apply:-

- * 1st Notice - (payment not received within 10 days of Levy Notice Due Date) - cost to owner \$27.50
- * 2nd Notice - (payment not received within 24 days of Levy Notice Due Date) - cost to owner \$38.50
- * Final Notice - (payment not received within 40 days of Levy Notice Due Date) - cost to owner \$60.50. If not paid within 7 days of the final notice being sent the matter may be referred to a debt collection agency at a cost to the owner in excess of \$99.00.

Body Corporate for



HARBOUR LIGHTS (MANAGED APTS) CTS 36770

Mail Address:
P O Box 2676
Cairns Qld 4870

Telephone: (07) 4045 7400
Fax: (07) 4045 7499

Level 1, Florence House
26 Florence Street
Cairns Qld 4870

TAX INVOICE
ABN 62 893 561 664

Body Corporate and Community Management Act 1997 NOTICE OF CONTRIBUTIONS

Malcolm & Charmian Kater
AS Trustee
21 Inglewood Avenue
DUBBO NSW 2830

Date of Notice	21 November 2022		
A/c No	302		
Lot No	302	Unit Number	303
Contrib Ent.	101		
Interest Ent.	127		

Body Corporate for

HARBOUR LIGHTS (MANAGED APTS) CTS 36770

Account	Period	Due Date	Amount	Discount	If paid by	Net Amount
Administrative Fund	01/01/23 to 31/03/23	01/01/23	1,005.18	0.00		1,005.18
Sinking Fund	01/01/23 to 31/03/23	01/01/23	286.11	0.00		286.11
Insurance Fund	01/01/23 to 31/03/23	01/01/23	686.20	0.00		686.20

Totals (Levies include GST) 1,977.49 0.00 **\$1,977.49**

GST component on levies of \$1,797.72 is \$179.77

Interest at the rate of 30.00% per annum (2.50% per month) is payable on overdue Levies.

If paying by DEFT Direct Debit, ensure payment covers amount due.

Please make your cheque payable to The body corporate for, HARBOUR LIGHTS (MANAGED APTS) CTS 36770

Please visit www.deft.com.au for any fees that may be applied when making payments via credit cards.

IMPORTANT NOTICE

If Levies are NOT received by the due date, any discounts will be lost and penalty interest incurred where applicable. The following arrears procedures will then apply:-

- * 1st Notice - (payment not received within 10 days of Levy Notice Due Date) - cost to owner \$27.50
- * 2nd Notice - (payment not received within 24 days of Levy Notice Due Date) - cost to owner \$38.50
- * Final Notice - (payment not received within 40 days of Levy Notice Due Date) - cost to owner \$60.50. If not paid within 7 days of the final notice being sent the matter may be referred to a debt collection agency at a cost to the owner in excess of \$99.00.



Body Corporate for

HARBOUR LIGHTS (MANAGED APTS) CTS 36770

Mail Address:
P O Box 2676
Cairns Qld 4870

Telephone: (07) 4045 7400
Fax: (07) 4045 7499

Level 1, Florence House
26 Florence Street
Cairns Qld 4870

TAX INVOICE
ABN 62 893 561 664

only
Charmian

Body Corporate and Community Management Act 1997

NOTICE OF CONTRIBUTIONS

~~Malcolm~~ & Charmian Kater
AS Trustee
21 Inglewood Avenue
DUBBO NSW 2830

Paid 7/3/23

Date of Notice	23 February 2023		
A/c No	302		
Lot No	302	Unit Number	303
Contrib Ent.	101		
Interest Ent.	127		

Body Corporate for

HARBOUR LIGHTS (MANAGED APTS) CTS 36770

Account	Period	Due Date	Amount	Discount	If paid by	Net Amount
Administrative Fund	01/04/23 to 30/06/23	01/04/23	1,027.27	0.00		1,027.27
Sinking Fund	01/04/23 to 30/06/23	01/04/23	286.11	0.00		286.11
Insurance Fund	01/04/23 to 30/06/23	01/04/23	605.81	0.00		605.81
Totals	(Levies include GST)		1,919.19	0.00		\$1,919.19

GST component on levies of \$1,744.72 is \$174.47

Interest at the rate of 30.00% per annum (2.50% per month) is payable on overdue Levies.

If paying by DEFT Direct Debit, ensure payment covers amount due.

Please make your cheque payable to The body corporate for, HARBOUR LIGHTS (MANAGED APTS) CTS 36770

Please visit www.deft.com.au for any fees that may be applied when making payments via credit cards.

IMPORTANT NOTICE

If Levies are NOT received by the due date, any discounts will be lost and penalty interest incurred where applicable. The following arrears procedures will then apply:-

- * 1st Notice - (payment not received within 10 days of Levy Notice Due Date) - cost to owner \$27.50
- * 2nd Notice - (payment not received within 24 days of Levy Notice Due Date) - cost to owner \$38.50
- * Final Notice - (payment not received within 40 days of Levy Notice Due Date) - cost to owner \$60.50. If not paid within 7 days of the final notice being sent the matter may be referred to a debt collection agency at a cost to the owner in excess of \$99.00.



Body Corporate for

HARBOUR LIGHTS (MANAGED APTS) CTS 36770

Mail Address:
P O Box 2676
Cairns Qld 4870

Telephone: (07) 4045 7400
Fax: (07) 4045 7499

Level 1, Florence House
26 Florence Street
Cairns Qld 4870

TAX INVOICE
ABN 62 893 561 664

only
Charmian

Body Corporate and Community Management Act 1997

NOTICE OF CONTRIBUTIONS

~~Malcolm &~~ Charmian Kater
AS Trustee
21 Inglewood Avenue
DUBBO NSW 2830

Paid 7/3/23

Date of Notice	23 February 2023		
A/c No	302		
Lot No	302	Unit Number	303
Contrib Ent.	101		
Interest Ent.	127		

Body Corporate for

HARBOUR LIGHTS (MANAGED APTS) CTS 36770

Account	Period	Due Date	Amount	Discount	If paid by	Net Amount
Administrative Fund	01/04/23 to 30/06/23	01/04/23	1,027.27	0.00		1,027.27
Sinking Fund	01/04/23 to 30/06/23	01/04/23	286.11	0.00		286.11
Insurance Fund	01/04/23 to 30/06/23	01/04/23	605.81	0.00		605.81
Totals	(Levies include GST)		1,919.19	0.00		\$1,919.19

GST component on levies of \$1,744.72 is \$174.47

Interest at the rate of 30.00% per annum (2.50% per month) is payable on overdue Levies.

If paying by DEFT Direct Debit, ensure payment covers amount due.

Please make your cheque payable to The body corporate for, HARBOUR LIGHTS (MANAGED APTS) CTS 36770

Please visit www.deft.com.au for any fees that may be applied when making payments via credit cards.

IMPORTANT NOTICE

If Levies are NOT received by the due date, any discounts will be lost and penalty interest incurred where applicable. The following arrears procedures will then apply:-

- * 1st Notice - (payment not received within 10 days of Levy Notice Due Date) - cost to owner \$27.50
- * 2nd Notice - (payment not received within 24 days of Levy Notice Due Date) - cost to owner \$38.50
- * Final Notice - (payment not received within 40 days of Levy Notice Due Date) - cost to owner \$60.50. If not paid within 7 days of the final notice being sent the matter may be referred to a debt collection agency at a cost to the owner in excess of \$99.00.

42150 - Property Expenses - Water Rates

2023 Financial Year

Preparer Rhonda Wilkinson

Reviewer John Curley

Status Completed

Account Code	Description	CY Balance	LY Balance	Change
PROP12Lilly	1 & 2/12 Lillydale Terrace, Dubbo NSW 2830	\$942.54	\$819.85	14.96%
TOTAL		CY Balance	LY Balance	
		\$942.54	\$819.85	

Supporting Documents

◦ General Ledger [Report](#)

Standard Checklist

- Attach Agent statements (either monthly or annual)
- Attach any other statements, notices or invoices

Notes

Rhonda Wilkinson

Note Please refer to Council Rates under 41960.	12/10/2023 12:12
---	------------------

Ameroo Super
General Ledger

As at 30 June 2023

Transaction Date	Description	Units	Debit	Credit	Balance \$
Property Expenses - Water Rates (42150)					
1 & 2/12 Lillydale Terrace, Dubbo NSW 2830 (PROP12Lilly)					
31/08/2022	Dubbo Regional C 01215129 13		234.36		234.36 DR
30/11/2022	Dubbo Regional C 01215129 13		250.86		485.22 DR
28/02/2023	Dubbo Regional C 01215129 13		290.82		776.04 DR
31/05/2023	Dubbo Regional C 01215129 13		166.50		942.54 DR
			942.54		942.54 DR

Total Debits: 942.54

Total Credits: 0.00

48500 - Income Tax Expense

2023 Financial Year

Preparer Rhonda Wilkinson

Reviewer John Curley

Status Completed

Account Code	Description	CY Balance	LY Balance	Change
48500	Income Tax Expense	(\$16,546.29)	(\$19,951.56)	(17.07)%
TOTAL		CY Balance	LY Balance	
		(\$16,546.29)	(\$19,951.56)	

Supporting Documents

No supporting documents

49000 - Profit/Loss Allocation Account

2023 Financial Year

Preparer Rhonda Wilkinson

Reviewer John Curley

Status Completed

Account Code	Description	CY Balance	LY Balance	Change
49000	Profit/Loss Allocation Account	\$181,110.00	\$50,530.76	258.42%
TOTAL		CY Balance	LY Balance	
		\$181,110.00	\$50,530.76	

Supporting Documents

No supporting documents

50000 - Members

2023 Financial Year

Preparer Rhonda Wilkinson

Reviewer John Curley

Status Completed

Account Code	Description	Opening Balance	Contribution Income	Earnings	Member Payments	Tax & Fees	Closing Balance	Change
KATCHA00016A	Kater, Charmian - Accumulation (Accumulation)	(\$1,499,004.78)		(\$118,778.74)		\$9,370.09	(\$1,608,413.43)	7.3%
KATCHA00024P	Kater, Charmian - Pension (Account Based Pension 2)	(\$1,351,251.57)		(\$105,501.35)	\$33,800.00		(\$1,422,952.92)	5.31%
TOTAL		Opening Balance	Contribution Income	Earnings	Member Payments	Tax & Fees	Closing Balance	
		(\$2,850,256.35)		(\$224,280.09)	\$33,800.00	\$9,370.09	(\$3,031,366.35)	

Supporting Documents

- Members Statements [Report](#)
- Members Summary [Report](#)

Standard Checklist

- Attach copies of Members Statements

Ameroo Super Members Statement

Charmian Kater
21 Englewood Avenue
Dubbo, New South Wales, 2830, Australia

Your Details

Date of Birth :	Provided	Nominated Beneficiaries:	N/A
Age:	75	Nomination Type:	N/A
Tax File Number:	Provided	Vested Benefits:	1,608,413.43
Date Joined Fund:	01/07/2015	Total Death Benefit:	1,608,413.43
Service Period Start Date:	30/04/2001		
Date Left Fund:			
Member Code:	KATCHA00016A		
Account Start Date:	01/07/2015		
Account Phase:	Accumulation Phase		
Account Description:	Accumulation		

Your Balance

Total Benefits	1,608,413.43
<u>Preservation Components</u>	
Preserved	
Unrestricted Non Preserved	1,608,413.43
Restricted Non Preserved	
<u>Tax Components</u>	
Tax Free	608,394.15
Taxable	1,000,019.28

Your Detailed Account Summary

	This Year	Last Year
Opening balance at 01/07/2022	1,499,004.78	1,459,028.32
<u>Increases to Member account during the period</u>		
Employer Contributions		
Personal Contributions (Concessional)		
Personal Contributions (Non Concessional)		
Government Co-Contributions		
Other Contributions		
Proceeds of Insurance Policies		
Transfers In		
Net Earnings	118,778.74	48,590.73
Internal Transfer In		
<u>Decreases to Member account during the period</u>		
Pensions Paid		
Contributions Tax		
Income Tax	9,370.09	8,614.27
No TFN Excess Contributions Tax		
Excess Contributions Tax		
Refund Excess Contributions		
Division 293 Tax		
Insurance Policy Premiums Paid		
Management Fees		
Member Expenses		
Benefits Paid/Transfers Out		
Superannuation Surcharge Tax		
Internal Transfer Out		
Closing balance at 30/06/2023	1,608,413.43	1,499,004.78

Ameroo Super Members Statement

Charmian Kater
21 Englewood Avenue
Dubbo, New South Wales, 2830, Australia

Your Details

Date of Birth :	Provided	Nominated Beneficiaries:	N/A
Age:	75	Nomination Type:	N/A
Tax File Number:	Provided	Vested Benefits:	1,422,952.92
Date Joined Fund:	01/07/2015	Total Death Benefit:	1,422,952.92
Service Period Start Date:	30/04/2001		
Date Left Fund:			
Member Code:	KATCHA00024P		
Account Start Date:	01/07/2016		
Account Phase:	Retirement Phase		
Account Description:	Account Based Pension 2		

Your Balance

Total Benefits	1,422,952.92
<u>Preservation Components</u>	
Preserved	
Unrestricted Non Preserved	1,422,952.92
Restricted Non Preserved	
<u>Tax Components</u>	
Tax Free (91.44%)	1,301,113.74
Taxable	121,839.18

Your Detailed Account Summary

	This Year	Last Year
Opening balance at 01/07/2022	1,351,251.57	1,340,697.27
<u>Increases to Member account during the period</u>		
Employer Contributions		
Personal Contributions (Concessional)		
Personal Contributions (Non Concessional)		
Government Co-Contributions		
Other Contributions		
Proceeds of Insurance Policies		
Transfers In		
Net Earnings	105,501.35	44,104.30
Internal Transfer In		
<u>Decreases to Member account during the period</u>		
Pensions Paid	33,800.00	33,550.00
Contributions Tax		
Income Tax		
No TFN Excess Contributions Tax		
Excess Contributions Tax		
Refund Excess Contributions		
Division 293 Tax		
Insurance Policy Premiums Paid		
Management Fees		
Member Expenses		
Benefits Paid/Transfers Out		
Superannuation Surcharge Tax		
Internal Transfer Out		
Closing balance at 30/06/2023	1,422,952.92	1,351,251.57

Ameroo Super Members Summary

As at 30 June 2023

Opening Balances	Increases				Decreases					Closing Balance	
	Contributions	Transfers In	Net Earnings	Insurance Proceeds	Pensions Paid	Contributions Tax	Taxes Paid	Benefits Paid/ Transfers Out	Insurance Premiums		Member Expenses
Charmian Kater (Age: 75)											
KATCHA00016A - Accumulation											
1,499,004.78			118,778.74				9,370.09				1,608,413.43
KATCHA00024P - Account Based Pension 2 - Tax Free: 91.44%											
1,351,251.57			105,501.35		33,800.00						1,422,952.92
2,850,256.35			224,280.09		33,800.00		9,370.09				3,031,366.35
2,850,256.35			224,280.09		33,800.00		9,370.09				3,031,366.35

60400 - Bank Accounts

2023 Financial Year

Preparer Rhonda Wilkinson

Reviewer John Curley

Status Completed

Account Code	Description	CY Balance	LY Balance	Change
MacqCMA963646641	Macq CMA 6641	\$116,591.90	\$21,283.56	447.8%
TOTAL		CY Balance	LY Balance	
		\$116,591.90	\$21,283.56	

Supporting Documents

- Bank Statement Report [Report](#)
- MCMA Statements 2023.pdf

Standard Checklist

- Attach Copies of Bank Statements
- Attach copy of Bank Statement Report
- Ensure all Balances match Statement Balances at June 30
- Ensure all Transactions have been entered

Ameroo Super Bank Statement Report

For The Period 01 July 2022 to 30 June 2023

Chart Code: 60400 / MacqCMA963646641

Account Name: Macq CMA 6641

BSB and Account Number: 182512 963646641

Opening Balance - **Total Debits** + **Total Credits** = **Closing Balance**
 \$ 21,283.56 \$ 57,430.16 \$ 152,738.50 \$ 116,591.90

Data Feed Used

Macquarie Adviser

Date	Description	Debit \$	Credit \$	Ledger Balance \$	Statement Balance \$	Variance \$
01/07/2022	Opening Balance			21,283.56		
01/07/2022	CHEQUE WITHDRAWAL 000074 09	232.00		21,051.56		
01/07/2022	CSR LTD DIVIDEND RCA22/00834153 DVND 56 [System Matched Income Data]		4,086.00	25,137.56		
01/07/2022	ANZ DIVIDEND A073/00691347 DVND 56		1,800.00	26,937.56		
01/07/2022	REMITTER PPGDUBBO 50		2,427.06	29,364.62	29,364.62	
05/07/2022	NAB INTERIM DIV DV231/01111522 DVND 56 [System Matched Income Data]		4,090.92	33,455.54	33,455.54	
08/07/2022	ORICA DIV 001278218227 DVND 56 [System Matched Income Data]		182.00	33,637.54	33,637.54	
28/07/2022	Dubbo Real Estat RENT PAYMENT 50		2,000.15	35,637.69	35,637.69	
29/07/2022	MACQUARIE CMA INTEREST PAID INTR 73		10.33	35,648.02		
29/07/2022	REMITTER PPGDUBBO 50		1,526.66	37,174.68		
29/07/2022	Gilcorp Pty Ltd LJ Hooker 50		1,706.40	38,881.08	38,881.08	
05/08/2022	CHEQUE WITHDRAWAL 000075 09	3,156.30		35,724.78	35,724.78	
19/08/2022	CHEQUE WITHDRAWAL 000076 09	1,379.68		34,345.10	34,345.10	
22/08/2022	TPP TRUST A/C 77077017 50		581.39	34,926.49	34,926.49	
29/08/2022	Dubbo Real Estat RENT PAYMENT 50		1,618.80	36,545.29	36,545.29	
31/08/2022	MACQUARIE CMA INTEREST PAID INTR 73		24.10	36,569.39		
31/08/2022	REMITTER PPGDUBBO 50		1,521.16	38,090.55		

Ameroo Super Bank Statement Report

For The Period 01 July 2022 to 30 June 2023

Date	Description	Debit \$	Credit \$	Ledger Balance \$	Statement Balance \$	Variance \$
31/08/2022	Dubbo Regional C 01215129 13	1,118.44		36,972.11		
31/08/2022	Gilcorp Pty Ltd LJ Hooker 50		1,825.40	38,797.51	38,797.51	
02/09/2022	CHEQUE WITHDRAWAL 000077 09	1,977.49		36,820.02	36,820.02	
21/09/2022	IAG DIVIDEND PYT FIN22/01219190 DVND 56 [System Matched Income Data]		290.00	37,110.02		
21/09/2022	HEALIUS DIV SEP22/00809482 DVND 56		360.00	37,470.02		
21/09/2022	TLS FNL DIV 001282124901 DVND 56 [System Matched Income Data]		1,861.50	39,331.52		
21/09/2022	SUN FINAL DIV 001280488124 DVND 56 [System Matched Income Data]		676.94	40,008.46	40,008.46	
23/09/2022	BHP GROUP DIV AF386/00457903 DVND 56 [System Matched Income Data]		4,822.98	44,831.44		
23/09/2022	TAH FNL DIV 001282685779 DVND 56 [System Matched Income Data]		1,056.57	45,888.01	45,888.01	
27/09/2022	WOW FNL DIV 001283477400 DVND 56 [System Matched Income Data]		645.01	46,533.02		
27/09/2022	AGL PAYMENT AUF22/00888693 DVND 56 [System Matched Income Data]		214.00	46,747.02	46,747.02	
28/09/2022	COLES GROUP LTD FIN22/01136249 DVND 56		900.00	47,647.02		
28/09/2022	ASX FNL DIV 001284447047 DVND 56 [System Matched Income Data]		1,572.00	49,219.02		
28/09/2022	Dubbo Real Estat RENT PAYMENT 50		2,025.15	51,244.17	51,244.17	
29/09/2022	IFL DIVIDEND S00096946716 DVND 56		3,540.00	54,784.17	54,784.17	
30/09/2022	MACQUARIE CMA INTEREST PAID INTR 73		36.84	54,821.01		
30/09/2022	ATO ATO001000017562876 50		17,763.93	72,584.94		
30/09/2022	REMITTER PPGDUBBO 50		1,521.16	74,106.10		
30/09/2022	Gilcorp Pty Ltd LJ Hooker 50		1,627.40	75,733.50	75,733.50	
04/10/2022	CHEQUE WITHDRAWAL 000078 09	1,717.52		74,015.98	74,015.98	
05/10/2022	ADBRI LIMITED AUI22/00813210 DVND 56 [System Matched Income Data]		535.00	74,550.98	74,550.98	

Ameroo Super**Bank Statement Report**

For The Period 01 July 2022 to 30 June 2023

Date	Description	Debit \$	Credit \$	Ledger Balance \$	Statement Balance \$	Variance \$
06/10/2022	IVC ITM DIV 001283726262 DVND 56 [System Matched Income Data]		527.85	75,078.83		
06/10/2022	WOODSIDE INT22/00932844 DVND 56		959.72	76,038.55	76,038.55	
07/10/2022	CHEQUE WITHDRAWAL 000079 09	3,267.00		72,771.55	72,771.55	
13/10/2022	Brambles Limited S00096946716 DVND 56		293.25	73,064.80	73,064.80	
28/10/2022	Dubbo Real Estat RENT PAYMENT 50		1,618.80	74,683.60	74,683.60	
31/10/2022	MACQUARIE CMA INTEREST PAID INTR 73		87.36	74,770.96		
31/10/2022	REMITTER PPGDUBBO 50		2,779.72	77,550.68		
31/10/2022	Gilcorp Pty Ltd LJ Hooker 50		1,825.40	79,376.08	79,376.08	
11/11/2022	CLW DST 001285401733 DVND 56		350.00	79,726.08	79,726.08	
23/11/2022	CHEQUE WITHDRAWAL 000080 09	30,000.00		49,726.08	49,726.08	
28/11/2022	Dubbo Real Estat RENT PAYMENT 50		1,618.80	51,344.88	51,344.88	
30/11/2022	MACQUARIE CMA INTEREST PAID INTR 73		95.10	51,439.98		
30/11/2022	Dubbo Regional C 01215129 13	1,131.86		50,308.12		
30/11/2022	Gilcorp Pty Ltd LJ Hooker 50		2,743.60	53,051.72	53,051.72	
09/12/2022	CSR LTD DIVIDEND 22RCA/00835557 DVND 56 [System Matched Income Data]		3,745.50	56,797.22	56,797.22	
14/12/2022	NAB FINAL DIV DV232/00605860 DVND 56 [System Matched Income Data]		4,371.12	61,168.34	61,168.34	
15/12/2022	ANZ DIVIDEND A074/00689407 DVND 56		1,973.58	63,141.92	63,141.92	
16/12/2022	ELDERS LIMITED S00096946716 DVND 56 [System Matched Income Data]		643.72	63,785.64	63,785.64	
20/12/2022	CHEQUE WITHDRAWAL 000081 09	1,977.49		61,808.15		
20/12/2022	WBC DIVIDEND 001286434254 DVND 56 [System Matched Income Data]		4,096.00	65,904.15	65,904.15	
22/12/2022	ORI FNL DIV 001286713431 DVND 56 [System Matched Income Data]		308.00	66,212.15		

Ameroo Super**Bank Statement Report**

For The Period 01 July 2022 to 30 June 2023

Date	Description	Debit \$	Credit \$	Ledger Balance \$	Statement Balance \$	Variance \$
22/12/2022	Dubbo Real Estat RENT PAYMENT 50		1,618.80	67,830.95	67,830.95	
28/12/2022	REMITTER PPGDUBBO 50		1,016.37	68,847.32	68,847.32	
30/12/2022	MACQUARIE CMA INTEREST PAID INTR 73		94.73	68,942.05	68,942.05	
03/01/2023	Gilcorp Pty Ltd LJ Hooker 50		1,825.40	70,767.45	70,767.45	
12/01/2023	CHEQUE WITHDRAWAL 000082 09	3,800.00		66,967.45	66,967.45	
27/01/2023	Dubbo Real Estat RENT PAYMENT 50		2,025.15	68,992.60	68,992.60	
31/01/2023	MACQUARIE CMA INTEREST PAID INTR 73		120.50	69,113.10		
31/01/2023	REMITTER PPGDUBBO 50		3,516.68	72,629.78		
31/01/2023	Gilcorp Pty Ltd LJ Hooker 50		1,825.40	74,455.18	74,455.18	
08/02/2023	CHEQUE WITHDRAWAL 000083 09	1,379.68		73,075.50	73,075.50	
14/02/2023	CLW DST 001289351195 DVND 56		350.00	73,425.50	73,425.50	
28/02/2023	MACQUARIE CMA INTEREST PAID INTR 73		114.46	73,539.96		
28/02/2023	REMITTER PPGDUBBO 50		1,228.01	74,767.97		
28/02/2023	Dubbo Regional C 01215129 13	1,171.82		73,596.15		
28/02/2023	Dubbo Real Estat RENT PAYMENT 50		1,790.00	75,386.15		
28/02/2023	Gilcorp Pty Ltd LJ Hooker 50		1,575.40	76,961.55	76,961.55	
21/03/2023	TAH DIV 001291745714 DVND 56 [System Matched Income Data]		211.31	77,172.86	77,172.86	
23/03/2023	IAG DIVIDEND PYT INT23/01385640 DVND 56 [System Matched Income Data]		348.00	77,520.86		
23/03/2023	TLC DIV 001293610930 DVND 56		1,080.00	78,600.86	78,600.86	
24/03/2023	CHEQUE WITHDRAWAL 000084 09	1,919.19		76,681.67		
24/03/2023	AGL PAYMENT AUI23/00866520 DVND 56 [System Matched Income Data]		171.20	76,852.87	76,852.87	

Ameroo Super Bank Statement Report

For The Period 01 July 2022 to 30 June 2023

Date	Description	Debit \$	Credit \$	Ledger Balance \$	Statement Balance \$	Variance \$
28/03/2023	Dubbo Real Estat RENT PAYMENT 50		1,770.00	78,622.87		
29/03/2023	ASX ITM DIV 001294708379 DVND 56 [System Matched Income Data]		1,522.22	80,145.09	80,145.09	
30/03/2023	COLES GROUP LTD INT23/01129032 DVND 56		1,080.00	81,225.09		
30/03/2023	BHP GROUP DIV AI387/00448254 DVND 56 [System Matched Income Data]		2,577.27	83,802.36	83,802.36	
31/03/2023	MACQUARIE CMA INTEREST PAID INTR 73		142.14	83,944.50		
31/03/2023	TLS ITM DIV 001293095071 DVND 56 [System Matched Income Data]		1,861.50	85,806.00		
31/03/2023	SUN INTERIM DIV 001289889003 DVND 56 [System Matched Income Data]		1,314.06	87,120.06		
31/03/2023	REMITTER PPGDUBBO 50		1,630.60	88,750.66		
31/03/2023	Gilcorp Pty Ltd LJ Hooker 50		1,825.40	90,576.06	90,576.06	
03/04/2023	IFL DIVIDEND S00096946716 DVND 56		3,150.00	93,726.06	93,726.06	
05/04/2023	WOODSIDE FIN22/00952079 DVND 56		1,292.64	95,018.70	95,018.70	
06/04/2023	IVC DIV 001294988914 DVND 56 [System Matched Income Data]		430.10	95,448.80	95,448.80	
13/04/2023	WOW DIV 001294328759 DVND 56 [System Matched Income Data]		559.82	96,008.62		
13/04/2023	Brambles Limited S00096946716 DVND 56		300.39	96,309.01	96,309.01	
28/04/2023	MACQUARIE CMA INTEREST PAID INTR 73		165.04	96,474.05		
28/04/2023	REMITTER PPGDUBBO 50		2,041.00	98,515.05		
28/04/2023	Dubbo Real Estat RENT PAYMENT 50		2,214.15	100,729.20	100,729.20	
01/05/2023	Gilcorp Pty Ltd LJ Hooker 50		1,825.40	102,554.60	102,554.60	
15/05/2023	CLW DST 001295703823 DVND 56		350.00	102,904.60	102,904.60	
29/05/2023	Dubbo Real Estat RENT PAYMENT 50		1,770.00	104,674.60	104,674.60	
31/05/2023	MACQUARIE CMA INTEREST PAID INTR 73		218.49	104,893.09		

Ameroo Super
Bank Statement Report

For The Period 01 July 2022 to 30 June 2023

Date	Description	Debit \$	Credit \$	Ledger Balance \$	Statement Balance \$	Variance \$
31/05/2023	REMITTER PPGDUBBO 50		1,456.46	106,349.55		
31/05/2023	Dubbo Regional C 01215129 13	1,047.50		105,302.05		
31/05/2023	Gilcorp Pty Ltd LJ Hooker 50		2,743.60	108,045.65	108,045.65	
14/06/2023	CHEQUE WITHDRAWAL 000085 09	1,919.19		106,126.46	106,126.46	
21/06/2023	ASIC 20/21 payment TD	235.00		105,891.46	105,891.46	
22/06/2023	ELDERS LIMITED S00096946716 DVND 56 [System Matched Income Data]		528.77	106,420.23	106,420.23	
27/06/2023	WBC DIVIDEND 001296337370 DVND 56 [System Matched Income Data]		4,480.00	110,900.23	110,900.23	
28/06/2023	Dubbo Real Estat RENT PAYMENT 50		1,963.79	112,864.02	112,864.02	
30/06/2023	MACQUARIE CMA INTEREST PAID INTR 73		227.84	113,091.86		
30/06/2023	Gilcorp Pty Ltd LJ Hooker 50		1,825.40	114,917.26		
30/06/2023	REMITTER PPGDUBBO 50		1,674.64	116,591.90	116,591.90	
30/06/2023	CLOSING BALANCE			116,591.90	116,591.90	
		<u>57,430.16</u>	<u>152,738.50</u>			



Macquarie Cash Management Account

MACQUARIE BANK LIMITED
ABN 46 008 583 542 AFSL 237502

enquiries 1800 806 310
transact@macquarie.com
www.macquarie.com.au

GPO Box 2520
Sydney, NSW 2001



AMEROO SUPER PTY LTD
21 ENGLEWOOD AVENUE
DUBBO NSW 2830

1 Shelley Street
Sydney, NSW 2000

account balance **\$116,591.90**
as at 30 Jun 23

account name AMEROO SUPER PTY LTD ATF
AMEROO SUPER
account no. 963646641

transaction	description	debits	credits	balance
31.05.23	OPENING BALANCE			108,045.65
14.06.23	Cheque CHEQUE WITHDRAWAL 000085	1,919.19		106,126.46
21.06.23	Funds transfer ASIC 20/21 payment	235.00		105,891.46
22.06.23	Deposit ELDERS LIMITED S00096946716		528.77	106,420.23
27.06.23	Deposit WBC DIVIDEND 001296337370		4,480.00	110,900.23
28.06.23	Deposit Dubbo Real Estat RENT PAYMENT		1,963.79	112,864.02
30.06.23	Interest MACQUARIE CMA INTEREST PAID*		227.84	113,091.86
30.06.23	Deposit Gilcorp Pty Ltd LJ Hooker		1,825.40	114,917.26
30.06.23	Deposit REMITTER PPGDUBBO		1,674.64	116,591.90

how to make a transaction

online
Log in to www.macquarie.com.au/personal

by phone
Call 133 275 to make a phone transaction

transfers from another bank account
Transfer funds from another bank to this account:
BSB 182 512
ACCOUNT NO. 963646641

deposits using BPay
From another bank



Bill code: 667022
Ref: 963 646 641

continued on next



Macquarie Cash Management Account

enquiries 1800 806 310

account name AMEROO SUPER PTY LTD ATF
AMEROO SUPER
account no. 963646641

transaction	description	debits	credits	balance
	CLOSING BALANCE AS AT 30 JUN 23	2,154.19	10,700.44	116,591.90

* Stepped interest rates for the period 1 June to 22 June: balances \$0.00 to \$4,999.99 earned 2.50% balances \$5,000.00 and above earned 2.50% pa (22 days); 23 June to 30 June: balances \$0.00 to \$4,999.99 earned 2.75% balances \$5,000.00 and above earned 2.75% pa (8 days)

continued on next



Macquarie Cash Management Account

enquiries 1800 806 310

account name AMEROO SUPER PTY LTD ATF
AMEROO SUPER
account no. 963646641

Please note the following financial services companies and/or financial advisers have authority on your account.

Name	Authority Type
CURLEY JOHN PEACOCKE ACCOUNTANTS PTY LTD	Enquiry authority

Authority descriptions

Enquiry authority - you have authorised the third party to have access to information about your account.

Please consider carefully who you appoint as a third party authority on your account as we may follow their instructions as if they were yours. It is important that you understand this risk and carefully consider what level of authority you give to them. For more information on third party authority levels search 'Macquarie Help' in your browser to find our Help Centre.

annual interest summary 2022/2023

INTEREST PAID	1,336.93
TOTAL INCOME PAID	1,336.93



Macquarie Cash Management Account

MACQUARIE BANK LIMITED
ABN 46 008 583 542 AFSL 237502

enquiries 1800 806 310
transact@macquarie.com
www.macquarie.com.au

GPO Box 2520
Sydney, NSW 2001



AMEROO SUPER PTY LTD
21 ENGLEWOOD AVENUE
DUBBO NSW 2830

1 Shelley Street
Sydney, NSW 2000

account balance **\$108,045.65**
as at 31 May 23

account name AMEROO SUPER PTY LTD ATF
AMEROO SUPER
account no. 963646641

transaction	description	debits	credits	balance
28.04.23	OPENING BALANCE			100,729.20
01.05.23	Deposit Gilcorp Pty Ltd LJ Hooker		1,825.40	102,554.60
15.05.23	Deposit CLW DST 001295703823		350.00	102,904.60
29.05.23	Deposit Dubbo Real Estat RENT PAYMENT		1,770.00	104,674.60
31.05.23	Interest MACQUARIE CMA INTEREST PAID*		218.49	104,893.09
31.05.23	Deposit REMITTER PPGDUBBO		1,456.46	106,349.55
31.05.23	Deposit Gilcorp Pty Ltd LJ Hooker		2,743.60	109,093.15
31.05.23	Direct debit Dubbo Regional C 01215129	1,047.50		108,045.65

how to make a transaction

online
Log in to www.macquarie.com.au/personal

by phone
Call 133 275 to make a phone transaction

transfers from another bank account
Transfer funds from another bank to this account:
BSB 182 512
ACCOUNT NO. 963646641

deposits using BPay
From another bank



Bill code: 667022
Ref: 963 646 641

continued on next



Macquarie Cash Management Account

enquiries 1800 806 310

account name AMEROO SUPER PTY LTD ATF
AMEROO SUPER
account no. 963646641

transaction	description	debits	credits	balance
	CLOSING BALANCE AS AT 31 MAY 23	1,047.50	8,363.95	108,045.65

* Stepped interest rates for the period 29 April to 18 May: balances \$0.00 to \$4,999.99 earned 2.25% balances \$5,000.00 and above earned 2.25% pa (20 days); 19 May to 31 May: balances \$0.00 to \$4,999.99 earned 2.50% balances \$5,000.00 and above earned 2.50% pa (13 days)

continued on next



Macquarie Cash Management Account

MACQUARIE BANK LIMITED
ABN 46 008 583 542 AFSL 237502

enquiries 1800 806 310
transact@macquarie.com
www.macquarie.com.au

GPO Box 2520
Sydney, NSW 2001



AMEROO SUPER PTY LTD
21 ENGLEWOOD AVENUE
DUBBO NSW 2830

1 Shelley Street
Sydney, NSW 2000

account balance **\$100,729.20**
as at 28 Apr 23

account name AMEROO SUPER PTY LTD ATF
AMEROO SUPER
account no. 963646641

transaction	description	debits	credits	balance
31.03.23	OPENING BALANCE			90,576.06
03.04.23	Deposit IFL DIVIDEND S00096946716		3,150.00	93,726.06
05.04.23	Deposit WOODSIDE FIN22/00952079		1,292.64	95,018.70
06.04.23	Deposit IVC DIV 001294988914		430.10	95,448.80
13.04.23	Deposit WOW DIV 001294328759		559.82	96,008.62
13.04.23	Deposit Brambles Limited S00096946716		300.39	96,309.01
28.04.23	Interest MACQUARIE CMA INTEREST PAID*		165.04	96,474.05
28.04.23	Deposit REMITTER PPGDUBBO		2,041.00	98,515.05
28.04.23	Deposit Dubbo Real Estat RENT PAYMENT		2,214.15	100,729.20

how to make a transaction

online
Log in to www.macquarie.com.au/personal

by phone
Call 133 275 to make a phone transaction

transfers from another bank account
Transfer funds from another bank to this account:
BSB 182 512
ACCOUNT NO. 963646641

deposits using BPay
From another bank



Bill code: 667022
Ref: 963 646 641

continued on next



Macquarie Cash Management Account

enquiries 1800 806 310

account name AMEROO SUPER PTY LTD ATF
AMEROO SUPER
account no. 963646641

transaction	description	debits	credits	balance
	CLOSING BALANCE AS AT 28 APR 23	0.00	10,153.14	100,729.20

* Stepped interest rates for the period 1 April to 28 April: balances \$0.00 to \$4,999.99 earned 2.25% balances \$5,000.00 and above earned 2.25% pa (28 days)

continued on next



Macquarie Cash Management Account

MACQUARIE BANK LIMITED
ABN 46 008 583 542 AFSL 237502

enquiries 1800 806 310
transact@macquarie.com
www.macquarie.com.au

GPO Box 2520
Sydney, NSW 2001



AMEROO SUPER PTY LTD
21 ENGLEWOOD AVENUE
DUBBO NSW 2830

1 Shelley Street
Sydney, NSW 2000

account balance **\$90,576.06**
as at 31 Mar 23

account name AMEROO SUPER PTY LTD ATF
AMEROO SUPER
account no. 963646641

transaction	description	debits	credits	balance
28.02.23	OPENING BALANCE			76,961.55
21.03.23	Deposit TAH DIV 001291745714		211.31	77,172.86
23.03.23	Deposit IAG DIVIDEND PYT INT23/01385640		348.00	77,520.86
23.03.23	Deposit TLC DIV 001293610930		1,080.00	78,600.86
24.03.23	Deposit AGL PAYMENT AUI23/00866520		171.20	78,772.06
24.03.23	Cheque CHEQUE WITHDRAWAL 000084	1,919.19		76,852.87
28.03.23	Deposit Dubbo Real Estat RENT PAYMENT		1,770.00	78,622.87
29.03.23	Deposit ASX ITM DIV 001294708379		1,522.22	80,145.09
30.03.23	Deposit COLES GROUP LTD INT23/01129032		1,080.00	81,225.09
30.03.23	Deposit BHP GROUP DIV AI387/00448254		2,577.27	83,802.36
31.03.23	Interest MACQUARIE CMA INTEREST PAID*		142.14	83,944.50
31.03.23	Deposit TLS ITM DIV 001293095071		1,861.50	85,806.00

how to make a transaction

online
Log in to www.macquarie.com.au/personal

by phone
Call 133 275 to make a phone transaction

transfers from another bank account
Transfer funds from another bank to this account:
BSB 182 512
ACCOUNT NO. 963646641

deposits using BPay
From another bank



Bill code: 667022
Ref: 963 646 641

continued on next



Macquarie Cash Management Account

enquiries 1800 806 310

account name AMEROO SUPER PTY LTD ATF
AMEROO SUPER
account no. 963646641

	transaction	description	debits	credits	balance
31.03.23	Deposit	SUN INTERIM DIV 001289889003		1,314.06	87,120.06
31.03.23	Deposit	REMITTER PPGDUBBO		1,630.60	88,750.66
31.03.23	Deposit	Gilcorp Pty Ltd LJ Hooker		1,825.40	90,576.06
		CLOSING BALANCE AS AT 31 MAR 23	1,919.19	15,533.70	90,576.06

* Stepped interest rates for the period 1 March to 21 March: balances \$0.00 to \$4,999.99 earned 2.10%
balances \$5,000.00 and above earned 2.10% pa (21 days); 22 March to 31 March: balances \$0.00 to
\$4,999.99 earned 2.25% balances \$5,000.00 and above earned 2.25% pa (10 days)

continued on next



Macquarie Cash Management Account

MACQUARIE BANK LIMITED
ABN 46 008 583 542 AFSL 237502

enquiries 1800 806 310
transact@macquarie.com
www.macquarie.com.au

GPO Box 2520
Sydney, NSW 2001



AMEROO SUPER PTY LTD
21 ENGLEWOOD AVENUE
DUBBO NSW 2830

1 Shelley Street
Sydney, NSW 2000

account balance **\$76,961.55**
as at 28 Feb 23

account name AMEROO SUPER PTY LTD ATF
AMEROO SUPER
account no. 963646641

transaction	description	debits	credits	balance
31.01.23	OPENING BALANCE			74,455.18
08.02.23	Cheque CHEQUE WITHDRAWAL 000083	1,379.68		73,075.50
14.02.23	Deposit CLW DST 001289351195		350.00	73,425.50
28.02.23	Interest MACQUARIE CMA INTEREST PAID*		114.46	73,539.96
28.02.23	Deposit REMITTER PPGDUBBO		1,228.01	74,767.97
28.02.23	Deposit Dubbo Real Estat RENT PAYMENT		1,790.00	76,557.97
28.02.23	Deposit Gilcorp Pty Ltd LJ Hooker		1,575.40	78,133.37
28.02.23	Direct debit Dubbo Regional C 01215129	1,171.82		76,961.55

how to make a transaction

online
Log in to www.macquarie.com.au/personal

by phone
Call 133 275 to make a phone transaction

transfers from another bank account
Transfer funds from another bank to this account:
BSB 182 512
ACCOUNT NO. 963646641

deposits using BPay
From another bank



Bill code: 667022
Ref: 963 646 641

continued on next



Macquarie Cash Management Account

enquiries 1800 806 310

account name AMEROO SUPER PTY LTD ATF
AMEROO SUPER
account no. 963646641

transaction	description	debits	credits	balance
	CLOSING BALANCE AS AT 28 FEB 23	2,551.50	5,057.87	76,961.55

* Stepped interest rates for the period 1 February to 21 February: balances \$0.00 to \$4,999.99 earned 2.00%
balances \$5,000.00 and above earned 2.00% pa (21 days); 22 February to 28 February: balances \$0.00 to
\$4,999.99 earned 2.10% balances \$5,000.00 and above earned 2.10% pa (7 days)

continued on next



Macquarie Cash Management Account

MACQUARIE BANK LIMITED
ABN 46 008 583 542 AFSL 237502

enquiries 1800 806 310
transact@macquarie.com
www.macquarie.com.au

GPO Box 2520
Sydney, NSW 2001



AMEROO SUPER PTY LTD
21 ENGLEWOOD AVENUE
DUBBO NSW 2830

1 Shelley Street
Sydney, NSW 2000

account balance **\$74,455.18**
as at 31 Jan 23

account name AMEROO SUPER PTY LTD ATF
AMEROO SUPER
account no. 963646641

transaction	description	debits	credits	balance
30.12.22	OPENING BALANCE			68,942.05
03.01.23	Deposit Gilcorp Pty Ltd LJ Hooker		1,825.40	70,767.45
12.01.23	Cheque CHEQUE WITHDRAWAL 000082	3,800.00		66,967.45
27.01.23	Deposit Dubbo Real Estat RENT PAYMENT		2,025.15	68,992.60
31.01.23	Interest MACQUARIE CMA INTEREST PAID*		120.50	69,113.10
31.01.23	Deposit REMITTER PPGDUBBO		3,516.68	72,629.78
31.01.23	Deposit Gilcorp Pty Ltd LJ Hooker		1,825.40	74,455.18

how to make a transaction

online
Log in to www.macquarie.com.au/personal

by phone
Call 133 275 to make a phone transaction

transfers from another bank account
Transfer funds from another bank to this account:
BSB 182 512
ACCOUNT NO. 963646641

deposits using BPay
From another bank



Bill code: 667022
Ref: 963 646 641

continued on next



Macquarie Cash Management Account

enquiries 1800 806 310

account name AMEROO SUPER PTY LTD ATF
AMEROO SUPER
account no. 963646641

transaction	description	debits	credits	balance
	CLOSING BALANCE AS AT 31 JAN 23	3,800.00	9,313.13	74,455.18

* Stepped interest rates for the period 31 December to 31 January: balances \$0.00 to \$4,999.99 earned 2.00%
balances \$5,000.00 and above earned 2.00% pa (32 days)

continued on next



Macquarie Cash Management Account

MACQUARIE BANK LIMITED
ABN 46 008 583 542 AFSL 237502

enquiries 1800 806 310
transact@macquarie.com
www.macquarie.com.au

GPO Box 2520
Sydney, NSW 2001



AMEROO SUPER PTY LTD
21 ENGLEWOOD AVENUE
DUBBO NSW 2830

1 Shelley Street
Sydney, NSW 2000

account balance **\$68,942.05**
as at 30 Dec 22

account name AMEROO SUPER PTY LTD ATF
AMEROO SUPER
account no. 963646641

transaction	description	debits	credits	balance
30.11.22	OPENING BALANCE			53,051.72
09.12.22	Deposit CSR LTD DIVIDEND 22RCA/00835557		3,745.50	56,797.22
14.12.22	Deposit NAB FINAL DIV DV232/00605860		4,371.12	61,168.34
15.12.22	Deposit ANZ DIVIDEND A074/00689407		1,973.58	63,141.92
16.12.22	Deposit ELDERS LIMITED S00096946716		643.72	63,785.64
20.12.22	Deposit WBC DIVIDEND 001286434254		4,096.00	67,881.64
20.12.22	Cheque CHEQUE WITHDRAWAL 000081	1,977.49		65,904.15
22.12.22	Deposit ORI FNL DIV 001286713431		308.00	66,212.15
22.12.22	Deposit Dubbo Real Estat RENT PAYMENT		1,618.80	67,830.95
28.12.22	Deposit REMITTER PPGDUBBO		1,016.37	68,847.32
30.12.22	Interest MACQUARIE CMA INTEREST PAID*		94.73	68,942.05

how to make a transaction

online
Log in to www.macquarie.com.au/personal

by phone
Call 133 275 to make a phone transaction

transfers from another bank account
Transfer funds from another bank to this account:
BSB 182 512
ACCOUNT NO. 963646641

deposits using BPay
From another bank



Bill code: 667022
Ref: 963 646 641

continued on next



Macquarie Cash Management Account

enquiries 1800 806 310

account name AMEROO SUPER PTY LTD ATF
AMEROO SUPER
account no. 963646641

transaction	description	debits	credits	balance
	CLOSING BALANCE AS AT 30 DEC 22	1,977.49	17,867.82	68,942.05

* Stepped interest rates for the period 1 December to 15 December: balances \$0.00 to \$4,999.99 earned 1.75% balances \$5,000.00 and above earned 1.75% pa (15 days); 16 December to 30 December: balances \$0.00 to \$4,999.99 earned 2.00% balances \$5,000.00 and above earned 2.00% pa (15 days)

continued on next



Macquarie Cash Management Account

MACQUARIE BANK LIMITED
ABN 46 008 583 542 AFSL 237502

enquiries 1800 806 310
transact@macquarie.com
www.macquarie.com.au

GPO Box 2520
Sydney, NSW 2001



AMEROO SUPER PTY LTD
21 ENGLEWOOD AVENUE
DUBBO NSW 2830

1 Shelley Street
Sydney, NSW 2000

account balance **\$53,051.72**
as at 30 Nov 22

account name AMEROO SUPER PTY LTD ATF
AMEROO SUPER
account no. 963646641

transaction	description	debits	credits	balance
31.10.22	OPENING BALANCE			79,376.08
11.11.22	Deposit CLW DST 001285401733		350.00	79,726.08
23.11.22	Cheque CHEQUE WITHDRAWAL 000080	30,000.00		49,726.08
28.11.22	Deposit Dubbo Real Estat RENT PAYMENT		1,618.80	51,344.88
30.11.22	Interest MACQUARIE CMA INTEREST PAID*		95.10	51,439.98
30.11.22	Deposit Gilcorp Pty Ltd LJ Hooker		2,743.60	54,183.58
30.11.22	Direct debit Dubbo Regional C 01215129	1,131.86		53,051.72

how to make a transaction

online
Log in to www.macquarie.com.au/personal

by phone
Call 133 275 to make a phone transaction

transfers from another bank account
Transfer funds from another bank to this account:
BSB 182 512
ACCOUNT NO. 963646641

deposits using BPay
From another bank



Bill code: 667022
Ref: 963 646 641

continued on next



Macquarie Cash Management Account

enquiries 1800 806 310

account name AMEROO SUPER PTY LTD ATF
AMEROO SUPER
account no. 963646641

transaction	description	debits	credits	balance
	CLOSING BALANCE AS AT 30 NOV 22	31,131.86	4,807.50	53,051.72

* Stepped interest rates for the period 1 November to 15 November: balances \$0.00 to \$4,999.99 earned 1.50% balances \$5,000.00 and above earned 1.50% pa (15 days); 16 November to 30 November: balances \$0.00 to \$4,999.99 earned 1.75% balances \$5,000.00 and above earned 1.75% pa (15 days)

continued on next



Macquarie Cash Management Account

MACQUARIE BANK LIMITED
ABN 46 008 583 542 AFSL 237502

enquiries 1800 806 310
transact@macquarie.com
www.macquarie.com.au

GPO Box 2520
Sydney, NSW 2001



AMEROO SUPER PTY LTD
21 ENGLEWOOD AVENUE
DUBBO NSW 2830

1 Shelley Street
Sydney, NSW 2000

account balance **\$79,376.08**
as at 31 Oct 22

account name AMEROO SUPER PTY LTD ATF
AMEROO SUPER
account no. 963646641

transaction	description	debits	credits	balance
30.09.22	OPENING BALANCE			75,733.50
04.10.22	Cheque CHEQUE WITHDRAWAL 000078	1,717.52		74,015.98
05.10.22	Deposit ADBRI LIMITED AUI22/00813210		535.00	74,550.98
06.10.22	Deposit IVC ITM DIV 001283726262		527.85	75,078.83
06.10.22	Deposit WOODSIDE INT22/00932844		959.72	76,038.55
07.10.22	Cheque CHEQUE WITHDRAWAL 000079	3,267.00		72,771.55
13.10.22	Deposit Brambles Limited S00096946716		293.25	73,064.80
28.10.22	Deposit Dubbo Real Estat RENT PAYMENT		1,618.80	74,683.60
31.10.22	Interest MACQUARIE CMA INTEREST PAID*		87.36	74,770.96
31.10.22	Deposit REMITTER PPGDUBBO		2,779.72	77,550.68
31.10.22	Deposit Gilcorp Pty Ltd LJ Hooker		1,825.40	79,376.08

how to make a transaction

online
Log in to www.macquarie.com.au/personal

by phone
Call 133 275 to make a phone transaction

transfers from another bank account
Transfer funds from another bank to this account:
BSB 182 512
ACCOUNT NO. 963646641

deposits using BPay
From another bank



Bill code: 667022
Ref: 963 646 641

continued on next



Macquarie Cash Management Account

enquiries 1800 806 310

account name AMEROO SUPER PTY LTD ATF
AMEROO SUPER
account no. 963646641

transaction	description	debits	credits	balance
	CLOSING BALANCE AS AT 31 OCT 22	4,984.52	8,627.10	79,376.08

* Stepped interest rates for the period 1 October to 13 October: balances \$0.00 to \$4,999.99 earned 1.25%
balances \$5,000.00 and above earned 1.25% pa (13 days); 14 October to 31 October: balances \$0.00 to
\$4,999.99 earned 1.50% balances \$5,000.00 and above earned 1.50% pa (18 days)

continued on next



Macquarie Cash Management Account

MACQUARIE BANK LIMITED
ABN 46 008 583 542 AFSL 237502

enquiries 1800 806 310
transact@macquarie.com
www.macquarie.com.au

GPO Box 2520
Sydney, NSW 2001



AMEROO SUPER PTY LTD
21 ENGLEWOOD AVENUE
DUBBO NSW 2830

1 Shelley Street
Sydney, NSW 2000

account balance **\$75,733.50**
as at 30 Sep 22

account name AMEROO SUPER PTY LTD ATF
AMEROO SUPER
account no. 963646641

transaction	description	debits	credits	balance
31.08.22	OPENING BALANCE			38,797.51
02.09.22	Cheque CHEQUE WITHDRAWAL 000077	1,977.49		36,820.02
21.09.22	Deposit IAG DIVIDEND PYT FIN22/01219190		290.00	37,110.02
21.09.22	Deposit HEALIUS DIV SEP22/00809482		360.00	37,470.02
21.09.22	Deposit TLS FNL DIV 001282124901		1,861.50	39,331.52
21.09.22	Deposit SUN FINAL DIV 001280488124		676.94	40,008.46
23.09.22	Deposit BHP GROUP DIV AF386/00457903		4,822.98	44,831.44
23.09.22	Deposit TAH FNL DIV 001282685779		1,056.57	45,888.01
27.09.22	Deposit WOW FNL DIV 001283477400		645.01	46,533.02
27.09.22	Deposit AGL PAYMENT AUF22/00888693		214.00	46,747.02
28.09.22	Deposit COLES GROUP LTD FIN22/01136249		900.00	47,647.02
28.09.22	Deposit ASX FNL DIV 001284447047		1,572.00	49,219.02

how to make a transaction

online
Log in to www.macquarie.com.au/personal

by phone
Call 133 275 to make a phone transaction

transfers from another bank account
Transfer funds from another bank to this account:
BSB 182 512
ACCOUNT NO. 963646641

deposits using BPay
From another bank



Bill code: 667022
Ref: 963 646 641

continued on next



Macquarie Cash Management Account

enquiries 1800 806 310

account name AMEROO SUPER PTY LTD ATF
AMEROO SUPER
account no. 963646641

transaction	description	debits	credits	balance
28.09.22	Deposit	Dubbo Real Estat RENT PAYMENT	2,025.15	51,244.17
29.09.22	Deposit	IFL DIVIDEND S00096946716	3,540.00	54,784.17
30.09.22	Interest	MACQUARIE CMA INTEREST PAID*	36.84	54,821.01
30.09.22	Deposit	ATO ATO001000017562876	17,763.93	72,584.94
30.09.22	Deposit	REMITTER PPGDUBBO	1,521.16	74,106.10
30.09.22	Deposit	Gilcorp Pty Ltd LJ Hooker	1,627.40	75,733.50
	CLOSING BALANCE AS AT 30 SEP 22	1,977.49	38,913.48	75,733.50

* Stepped interest rates for the period 1 September to 15 September: balances \$0.00 to \$4,999.99 earned 0.90% balances \$5,000.00 and above earned 0.90% pa (15 days); 16 September to 30 September: balances \$0.00 to \$4,999.99 earned 1.25% balances \$5,000.00 and above earned 1.25% pa (15 days)

continued on next



Macquarie Cash Management Account

MACQUARIE BANK LIMITED
ABN 46 008 583 542 AFSL 237502

enquiries 1800 806 310
transact@macquarie.com
www.macquarie.com.au

GPO Box 2520
Sydney, NSW 2001



AMEROO SUPER PTY LTD
21 ENGLEWOOD AVENUE
DUBBO NSW 2830

1 Shelley Street
Sydney, NSW 2000

account balance **\$38,797.51**
as at 31 Aug 22

account name AMEROO SUPER PTY LTD ATF
AMEROO SUPER
account no. 963646641

transaction	description	debits	credits	balance
29.07.22	OPENING BALANCE			38,881.08
05.08.22	Cheque CHEQUE WITHDRAWAL 000075	3,156.30		35,724.78
19.08.22	Cheque CHEQUE WITHDRAWAL 000076	1,379.68		34,345.10
22.08.22	Deposit TPP TRUST A/C 77077017		581.39	34,926.49
29.08.22	Deposit Dubbo Real Estat RENT PAYMENT		1,618.80	36,545.29
31.08.22	Interest MACQUARIE CMA INTEREST PAID*		24.10	36,569.39
31.08.22	Deposit REMITTER PPGDUBBO		1,521.16	38,090.55
31.08.22	Deposit Gilcorp Pty Ltd LJ Hooker		1,825.40	39,915.95
31.08.22	Direct debit Dubbo Regional C 01215129	1,118.44		38,797.51

how to make a transaction

online
Log in to www.macquarie.com.au/personal

by phone
Call 133 275 to make a phone transaction

transfers from another bank account
Transfer funds from another bank to this account:
BSB 182 512
ACCOUNT NO. 963646641

deposits using BPay
From another bank



Bill code: 667022
Ref: 963 646 641

continued on next



Macquarie Cash Management Account

enquiries 1800 806 310

account name AMEROO SUPER PTY LTD ATF
AMEROO SUPER
account no. 963646641

transaction	description	debits	credits	balance
	CLOSING BALANCE AS AT 31 AUG 22	5,654.42	5,570.85	38,797.51

* Stepped interest rates for the period 30 July to 11 August: balances \$0.00 to \$4,999.99 earned 0.50%
balances \$5,000.00 and above earned 0.50% pa (13 days); 12 August to 31 August: balances \$0.00 to
\$4,999.99 earned 0.90% balances \$5,000.00 and above earned 0.90% pa (20 days)

continued on next



Macquarie Cash Management Account

MACQUARIE BANK LIMITED
ABN 46 008 583 542 AFSL 237502

enquiries 1800 806 310
transact@macquarie.com
www.macquarie.com.au

GPO Box 2520
Sydney, NSW 2001



AMEROO SUPER PTY LTD
21 ENGLEWOOD AVENUE
DUBBO NSW 2830

1 Shelley Street
Sydney, NSW 2000

account balance **\$38,881.08**
as at 29 Jul 22

account name AMEROO SUPER PTY LTD ATF
AMEROO SUPER
account no. 963646641

transaction	description	debits	credits	balance
30.06.22	OPENING BALANCE			21,283.56
01.07.22	Deposit CSR LTD DIVIDEND RCA22/00834153		4,086.00	25,369.56
01.07.22	Deposit ANZ DIVIDEND A073/00691347		1,800.00	27,169.56
01.07.22	Deposit REMITTER PPGDUBBO		2,427.06	29,596.62
01.07.22	Cheque CHEQUE WITHDRAWAL 000074	232.00		29,364.62
05.07.22	Deposit NAB INTERIM DIV DV231/01111522		4,090.92	33,455.54
08.07.22	Deposit ORICA DIV 001278218227		182.00	33,637.54
28.07.22	Deposit Dubbo Real Estat RENT PAYMENT		2,000.15	35,637.69
29.07.22	Interest MACQUARIE CMA INTEREST PAID*		10.33	35,648.02
29.07.22	Deposit REMITTER PPGDUBBO		1,526.66	37,174.68
29.07.22	Deposit Gilcorp Pty Ltd LJ Hooker		1,706.40	38,881.08

how to make a transaction

online
Log in to www.macquarie.com.au/personal

by phone
Call 133 275 to make a phone transaction

transfers from another bank account
Transfer funds from another bank to this account:
BSB 182 512
ACCOUNT NO. 963646641

deposits using BPay
From another bank



Bill code: 667022
Ref: 963 646 641

continued on next



Macquarie Cash Management Account

enquiries 1800 806 310

account name AMEROO SUPER PTY LTD ATF
AMEROO SUPER
account no. 963646641

transaction	description	debits	credits	balance
	CLOSING BALANCE AS AT 29 JUL 22	232.00	17,829.52	38,881.08

* Stepped interest rates for the period 1 July to 13 July: balances \$0.00 to \$4,999.99 earned 0.25% balances \$5,000.00 and above earned 0.25% pa (13 days); 14 July to 29 July: balances \$0.00 to \$4,999.99 earned 0.50% balances \$5,000.00 and above earned 0.50% pa (16 days)

continued on next

61800 - Distributions Receivable

2023 Financial Year

Preparer Rhonda Wilkinson

Reviewer John Curley

Status Completed

Account Code	Description	CY Balance	LY Balance	Change
CLW.AX1	Charter Hall Long Wale Reit	\$350.00		100%
TOTAL		CY Balance	LY Balance	
		\$350.00		

Supporting Documents

- General Ledger [Report](#)
- CLW_Distribution_Advice_2023_08_14.pdf [CLW.AX1](#)

Standard Checklist

- Review aging of amounts receivable and comment on any delay in payment

Ameroo Super General Ledger

As at 30 June 2023

Transaction Date	Description	Units	Debit	Credit	Balance \$
Distributions Receivable (61800)					
Charter Hall Long Wale Reit (CLW.AX1)					
30/06/2023	Distribution paid 14.8.23		350.00		350.00 DR
			350.00		350.00 DR
Total Debits:			350.00		
Total Credits:			0.00		

All Registry communications to:
Link Market Services Limited
Locked Bag A14, Sydney South, NSW 1235
Enquiries (within Australia): 1300 303 063
(outside Australia): +61 1300 303 063
ASX Code: CLW
Email: charterhall@linkmarketservices.com.au
Website: www.linkmarketservices.com.au



Charter Hall WALE Limited
ABN 20 610 772 202
ACN 610 772 202
AFSL 486721

As responsible entity of the Charter Hall Long WALE REIT ("CLW")

**DISTRIBUTION ADVICE
DIRECT CREDIT**



020 006563

AMEROO SUPER PTY LTD
<AMEROO SUPER A/C>
21 ENGLEWOOD AVENUE
DUBBO NSW 2830

Holder Identification Number (HIN): X*****9814
Payment Date: 14 August 2023
Record Date: 30 June 2023
TFN/ABN Status: Quoted

Distribution statement for the period ended 30 June 2023

Security description	Class	Amount per stapled security	Number of stapled securities	Gross distribution
CLW	Stapled Securities	7.00 cents	5,000	\$350.00
Net distribution				\$350.00

Notes to Charter Hall Long WALE REIT (CLW) distribution statement

- (a) Please note the Distribution Reinvestment Plan (DRP) is not applicable to this distribution.
- (b) Income is taxable in the year of entitlement rather than the tax year of receipt. All distributions are calculated in Australian dollars and withholding tax has been deducted where applicable.

Note for custodians and other intermediaries

Charter Hall WALE Limited has given notice for purposes of the 'fund payment' rules in Schedule 1 of the Taxation Administration Act 1953. The notice has been placed on CLW's website at www.longwalereit.com.au.

Further Information

If you require further information on your holding, please contact Link Market Services Limited on the above contact details.

We recommend you seek professional advice if you have questions about your personal tax position.

This statement contains important information; please retain this statement for taxation purposes as a charge may be levied for a replacement.

Banking Instructions

Net distribution of \$350.00 was credited to the following bank account:

MACQUARIE BANK
ACCOUNT NAME: AMEROO SUPER PTY LTD <AMEROO SUP
BSB: 182-512 ACC: *****6641
DIRECT CREDIT REFERENCE: 001299060486

ADVICE ONLY

68000 - Sundry Debtors

2023 Financial Year

Preparer Rhonda Wilkinson

Reviewer John Curley

Status N/A - Not Applicable

Account Code	Description	CY Balance	LY Balance	Change
68000	Sundry Debtors	\$0.00	\$2,427.06	100%
TOTAL		CY Balance	LY Balance	
		\$0.00	\$2,427.06	

Supporting Documents

- General Ledger [Report](#)

Standard Checklist

- Match to Source Documentation

Ameroo Super
General Ledger

As at 30 June 2023

Transaction Date	Description	Units	Debit	Credit	Balance \$
Sundry Debtors (68000)					
<u>Sundry Debtors (68000)</u>					
01/07/2022	Opening Balance				2,427.06 DR
01/07/2022	REMITTER PPGDUBBO 50			2,427.06	0.00 DR
				2,427.06	0.00 DR

Total Debits: 0.00

Total Credits: 2,427.06

77200 - Real Estate Properties (Australian - Residential)

2023 Financial Year

Preparer Rhonda Wilkinson

Reviewer John Curley

Status Completed

Account Code	Description	CY Units	CY Balance	LY Units	LY Balance	Change
PROP12Lilly	1 & 2/12 Lillydale Terrace, Dubbo NSW 2830	1.000000	\$990,000.00	1.000000	\$960,000.00	3.13%
PropRent	303/1 Marlin Parade, Cairns QLD 4870	1.000000	\$625,000.00	1.000000	\$635,000.00	(1.57)%
TOTAL		CY Units	CY Balance	LY Units	LY Balance	
		2.000000	\$1,615,000.00	2.000000	\$1,595,000.00	

Supporting Documents

- Investment Movement Report [Report](#)
- 2023 Valuation & CMA-Report-12-LILYDALE-TERRACE-DUBBO.pdf
- CMA-Report-303-1-MARLIN-PARADE-CAIRNS-CITY-QLD-4870.pdf
- 2023 Marlin Pde Valuation.pdf
- Cairns Property Title Search 2023.pdf
- Dubbo Property Title Search 2023.pdf

Standard Checklist

- Attach copies of Purchase or Sale contracts if property was purchased or disposed of during the year
- Attach copy of current certificate of title.
- Attach current building insurance policy
- Attach Declaration of Trust
- Ensure all Investments are valued correctly at June 30
- Ensure the investment is in accordance with the Fund's investment strategy
- Ensure the investment is in accordance with the SIS Act

Ameroo Super Investment Movement Report

As at 30 June 2023

Investment	Opening Balance		Additions		Disposals			Closing Balance		
	Units	Cost	Units	Cost	Units	Cost	Accounting Profit/(Loss)	Units	Cost	Market Value
Bank Accounts										
Macq CMA 6641		21,283.56		152,738.50		(57,430.16)			116,591.90	116,591.90
		21,283.56		152,738.50		(57,430.16)			116,591.90	116,591.90
Real Estate Properties (Australian - Residential)										
PROP12Lilly - 1 & 2/12 Lillydale Terrace, Dubbo NSW 2830	1.00	76,000.00						1.00	76,000.00	990,000.00
PropRent - 303/1 Marlin Parade, Cairns QLD 4870	1.00	471,668.40						1.00	471,668.40	625,000.00
		547,668.40							547,668.40	1,615,000.00
Shares in Listed Companies (Australian)										
ABC.AX - Adbri Limited	10,700.00	47,395.78						10,700.00	47,395.78	25,573.00
AGK.AX - Agl Energy Limited	2,140.00	36,914.70						2,140.00	36,914.70	23,133.40
AMP.AX - AMP Limited	6,250.00	10,000.00			(6,250.00)	(10,000.00)	(3,078.75)		0.00	
ANZ.AX - ANZ Group Holdings Limited	2,500.00	63,564.50	167.00	3,156.30				2,667.00	66,720.80	63,234.57
ASX.AX - ASX Limited	1,310.00	63,823.97						1,310.00	63,823.97	82,530.00
BHP.AX - BHP Group Limited	1,890.00	60,999.05						1,890.00	60,999.05	85,031.10

Ameroo Super Investment Movement Report

As at 30 June 2023

Investment	Opening Balance		Additions		Disposals			Closing Balance		Market Value
	Units	Cost	Units	Cost	Units	Cost	Accounting Profit/(Loss)	Units	Cost	
BXB.AX - Brambles Limited			1,700.00	21,964.99				1,700.00	21,964.99	24,497.00
COL.AX - Coles Group Limited.	3,870.00	50,112.20			(870.00)	(11,265.53)	5,403.37	3,000.00	38,846.67	55,260.00
CSR.AX - CSR Limited	22,700.00	105,633.57						22,700.00	105,633.57	117,813.00
ELD.AX - Elders Limited	2,299.00	40,348.74						2,299.00	40,348.74	15,127.42
GEM.AX - G8 Education Limited	11,370.00	40,002.85			(11,370.00)	(40,002.85)	(28,898.49)		0.00	
HLS.AX - Healius Limited			6,000.00	23,172.12				6,000.00	23,172.12	19,080.00
IFL.AX - Insignia Financial Ltd	37,000.00	187,713.55			(7,000.00)	(62,311.33)	(39,465.43)	30,000.00	125,402.22	84,600.00
IAG.AX - Insurance Australia Group Limited	5,800.00	38,376.16						5,800.00	38,376.16	33,060.00
IVC.AX - Invocare Limited	3,910.00	34,104.96						3,910.00	34,104.96	49,226.90
NAB.AX - National Australia Bank Limited	5,604.00	143,508.67						5,604.00	143,508.67	147,777.48
ORI.AX - Orica Limited	1,400.00	27,617.23						1,400.00	27,617.23	20,762.00
SUN.AX - Suncorp Group Limited	3,982.00	49,962.42						3,982.00	49,962.42	53,717.18

Ameroo Super Investment Movement Report

As at 30 June 2023

Investment	Opening Balance		Additions		Disposals			Closing Balance		Market Value
	Units	Cost	Units	Cost	Units	Cost	Accounting Profit/(Loss)	Units	Cost	
TAH.AX - Tabcorp Holdings Limited	16,255.00	11,858.12						16,255.00	11,858.12	18,043.05
TLS.AX - Telstra Group Limited	21,900.00	79,975.01						21,900.00	79,975.01	94,170.00
TLC.AX - The Lottery Corporation Limited	16,255.00	54,910.60			(4,255.00)	(16,556.92)	2,464.12	12,000.00	38,353.68	61,560.00
WBC.AX - Westpac Banking Corporation	6,400.00	134,894.43						6,400.00	134,894.43	136,576.00
WDS.AX - Woodside Energy Group Ltd	341.00	10,148.16	259.00	8,449.80				600.00	18,597.96	20,664.00
WOW.AX - Woolworths Group Limited	1,217.00	32,829.52						1,217.00	32,829.52	48,351.41
		1,324,694.19		56,743.21		(140,136.63)	(63,575.18)		1,241,300.77	1,279,787.51
Stapled Securities										
CLW.AX1 - Charter Hall Long Wale Reit			5,000.00	22,393.15				5,000.00	22,393.15	20,050.00
				22,393.15					22,393.15	20,050.00
		1,893,646.15		231,874.86		(197,566.79)	(63,575.18)		1,927,954.22	3,031,429.41

Comparative Market Analysis



12 LILYDALE TERRACE DUBBO NSW 2830

Prepared on 1st August 2023



Tara Searle
Dubbo Real Estate Agency

1/258-260 Macquarie Street
DUBBO NSW 2830

m: 0400 873 788

w: 02 6884 9500

tara@drea.com.au

Ameroo Super Pty Ltd
21 Englewood Avenue,
Dubbo, NSW 2830
C/- charmian9@bigpond.com

1st August 2023

Dear Charmian

Thank you for the opportunity to appraise your property at 1&2/12 Lilydale Terrace, DUBBO NSW 2830

Careful consideration has been taken to provide you with an appraisal for your property in today's market conditions.

To establish a market value, I have carefully considered the premises, size, location, along with current market conditions and similar properties recently sold or currently on the market.

In summary, I estimate the current market value of 1 & 2/12 Lilydale Terrace, Dubbo including all fixed improvements to be approximately \$990,000.

Should you have any questions relating to the information contained within this appraisal, please do not hesitate to contact me on the details below.

If I can be of any further assistance, please do not hesitate to contact me on the details below. I look forward to working with you to achieve your real estate goals.

Yours Sincerely,

Tara Searle
Dubbo Real Estate Agency
1/258-260 Macquarie Street
DUBBO NSW 2830

Sales Appraisal

12 LILYDALE TERRACE DUBBO NSW 2830

3  2  1  800m²  258m² 



Your Property History

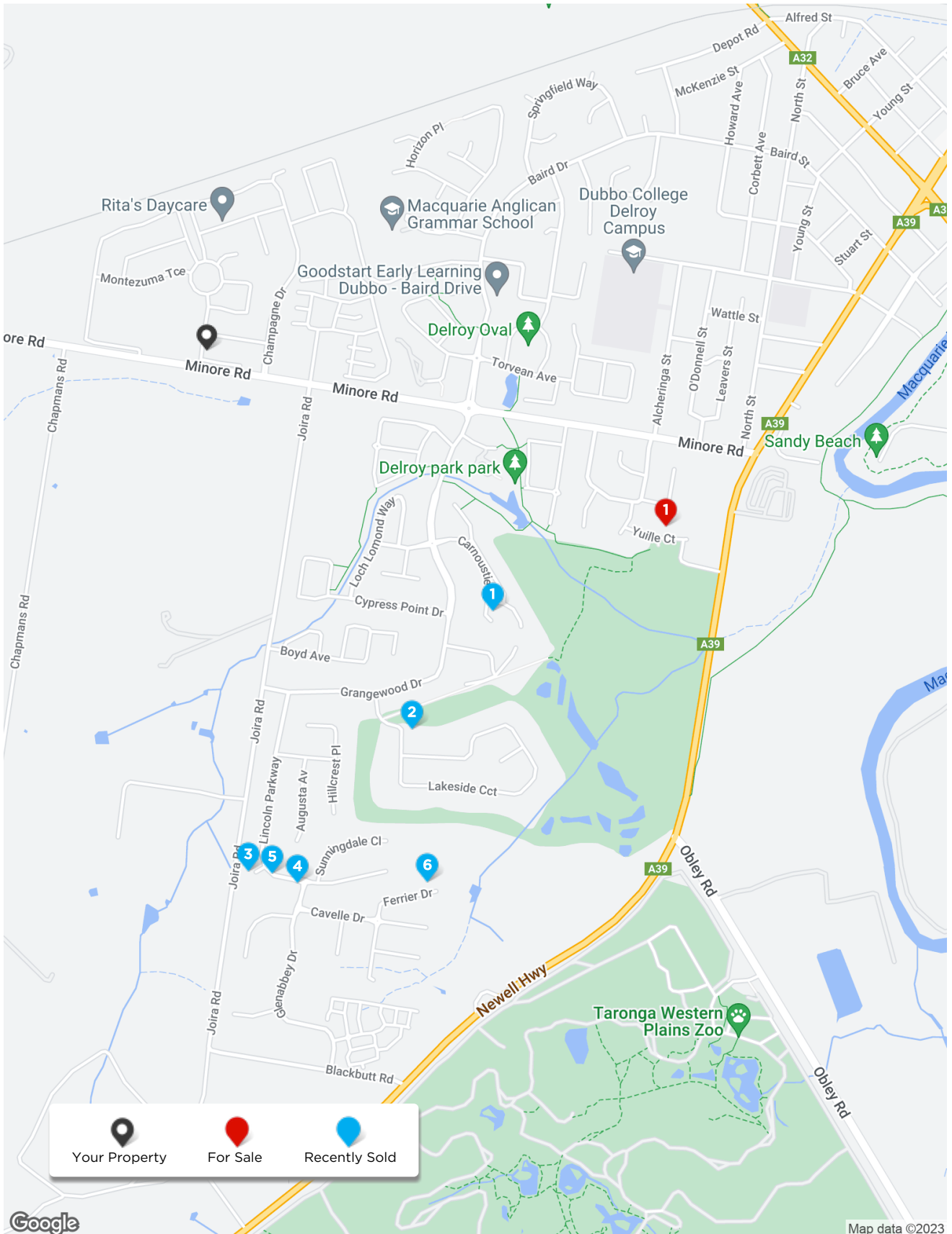
- 31 Mar, 2023** - Listed for rent at \$450 / week
- 10 Jan, 2022** - Listed for rent at \$430 / week
- 21 Apr, 2020** - Listed for rent at \$400 / week
- 12 Sep, 2019** - Listed for rent at \$400 / week
- 12 Jan, 2016** - Sold for \$760,000
- 10 Jul, 2015** - Listed for rent at \$430 / week



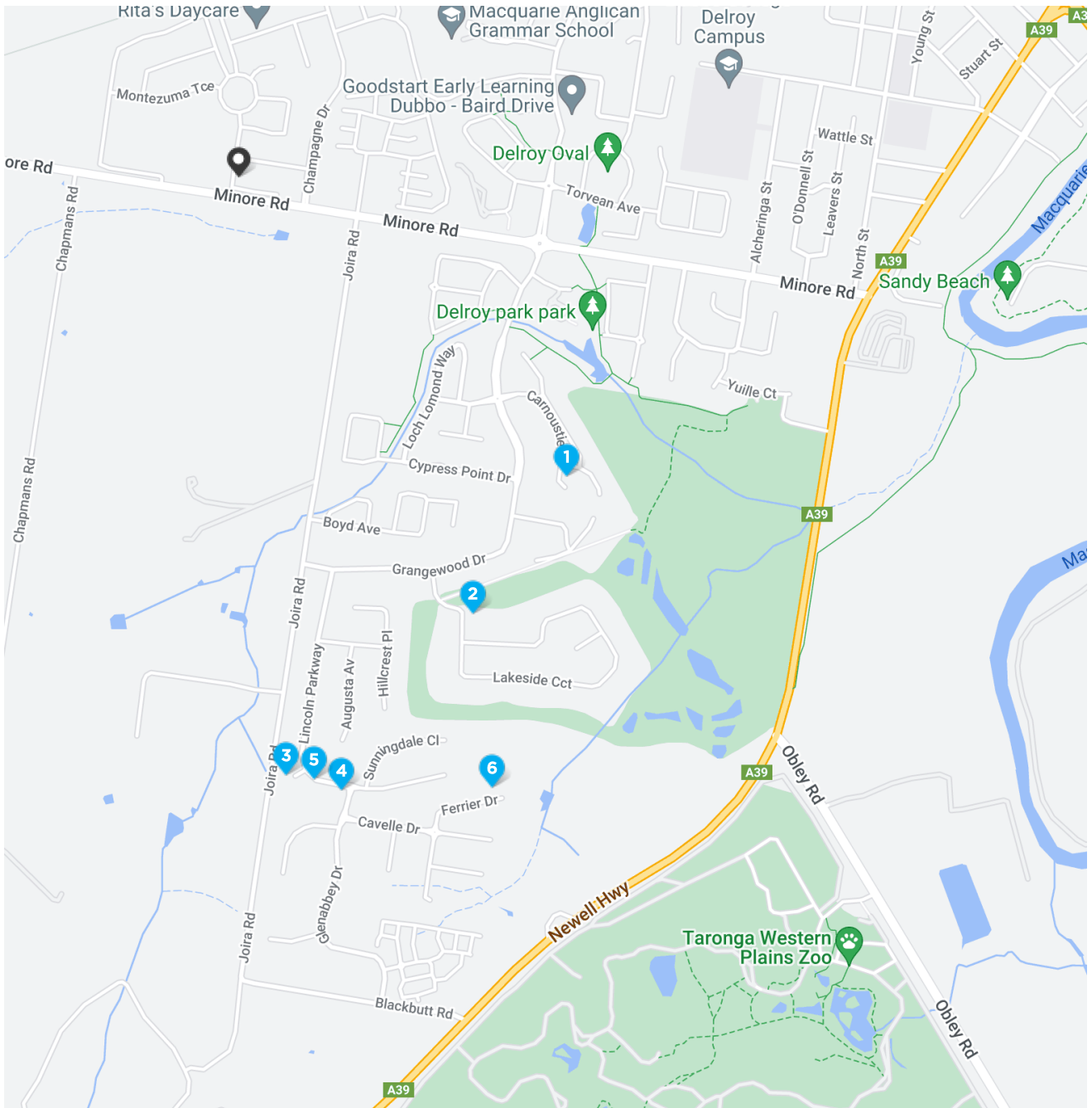
Introducing Tara Searle

Tara has been in the real estate industry since 2005 when Mark & Tara opened Century 21 Golden West in Dubbo, being heavily involved in all aspects of the business and industry during this time. Tara always displays a passion for Customer Service and helping people. Dubbo Real Estate Agency is an independent, local family run business.

Comparables Map: Sales & Listings



Comparables Map: Sales



1 2B HANDARA CLOSE DUBBO NSW 2830	4	2	2	-
2 10 ENGLEWOOD AVENUE DUBBO NSW 2830	4	2	2	\$900,000
3 7 BRIARWOOD CLOSE DUBBO NSW 2830	4	2	4	\$940,000
4 63 LINCOLN PARKWAY DUBBO NSW 2830	4	2	4	\$890,000
5 55 LINCOLN PARKWAY DUBBO NSW 2830	4	2	2	-
6 22 FERRIER DRIVE DUBBO NSW 2830	4	2	4	\$1,050,000

* This data point was edited by the author of this CMA and has not been verified by CoreLogic

Comparable Sales

1	2B HANDARA CLOSE DUBBO NSW 2830	Sold Price ^{RS} ^{UN} -
	4 Beds 2 Bathrooms 2 Car Spaces 596m ² Land 175m ² Floor Area Year Built 2010 DOM 74 Sold Date 21-Jul-23 Distance 1.3km First Listing \$945,000 - \$995,000 Last Listing \$895,000 - \$980,000	
2	10 ENGLEWOOD AVENUE DUBBO NSW 2830	Sold Price ^{RS} ^{UN} \$900,000
	4 Beds 2 Bathrooms 2 Car Spaces 1,120m ² Land 116m ² Floor Area Year Built 2005 DOM 70 Sold Date 22-Mar-23 Distance 1.45km First Listing Contact Agent Last Listing \$900,000 - \$950,000	
3	7 BRIARWOOD CLOSE DUBBO NSW 2830	Sold Price ^{RS} ^{UN} \$940,000
	4 Beds 2 Bathrooms 4 Car Spaces 1,174m ² Land 217m ² Floor Area Year Built 2020 DOM 16 Sold Date 05-Jul-23 Distance 1.76km First Listing \$905,000 - \$955,000 Last Listing \$905,000 - \$955,000	
4	63 LINCOLN PARKWAY DUBBO NSW 2830	Sold Price ^{RS} ^{UN} \$890,000
	4 Beds 2 Bathrooms 4 Car Spaces 948m ² Land - Floor Area Year Built - DOM 62 Sold Date 08-Mar-23 Distance 1.82km First Listing \$910,000 - \$960,000 Last Listing Under Contract!	
5	55 LINCOLN PARKWAY DUBBO NSW 2830	Sold Price ^{RS} ^{UN} -
	4 Beds 2 Bathrooms 2 Car Spaces 1,087m ² Land 232m ² Floor Area Year Built 2021 DOM 91 Sold Date 20-Jul-23 Distance 1.78km First Listing Offers Invited ! Last Listing Price Guide: \$895,000-\$950,000	

DOM = Days on market RS = Recent sale UN = Undisclosed Sale * This data point was edited by the author of this CMA and has not been verified by CoreLogic

Comparable Sales

6 22 FERRIER DRIVE DUBBO NSW 2830

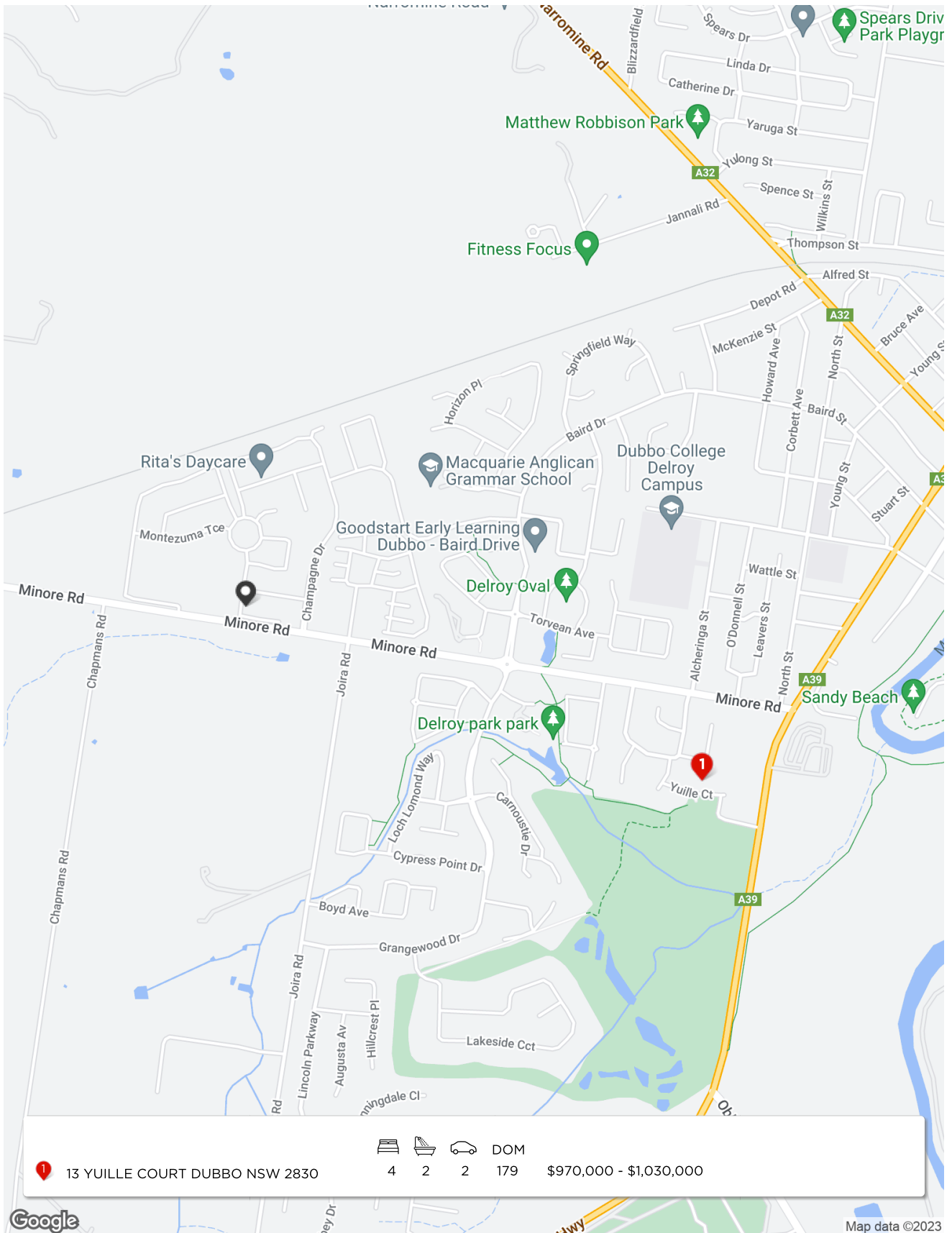


4	2	4	969m ²	208m ²
Year Built	2021	DOM	26	
Sold Date	13-Feb-23	Distance	1.94km	
First Listing	\$995,000 - \$1,090,000			
Last Listing	\$995,000 - \$1,090,000			

Sold Price	\$1,050,000
-------------------	--------------------

DOM = Days on market RS = Recent sale UN = Undisclosed Sale * This data point was edited by the author of this CMA and has not been verified by CoreLogic

Comparables Map: Listings



* This data point was edited by the author of this CMA and has not been verified by CoreLogic

Comparable Listings

13 YUILLE COURT DUBBO NSW 2830

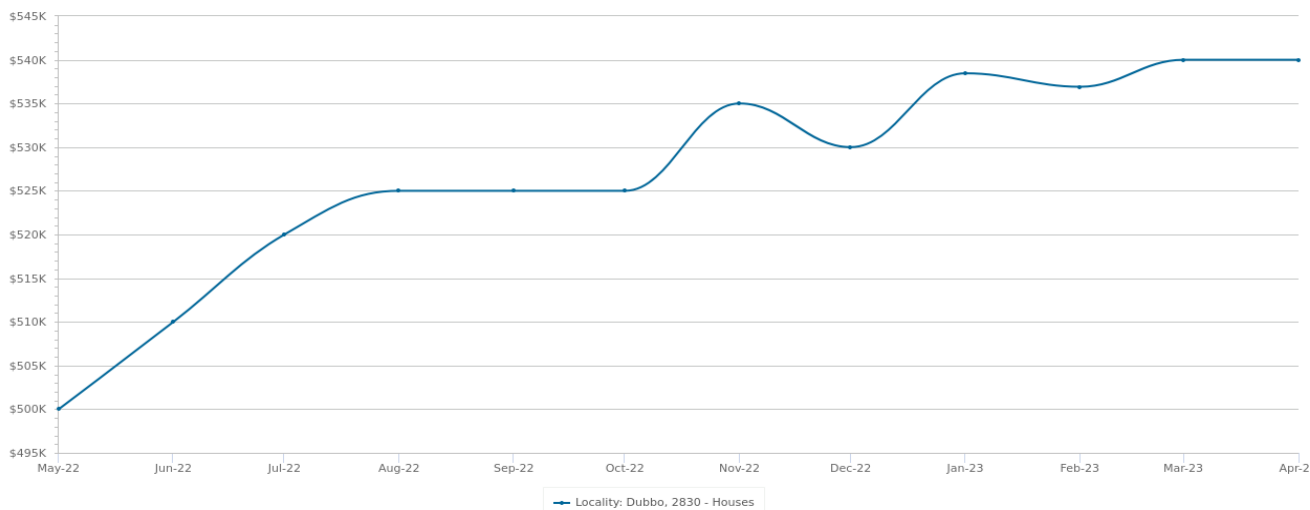


4 2 2 885m² 200m²
Year Built - DOM 179 days
Listing Date 03-Feb-23 Distance 1.65km
Listing Price \$970,000 - \$1,030,000

DOM = Days on market * This data point was edited by the author of this CMA and has not been verified by CoreLogic

Recent Market Trends

Median Sale Price - 12 months (House)

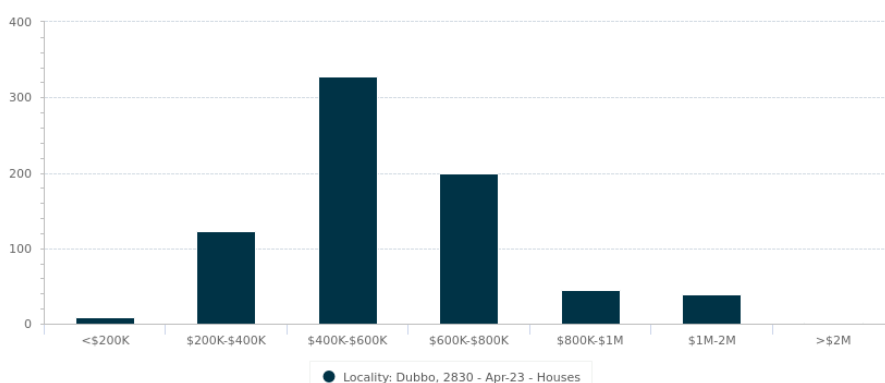


Statistics are calculated over a rolling 12 month period

PERIOD	PROPERTIES SOLD	MEDIAN PRICE	GROWTH	DAYS ON MARKET	LISTINGS	ASKING RENT
Apr 2023	51	\$540,000	0.0%	36	155	\$450
Mar 2023	68	\$540,000	0.6% ▲	36	166	\$450
Feb 2023	72	\$536,910	-0.3% ▼	35	168	\$450
Jan 2023	40	\$538,455	1.6% ▲	35	150	\$450
Dec 2022	57	\$530,000	-0.9% ▼	34	147	\$450
Nov 2022	62	\$535,000	1.9% ▲	35	158	\$450
Oct 2022	54	\$525,000	0.0%	33	150	\$450
Sep 2022	43	\$525,000	0.0%	31	138	\$445
Aug 2022	60	\$525,000	1.0% ▲	30	136	\$440
Jul 2022	97	\$520,000	2.0% ▲	30	154	\$440
Jun 2022	65	\$510,000	2.0% ▲	29	164	\$430
May 2022	75	\$500,000	1.0% ▲	29	158	\$420

Sales by Price - 12 months (House)

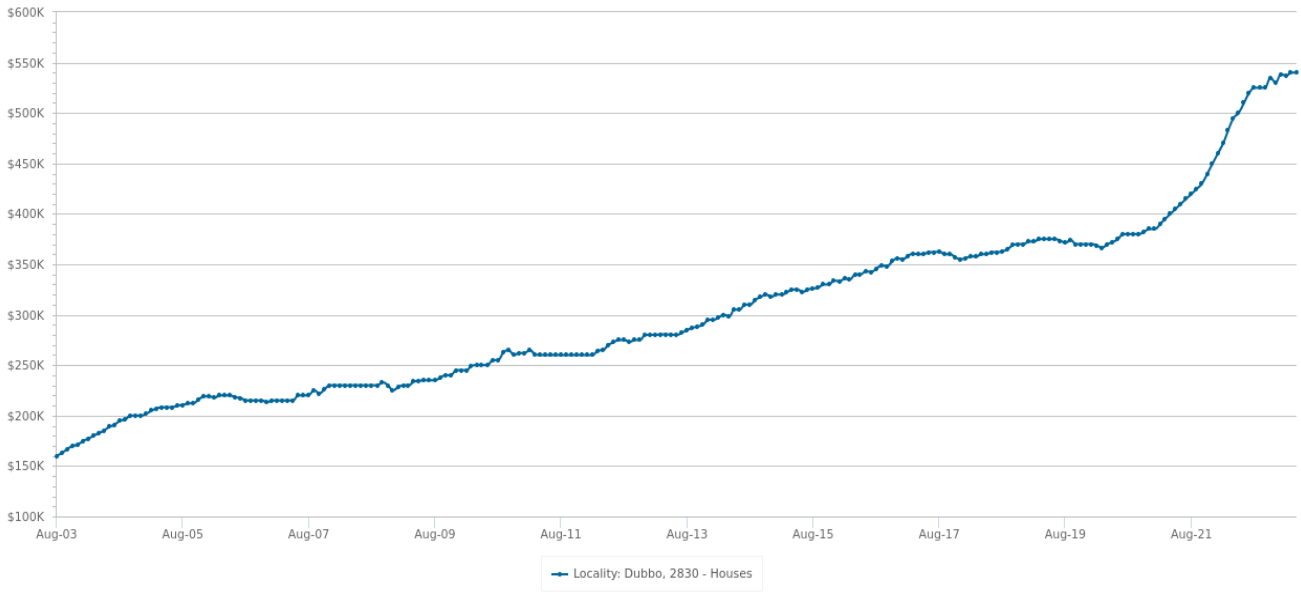
PRICE	NUMBER
<\$200K	8
\$200K-\$400K	123
\$400K-\$600K	328
\$600K-\$800K	199
\$800K-\$1M	45
\$1M-\$2M	39
>\$2M	2



Statistics are calculated over a rolling 12 month period

Long Term Market Trends

Median Sale Price - 20 years (House)



Statistics are calculated over a rolling 12 month period

PERIOD	PROPERTIES SOLD	MEDIAN PRICE	GROWTH	DAYS ON MARKET	LISTINGS	ASKING RENT
2023	744	\$540,000	9.1% ▲	36	661	\$450
2022	996	\$495,000	23.8% ▲	29	763	\$430
2021	981	\$400,000	8.1% ▲	42	764	\$370
2020	788	\$370,000	-1.3% ▼	62	781	\$350
2019	777	\$375,000	4.2% ▲	61	873	\$350
2018	862	\$360,000	0.0%	55	928	\$350
2017	757	\$360,000	5.9% ▲	58	833	\$330
2016	777	\$340,000	4.6% ▲	45	850	\$330
2015	803	\$324,970	9.1% ▲	40	839	\$290
2014	765	\$298,000	6.2% ▲	37	720	\$320
2013	737	\$280,500	5.8% ▲	48	733	\$310
2012	710	\$265,000	1.9% ▲	69	800	\$290
2011	659	\$260,000	4.0% ▲	70	780	\$270
2010	753	\$250,000	7.0% ▲	62	741	\$260
2009	732	\$233,750	1.6% ▲	70	817	\$245
2008	764	\$230,000	7.0% ▲	54	981	\$230
2007	695	\$215,000	-2.3% ▼	68	843	\$220
2006	749	\$220,000	5.6% ▲	54	726	\$210
2005	804	\$208,250	14.1% ▲	61	203	\$210
2004	1063	\$182,500	21.7% ▲	37	307	-

Sales Appraisal

12 LILYDALE TERRACE DUBBO NSW 2830



Appraisal price range

\$990,000

Notes from your agent

Thank you for the opportunity to appraise your property at 1&2/12 Lilydale Terrace, DUBBO NSW 2830

Careful consideration has been taken to provide you with an appraisal for your property in today's market conditions.

To establish a market value, I have carefully considered the premises, size, location, along with current market conditions and similar properties recently sold or currently on the market.

In summary, I estimate the current market value of 1 & 2/12 Lilydale Terrace, Dubbo including all fixed improvements to be approximately \$990,000.

Disclaimer

Contains property sales information provided under licence from the Land and Property Information (“LPI”). RP Data Pty Ltd trading as CoreLogic is authorised as a Property Sales Information provider by the LPI.

The Appraisal Amount contained in the report may have been manually provided by the Agent; or may be based on an automated valuation model estimate provided by CoreLogic ('AVM Estimated Value'). AVM Estimated Values are current at the date of the publication only. It is computer generated and is not a professional appraisal of the subject property and should not be relied upon in lieu of appropriate professional advice. The accuracy of the methodology used to develop the AVM Estimated Value, the existence of the subject property, and the accuracy of the AVM Estimated Value and all rule sets provided are estimates based on available data and are not guaranteed or warranted. CoreLogic excludes all liability for any loss or damage arising in connection with the Appraisal Amount and/or AVM Estimated Value.

Whilst all reasonable effort is made to ensure the information in this publication is current, CoreLogic does not warrant the accuracy or completeness of the data and information contained in this publication and to the full extent not prohibited by law excludes all for any loss or damage arising in connection with the data and information contained in this publication.



303/1 MARLIN PARADE CAIRNS CITY QLD 4870

Prepared on 31st July 2023



Nick Pelucchi
LJ Hooker Cairns Beaches

Shop 10 / 471 Varley Street
Yorkeys Knob

m: 0410102277
w: 07 4059 0594
nick.pelucchi@ljhooker.com.au


Your Property


303/1 MARLIN PARADE CAIRNS CITY QLD 4870

1 

1 

1 

101m² 

64m² 



Your Property History

- 24 Feb, 2022 - Listed for rent at \$500 / week
- 16 Apr, 2020 - Listed for rent at \$500 / week
- 12 Jul, 2019 - Listed for rent at \$500 / week
- 1 Dec, 2017 - Sold for \$610,000
- 31 Mar, 2017 - Listed for rent at \$500 / week
- 12 Apr, 2016 - Listed for rent at \$490 / week

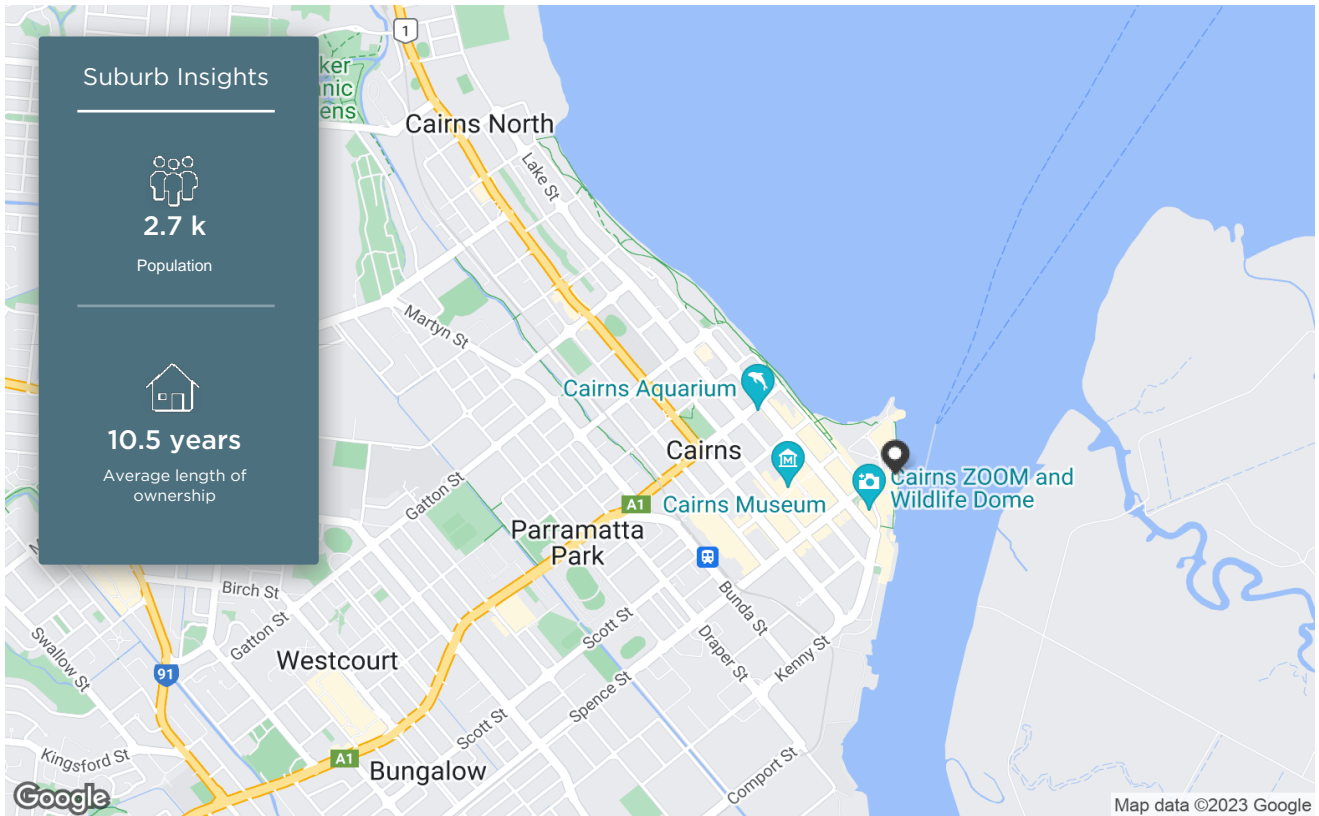


Introducing Nick Pelucchi

Combining his immense passion for the region with an unwavering drive to exceed his clients' expectations, Nick Pelucchi is building a renowned reputation as a leader in the local real estate market.

Cairns City

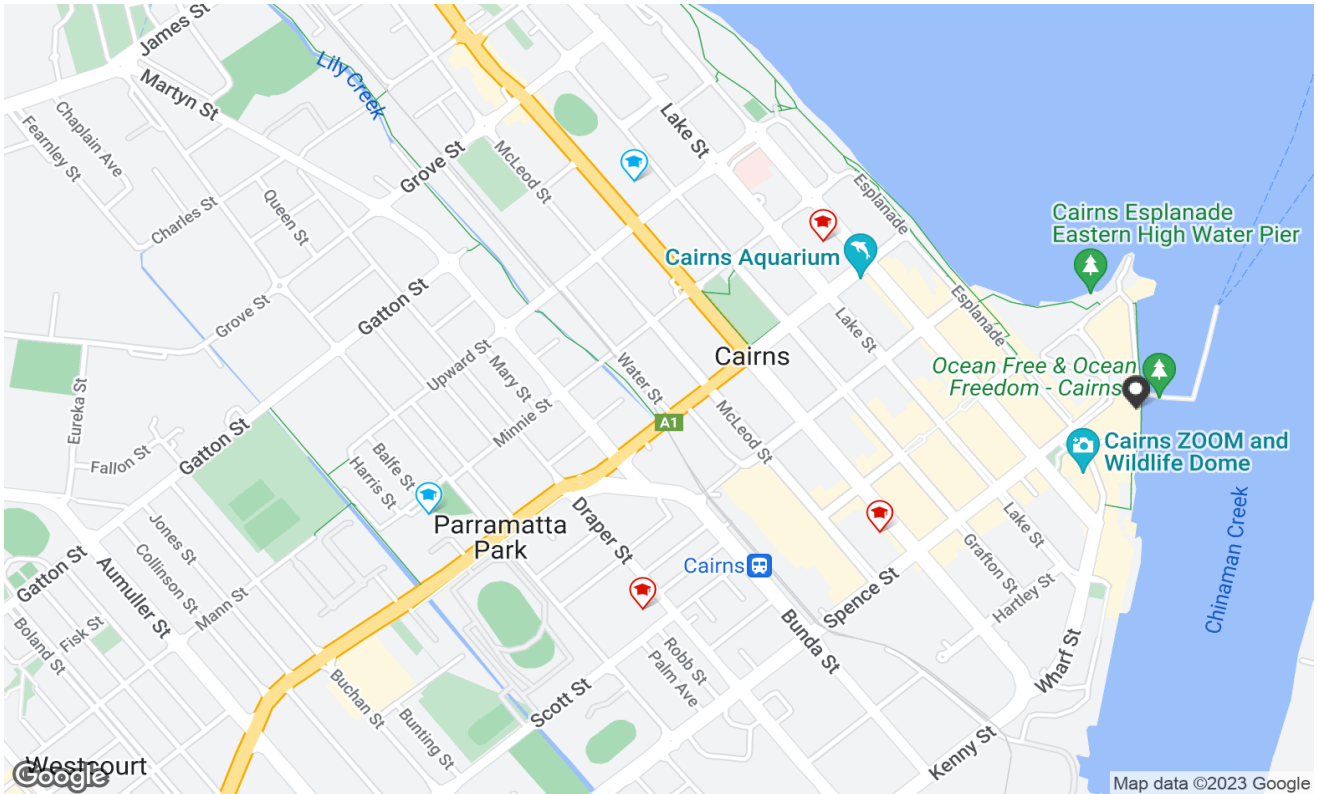
Demographic








The size of Cairns City is approximately 2.1 square kilometres. It has 3 parks covering nearly 6.3% of total area. The population of Cairns City in 2011 was 2,180 people. By 2016 the population was 2,739 showing a population growth of 25.6% in the area during that time. The predominant age group in Cairns City is 20-29 years. Households in Cairns City are primarily childless couples and are likely to be repaying \$1800 - \$2399 per month on mortgage repayments. In general, people in Cairns City work in a professional occupation. In 2011, 45.6% of the homes in Cairns City were owner-occupied compared with 46.4% in 2016.

HOUSEHOLD STRUCTURE		HOUSEHOLD OCCUPANCY		HOUSEHOLD INCOME		AGE	
TYPE	%	TYPE	%	TYPE	%	TYPE	%
Childless Couples	66.4	Owns Outright	27.9	0-15.6K	4.3	0-9	4.2
Couples with Children	22.7	Purchaser	18.5	15.6-33.8K	10.5	10-19	4.0
Single Parents	7.5	Renting	49.5	33.8-52K	15.6	20-29	22.2
Other	2.9	Other	0.8	52-78K	14.3	30-39	16.2
		Not Stated	3.0	78-130K	22.5	40-49	14.0
				130-182K	8.9	50-59	16.3
				182K+	13.6	60-69	12.8
						70-79	8.2
						80-89	2.0
						90-99	0.2

Local Schools



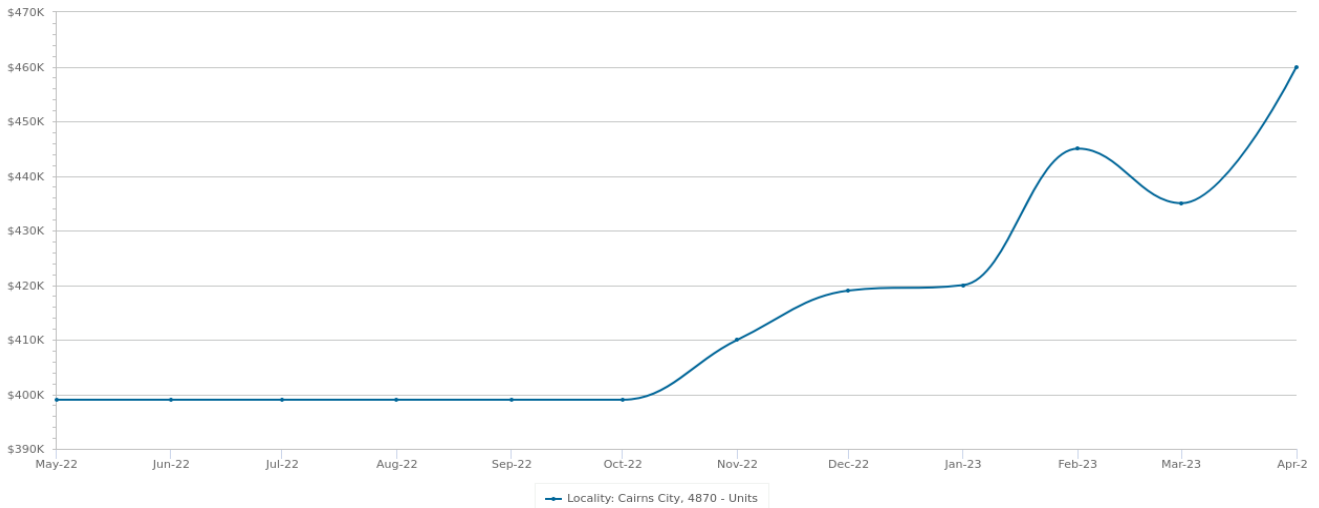
SCHOOL ADDRESS	DISTANCE	SCHOOL TYPE	GENDER	SECTOR	YEARS
 Cape York Aboriginal Australian Academy 17-19 Sheridan Street Cairns City QLD 4870	0.77km	Primary	Mixed	Government	0-6
 St Monica's College 183 Abbott Street Cairns City QLD 4870	0.97km	Secondary	-	Non-Government	7-12
 St Augustine's College 239 Draper Street Parramatta Park QLD 4870	1.46km	Secondary	-	Non-Government	7-12
 Cairns State High School 156 Sheridan Street Cairns North QLD 4870	1.51km	Secondary	Mixed	Government	7-12
 Parramatta State School 128-134 Mulgrave Road Parramatta Park QLD 4870	1.95km	Primary	Mixed	Government	0-6

 Property is within school catchment area

 Property is outside school catchment area

Recent Market Trends

Median Sale Price - 12 months (Unit)

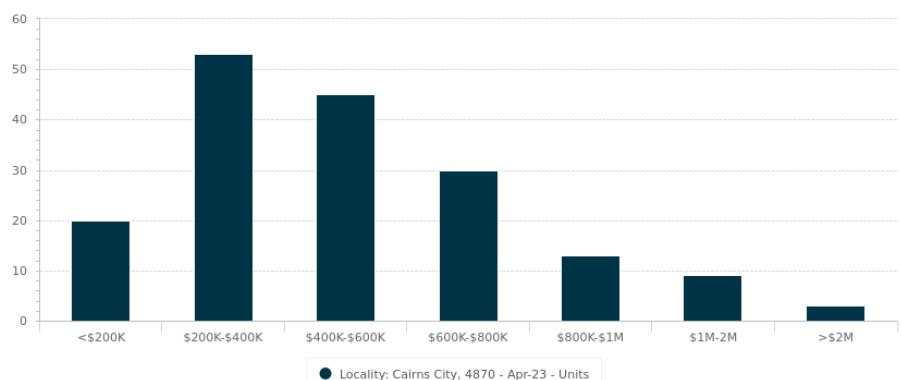


Statistics are calculated over a rolling 12 month period

PERIOD	PROPERTIES SOLD	MEDIAN PRICE	GROWTH	DAYS ON MARKET	LISTINGS	ASKING RENT
Apr 2023	14	\$460,000	5.7% ▲	25	25	\$550
Mar 2023	14	\$435,000	-2.2% ▼	23	31	\$530
Feb 2023	12	\$445,000	6.0% ▲	25	31	\$540
Jan 2023	9	\$420,000	0.2% ▲	25	35	\$530
Dec 2022	12	\$419,000	2.2% ▲	25	34	\$500
Nov 2022	13	\$410,000	2.8% ▲	25	36	\$500
Oct 2022	10	\$399,000	0.0%	25	40	\$500
Sep 2022	15	\$399,000	0.0%	25	39	\$500
Aug 2022	17	\$399,000	0.0%	25	41	\$500
Jul 2022	13	\$399,000	0.0%	25	40	\$500
Jun 2022	22	\$399,000	0.0%	26	51	\$500
May 2022	22	\$399,000	0.0%	31	56	\$495

Sales by Price - 12 months (Unit)

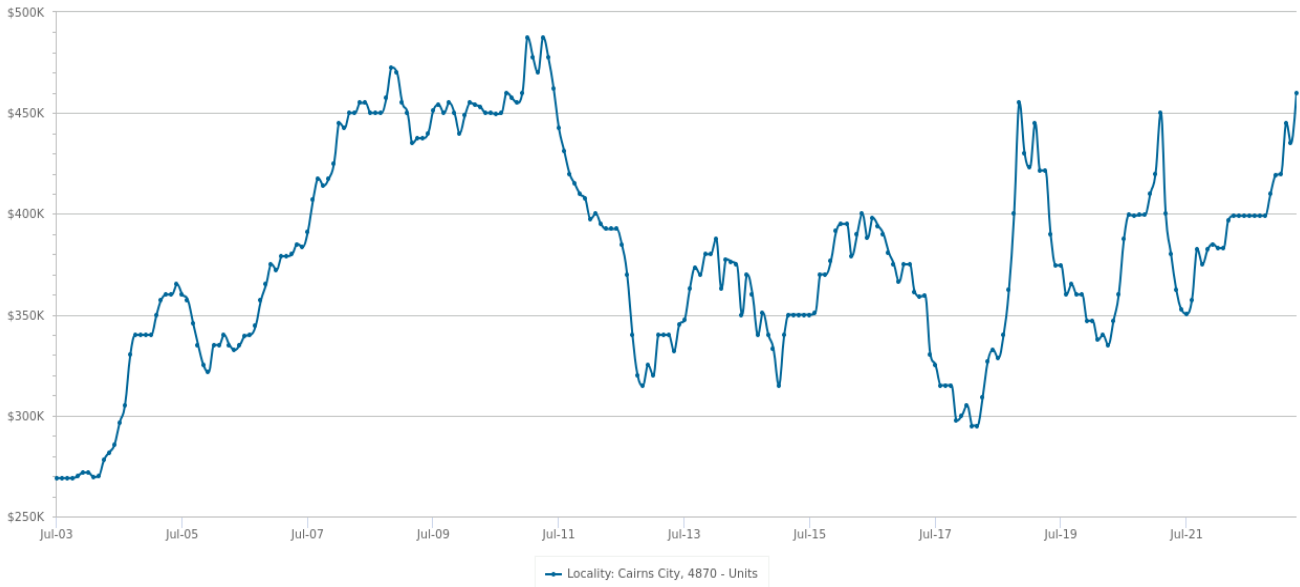
PRICE	NUMBER
<\$200K	20
\$200K-\$400K	53
\$400K-\$600K	45
\$600K-\$800K	30
\$800K-\$1M	13
\$1M-\$2M	9
>\$2M	3



Statistics are calculated over a rolling 12 month period

Long Term Market Trends



















Median Sale Price - 20 years (Unit)



Statistics are calculated over a rolling 12 month period

PERIOD	PROPERTIES SOLD	MEDIAN PRICE	GROWTH	DAYS ON MARKET	LISTINGS	ASKING RENT
2023	173	\$460,000	15.3% ▲	25	109	\$550
2022	243	\$399,000	5.0% ▲	34	186	\$500
2021	125	\$380,000	13.4% ▲	43	167	\$485
2020	96	\$335,000	-20.5% ▼	47	147	\$450
2019	104	\$421,500	36.4% ▲	46	138	\$460
2018	134	\$309,000	-13.9% ▼	70	128	\$430
2017	161	\$359,000	-7.9% ▼	85	147	\$440
2016	160	\$390,000	11.4% ▲	73	177	\$415
2015	143	\$350,000	-7.0% ▼	54	147	\$400
2014	168	\$376,250	10.7% ▲	70	176	\$300
2013	113	\$340,000	-13.4% ▼	93	182	\$315
2012	104	\$392,500	-19.5% ▼	104	194	\$375
2011	104	\$487,500	7.6% ▲	60	164	\$372
2010	159	\$453,000	3.5% ▲	72	137	\$347
2009	126	\$437,500	-2.8% ▼	69	122	\$330
2008	281	\$450,000	18.4% ▲	69	121	\$270
2007	267	\$380,000	13.4% ▲	62	118	\$310
2006	278	\$335,000	-6.9% ▼	75	72	\$320
2005	323	\$360,000	29.5% ▲	67	43	-
2004	315	\$278,000	4.9% ▲	-	16	-

Comparable Sales






1	321/1 MARLIN PARADE CAIRNS CITY QLD 4870	Sold Price ^{RS} \$835,000
	<p>  2  2  1  117m²  113m² Year Built 2007 DOM 170 Sold Date 03-Apr-23 Distance 0km First Listing Best Offers by 3 November Last Listing Under Contract </p>	
2	15/1 MARLIN PARADE CAIRNS CITY QLD 4870	Sold Price \$799,000
	<p>  2  2  1  102m²  79m² Year Built 2007 DOM 127 Sold Date 03-Feb-23 Distance 0.04km First Listing Best Offer by 18th October Last Listing Under Contract </p>	
3	322/1 MARLIN PARADE CAIRNS CITY QLD 4870	Sold Price \$610,000
	<p>  2  2  1  109m²  100m² Year Built 2007 DOM - Sold Date 04-Apr-23 Distance 0.05km First Listing - Last Listing - </p>	

DOM = Days on market RS = Recent sale UN = Undisclosed Sale * This data point was edited by the author of this CMA and has not been verified by CoreLogic


Comparable Listings






1 27/1 MARLIN PARADE CAIRNS CITY QLD 4870



 2  2  1  102m²  90m²
 Year Built 2007 DOM 147 days
 Listing Date 13-Aug-21 Distance 0.04km
 Listing Price \$850,000






2 312/1 MARLIN PARADE CAIRNS CITY QLD 4870



 2  2  1  55m²  61m²
 Year Built 2007 DOM 6 days
 Listing Date 25-Jul-23 Distance 0.07km
 Listing Price Buyers In the \$800,000's






3 15/1 MARLIN PARADE CAIRNS CITY QLD 4870



 2  2  1  102m²  79m²
 Year Built 2007 DOM 127 days
 Listing Date 30-Sep-22 Distance 0.04km
 Listing Price Under Contract

4 405/1 MARLIN PARADE CAIRNS CITY QLD 4870

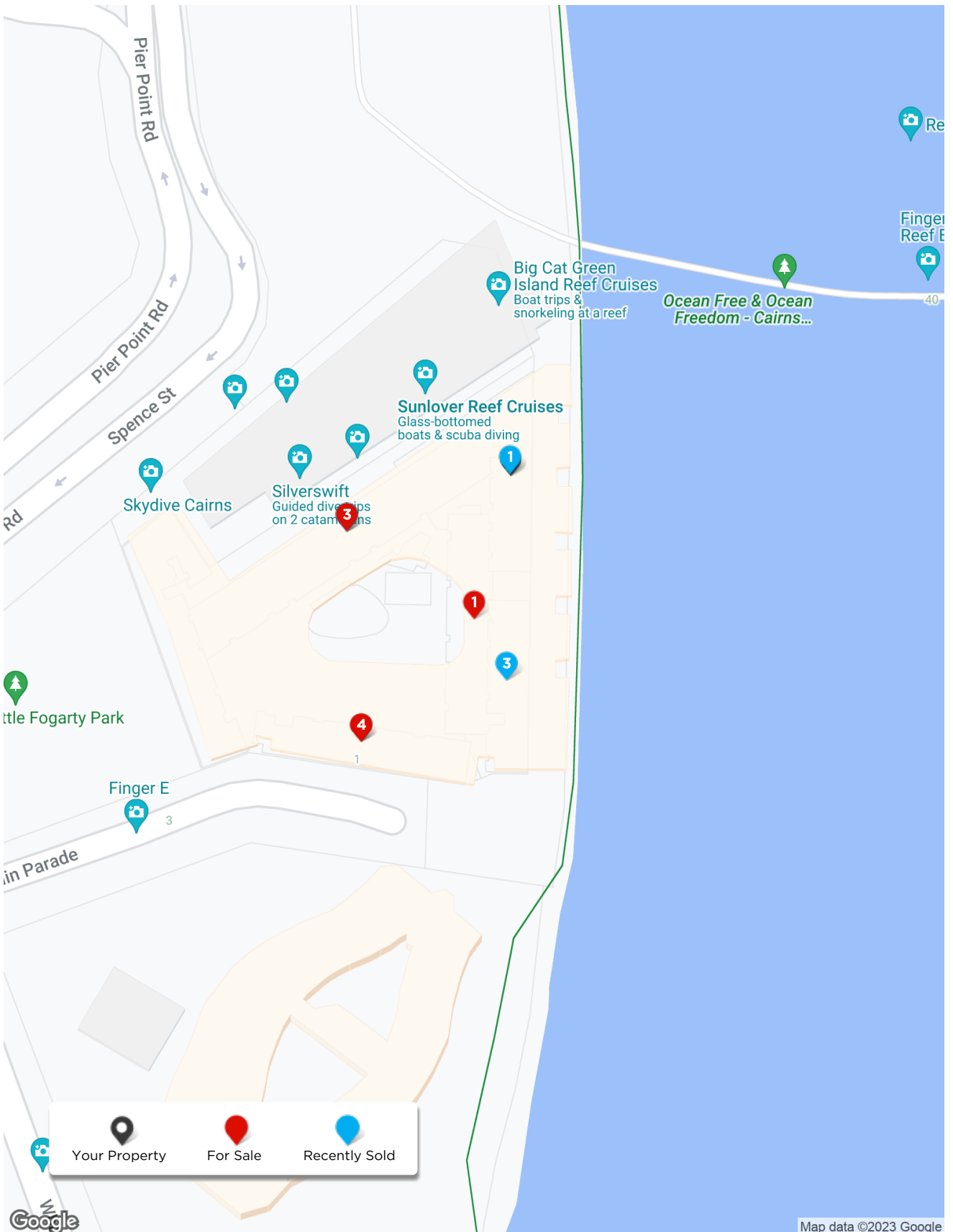


 1  1  -  75m²  63m²
 Year Built 2007 DOM 143 days
 Listing Date 10-Mar-23 Distance 0.07km
 Listing Price Contact Agent

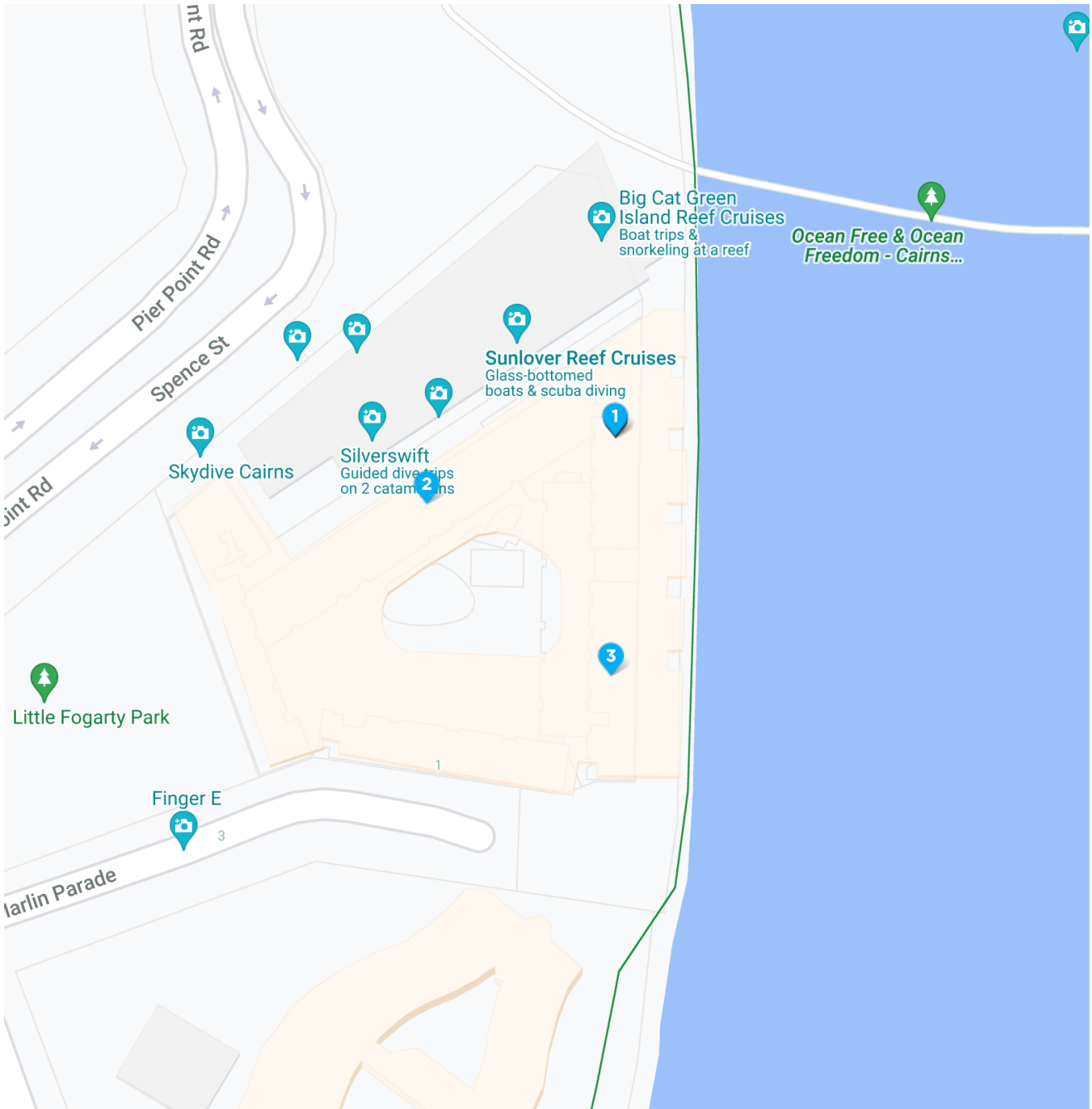
Notes from your agent




Not water front

Comparables Map: Sales & Listings



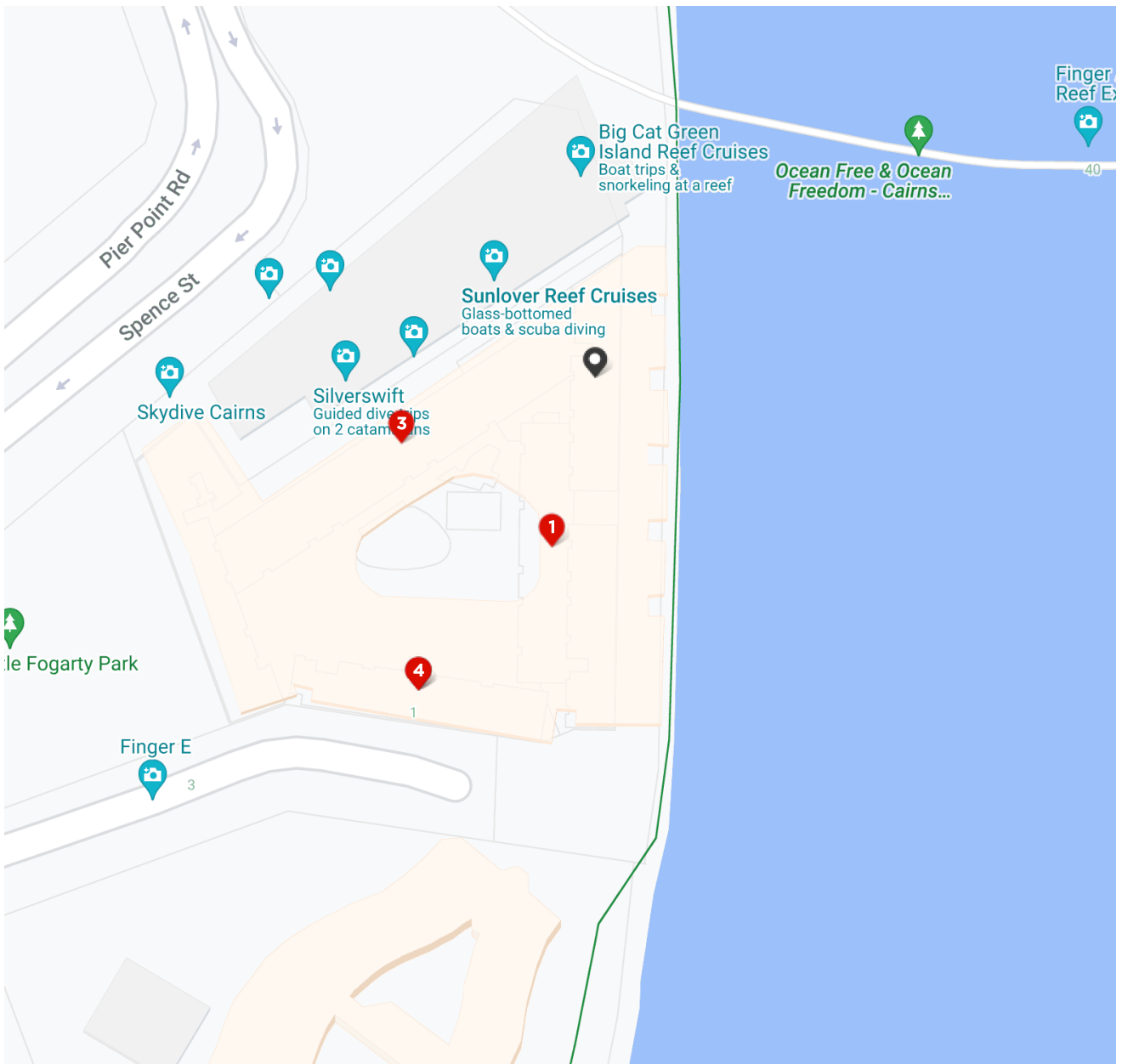
Comparables Map: Sales






				
1 321/1 MARLIN PARADE CAIRNS CITY QLD 4870	2	2	1	\$835,000
2 15/1 MARLIN PARADE CAIRNS CITY QLD 4870	2	2	1	\$799,000
3 322/1 MARLIN PARADE CAIRNS CITY QLD 4870	2	2	1	\$610,000

* This data point was edited by the author of this CMA and has not been verified by CoreLogic

Comparables Map: Listings



				DOM	
1 27/1 MARLIN PARADE CAIRNS CITY QLD 4870	2	2	1	147	\$850,000
2 312/1 MARLIN PARADE CAIRNS CITY QLD 4870	2	2	1	6	Buyers In the \$800,000's
3 15/1 MARLIN PARADE CAIRNS CITY QLD 4870	2	2	1	127	Under Contract
4 405/1 MARLIN PARADE CAIRNS CITY QLD 4870	1	1	-	143	Contact Agent

Summary

303/1 MARLIN PARADE CAIRNS CITY QLD 4870



Appraisal price range

\$610,000 - \$640,000

Notes from your agent

Appraised as a absolute waterfront 1 bedroom

Disclaimer

Based on or contains data provided by the State of Queensland (Department of Resources) 2023. In consideration of the State permitting use of this data you acknowledge and agree that the State gives no warranty in relation to the data (including accuracy, reliability, completeness, currency or suitability) and accepts no liability (including without limitation, liability in negligence) for any loss, damage or costs (including consequential damage) relating to any use of the data. Data must not be used for direct marketing or be used in breach of the privacy laws; more information at www.propertydatacodeofconduct.com.au

The Appraisal Amount contained in the report may have been manually provided by the Agent; or may be based on an automated valuation model estimate provided by CoreLogic ('AVM Estimated Value'). AVM Estimated Values are current at the date of the publication only. It is computer generated and is not a professional appraisal of the subject property and should not be relied upon in lieu of appropriate professional advice. The accuracy of the methodology used to develop the AVM Estimated Value, the existence of the subject property, and the accuracy of the AVM Estimated Value and all rule sets provided are estimates based on available data and are not guaranteed or warranted. CoreLogic excludes all liability for any loss or damage arising in connection with the Appraisal Amount and/or AVM Estimated Value.

Product Data licensed by CoreLogic under a Creative Commons Attribution licence. For details regarding licence, data source, copyright and disclaimers, see www.corelogic.com.au/aboutus/thirdpartyrestrictions.html

All information relating to Schools provided by CoreLogic is as a courtesy only. CoreLogic does not make any representations regarding the accuracy or completeness of the data. You should contact the School directly to verify this information.

Whilst all reasonable effort is made to ensure the information in this publication is current, CoreLogic does not warrant the accuracy or completeness of the data and information contained in this publication and to the full extent not prohibited by law excludes all for any loss or damage arising in connection with the data and information contained in this publication.



Title Search

11/10/2023 03:09 PM

Client Reference: DI-Ameroo Super

NEW SOUTH WALES LAND REGISTRY SERVICES - TITLE SEARCH

FOLIO: 1143/1186514

SEARCH DATE	TIME	EDITION NO	DATE
11/10/2023	3:08 PM	5	25/2/2016

LAND

LOT 1143 IN DEPOSITED PLAN 1186514
AT DUBBO
LOCAL GOVERNMENT AREA DUBBO REGIONAL
PARISH OF DUBBO COUNTY OF GORDON
TITLE DIAGRAM DP1186514

FIRST SCHEDULE

AMEROO SUPER PTY LTD (T AK245543)

SECOND SCHEDULE (4 NOTIFICATIONS)

- 1 RESERVATIONS AND CONDITIONS IN THE CROWN GRANT(S)
- 2 AH771237 EASEMENT FOR BATTER 13 WIDE APPURTENANT TO THE LAND ABOVE DESCRIBED AFFECTING THE PART DESIGNATED (A) IN PLAN WITH AH771237
- 3 DP1186514 EASEMENT TO DRAIN SEWAGE 2 & 3 METRE(S) WIDE AND VARIABLE AFFECTING THE PART(S) SHOWN SO BURDENED IN THE TITLE DIAGRAM
- 4 DP1186514 RESTRICTION(S) ON THE USE OF LAND

NOTATIONS

UNREGISTERED DEALINGS: NIL

*** END OF SEARCH ***



LAND
REGISTRY
SERVICES

Direct Info
Quick and easy online

DI-Ameroo Super

PRINTED ON 11/10/2023

* Any entries preceded by an asterisk do not appear on the current edition of the Certificate of Title. Warning: the information appearing under notations has not been formally recorded in the Register.

© Office of the Registrar-General 2023

Queensland Titles Registry Pty Ltd
ABN 23 648 568 101

Title Reference: 50661043	Search Date: 11/10/2023 14:17
Date Title Created: 26/04/2007	Request No: 45928651
Previous Title: 50656564	

ESTATE AND LAND

Estate in Fee Simple

LOT 302 SURVEY PLAN 172972

Local Government: CAIRNS

COMMUNITY MANAGEMENT STATEMENT 36770

REGISTERED OWNER

Dealing No: 719335557 29/03/2019

AMEROO SUPER PTY LTD A.C.N. 164 030 540
UNDER INSTRUMENT 719335557

TRUSTEE

EASEMENTS, ENCUMBRANCES AND INTERESTS

1. Rights and interests reserved to the Crown by Deed of Grant No. 40027331 (Lot 13 on SP 132560)
2. BUILDING MANAGEMENT STATEMENT No 710414076 13/03/2007 at 16:22 benefiting and burdening the lot
3. AMENDMENT No 712253077 03/03/2009 at 11:09 BUILDING MANAGEMENT STATEMENT: 710414076

ADMINISTRATIVE ADVICES

NIL

UNREGISTERED DEALINGS

NIL

Caution - Charges do not necessarily appear in order of priority

** End of Current Title Search **

77600 - Shares in Listed Companies (Australian)

2023 Financial Year

Preparer Rhonda Wilkinson

Reviewer John Curley

Status Completed

Account Code	Description	CY Units	CY Balance	LY Units	LY Balance	Change
ABC.AX	Adbri Limited	10700.000000	\$25,573.00	10700.000000	\$25,894.00	(1.24)%
AGK.AX	Agl Energy Limited	2140.000000	\$23,133.40	2140.000000	\$17,655.00	31.03%
AMP.AX	AMP Limited	0.000000	\$0.00	6250.000000	\$5,968.75	100%
ANZ.AX	ANZ Group Holdings Limited	2667.000000	\$63,234.57	2500.000000	\$55,075.00	14.82%
ASX.AX	ASX Limited	1310.000000	\$82,530.00	1310.000000	\$107,040.10	(22.9)%
BHP.AX	BHP Group Limited	1890.000000	\$85,031.10	1890.000000	\$77,962.50	9.07%
BXB.AX	Brambles Limited	1700.000000	\$24,497.00			100%
COL.AX	Coles Group Limited.	3000.000000	\$55,260.00	3870.000000	\$68,924.70	(19.83)%
CSR.AX	CSR Limited	22700.000000	\$117,813.00	22700.000000	\$92,162.00	27.83%
ELD.AX	Elders Limited	2299.000000	\$15,127.42	2299.000000	\$28,944.41	(47.74)%
GEM.AX	G8 Education Limited	0.000000	\$0.00	11370.000000	\$11,995.35	100%
HLS.AX	Healius Limited	6000.000000	\$19,080.00			100%
IAG.AX	Insurance Australia Group Limited	5800.000000	\$33,060.00	5800.000000	\$25,288.00	30.73%
IFL.AX	Insignia Financial Ltd	30000.000000	\$84,600.00	37000.000000	\$99,530.00	(15)%
IVC.AX	Invocare Limited	3910.000000	\$49,226.90	3910.000000	\$40,898.60	20.36%
NAB.AX	National Australia Bank Limited	5604.000000	\$147,777.48	5604.000000	\$153,493.56	(3.72)%

Account Code	Description	CY Units	CY Balance	LY Units	LY Balance	Change
ORI.AX	Orica Limited	1400.000000	\$20,762.00	1400.000000	\$22,078.00	(5.96)%
SUN.AX	Suncorp Group Limited	3982.000000	\$53,717.18	3982.000000	\$43,722.36	22.86%
TAH.AX	Tabcorp Holdings Limited	16255.000000	\$18,043.05	16255.000000	\$17,311.58	4.23%
TLC.AX	The Lottery Corporation Limited	12000.000000	\$61,560.00	16255.000000	\$73,472.60	(16.21)%
TLS.AX	Telstra Group Limited	21900.000000	\$94,170.00	21900.000000	\$84,315.00	11.69%
WBC.AX	Westpac Banking Corporation	6400.000000	\$136,576.00	6400.000000	\$124,800.00	9.44%
WDS.AX	Woodside Energy Group Ltd	600.000000	\$20,664.00	341.000000	\$10,857.44	90.32%
WOW.AX	Woolworths Group Limited	1217.000000	\$48,351.41	1217.000000	\$43,325.20	11.6%
	TOTAL	CY Units	CY Balance	LY Units	LY Balance	
		163474.000000	\$1,279,787.51	185093.000000	\$1,230,714.15	

Supporting Documents

- Balance Review Report [Report](#)
- Investment Movement Report [Report](#)
- 2023 Portfolio Holdings Confirmations.pdf

Standard Checklist

- Attach Balance Review Report
- Attach copies of HIN/SRN or Chess Statements, Broker Statements, Contract Notes Corporate Action documentation and any other relevant Source Documentation
- Attach Investment Movement Report
- Ensure all Investments are valued correctly at June 30
- Ensure the investment is in accordance with the Fund's investment strategy

Ameroo Super Balance Review Report

As at 30 June 2023

Investment Code	Investment Name	Holding Reference	Third Party Data			BGL Ledger	Variance
			Data Feed Provider	Balance Date	Balance Amount	Balance	
60400	Bank Accounts						
MacqCMA963646641	Macq CMA 6641	182512963646641	Macquarie Cash ESI	30/06/2023	\$ 116,591.90	\$ 116,591.90	0.00
77200	Real Estate Properties (Australian - Residential)						
PROPRENTE	1 & 2/12 Lillydale Terrace, Dubbo NSW 2830					1.0000	
PropRent	303/1 Marlin Parade, Cairns QLD 4870					1.0000	
77600	Shares in Listed Companies (Australian)						
ABC.AX	Adbri Limited	X*****9814	Registry Data - Computershare	30/06/2023	10,700.0000	10,700.0000	0.0000
AGL.AX	Agl Energy Limited	X*****9814	Registry Data - Computershare	30/06/2023	2,140.0000	2,140.0000	0.0000
ANZ.AX	ANZ Group Holdings Limited	X*****9814	Registry Data - Computershare	30/06/2023	2,667.0000	2,667.0000	0.0000
ASX.AX	ASX Limited	X*****9814	Registry Data - Link	30/06/2023	1,310.0000	1,310.0000	0.0000
BHP.AX	BHP Group Limited	X*****9814	Registry Data - Computershare	30/06/2023	1,890.0000	1,890.0000	0.0000
BXB.AX	Brambles Limited	X*****9814	Registry Data - Boardroom	30/06/2023	1,700.0000	1,700.0000	0.0000
COL.AX	Coles Group Limited.	X*****9814	Registry Data - Computershare	30/06/2023	3,000.0000	3,000.0000	0.0000
CSR.AX	CSR Limited	X*****9814	Registry Data - Computershare	30/06/2023	22,700.0000	22,700.0000	0.0000
ELD.AX	Elders Limited	X*****9814	Registry Data - Boardroom	30/06/2023	2,299.0000	2,299.0000	0.0000
HLS.AX	Healius Limited	X*****9814	Registry Data - Computershare	30/06/2023	6,000.0000	6,000.0000	0.0000
IFL.AX	Insignia Financial Ltd	X*****9814	Registry Data - Boardroom	30/06/2023	30,000.0000	30,000.0000	0.0000
IAG.AX	Insurance Australia Group Limited	X*****9814	Registry Data -	30/06/2023	5,800.0000	5,800.0000	0.0000

Ameroo Super Balance Review Report

As at 30 June 2023

Investment Code	Investment Name	Holding Reference	Third Party Data			BGL Ledger	Variance
			Data Feed Provider	Balance Date	Balance Amount	Balance	
			Computershare				
IVC.AX	Invocare Limited	X*****9814	Registry Data - Link	30/06/2023	3,910.0000	3,910.0000	0.0000
NAB.AX	National Australia Bank Limited	X*****9814	Registry Data - Computershare	30/06/2023	5,604.0000	5,604.0000	0.0000
ORI.AX	Orica Limited	X*****9814	Registry Data - Link	30/06/2023	1,400.0000	1,400.0000	0.0000
SUN.AX	Suncorp Group Limited	X*****9814	Registry Data - Link	30/06/2023	3,982.0000	3,982.0000	0.0000
TAH.AX	Tabcorp Holdings Limited	X*****9814	Registry Data - Link	30/06/2023	16,255.0000	16,255.0000	0.0000
TLS.AX	Telstra Group Limited	X*****9814	Registry Data - Link	30/06/2023	21,900.0000	21,900.0000	0.0000
TLC.AX	The Lottery Corporation Limited	X*****9814	Registry Data - Link	30/06/2023	12,000.0000	12,000.0000	0.0000
WBC.AX	Westpac Banking Corporation	X*****9814	Registry Data - Link	30/06/2023	6,400.0000	6,400.0000	0.0000
WDS.AX	Woodside Energy Group Ltd	X*****9814	Registry Data - Computershare	30/06/2023	600.0000	600.0000	0.0000
WOW.AX	Woolworths Group Limited	X*****9814	Registry Data - Link	30/06/2023	1,217.0000	1,217.0000	0.0000
78000	Stapled Securities						
CLW.AX	Charter Hall Long Wale Reit	X*****9814	Registry Data - Link	30/06/2023	5,000.0000	5,000.0000	0.0000

Ameroo Super Investment Movement Report

As at 30 June 2023

Investment	Opening Balance		Additions		Disposals			Closing Balance		
	Units	Cost	Units	Cost	Units	Cost	Accounting Profit/(Loss)	Units	Cost	Market Value
Bank Accounts										
Macq CMA 6641		21,283.56		152,738.50		(57,430.16)			116,591.90	116,591.90
		21,283.56		152,738.50		(57,430.16)			116,591.90	116,591.90
Real Estate Properties (Australian - Residential)										
PROP12Lilly - 1 & 2/12 Lillydale Terrace, Dubbo NSW 2830	1.00	76,000.00						1.00	76,000.00	990,000.00
PropRent - 303/1 Marlin Parade, Cairns QLD 4870	1.00	471,668.40						1.00	471,668.40	625,000.00
		547,668.40							547,668.40	1,615,000.00
Shares in Listed Companies (Australian)										
ABC.AX - Adbri Limited	10,700.00	47,395.78						10,700.00	47,395.78	25,573.00
AGK.AX - Agl Energy Limited	2,140.00	36,914.70						2,140.00	36,914.70	23,133.40
AMP.AX - AMP Limited	6,250.00	10,000.00			(6,250.00)	(10,000.00)	(3,078.75)		0.00	
ANZ.AX - ANZ Group Holdings Limited	2,500.00	63,564.50	167.00	3,156.30				2,667.00	66,720.80	63,234.57
ASX.AX - ASX Limited	1,310.00	63,823.97						1,310.00	63,823.97	82,530.00
BHP.AX - BHP Group Limited	1,890.00	60,999.05						1,890.00	60,999.05	85,031.10

Ameroo Super Investment Movement Report

As at 30 June 2023

Investment	Opening Balance		Additions		Disposals			Closing Balance		Market Value
	Units	Cost	Units	Cost	Units	Cost	Accounting Profit/(Loss)	Units	Cost	
BXB.AX - Brambles Limited			1,700.00	21,964.99				1,700.00	21,964.99	24,497.00
COL.AX - Coles Group Limited.	3,870.00	50,112.20			(870.00)	(11,265.53)	5,403.37	3,000.00	38,846.67	55,260.00
CSR.AX - CSR Limited	22,700.00	105,633.57						22,700.00	105,633.57	117,813.00
ELD.AX - Elders Limited	2,299.00	40,348.74						2,299.00	40,348.74	15,127.42
GEM.AX - G8 Education Limited	11,370.00	40,002.85			(11,370.00)	(40,002.85)	(28,898.49)		0.00	
HLS.AX - Healius Limited			6,000.00	23,172.12				6,000.00	23,172.12	19,080.00
IFL.AX - Insignia Financial Ltd	37,000.00	187,713.55			(7,000.00)	(62,311.33)	(39,465.43)	30,000.00	125,402.22	84,600.00
IAG.AX - Insurance Australia Group Limited	5,800.00	38,376.16						5,800.00	38,376.16	33,060.00
IVC.AX - Invocare Limited	3,910.00	34,104.96						3,910.00	34,104.96	49,226.90
NAB.AX - National Australia Bank Limited	5,604.00	143,508.67						5,604.00	143,508.67	147,777.48
ORI.AX - Orica Limited	1,400.00	27,617.23						1,400.00	27,617.23	20,762.00
SUN.AX - Suncorp Group Limited	3,982.00	49,962.42						3,982.00	49,962.42	53,717.18

Ameroo Super Investment Movement Report

As at 30 June 2023

Investment	Opening Balance		Additions		Disposals			Closing Balance		Market Value
	Units	Cost	Units	Cost	Units	Cost	Accounting Profit/(Loss)	Units	Cost	
TAH.AX - Tabcorp Holdings Limited	16,255.00	11,858.12						16,255.00	11,858.12	18,043.05
TLS.AX - Telstra Group Limited	21,900.00	79,975.01						21,900.00	79,975.01	94,170.00
TLC.AX - The Lottery Corporation Limited	16,255.00	54,910.60			(4,255.00)	(16,556.92)	2,464.12	12,000.00	38,353.68	61,560.00
WBC.AX - Westpac Banking Corporation	6,400.00	134,894.43						6,400.00	134,894.43	136,576.00
WDS.AX - Woodside Energy Group Ltd	341.00	10,148.16	259.00	8,449.80				600.00	18,597.96	20,664.00
WOW.AX - Woolworths Group Limited	1,217.00	32,829.52						1,217.00	32,829.52	48,351.41
		1,324,694.19		56,743.21		(140,136.63)	(63,575.18)		1,241,300.77	1,279,787.51
Stapled Securities										
CLW.AX1 - Charter Hall Long Wale Reit			5,000.00	22,393.15				5,000.00	22,393.15	20,050.00
				22,393.15					22,393.15	20,050.00
		1,893,646.15		231,874.86		(197,566.79)	(63,575.18)		1,927,954.22	3,031,429.41

Ameroo Super Investment Summary Report

As at 30 June 2023

Investment	Units	Market Price	Market Value	Average Cost	Accounting Cost	Unrealised Gain/(Loss)	Gain/(Loss)%	Portfolio Weight%
Cash/Bank Accounts								
Macq CMA 6641		116,591.900000	116,591.90 ✓	116,591.90	116,591.90			3.85 %
			116,591.90		116,591.90			3.85 %
Real Estate Properties (Australian - Residential)								
PROPRENT 1 & 2/12 Lillydale Terrace, Dubbo NSW 2830	1.00	990,000.000000	990,000.00 ✓	76,000.00	76,000.00	914,000.00	1,202.63 %	32.66 %
PropRent 303/1 Marlin Parade, Cairns QLD 4870	1.00	625,000.000000	625,000.00 ✓	471,668.40	471,668.40	153,331.60	32.51 %	20.62 %
			1,615,000.00		547,668.40	1,067,331.60	194.89 %	53.28 %
Shares in Listed Companies (Australian)								
ABC.AX Adbri Limited	10,700.00 ✓	2.390000	25,573.00 ✓	4.43	47,395.78	(21,822.78)	(46.04) %	0.84 %
AGL.AX Agl Energy Limited	2,140.00 ✓	10.810000	23,133.40 ✓	17.25	36,914.70	(13,781.30)	(37.33) %	0.76 %
ANZ.AX ANZ Group Holdings Limited	2,667.00 ✓	23.710000	63,234.57 ✓	25.02	66,720.80	(3,486.23)	(5.23) %	2.09 %
ASX.AX ASX Limited	1,310.00 ✓	63.000000	82,530.00 ✓	48.72	63,823.97	18,706.03	29.31 %	2.72 %
BHP.AX BHP Group Limited	1,890.00 ✓	44.990000	85,031.10 ✓	32.27	60,999.05	24,032.05	39.40 %	2.80 %
BXB.AX Brambles Limited	1,700.00 ✓	14.410000	24,497.00 ✓	12.92	21,964.99	2,532.01	11.53 %	0.81 %
COL.AX Coles Group Limited.	3,000.00 ✓	18.420000	55,260.00 ✓	12.95	38,846.67	16,413.33	42.25 %	1.82 %
CSR.AX CSR Limited	22,700.00 ✓	5.190000	117,813.00 ✓	4.65	105,633.57	12,179.43	11.53 %	3.89 %
ELD.AX Elders Limited	2,299.00 ✓	6.580000	15,127.42 ✓	17.55	40,348.74	(25,221.32)	(62.51) %	0.50 %
HLS.AX Healius Limited	6,000.00 ✓	3.180000	19,080.00 ✓	3.86	23,172.12	(4,092.12)	(17.66) %	0.63 %
IFL.AX Insignia Financial Ltd	30,000.00 ✓	2.820000	84,600.00 ✓	4.18	125,402.22	(40,802.22)	(32.54) %	2.79 %
IAG.AX Insurance Australia Group Limited	5,800.00 ✓	5.700000	33,060.00 ✓	6.62	38,376.16	(5,316.16)	(13.85) %	1.09 %
IVC.AX Invocare Limited	3,910.00 ✓	12.590000	49,226.90 ✓	8.72	34,104.96	15,121.94	44.34 %	1.62 %
NAB.AX National Australia Bank Limited	5,604.00 ✓	26.370000	147,777.48 ✓	25.61	143,508.67	4,268.81	2.97 %	4.87 %
ORI.AX Orica Limited	1,400.00 ✓	14.830000	20,762.00 ✓	19.73	27,617.23	(6,855.23)	(24.82) %	0.68 %
SUN.AX Suncorp Group Limited	3,982.00 ✓	13.490000	53,717.18 ✓	12.55	49,962.42	3,754.76	7.52 %	1.77 %
TAH.AX Tabcorp Holdings Limited	16,255.00 ✓	1.110000	18,043.05 ✓	0.73	11,858.12	6,184.93	52.16 %	0.60 %
TLS.AX Telstra Group Limited	21,900.00 ✓	4.300000	94,170.00 ✓	3.65	79,975.01	14,194.99	17.75 %	3.11 %

Ameroo Super

Investment Summary Report

As at 30 June 2023

Investment		Units	Market Price	Market Value	Average Cost	Accounting Cost	Unrealised Gain/(Loss)	Gain/(Loss)%	Portfolio Weight%
TLC.AX	The Lottery Corporation Limited	12,000.00 ✓	5.130000	61,560.00 ✓	3.20	38,353.68	23,206.32	60.51 %	2.03 %
WBC.AX	Westpac Banking Corporation	6,400.00 ✓	21.340000	136,576.00 ✓	21.08	134,894.43	1,681.57	1.25 %	4.51 %
WDS.AX	Woodside Energy Group Ltd	600.00 ✓	34.440000	20,664.00 ✓	31.00	18,597.96	2,066.04	11.11 %	0.68 %
WOW.AX	Woolworths Group Limited	1,217.00 ✓	39.730000	48,351.41 ✓	26.98	32,829.52	15,521.89	47.28 %	1.60 %
				1,279,787.51		1,241,300.77	38,486.74	3.10 %	42.22 %
Stapled Securities									
CLW.AX	Charter Hall Long Wale Reit	5,000.00 ✓	4.010000	20,050.00 ✓	4.48	22,393.15	(2,343.15)	(10.46) %	0.66 %
				20,050.00		22,393.15	(2,343.15)	(10.46) %	0.66 %
				3,031,429.41		1,927,954.22	1,103,475.19	57.24 %	100.00 %

Holdings valuation (continued)

01 Jul 2022 - 30 Jun 2023

Equities

ASX code	Description	Quantity	Price	Value
ABC	ADEL BRTN FPO	10,700 ✓	\$2.390	\$25,573.00 ✓
AGL	AGL ENERGY FPO	2,140 ✓	\$10.810	\$23,133.40 ✓
ANZ	ANZ GROUP FPO	2,667 ✓	\$23.710	\$63,234.57 ✓
ASX	ASX FPO	1,310 ✓	\$63.000	\$82,530.00 ✓
BHP	BHP GROUP FPO	1,890 ✓	\$44.990	\$85,031.10 ✓
BXB	BRAMB LTD FPO	1,700 ✓	\$14.410	\$24,497.00 ✓
CLW	CHTR H LWR STAPLED	5,000 ✓	\$4.010	\$20,050.00 ✓
COL	COLESGROUP FPO	3,000 ✓	\$18.420	\$55,260.00 ✓
CSR	CSR FPO	22,700 ✓	\$5.190	\$117,813.00 ✓
ELD	ELDERS FPO	2,299 ✓	\$6.580	\$15,127.42 ✓
HLS	HEALIUS FPO	6,000 ✓	\$3.180	\$19,080.00 ✓
IAG	INSUR.AUST FPO	5,800 ✓	\$5.700	\$33,060.00 ✓
IFL	INSIGNIA FPO	30,000 ✓	\$2.820	\$84,600.00 ✓
IVC	INVOCARE FPO	3,910 ✓	\$12.590	\$49,226.90 ✓
NAB	NAT. BANK FPO	5,604 ✓	\$26.370	\$147,777.48 ✓
ORI	ORICA FPO	1,400 ✓	\$14.830	\$20,762.00 ✓
SUN	SUNCORP FPO	3,982 ✓	\$13.490	\$53,717.18 ✓
TAH	TABCORP FPO	16,255 ✓	\$1.110	\$18,043.05 ✓
TLC	LOTTERY FPO	12,000 ✓	\$5.130	\$61,560.00 ✓
TLS	TELSTRA FPO	21,900 ✓	\$4.300	\$94,170.00 ✓
WBC	WESTPAC FPO	6,400 ✓	\$21.340	\$136,576.00 ✓
WDS	WOODSIDE FPO	600 ✓	\$34.440	\$20,664.00 ✓
WOW	WOOLWORTHS FPO	1,217 ✓	\$39.730	\$48,351.41 ✓
Sub total				\$1,299,837.51

While every effort has been made to provide you with an accurate statement, we give no warranty of accuracy or reliability and take no responsibility for any errors or omissions including negligence by any officers, employees or agents. We encourage you to confirm the information, holdings and valuations contained herein. Information contained in the report may only relate to the period since you commenced our service.



Ameroo Super Pty Ltd
21 Englewood Avenue,
Dubbo, NSW 2830
C/- charmian9@bigpond.com

1st August 2023

Dear Charmian

Thank you for the opportunity to appraise your property at 1&2/12 Lilydale Terrace, DUBBO NSW 2830

Careful consideration has been taken to provide you with an appraisal for your property in today's market conditions.

To establish a market value, I have carefully considered the premises, size, location, along with current market conditions and similar properties recently sold or currently on the market.

In summary, I estimate the current market value of 1 & 2/12 Lilydale Terrace, Dubbo including all fixed improvements to be approximately \$990,000.

Should you have any questions relating to the information contained within this appraisal, please do not hesitate to contact me on the details below.

If I can be of any further assistance, please do not hesitate to contact me on the details below. I look forward to working with you to achieve your real estate goals.

Yours Sincerely,

Tara Searle
Dubbo Real Estate Agency
1/258-260 Macquarie Street
DUBBO NSW 2830

31st July 2023

RE: Sales Market Valuation

303 / 1 Marlin Parade Cairns City QLD 4870

Whom it may concern,

I, Nick Pelucchi (Operations Manager - Residential Sales) carried out a Visual Inspection of 303 / 1 Marlin Parade Cairns City QLD 4870

Based on the condition and market demand the property should realise a sales figure of \$610,000 - \$640,000

LJ Hooker Cairns Beaches, and I are leading Agency in the Cairns region with a long-standing track record.

If I can be of any further assistance, please do not hesitate to contact me at any time on 0410 102 277 or via email on nick.pelucchi@ljhooker.com.au.

Yours faithfully
LJ Hooker Cairns Beaches

Nick Pelucchi
Operations Manager | Residential Sales

I stress that this is a market appraisal, and the following applies:

Subject to the Provisions of any non-excludable statutory provisions LJ Hooker Cairns Beaches for themselves give notice that –

- (a) *All information given in relation to this property whether contained herein or not is given by LJ Hooker Cairns Beaches without any responsibility to LJ Hooker Cairns Beaches.*
- (b) *This is not sworn valuation as L J Hooker Cairns Beaches are not Licensed Valuers. The above opinion of value figure is based on our experience and research of similar sales and listings in the area.*
- (c) *No person in the employment of LJ Hooker Cairns Beaches has any authority to make or give any information to which responsibility can be attributed to LJ Hooker Cairns Beaches.*

78000 - Stapled Securities

2023 Financial Year

Preparer Rhonda Wilkinson

Reviewer John Curley

Status Completed

Account Code	Description	CY Units	CY Balance	LY Units	LY Balance	Change
CLW.AX1	Charter Hall Long Wale Reit	5000.000000	\$20,050.00			100%
TOTAL		CY Units	CY Balance	LY Units	LY Balance	
		5000.000000	\$20,050.00			

Supporting Documents

◦ Investment Movement Report [Report](#)

Standard Checklist

- Attach Investment Movement Report
- Attach relevant Statements and Source Documentation
- Ensure all Investments are valued correctly at June 30
- Ensure the investment is in accordance with the fund's investment strategy
- Ensure the investment is in accordance with the SIS Act

Ameroo Super Investment Movement Report

As at 30 June 2023

Investment	Opening Balance		Additions		Disposals			Closing Balance		
	Units	Cost	Units	Cost	Units	Cost	Accounting Profit/(Loss)	Units	Cost	Market Value
Bank Accounts										
Macq CMA 6641		21,283.56		152,738.50		(57,430.16)			116,591.90	116,591.90
		21,283.56		152,738.50		(57,430.16)			116,591.90	116,591.90
Real Estate Properties (Australian - Residential)										
PROP12Lilly - 1 & 2/12 Lillydale Terrace, Dubbo NSW 2830	1.00	76,000.00						1.00	76,000.00	990,000.00
PropRent - 303/1 Marlin Parade, Cairns QLD 4870	1.00	471,668.40						1.00	471,668.40	625,000.00
		547,668.40							547,668.40	1,615,000.00
Shares in Listed Companies (Australian)										
ABC.AX - Adbri Limited	10,700.00	47,395.78						10,700.00	47,395.78	25,573.00
AGK.AX - Agl Energy Limited	2,140.00	36,914.70						2,140.00	36,914.70	23,133.40
AMP.AX - AMP Limited	6,250.00	10,000.00			(6,250.00)	(10,000.00)	(3,078.75)		0.00	
ANZ.AX - ANZ Group Holdings Limited	2,500.00	63,564.50	167.00	3,156.30				2,667.00	66,720.80	63,234.57
ASX.AX - ASX Limited	1,310.00	63,823.97						1,310.00	63,823.97	82,530.00
BHP.AX - BHP Group Limited	1,890.00	60,999.05						1,890.00	60,999.05	85,031.10

Ameroo Super Investment Movement Report

As at 30 June 2023

Investment	Opening Balance		Additions		Disposals			Closing Balance		Market Value
	Units	Cost	Units	Cost	Units	Cost	Accounting Profit/(Loss)	Units	Cost	
BXB.AX - Brambles Limited			1,700.00	21,964.99				1,700.00	21,964.99	24,497.00
COL.AX - Coles Group Limited.	3,870.00	50,112.20			(870.00)	(11,265.53)	5,403.37	3,000.00	38,846.67	55,260.00
CSR.AX - CSR Limited	22,700.00	105,633.57						22,700.00	105,633.57	117,813.00
ELD.AX - Elders Limited	2,299.00	40,348.74						2,299.00	40,348.74	15,127.42
GEM.AX - G8 Education Limited	11,370.00	40,002.85			(11,370.00)	(40,002.85)	(28,898.49)		0.00	
HLS.AX - Healius Limited			6,000.00	23,172.12				6,000.00	23,172.12	19,080.00
IFL.AX - Insignia Financial Ltd	37,000.00	187,713.55			(7,000.00)	(62,311.33)	(39,465.43)	30,000.00	125,402.22	84,600.00
IAG.AX - Insurance Australia Group Limited	5,800.00	38,376.16						5,800.00	38,376.16	33,060.00
IVC.AX - Invocare Limited	3,910.00	34,104.96						3,910.00	34,104.96	49,226.90
NAB.AX - National Australia Bank Limited	5,604.00	143,508.67						5,604.00	143,508.67	147,777.48
ORI.AX - Orica Limited	1,400.00	27,617.23						1,400.00	27,617.23	20,762.00
SUN.AX - Suncorp Group Limited	3,982.00	49,962.42						3,982.00	49,962.42	53,717.18

Ameroo Super Investment Movement Report

As at 30 June 2023

Investment	Opening Balance		Additions		Disposals			Closing Balance		Market Value
	Units	Cost	Units	Cost	Units	Cost	Accounting Profit/(Loss)	Units	Cost	
TAH.AX - Tabcorp Holdings Limited	16,255.00	11,858.12						16,255.00	11,858.12	18,043.05
TLS.AX - Telstra Group Limited	21,900.00	79,975.01						21,900.00	79,975.01	94,170.00
TLC.AX - The Lottery Corporation Limited	16,255.00	54,910.60			(4,255.00)	(16,556.92)	2,464.12	12,000.00	38,353.68	61,560.00
WBC.AX - Westpac Banking Corporation	6,400.00	134,894.43						6,400.00	134,894.43	136,576.00
WDS.AX - Woodside Energy Group Ltd	341.00	10,148.16	259.00	8,449.80				600.00	18,597.96	20,664.00
WOW.AX - Woolworths Group Limited	1,217.00	32,829.52						1,217.00	32,829.52	48,351.41
		1,324,694.19		56,743.21		(140,136.63)	(63,575.18)		1,241,300.77	1,279,787.51
Stapled Securities										
CLW.AX1 - Charter Hall Long Wale Reit			5,000.00	22,393.15				5,000.00	22,393.15	20,050.00
				22,393.15					22,393.15	20,050.00
		1,893,646.15		231,874.86		(197,566.79)	(63,575.18)		1,927,954.22	3,031,429.41

85000 - Income Tax Payable/Refundable

2023 Financial Year

Preparer Rhonda Wilkinson

Reviewer John Curley

Status Completed

Account Code	Description	CY Balance	LY Balance	Change
85000	Income Tax Payable/Refundable	\$15,067.63	\$18,022.93	(16.4)%
TOTAL		CY Balance	LY Balance	
		\$15,067.63	\$18,022.93	

Supporting Documents

- Statement of Taxable Income [Report](#)
- Tax Reconciliation Report [Report](#)
- Exempt Pension Reconciliation [Report](#)
- Non Deductible Expense Reconciliation [Report](#)
- 2023 ATO Income Tax Report.pdf
- Ameroo-Super-Act-Cert-2023.pdf

Standard Checklist

- Attach Actuarial Certificate (if applicable)
- Attach any other Tax reconciliations
- Attach copy of Exempt Pension Reconciliation (if applicable)
- Attach copy of Non Deductible Expense Reconciliation (if applicable)
- Attach copy of Statement of Taxable Income
- Attach copy of Tax Reconciliation Report
- Confirm Transactions in ATO Portal

Ameroo Super**Exempt Current Pension Income Reconciliation**

For The Period 01 July 2022 - 30 June 2023

	Date	Account Code	Account Description	Taxable Amount	Actuary/Pool %	Exempt Amount
Segment - 01 July 2022 to 30 June 2023						
<u>Label B</u>						
	28/07/2022	28000/PROP12Lilly	1 & 2/12 Lillydale Terrace, Dubbo NSW	2,150.00		
	29/07/2022	28000/PropRent	303/1 Marlin Parade, Cairns QLD 4870	2,000.00		
	29/07/2022	28000/PROP12Lilly	1 & 2/12 Lillydale Terrace, Dubbo NSW	1,680.00		
	29/08/2022	28000/PROP12Lilly	1 & 2/12 Lillydale Terrace, Dubbo NSW	1,720.00		
	31/08/2022	28000/PropRent	303/1 Marlin Parade, Cairns QLD 4870	2,000.00		
	31/08/2022	28000/PROP12Lilly	1 & 2/12 Lillydale Terrace, Dubbo NSW	1,680.00		
	28/09/2022	28000/PROP12Lilly	1 & 2/12 Lillydale Terrace, Dubbo NSW	2,150.00		
	30/09/2022	28000/PROP12Lilly	1 & 2/12 Lillydale Terrace, Dubbo NSW	1,680.00		
	30/09/2022	28000/PropRent	303/1 Marlin Parade, Cairns QLD 4870	2,000.00		
	28/10/2022	28000/PROP12Lilly	1 & 2/12 Lillydale Terrace, Dubbo NSW	1,720.00		
	31/10/2022	28000/PropRent	303/1 Marlin Parade, Cairns QLD 4870	2,000.00		
	31/10/2022	28000/PROP12Lilly	1 & 2/12 Lillydale Terrace, Dubbo NSW	3,060.00		
	28/11/2022	28000/PROP12Lilly	1 & 2/12 Lillydale Terrace, Dubbo NSW	1,720.00		
	30/11/2022	28000/PropRent	303/1 Marlin Parade, Cairns QLD 4870	3,000.00		
	22/12/2022	28000/PROP12Lilly	1 & 2/12 Lillydale Terrace, Dubbo NSW	1,720.00		
	28/12/2022	28000/PROP12Lilly	1 & 2/12 Lillydale Terrace, Dubbo NSW	2,520.00		
	03/01/2023	28000/PropRent	303/1 Marlin Parade, Cairns QLD 4870	2,000.00		
	27/01/2023	28000/PROP12Lilly	1 & 2/12 Lillydale Terrace, Dubbo NSW	2,150.00		
	31/01/2023	28000/PROP12Lilly	1 & 2/12 Lillydale Terrace, Dubbo NSW	2,640.00		
	31/01/2023	28000/PropRent	303/1 Marlin Parade, Cairns QLD 4870	2,000.00		
	28/02/2023	28000/PROP12Lilly	1 & 2/12 Lillydale Terrace, Dubbo NSW	1,358.57		

Ameroo Super**Exempt Current Pension Income Reconciliation**

For The Period 01 July 2022 - 30 June 2023

	Date	Account Code	Account Description	Taxable Amount	Actuary/Pool %	Exempt Amount
Label B						
	28/02/2023	28000/PropRent	303/1 Marlin Parade, Cairns QLD 4870	2,000.00		
	28/02/2023	28000/PROP12Lilly	1 & 2/12 Lillydale Terrace, Dubbo NSW	2,380.00		
	28/03/2023	28000/PROP12Lilly	1 & 2/12 Lillydale Terrace, Dubbo NSW	1,880.00		
	31/03/2023	28000/PropRent	303/1 Marlin Parade, Cairns QLD 4870	2,000.00		
	31/03/2023	28000/PROP12Lilly	1 & 2/12 Lillydale Terrace, Dubbo NSW	1,800.00		
	28/04/2023	28000/PROP12Lilly	1 & 2/12 Lillydale Terrace, Dubbo NSW	2,250.00		
	28/04/2023	28000/PROP12Lilly	1 & 2/12 Lillydale Terrace, Dubbo NSW	2,350.00		
	01/05/2023	28000/PropRent	303/1 Marlin Parade, Cairns QLD 4870	2,000.00		
	29/05/2023	28000/PROP12Lilly	1 & 2/12 Lillydale Terrace, Dubbo NSW	1,880.00		
	31/05/2023	28000/PropRent	303/1 Marlin Parade, Cairns QLD 4870	3,000.00		
	31/05/2023	28000/PROP12Lilly	1 & 2/12 Lillydale Terrace, Dubbo NSW	1,735.71		
	28/06/2023	28000/PROP12Lilly	1 & 2/12 Lillydale Terrace, Dubbo NSW	2,350.00		
	30/06/2023	28000/PropRent	303/1 Marlin Parade, Cairns QLD 4870	2,000.00		
	30/06/2023	28000/PROP12Lilly	1 & 2/12 Lillydale Terrace, Dubbo NSW	2,314.29		
			Total	72,888.57	47.000 %	34,257.63

Label C

	29/07/2022	25000/MacqCMA96364664	Macq CMA 6641	10.33		
	31/08/2022	25000/MacqCMA96364664	Macq CMA 6641	24.10		
	30/09/2022	25000/MacqCMA96364664	Macq CMA 6641	36.84		
	31/10/2022	25000/MacqCMA96364664	Macq CMA 6641	87.36		
	30/11/2022	25000/MacqCMA96364664	Macq CMA 6641	95.10		
	30/12/2022	25000/MacqCMA96364664	Macq CMA 6641	94.73		

Ameroo Super

Exempt Current Pension Income Reconciliation

For The Period 01 July 2022 - 30 June 2023

	Date	Account Code	Account Description	Taxable Amount	Actuary/Pool %	Exempt Amount
Label C						
	31/01/2023	25000/MacqCMA96364664	Macq CMA 6641	120.50		
	28/02/2023	25000/MacqCMA96364664	Macq CMA 6641	114.46		
	31/03/2023	25000/MacqCMA96364664	Macq CMA 6641	142.14		
	28/04/2023	25000/MacqCMA96364664	Macq CMA 6641	165.04		
	31/05/2023	25000/MacqCMA96364664	Macq CMA 6641	218.49		
	30/06/2023	25000/MacqCMA96364664	Macq CMA 6641	227.84		
			Total	1,336.93	47.000 %	628.36
Label J						
	08/07/2022	23900/ORI.AX	Orica Limited	182.00		
	21/09/2022	23900/IAG.AX	Insurance Australia Group Limited	87.00		
	27/09/2022	23900/AGK.AX	AGL Energy Limited	214.00		
	13/10/2022	23900/BXB.AX	Brambles Limited	190.61		
	16/12/2022	23900/ELD.AX	Elders Limited	450.60		
	22/12/2022	23900/ORI.AX	Orica Limited	308.00		
	23/03/2023	23900/IAG.AX	Insurance Australia Group Limited	243.60		
	24/03/2023	23900/AGK.AX	AGL Energy Limited	171.20		
	03/04/2023	23900/IFL.AX	Insignia Financial Ltd	1,575.00		
	13/04/2023	23900/BXB.AX	Brambles Limited	195.25		
	22/06/2023	23900/ELD.AX	Elders Limited	370.14		
			Total	3,987.40	47.000 %	1,874.08
Label K						
	01/07/2022	23900/ANZ.AX	ANZ Group Holdings Limited	1,800.00		

Ameroo Super**Exempt Current Pension Income Reconciliation**

For The Period 01 July 2022 - 30 June 2023

	Date	Account Code	Account Description	Taxable Amount	Actuary/Pool %	Exempt Amount
Label K						
	01/07/2022	23900/CSR.AX	CSR Limited	4,086.00		
	05/07/2022	23900/NAB.AX	National Australia Bank Limited	4,090.92		
	21/09/2022	23900/SUN.AX	Suncorp-Metway Limited	676.94		
	21/09/2022	23900/HLS.AX	Healius Limited	360.00		
	21/09/2022	23900/IAG.AX	Insurance Australia Group Limited	203.00		
	21/09/2022	23900/TLS.AX	Telstra Group Limited	1,861.50		
	23/09/2022	23900/BHP.AX	BHP Group Limited	4,822.98		
	23/09/2022	23900/TAH.AX	Tabcorp Holdings Limited	1,056.57		
	27/09/2022	23900/WOW.AX	Woolworths Group Limited	645.01		
	28/09/2022	23900/COL.AX	Coles Group Limited.	900.00		
	28/09/2022	23900/ASX.AX	Australian Stock Exchange Limited	1,572.00		
	29/09/2022	23900/IFL.AX	Insignia Financial Ltd	3,540.00		
	05/10/2022	23900/ABC.AX	Adbri Limited	535.00		
	06/10/2022	23900/IVC.AX	Invocare Limited	527.85		
	06/10/2022	23900/WDS.AX	Woodside Energy Group Ltd	959.72		
	13/10/2022	23900/BXB.AX	Brambles Limited	102.64		
	09/12/2022	23900/CSR.AX	CSR Limited	3,745.50		
	14/12/2022	23900/NAB.AX	National Australia Bank Limited	4,371.12		
	15/12/2022	23900/ANZ.AX	ANZ Group Holdings Limited	1,973.58		
	16/12/2022	23900/ELD.AX	Elders Limited	193.12		
	20/12/2022	23900/WBC.AX	Westpac Banking Corporation	4,096.00		
	21/03/2023	23900/TAH.AX	Tabcorp Holdings Limited	211.31		
	23/03/2023	23900/TLC.AX	The Lottery Corporation Limited	1,080.00		

Ameroo Super**Exempt Current Pension Income Reconciliation**

For The Period 01 July 2022 - 30 June 2023

	Date	Account Code	Account Description	Taxable Amount	Actuary/Pool %	Exempt Amount
Label K						
	23/03/2023	23900/IAG.AX	Insurance Australia Group Limited	104.40		
	29/03/2023	23900/ASX.AX	Australian Stock Exchange Limited	1,522.22		
	30/03/2023	23900/COL.AX	Coles Group Limited.	1,080.00		
	30/03/2023	23900/BHP.AX	BHP Group Limited	2,577.27		
	31/03/2023	23900/TLS.AX	Telstra Group Limited	1,861.50		
	31/03/2023	23900/SUN.AX	Suncorp-Metway Limited	1,314.06		
	03/04/2023	23900/IFL.AX	Insignia Financial Ltd	1,575.00		
	05/04/2023	23900/WDS.AX	Woodside Energy Group Ltd	1,292.64		
	06/04/2023	23900/IVC.AX	Invocare Limited	430.10		
	13/04/2023	23900/WOW.AX	Woolworths Group Limited	559.82		
	13/04/2023	23900/BXB.AX	Brambles Limited	105.14		
	22/06/2023	23900/ELD.AX	Elders Limited	158.63		
	27/06/2023	23900/WBC.AX	Westpac Banking Corporation	4,480.00		
			Total	60,471.54	47.000 %	28,421.63
Label L						
	01/07/2022	23900/ANZ.AX	ANZ Group Holdings Limited	771.43		
	01/07/2022	23900/CSR.AX	CSR Limited	1,751.14		
	05/07/2022	23900/NAB.AX	National Australia Bank Limited	1,753.25		
	21/09/2022	23900/SUN.AX	Suncorp-Metway Limited	290.12		
	21/09/2022	23900/HLS.AX	Healius Limited	154.29		
	21/09/2022	23900/IAG.AX	Insurance Australia Group Limited	87.00		
	21/09/2022	23900/TLS.AX	Telstra Group Limited	797.79		

Ameroo Super**Exempt Current Pension Income Reconciliation**

For The Period 01 July 2022 - 30 June 2023

	Date	Account Code	Account Description	Taxable Amount	Actuary/Pool %	Exempt Amount
Label L						
	23/09/2022	23900/BHP.AX	BHP Group Limited	2,066.99		
	23/09/2022	23900/TAH.AX	Tabcorp Holdings Limited	452.82		
	27/09/2022	23900/WOW.AX	Woolworths Group Limited	276.43		
	28/09/2022	23900/COL.AX	Coles Group Limited.	385.71		
	28/09/2022	23900/ASX.AX	Australian Stock Exchange Limited	673.71		
	29/09/2022	23900/IFL.AX	Insignia Financial Ltd	1,517.14		
	05/10/2022	23900/ABC.AX	Adbri Limited	229.29		
	06/10/2022	23900/IVC.AX	Invocare Limited	226.22		
	06/10/2022	23900/WDS.AX	Woodside Energy Group Ltd	411.31		
	13/10/2022	23900/BXB.AX	Brambles Limited	43.99		
	09/12/2022	23900/CSR.AX	CSR Limited	1,605.21		
	14/12/2022	23900/NAB.AX	National Australia Bank Limited	1,873.34		
	15/12/2022	23900/ANZ.AX	ANZ Group Holdings Limited	845.82		
	16/12/2022	23900/ELD.AX	Elders Limited	82.77		
	20/12/2022	23900/WBC.AX	Westpac Banking Corporation	1,755.43		
	21/03/2023	23900/TAH.AX	Tabcorp Holdings Limited	90.56		
	23/03/2023	23900/TLC.AX	The Lottery Corporation Limited	462.86		
	23/03/2023	23900/IAG.AX	Insurance Australia Group Limited	44.74		
	29/03/2023	23900/ASX.AX	Australian Stock Exchange Limited	652.38		
	30/03/2023	23900/COL.AX	Coles Group Limited.	462.86		
	30/03/2023	23900/BHP.AX	BHP Group Limited	1,104.54		
	31/03/2023	23900/TLS.AX	Telstra Group Limited	797.79		
	31/03/2023	23900/SUN.AX	Suncorp-Metway Limited	563.17		

Ameroo Super**Exempt Current Pension Income Reconciliation**

For The Period 01 July 2022 - 30 June 2023

	Date	Account Code	Account Description	Taxable Amount	Actuary/Pool %	Exempt Amount
Label L						
	03/04/2023	23900/IFL.AX	Insignia Financial Ltd	675.00		
	05/04/2023	23900/WDS.AX	Woodside Energy Group Ltd	553.99		
	06/04/2023	23900/IVC.AX	Invocare Limited	184.33		
	13/04/2023	23900/WOW.AX	Woolworths Group Limited	239.92		
	13/04/2023	23900/BXB.AX	Brambles Limited	45.06		
	22/06/2023	23900/ELD.AX	Elders Limited	67.98		
	27/06/2023	23900/WBC.AX	Westpac Banking Corporation	1,920.00		
			Total	25,916.38	47.000 %	12,180.70
Label M						
	30/06/2023	23800/CLW.AX1	Charter Hall Long Wale Reit	359.82		
			Total	359.82	47.000 %	169.12
					Total Segment ECPI *	77,531.52
					SMSF Annual Return Rounding	2.52
					Total ECPI	77,529.00

* Total Segment ECPI does not include ECPI amounts from Label A. The total ECPI from Label A is shown separately at the start of the report.

Ameroo Super**Pension Non Deductible Expense Report**

For The Period 01 July 2022 - 30 June 2023

	Date	Account Code	Account Description	Amount	Expense %	Deductible	Non Deductible
Segment - 01 July 2022 to 30 June 2023							
Label H							
	07/10/2022	30700	Auditor's Remuneration	385.00			
			Total	385.00	47.000 %	204.05	180.95

Label I

29/08/2022	41930/PROP12Lilly	1 & 2/12 Lillydale Terrace, Dubbo NSW 2830	101.20
28/04/2023	41930/PROP12Lilly	1 & 2/12 Lillydale Terrace, Dubbo NSW 2830	135.85
30/09/2022	42060/PropRent	303/1 Marlin Parade, Cairns QLD 4870	198.00
08/02/2023	41960/PropRent	303/1 Marlin Parade, Cairns QLD 4870	1,379.68
29/07/2022	42060/PropRent	303/1 Marlin Parade, Cairns QLD 4870	119.00
28/02/2023	41960/PROP12Lilly	1 & 2/12 Lillydale Terrace, Dubbo NSW 2830	881.00
31/01/2023	41930/PROP12Lilly	1 & 2/12 Lillydale Terrace, Dubbo NSW 2830	243.32
28/02/2023	41930/PROP12Lilly	1 & 2/12 Lillydale Terrace, Dubbo NSW 2830	130.56
31/01/2023	41930/PropRent	303/1 Marlin Parade, Cairns QLD 4870	174.60
29/07/2022	41930/PROP12Lilly	1 & 2/12 Lillydale Terrace, Dubbo NSW 2830	153.34
30/09/2022	41930/PROP12Lilly	1 & 2/12 Lillydale Terrace, Dubbo NSW 2830	158.84
02/09/2022	42100/PropRent	303/1 Marlin Parade, Cairns QLD 4870	1,977.49
31/10/2022	41930/PropRent	303/1 Marlin Parade, Cairns QLD 4870	174.60
28/12/2022	41930/PROP12Lilly	1 & 2/12 Lillydale Terrace, Dubbo NSW 2830	244.06

Ameroo Super

Pension Non Deductible Expense Report

For The Period 01 July 2022 - 30 June 2023

	Date	Account Code	Account Description	Amount	Expense %	Deductible	Non Deductible
Label I							
	24/03/2023	42100/PropRent	303/1 Marlin Parade, Cairns QLD 4870	1,919.19			
	31/10/2022	41930/PROP12Lilly	1 & 2/12 Lillydale Terrace, Dubbo NSW 2830	280.28			
	19/08/2022	41960/PropRent	303/1 Marlin Parade, Cairns QLD 4870	1,379.68			
	28/02/2023	41930/PROP12Lilly	1 & 2/12 Lillydale Terrace, Dubbo NSW 2830	255.00			
	28/03/2023	41930/PROP12Lilly	1 & 2/12 Lillydale Terrace, Dubbo NSW 2830	110.00			
	28/02/2023	42060/PROP12Lilly	1 & 2/12 Lillydale Terrace, Dubbo NSW 2830	335.00			
	31/08/2022	41960/PROP12Lilly	1 & 2/12 Lillydale Terrace, Dubbo NSW 2830	881.00			
	29/05/2023	41930/PROP12Lilly	1 & 2/12 Lillydale Terrace, Dubbo NSW 2830	110.00			
	04/10/2022	41980/PROP12Lilly	1 & 2/12 Lillydale Terrace, Dubbo NSW 2830	1,717.52			
	28/10/2022	41930/PROP12Lilly	1 & 2/12 Lillydale Terrace, Dubbo NSW 2830	101.20			
	31/08/2022	42150/PROP12Lilly	1 & 2/12 Lillydale Terrace, Dubbo NSW 2830	237.44			
	31/08/2022	41930/PROP12Lilly	1 & 2/12 Lillydale Terrace, Dubbo NSW 2830	158.84			
	28/02/2023	42150/PROP12Lilly	1 & 2/12 Lillydale Terrace, Dubbo NSW 2830	290.82			
	30/06/2023	41930/PROP12Lilly	1 & 2/12 Lillydale Terrace, Dubbo NSW 2830	259.65			
	30/11/2022	42150/PROP12Lilly	1 & 2/12 Lillydale Terrace, Dubbo NSW 2830	250.86			
	28/11/2022	41930/PROP12Lilly	1 & 2/12 Lillydale Terrace, Dubbo NSW 2830	101.20			
	01/05/2023	41930/PropRent	303/1 Marlin Parade, Cairns QLD 4870	174.60			
	30/11/2022	41960/PROP12Lilly	1 & 2/12 Lillydale Terrace, Dubbo NSW 2830	881.00			
	20/12/2022	42100/PropRent	303/1 Marlin Parade, Cairns QLD 4870	1,977.49			
	28/06/2023	41930/PROP12Lilly	1 & 2/12 Lillydale Terrace, Dubbo NSW 2830	135.85			

Ameroo Super

Pension Non Deductible Expense Report

For The Period 01 July 2022 - 30 June 2023

	Date	Account Code	Account Description	Amount	Expense %	Deductible	Non Deductible
Label I							
	31/03/2023	41930/PROP12Lilly	1 & 2/12 Lillydale Terrace, Dubbo NSW 2830	169.40			
	31/05/2023	42060/PROP12Lilly	1 & 2/12 Lillydale Terrace, Dubbo NSW 2830	99.00			
	28/06/2023	42060/PROP12Lilly	1 & 2/12 Lillydale Terrace, Dubbo NSW 2830	250.36			
	28/04/2023	41930/PROP12Lilly	1 & 2/12 Lillydale Terrace, Dubbo NSW 2830	209.00			
	28/12/2022	42060/PROP12Lilly	1 & 2/12 Lillydale Terrace, Dubbo NSW 2830	1,259.87			
	31/05/2023	41930/PROP12Lilly	1 & 2/12 Lillydale Terrace, Dubbo NSW 2830	180.25			
	03/01/2023	41930/PropRent	303/1 Marlin Parade, Cairns QLD 4870	174.60			
	31/05/2023	41930/PropRent	303/1 Marlin Parade, Cairns QLD 4870	256.40			
	31/01/2023	42060/PROP12Lilly	1 & 2/12 Lillydale Terrace, Dubbo NSW 2830	(1,120.00)			
	29/07/2022	41930/PropRent	303/1 Marlin Parade, Cairns QLD 4870	174.60			
	31/08/2022	41930/PropRent	303/1 Marlin Parade, Cairns QLD 4870	174.60			
	28/09/2022	41930/PROP12Lilly	1 & 2/12 Lillydale Terrace, Dubbo NSW 2830	124.85			
	28/02/2023	41930/PropRent	303/1 Marlin Parade, Cairns QLD 4870	424.60			
	31/03/2023	41930/PropRent	303/1 Marlin Parade, Cairns QLD 4870	174.60			
	30/06/2023	42060/PROP12Lilly	1 & 2/12 Lillydale Terrace, Dubbo NSW 2830	380.00			
	30/06/2023	41930/PropRent	303/1 Marlin Parade, Cairns QLD 4870	174.60			
	31/05/2023	41960/PROP12Lilly	1 & 2/12 Lillydale Terrace, Dubbo NSW 2830	1,047.50			
	30/11/2022	41930/PropRent	303/1 Marlin Parade, Cairns QLD 4870	256.40			
	28/07/2022	41930/PROP12Lilly	1 & 2/12 Lillydale Terrace, Dubbo NSW 2830	149.85			
	30/09/2022	41930/PropRent	303/1 Marlin Parade, Cairns QLD 4870	174.60			

Ameroo Super**Pension Non Deductible Expense Report**

For The Period 01 July 2022 - 30 June 2023

	Date	Account Code	Account Description	Amount	Expense %	Deductible	Non Deductible
Label I							
	22/12/2022	41930/PROP12Lilly	1 & 2/12 Lillydale Terrace, Dubbo NSW 2830	101.20			
	27/01/2023	41930/PROP12Lilly	1 & 2/12 Lillydale Terrace, Dubbo NSW 2830	124.85			
	14/06/2023	42100/PropRent	303/1 Marlin Parade, Cairns QLD 4870	1,919.19			
			Total	24,508.48	47.000 %	12,989.53	11,518.95
Label J							
	21/06/2023	30800	ASIC Fees	59.00			
	07/10/2022	30200	Actuarial Certificate	132.00			
	07/10/2022	30100	Accountancy Fees	2,750.00			
			Total	2,941.00	47.000 %	1,558.73	1,382.27
	30/09/2022	30400	ATO Supervisory Levy	259.00			
			Total	259.00	0.000 %	259.00	0.00
						Label Total	1,382.27
Label L							
	21/06/2023	30150	Administration Fees	176.00			
			Total	176.00	47.000 %	93.28	82.72
						Total Segment Expenses	13,164.89
						15,104.59	

Ameroo Super

Pension Non Deductible Expense Report

For The Period 01 July 2022 - 30 June 2023

Date	Account Code	Account Description	Amount	Expense %	Deductible	Non Deductible
				Total Expenses *	15,104.59	13,164.89

* General expense percentage - 47.000 %

* Investment expense percentage - 47.000 %

Ameroo Super**Tax Reconciliation Report**

For the year ended 30 June 2023

Tax Return Label	Date	Account Code	Account Name	Amount \$
B - Income - Gross rent and other leasing and hiring income				
	28/07/2022	28000/PROP12Lilly	1 & 2/12 Lillydale Terrace, Dubbo NSW 2830	2,150.00
	29/07/2022	28000/PROP12Lilly	1 & 2/12 Lillydale Terrace, Dubbo NSW 2830	1,680.00
	29/07/2022	28000/PropRent	303/1 Marlin Parade, Cairns QLD 4870	2,000.00
	29/08/2022	28000/PROP12Lilly	1 & 2/12 Lillydale Terrace, Dubbo NSW 2830	1,720.00
	31/08/2022	28000/PROP12Lilly	1 & 2/12 Lillydale Terrace, Dubbo NSW 2830	1,680.00
	31/08/2022	28000/PropRent	303/1 Marlin Parade, Cairns QLD 4870	2,000.00
	28/09/2022	28000/PROP12Lilly	1 & 2/12 Lillydale Terrace, Dubbo NSW 2830	2,150.00
	30/09/2022	28000/PROP12Lilly	1 & 2/12 Lillydale Terrace, Dubbo NSW 2830	1,680.00
	30/09/2022	28000/PropRent	303/1 Marlin Parade, Cairns QLD 4870	2,000.00
	28/10/2022	28000/PROP12Lilly	1 & 2/12 Lillydale Terrace, Dubbo NSW 2830	1,720.00
	31/10/2022	28000/PROP12Lilly	1 & 2/12 Lillydale Terrace, Dubbo NSW 2830	3,060.00
	31/10/2022	28000/PropRent	303/1 Marlin Parade, Cairns QLD 4870	2,000.00
	28/11/2022	28000/PROP12Lilly	1 & 2/12 Lillydale Terrace, Dubbo NSW 2830	1,720.00
	30/11/2022	28000/PropRent	303/1 Marlin Parade, Cairns QLD 4870	3,000.00
	22/12/2022	28000/PROP12Lilly	1 & 2/12 Lillydale Terrace, Dubbo NSW 2830	1,720.00
	28/12/2022	28000/PROP12Lilly	1 & 2/12 Lillydale Terrace, Dubbo NSW 2830	2,520.30
	03/01/2023	28000/PropRent	303/1 Marlin Parade, Cairns QLD 4870	2,000.00
	27/01/2023	28000/PROP12Lilly	1 & 2/12 Lillydale Terrace, Dubbo NSW 2830	2,150.00
	31/01/2023	28000/PROP12Lilly	1 & 2/12 Lillydale Terrace, Dubbo NSW 2830	2,640.00
	31/01/2023	28000/PropRent	303/1 Marlin Parade, Cairns QLD 4870	2,000.00
	28/02/2023	28000/PropRent	303/1 Marlin Parade, Cairns QLD 4870	2,000.00
	28/02/2023	28000/PROP12Lilly	1 & 2/12 Lillydale Terrace, Dubbo NSW 2830	2,380.00
	28/02/2023	28000/PROP12Lilly	1 & 2/12 Lillydale Terrace, Dubbo NSW 2830	1,358.57
	28/03/2023	28000/PROP12Lilly	1 & 2/12 Lillydale Terrace, Dubbo NSW 2830	1,880.00
	31/03/2023	28000/PROP12Lilly	1 & 2/12 Lillydale Terrace, Dubbo NSW 2830	1,800.00
	31/03/2023	28000/PropRent	303/1 Marlin Parade, Cairns QLD 4870	2,000.00
	28/04/2023	28000/PROP12Lilly	1 & 2/12 Lillydale Terrace, Dubbo NSW 2830	2,250.00
	28/04/2023	28000/PROP12Lilly	1 & 2/12 Lillydale Terrace, Dubbo NSW 2830	2,350.00
	01/05/2023	28000/PropRent	303/1 Marlin Parade, Cairns QLD 4870	2,000.00
	29/05/2023	28000/PROP12Lilly	1 & 2/12 Lillydale Terrace, Dubbo NSW 2830	1,880.00
	31/05/2023	28000/PROP12Lilly	1 & 2/12 Lillydale Terrace, Dubbo NSW 2830	1,735.71

Ameroo Super

Tax Reconciliation Report

For the year ended 30 June 2023

Tax Return Label	Date	Account Code	Account Name	Amount \$
B - Income - Gross rent and other leasing and hiring income				
	31/05/2023	28000/PropRent	303/1 Marlin Parade, Cairns QLD 4870	3,000.00
	28/06/2023	28000/PROP12Lilly	1 & 2/12 Lillydale Terrace, Dubbo NSW 2830	2,350.00
	30/06/2023	28000/PROP12Lilly	1 & 2/12 Lillydale Terrace, Dubbo NSW 2830	2,314.29
	30/06/2023	28000/PropRent	303/1 Marlin Parade, Cairns QLD 4870	2,000.00
Sub-Total				72,888.87
Ignore Cents				0.87
Total				72,888.00
C - Income - Gross interest				
	29/07/2022	25000/MacqCMA96364664 1	Macq CMA 6641	10.33
	31/08/2022	25000/MacqCMA96364664 1	Macq CMA 6641	24.10
	30/09/2022	25000/MacqCMA96364664 1	Macq CMA 6641	36.84
	31/10/2022	25000/MacqCMA96364664 1	Macq CMA 6641	87.36
	30/11/2022	25000/MacqCMA96364664 1	Macq CMA 6641	95.10
	30/12/2022	25000/MacqCMA96364664 1	Macq CMA 6641	94.73
	31/01/2023	25000/MacqCMA96364664 1	Macq CMA 6641	120.50
	28/02/2023	25000/MacqCMA96364664 1	Macq CMA 6641	114.46
	31/03/2023	25000/MacqCMA96364664 1	Macq CMA 6641	142.14
	28/04/2023	25000/MacqCMA96364664 1	Macq CMA 6641	165.04
	31/05/2023	25000/MacqCMA96364664 1	Macq CMA 6641	218.49
	30/06/2023	25000/MacqCMA96364664 1	Macq CMA 6641	227.84
Sub-Total				1,336.93
Ignore Cents				0.93
Total				1,336.00
J - Unfranked dividend amount				
	08/07/2022	23900/ORI.AX	Orica Limited	182.00
	21/09/2022	23900/IAG.AX	Insurance Australia Group Limited	87.00
	27/09/2022	23900/AGK.AX	AGL Energy Limited	214.00
	13/10/2022	23900/BXB.AX	Brambles Limited	190.61
	16/12/2022	23900/ELD.AX	Elders Limited	450.60
	22/12/2022	23900/ORI.AX	Orica Limited	308.00
	23/03/2023	23900/IAG.AX	Insurance Australia Group Limited	243.60
	24/03/2023	23900/AGK.AX	AGL Energy Limited	171.20
	03/04/2023	23900/IFL.AX	Insignia Financial Ltd	1,575.00
	13/04/2023	23900/BXB.AX	Brambles Limited	195.25
	22/06/2023	23900/ELD.AX	Elders Limited	370.14

Ameroo Super

Tax Reconciliation Report

For the year ended 30 June 2023

Tax Return Label	Date	Account Code	Account Name	Amount \$
J - Unfranked dividend amount				
Sub-Total				3,987.40
Ignore Cents				0.40
Total				3,987.00
K - Franked dividend amount				
	01/07/2022	23900/CSR.AX	CSR Limited	4,086.00
	01/07/2022	23900/ANZ.AX	ANZ Group Holdings Limited	1,800.00
	05/07/2022	23900/NAB.AX	National Australia Bank Limited	4,090.92
	21/09/2022	23900/SUN.AX	Suncorp-Metway Limited	676.94
	21/09/2022	23900/TLS.AX	Telstra Group Limited	1,861.50
	21/09/2022	23900/IAG.AX	Insurance Australia Group Limited	203.00
	21/09/2022	23900/HLS.AX	Healius Limited	360.00
	23/09/2022	23900/TAH.AX	Tabcorp Holdings Limited	1,056.57
	23/09/2022	23900/BHP.AX	BHP Group Limited	4,822.98
	27/09/2022	23900/WOW.AX	Woolworths Group Limited	645.01
	28/09/2022	23900/ASX.AX	Australian Stock Exchange Limited	1,572.00
	28/09/2022	23900/COL.AX	Coles Group Limited.	900.00
	29/09/2022	23900/IFL.AX	Insignia Financial Ltd	3,540.00
	05/10/2022	23900/ABC.AX	Adbri Limited	535.00
	06/10/2022	23900/IVC.AX	Invocare Limited	527.85
	06/10/2022	23900/WDS.AX	Woodside Energy Group Ltd	959.72
	13/10/2022	23900/BXB.AX	Brambles Limited	102.64
	09/12/2022	23900/CSR.AX	CSR Limited	3,745.50
	14/12/2022	23900/NAB.AX	National Australia Bank Limited	4,371.12
	15/12/2022	23900/ANZ.AX	ANZ Group Holdings Limited	1,973.58
	16/12/2022	23900/ELD.AX	Elders Limited	193.12
	20/12/2022	23900/WBC.AX	Westpac Banking Corporation	4,096.00
	21/03/2023	23900/TAH.AX	Tabcorp Holdings Limited	211.31
	23/03/2023	23900/IAG.AX	Insurance Australia Group Limited	104.40
	23/03/2023	23900/TLC.AX	The Lottery Corporation Limited	1,080.00
	29/03/2023	23900/ASX.AX	Australian Stock Exchange Limited	1,522.22
	30/03/2023	23900/BHP.AX	BHP Group Limited	2,577.27
	30/03/2023	23900/COL.AX	Coles Group Limited.	1,080.00
	31/03/2023	23900/TLS.AX	Telstra Group Limited	1,861.50
	31/03/2023	23900/SUN.AX	Suncorp-Metway Limited	1,314.06
	03/04/2023	23900/IFL.AX	Insignia Financial Ltd	1,575.00
	05/04/2023	23900/WDS.AX	Woodside Energy Group Ltd	1,292.64
	06/04/2023	23900/IVC.AX	Invocare Limited	430.10
	13/04/2023	23900/WOW.AX	Woolworths Group Limited	559.82
	13/04/2023	23900/BXB.AX	Brambles Limited	105.14
	22/06/2023	23900/ELD.AX	Elders Limited	158.63
	27/06/2023	23900/WBC.AX	Westpac Banking Corporation	4,480.00

Ameroo Super

Tax Reconciliation Report

For the year ended 30 June 2023

Tax Return Label	Date	Account Code	Account Name	Amount \$
K - Franked dividend amount				
Sub-Total				60,471.54
Ignore Cents				0.54
Total				60,471.00
L - Income - Dividend franking credit				
	01/07/2022	23900/CSR.AX	CSR Limited	1,751.14
	01/07/2022	23900/ANZ.AX	ANZ Group Holdings Limited	771.43
	05/07/2022	23900/NAB.AX	National Australia Bank Limited	1,753.25
	21/09/2022	23900/SUN.AX	Suncorp-Metway Limited	290.12
	21/09/2022	23900/TLS.AX	Telstra Group Limited	797.79
	21/09/2022	23900/IAG.AX	Insurance Australia Group Limited	87.00
	21/09/2022	23900/HLS.AX	Healius Limited	154.29
	23/09/2022	23900/TAH.AX	Tabcorp Holdings Limited	452.82
	23/09/2022	23900/BHP.AX	BHP Group Limited	2,066.99
	27/09/2022	23900/WOW.AX	Woolworths Group Limited	276.43
	28/09/2022	23900/ASX.AX	Australian Stock Exchange Limited	673.71
	28/09/2022	23900/COL.AX	Coles Group Limited.	385.71
	29/09/2022	23900/IFL.AX	Insignia Financial Ltd	1,517.14
	05/10/2022	23900/ABC.AX	Adbri Limited	229.29
	06/10/2022	23900/IVC.AX	Invocare Limited	226.22
	06/10/2022	23900/WDS.AX	Woodside Energy Group Ltd	411.31
	13/10/2022	23900/BXB.AX	Brambles Limited	43.99
	09/12/2022	23900/CSR.AX	CSR Limited	1,605.21
	14/12/2022	23900/NAB.AX	National Australia Bank Limited	1,873.34
	15/12/2022	23900/ANZ.AX	ANZ Group Holdings Limited	845.82
	16/12/2022	23900/ELD.AX	Elders Limited	82.77
	20/12/2022	23900/WBC.AX	Westpac Banking Corporation	1,755.43
	21/03/2023	23900/TAH.AX	Tabcorp Holdings Limited	90.56
	23/03/2023	23900/IAG.AX	Insurance Australia Group Limited	44.74
	23/03/2023	23900/TLC.AX	The Lottery Corporation Limited	462.86
	29/03/2023	23900/ASX.AX	Australian Stock Exchange Limited	652.38
	30/03/2023	23900/BHP.AX	BHP Group Limited	1,104.54
	30/03/2023	23900/COL.AX	Coles Group Limited.	462.86
	31/03/2023	23900/TLS.AX	Telstra Group Limited	797.79
	31/03/2023	23900/SUN.AX	Suncorp-Metway Limited	563.17
	03/04/2023	23900/IFL.AX	Insignia Financial Ltd	675.00
	05/04/2023	23900/WDS.AX	Woodside Energy Group Ltd	553.99
	06/04/2023	23900/IVC.AX	Invocare Limited	184.33
	13/04/2023	23900/WOW.AX	Woolworths Group Limited	239.92
	13/04/2023	23900/BXB.AX	Brambles Limited	45.06
	22/06/2023	23900/ELD.AX	Elders Limited	67.98
	27/06/2023	23900/WBC.AX	Westpac Banking Corporation	1,920.00

Ameroo Super

Tax Reconciliation Report

For the year ended 30 June 2023

Tax Return Label	Date	Account Code	Account Name	Amount \$
L - Income - Dividend franking credit				
Sub-Total				25,916.38
Ignore Cents				0.38
Total				25,916.00
M - Gross trust distributions				
	30/06/2023	23800/CLW.AX1	Charter Hall Long Wale Reit	359.82
Sub-Total				359.82
Ignore Cents				0.82
Total				359.00
W - GROSS INCOME (Sum of labels A to U)				
				164,957.00
Sub-Total				164,957.00
Ignore Cents				0.00
Total				164,957.00
Y - Income - Exempt current pension income				
				77,529.00
Sub-Total				77,529.00
Ignore Cents				0.00
Total				77,529.00
V - TOTAL ASSESSABLE INCOME (W less Y)				
				87,428.00
Sub-Total				87,428.00
Ignore Cents				0.00
Total				87,428.00
H1 - Expenses - SMSF auditor fee				
	07/10/2022	30700	Auditor's Remuneration	204.05
Sub-Total				204.05
Ignore Cents				0.05
Total				204.00
H2 - Expenses - SMSF auditor fee non deductible				
	07/10/2022	30700	Auditor's Remuneration	180.95
Sub-Total				180.95
Ignore Cents				0.95
Total				180.00
I1 - Expenses - Investment expenses				
	28/07/2022	41930/PROP12Lilly	1 & 2/12 Lillydale Terrace, Dubbo NSW 2830	79.42
	29/07/2022	41930/PROP12Lilly	1 & 2/12 Lillydale Terrace, Dubbo NSW 2830	81.27
	29/07/2022	41930/PropRent	303/1 Marlin Parade, Cairns QLD 4870	92.54
	29/07/2022	42060/PropRent	303/1 Marlin Parade, Cairns QLD 4870	63.07

Ameroo Super

Tax Reconciliation Report

For the year ended 30 June 2023

Tax Return Label	Date	Account Code	Account Name	Amount \$
I1 - Expenses - Investment expenses				
	19/08/2022	41960/PropRent	303/1 Marlin Parade, Cairns QLD 4870	731.23
	31/08/2022	41930/PROP12Lilly	1 & 2/12 Lillydale Terrace, Dubbo NSW 2830	84.19
	29/08/2022	41930/PROP12Lilly	1 & 2/12 Lillydale Terrace, Dubbo NSW 2830	53.64
	31/08/2022	41960/PROP12Lilly	1 & 2/12 Lillydale Terrace, Dubbo NSW 2830	466.93
	31/08/2022	41930/PropRent	303/1 Marlin Parade, Cairns QLD 4870	92.54
	02/09/2022	42100/PropRent	303/1 Marlin Parade, Cairns QLD 4870	1,048.07
	28/09/2022	41930/PROP12Lilly	1 & 2/12 Lillydale Terrace, Dubbo NSW 2830	66.17
	30/09/2022	41930/PROP12Lilly	1 & 2/12 Lillydale Terrace, Dubbo NSW 2830	84.19
	30/09/2022	41930/PropRent	303/1 Marlin Parade, Cairns QLD 4870	92.54
	30/09/2022	42060/PropRent	303/1 Marlin Parade, Cairns QLD 4870	104.94
	04/10/2022	41980/PROP12Lilly	1 & 2/12 Lillydale Terrace, Dubbo NSW 2830	910.29
	28/10/2022	41930/PROP12Lilly	1 & 2/12 Lillydale Terrace, Dubbo NSW 2830	53.64
	31/10/2022	41930/PROP12Lilly	1 & 2/12 Lillydale Terrace, Dubbo NSW 2830	148.55
	31/10/2022	41930/PropRent	303/1 Marlin Parade, Cairns QLD 4870	92.54
	28/11/2022	41930/PROP12Lilly	1 & 2/12 Lillydale Terrace, Dubbo NSW 2830	53.64
	30/11/2022	41930/PropRent	303/1 Marlin Parade, Cairns QLD 4870	135.89
	30/11/2022	41960/PROP12Lilly	1 & 2/12 Lillydale Terrace, Dubbo NSW 2830	466.93
	30/11/2022	42150/PROP12Lilly	1 & 2/12 Lillydale Terrace, Dubbo NSW 2830	132.96
	20/12/2022	42100/PropRent	303/1 Marlin Parade, Cairns QLD 4870	1,048.07
	22/12/2022	41930/PROP12Lilly	1 & 2/12 Lillydale Terrace, Dubbo NSW 2830	53.64
	28/12/2022	41930/PROP12Lilly	1 & 2/12 Lillydale Terrace, Dubbo NSW 2830	129.35
	28/12/2022	42060/PROP12Lilly	1 & 2/12 Lillydale Terrace, Dubbo NSW 2830	667.73
	03/01/2023	41930/PropRent	303/1 Marlin Parade, Cairns QLD 4870	92.54
	27/01/2023	41930/PROP12Lilly	1 & 2/12 Lillydale Terrace, Dubbo NSW 2830	66.17
	31/01/2023	41930/PROP12Lilly	1 & 2/12 Lillydale Terrace, Dubbo NSW 2830	128.96
	31/01/2023	42060/PROP12Lilly	1 & 2/12 Lillydale Terrace, Dubbo NSW 2830	(593.60)
	31/01/2023	41930/PropRent	303/1 Marlin Parade, Cairns QLD 4870	92.54
	28/02/2023	41960/PROP12Lilly	1 & 2/12 Lillydale Terrace, Dubbo NSW 2830	466.93
	28/02/2023	42150/PROP12Lilly	1 & 2/12 Lillydale Terrace, Dubbo NSW 2830	154.13
	28/02/2023	41930/PropRent	303/1 Marlin Parade, Cairns QLD 4870	225.04
	28/02/2023	41930/PROP12Lilly	1 & 2/12 Lillydale Terrace, Dubbo NSW 2830	135.15

Ameroo Super

Tax Reconciliation Report

For the year ended 30 June 2023

Tax Return Label	Date	Account Code	Account Name	Amount \$
I1 - Expenses - Investment expenses				
	28/02/2023	42060/PROP12Lilly	1 & 2/12 Lillydale Terrace, Dubbo NSW 2830	177.55
	28/02/2023	41930/PROP12Lilly	1 & 2/12 Lillydale Terrace, Dubbo NSW 2830	69.20
	08/02/2023	41960/PropRent	303/1 Marlin Parade, Cairns QLD 4870	731.23
	24/03/2023	42100/PropRent	303/1 Marlin Parade, Cairns QLD 4870	1,017.17
	28/03/2023	41930/PROP12Lilly	1 & 2/12 Lillydale Terrace, Dubbo NSW 2830	58.30
	31/03/2023	41930/PROP12Lilly	1 & 2/12 Lillydale Terrace, Dubbo NSW 2830	89.78
	31/03/2023	41930/PropRent	303/1 Marlin Parade, Cairns QLD 4870	92.54
	31/05/2023	41960/PROP12Lilly	1 & 2/12 Lillydale Terrace, Dubbo NSW 2830	555.18
	31/08/2022	42150/PROP12Lilly	1 & 2/12 Lillydale Terrace, Dubbo NSW 2830	125.84
	14/06/2023	42100/PropRent	303/1 Marlin Parade, Cairns QLD 4870	1,017.17
	28/06/2023	42060/PROP12Lilly	1 & 2/12 Lillydale Terrace, Dubbo NSW 2830	132.69
	28/06/2023	41930/PROP12Lilly	1 & 2/12 Lillydale Terrace, Dubbo NSW 2830	72.00
	30/06/2023	42060/PROP12Lilly	1 & 2/12 Lillydale Terrace, Dubbo NSW 2830	201.40
	30/06/2023	41930/PROP12Lilly	1 & 2/12 Lillydale Terrace, Dubbo NSW 2830	137.61
	30/06/2023	41930/PropRent	303/1 Marlin Parade, Cairns QLD 4870	92.54
	01/05/2023	41930/PropRent	303/1 Marlin Parade, Cairns QLD 4870	92.54
	29/05/2023	41930/PROP12Lilly	1 & 2/12 Lillydale Terrace, Dubbo NSW 2830	58.30
	31/05/2023	41930/PROP12Lilly	1 & 2/12 Lillydale Terrace, Dubbo NSW 2830	95.53
	31/05/2023	42060/PROP12Lilly	1 & 2/12 Lillydale Terrace, Dubbo NSW 2830	52.47
	31/05/2023	41930/PropRent	303/1 Marlin Parade, Cairns QLD 4870	135.89
	28/04/2023	41930/PROP12Lilly	1 & 2/12 Lillydale Terrace, Dubbo NSW 2830	110.77
	28/04/2023	41930/PROP12Lilly	1 & 2/12 Lillydale Terrace, Dubbo NSW 2830	72.00
Sub-Total				12,989.49
Ignore Cents				0.49
Total				12,989.00
I2 - Expenses - Investment expenses non deductible				
	28/07/2022	41930/PROP12Lilly	1 & 2/12 Lillydale Terrace, Dubbo NSW 2830	70.43
	29/07/2022	41930/PROP12Lilly	1 & 2/12 Lillydale Terrace, Dubbo NSW 2830	72.07
	29/07/2022	41930/PropRent	303/1 Marlin Parade, Cairns QLD 4870	82.06
	29/07/2022	42060/PropRent	303/1 Marlin Parade, Cairns QLD 4870	55.93
	19/08/2022	41960/PropRent	303/1 Marlin Parade, Cairns QLD 4870	648.45
	31/08/2022	41930/PROP12Lilly	1 & 2/12 Lillydale Terrace, Dubbo	74.65

Ameroo Super

Tax Reconciliation Report

For the year ended 30 June 2023

Tax Return Label	Date	Account Code	Account Name	Amount \$
I2 - Expenses - Investment expenses non deductible				
			NSW 2830	
	29/08/2022	41930/PROP12Lilly	1 & 2/12 Lillydale Terrace, Dubbo NSW 2830	47.56
	31/08/2022	41960/PROP12Lilly	1 & 2/12 Lillydale Terrace, Dubbo NSW 2830	414.07
	31/08/2022	41930/PropRent	303/1 Marlin Parade, Cairns QLD 4870	82.06
	02/09/2022	42100/PropRent	303/1 Marlin Parade, Cairns QLD 4870	929.42
	28/09/2022	41930/PROP12Lilly	1 & 2/12 Lillydale Terrace, Dubbo NSW 2830	58.68
	30/09/2022	41930/PROP12Lilly	1 & 2/12 Lillydale Terrace, Dubbo NSW 2830	74.65
	30/09/2022	41930/PropRent	303/1 Marlin Parade, Cairns QLD 4870	82.06
	30/09/2022	42060/PropRent	303/1 Marlin Parade, Cairns QLD 4870	93.06
	04/10/2022	41980/PROP12Lilly	1 & 2/12 Lillydale Terrace, Dubbo NSW 2830	807.23
	28/10/2022	41930/PROP12Lilly	1 & 2/12 Lillydale Terrace, Dubbo NSW 2830	47.56
	31/10/2022	41930/PROP12Lilly	1 & 2/12 Lillydale Terrace, Dubbo NSW 2830	131.73
	31/10/2022	41930/PropRent	303/1 Marlin Parade, Cairns QLD 4870	82.06
	28/11/2022	41930/PROP12Lilly	1 & 2/12 Lillydale Terrace, Dubbo NSW 2830	47.56
	30/11/2022	41930/PropRent	303/1 Marlin Parade, Cairns QLD 4870	120.51
	30/11/2022	41960/PROP12Lilly	1 & 2/12 Lillydale Terrace, Dubbo NSW 2830	414.07
	30/11/2022	42150/PROP12Lilly	1 & 2/12 Lillydale Terrace, Dubbo NSW 2830	117.90
	20/12/2022	42100/PropRent	303/1 Marlin Parade, Cairns QLD 4870	929.42
	22/12/2022	41930/PROP12Lilly	1 & 2/12 Lillydale Terrace, Dubbo NSW 2830	47.56
	28/12/2022	41930/PROP12Lilly	1 & 2/12 Lillydale Terrace, Dubbo NSW 2830	114.71
	28/12/2022	42060/PROP12Lilly	1 & 2/12 Lillydale Terrace, Dubbo NSW 2830	592.14
	03/01/2023	41930/PropRent	303/1 Marlin Parade, Cairns QLD 4870	82.06
	27/01/2023	41930/PROP12Lilly	1 & 2/12 Lillydale Terrace, Dubbo NSW 2830	58.68
	31/01/2023	41930/PROP12Lilly	1 & 2/12 Lillydale Terrace, Dubbo NSW 2830	114.36
	31/01/2023	42060/PROP12Lilly	1 & 2/12 Lillydale Terrace, Dubbo NSW 2830	(526.40)
	31/01/2023	41930/PropRent	303/1 Marlin Parade, Cairns QLD 4870	82.06
	28/02/2023	41960/PROP12Lilly	1 & 2/12 Lillydale Terrace, Dubbo NSW 2830	414.07
	28/02/2023	42150/PROP12Lilly	1 & 2/12 Lillydale Terrace, Dubbo NSW 2830	136.69
	28/02/2023	41930/PropRent	303/1 Marlin Parade, Cairns QLD 4870	199.56
	28/02/2023	41930/PROP12Lilly	1 & 2/12 Lillydale Terrace, Dubbo NSW 2830	119.85
	28/02/2023	42060/PROP12Lilly	1 & 2/12 Lillydale Terrace, Dubbo NSW 2830	157.45

Ameroo Super

Tax Reconciliation Report

For the year ended 30 June 2023

Tax Return Label	Date	Account Code	Account Name	Amount \$
I2 - Expenses - Investment expenses non deductible				
	28/02/2023	41930/PROP12Lilly	1 & 2/12 Lillydale Terrace, Dubbo NSW 2830	61.36
	08/02/2023	41960/PropRent	303/1 Marlin Parade, Cairns QLD 4870	648.45
	24/03/2023	42100/PropRent	303/1 Marlin Parade, Cairns QLD 4870	902.02
	28/03/2023	41930/PROP12Lilly	1 & 2/12 Lillydale Terrace, Dubbo NSW 2830	51.70
	31/03/2023	41930/PROP12Lilly	1 & 2/12 Lillydale Terrace, Dubbo NSW 2830	79.62
	31/03/2023	41930/PropRent	303/1 Marlin Parade, Cairns QLD 4870	82.06
	31/05/2023	41960/PROP12Lilly	1 & 2/12 Lillydale Terrace, Dubbo NSW 2830	492.32
	31/08/2022	42150/PROP12Lilly	1 & 2/12 Lillydale Terrace, Dubbo NSW 2830	111.60
	14/06/2023	42100/PropRent	303/1 Marlin Parade, Cairns QLD 4870	902.02
	28/06/2023	42060/PROP12Lilly	1 & 2/12 Lillydale Terrace, Dubbo NSW 2830	117.67
	28/06/2023	41930/PROP12Lilly	1 & 2/12 Lillydale Terrace, Dubbo NSW 2830	63.85
	30/06/2023	42060/PROP12Lilly	1 & 2/12 Lillydale Terrace, Dubbo NSW 2830	178.60
	30/06/2023	41930/PROP12Lilly	1 & 2/12 Lillydale Terrace, Dubbo NSW 2830	122.04
	30/06/2023	41930/PropRent	303/1 Marlin Parade, Cairns QLD 4870	82.06
	01/05/2023	41930/PropRent	303/1 Marlin Parade, Cairns QLD 4870	82.06
	29/05/2023	41930/PROP12Lilly	1 & 2/12 Lillydale Terrace, Dubbo NSW 2830	51.70
	31/05/2023	41930/PROP12Lilly	1 & 2/12 Lillydale Terrace, Dubbo NSW 2830	84.72
	31/05/2023	42060/PROP12Lilly	1 & 2/12 Lillydale Terrace, Dubbo NSW 2830	46.53
	31/05/2023	41930/PropRent	303/1 Marlin Parade, Cairns QLD 4870	120.51
	28/04/2023	41930/PROP12Lilly	1 & 2/12 Lillydale Terrace, Dubbo NSW 2830	98.23
	28/04/2023	41930/PROP12Lilly	1 & 2/12 Lillydale Terrace, Dubbo NSW 2830	63.85
Sub-Total				11,518.99
Ignore Cents				0.99
Total				11,518.00
J1 - Expenses - Management and administration expenses				
	07/10/2022	30100	Accountancy Fees	1,457.50
	07/10/2022	30200	Actuarial Certificate	69.96
	21/06/2023	30800	ASIC Fees	31.27
	30/09/2022	30400	ATO Supervisory Levy	259.00
Sub-Total				1,817.73
Ignore Cents				0.73
Total				1,817.00
J2 - Expenses - Management and administration expenses non deductible				
	07/10/2022	30100	Accountancy Fees	1,292.50

Ameroo Super**Tax Reconciliation Report**

For the year ended 30 June 2023

Tax Return Label	Date	Account Code	Account Name	Amount
				\$
J2 - Expenses - Management and administration expenses non deductible				
	07/10/2022	30200	Actuarial Certificate	62.04
	21/06/2023	30800	ASIC Fees	27.73
Sub-Total				1,382.27
Ignore Cents				0.27
Total				1,382.00
L1 - Expenses - Other amounts (Fully deductible)				
	21/06/2023	30150	Administration Fees	93.28
Sub-Total				93.28
Ignore Cents				0.28
Total				93.00
L2 - Expenses - Other amounts (Non-deductible)				
	21/06/2023	30150	Administration Fees	82.72
Sub-Total				82.72
Ignore Cents				0.72
Total				82.00
N - TOTAL DEDUCTIONS				
				15,103.00
Sub-Total				15,103.00
Ignore Cents				0.00
Total				15,103.00
Y - TOTAL NON DEDUCTIBLE EXPENSES				
				13,162.00
Sub-Total				13,162.00
Ignore Cents				0.00
Total				13,162.00
O - TAXABLE INCOME OR LOSS				
				72,325.00
Sub-Total				72,325.00
Ignore Cents				0.00
Total				72,325.00
Z - TOTAL SMSF EXPENSES				
				28,265.00
Sub-Total				28,265.00
Ignore Cents				0.00
Total				28,265.00
A - Taxable income				
				72,325.00
Sub-Total				72,325.00
Ignore Cents				0.00
Total				72,325.00

Ameroo Super

Tax Reconciliation Report

For the year ended 30 June 2023

Tax Return Label	Date	Account Code	Account Name	Amount \$
T1 - Tax on taxable income				
				10,848.75
Sub-Total				10,848.75
Ignore Cents				0.00
Total				10,848.75
B - Gross Tax				
				10,848.75
Sub-Total				10,848.75
Ignore Cents				0.00
Total				10,848.75
T2 - SUBTOTAL				
				10,848.75
Sub-Total				10,848.75
Ignore Cents				0.00
Total				10,848.75
T3 - SUBTOTAL 2				
				10,848.75
Sub-Total				10,848.75
Ignore Cents				0.00
Total				10,848.75
E1 - Complying fund's franking credits tax offset				
	01/07/2022	23900/CSR.AX	CSR Limited	1,751.14
	01/07/2022	23900/ANZ.AX	ANZ Group Holdings Limited	771.43
	05/07/2022	23900/NAB.AX	National Australia Bank Limited	1,753.25
	21/09/2022	23900/SUN.AX	Suncorp-Metway Limited	290.12
	21/09/2022	23900/TLS.AX	Telstra Group Limited	797.79
	21/09/2022	23900/IAG.AX	Insurance Australia Group Limited	87.00
	21/09/2022	23900/HLS.AX	Healius Limited	154.29
	23/09/2022	23900/TAH.AX	Tabcorp Holdings Limited	452.82
	23/09/2022	23900/BHP.AX	BHP Group Limited	2,066.99
	27/09/2022	23900/WOW.AX	Woolworths Group Limited	276.43
	28/09/2022	23900/ASX.AX	Australian Stock Exchange Limited	673.71
	28/09/2022	23900/COL.AX	Coles Group Limited.	385.71
	29/09/2022	23900/IFL.AX	Insignia Financial Ltd	1,517.14
	05/10/2022	23900/ABC.AX	Adbri Limited	229.29
	06/10/2022	23900/IVC.AX	Invocare Limited	226.22
	06/10/2022	23900/WDS.AX	Woodside Energy Group Ltd	411.31
	13/10/2022	23900/BXB.AX	Brambles Limited	43.99
	09/12/2022	23900/CSR.AX	CSR Limited	1,605.21
	14/12/2022	23900/NAB.AX	National Australia Bank Limited	1,873.34
	15/12/2022	23900/ANZ.AX	ANZ Group Holdings Limited	845.82
	16/12/2022	23900/ELD.AX	Elders Limited	82.77

Ameroo Super

Tax Reconciliation Report

For the year ended 30 June 2023

Tax Return Label	Date	Account Code	Account Name	Amount \$
E1 - Complying fund's franking credits tax offset				
	20/12/2022	23900/WBC.AX	Westpac Banking Corporation	1,755.43
	21/03/2023	23900/TAH.AX	Tabcorp Holdings Limited	90.56
	23/03/2023	23900/IAG.AX	Insurance Australia Group Limited	44.74
	23/03/2023	23900/TLC.AX	The Lottery Corporation Limited	462.86
	29/03/2023	23900/ASX.AX	Australian Stock Exchange Limited	652.38
	30/03/2023	23900/BHP.AX	BHP Group Limited	1,104.54
	30/03/2023	23900/COL.AX	Coles Group Limited.	462.86
	31/03/2023	23900/TLS.AX	Telstra Group Limited	797.79
	31/03/2023	23900/SUN.AX	Suncorp-Metway Limited	563.17
	03/04/2023	23900/IFL.AX	Insignia Financial Ltd	675.00
	05/04/2023	23900/WDS.AX	Woodside Energy Group Ltd	553.99
	06/04/2023	23900/IVC.AX	Invocare Limited	184.33
	13/04/2023	23900/WOW.AX	Woolworths Group Limited	239.92
	13/04/2023	23900/BXB.AX	Brambles Limited	45.06
	22/06/2023	23900/ELD.AX	Elders Limited	67.98
	27/06/2023	23900/WBC.AX	Westpac Banking Corporation	1,920.00
Sub-Total				25,916.38
Ignore Cents				0.00
Total				25,916.38
E - Refundable tax offsets				
				25,916.38
Sub-Total				25,916.38
Ignore Cents				0.00
Total				25,916.38
I - Remainder of refundable tax offsets				
				15,067.63
Sub-Total				15,067.63
Ignore Cents				0.00
Total				15,067.63
L - Supervisory levy				
				259.00
Sub-Total				259.00
Ignore Cents				0.00
Total				259.00
S - AMOUNT DUE OR REFUNDABLE				
				(14,808.63)
Sub-Total				(14,808.63)
Ignore Cents				0.00
Total				(14,808.63)



Agent PEACOCKE ACCOUNTANTS PTY LTD
Client THE TRUSTEE FOR AMEROO SUPER
ABN 90 902 501 641
TFN 969 203 968

Income tax 002

Date generated	02 August 2023
Overdue	\$0.00
Not yet due	\$0.00
Balance	\$0.00

Transactions

4 results found - from **02 August 2021** to **02 August 2023** sorted by **processed date** ordered **newest to oldest**

Processed date	Effective date	Description	Debit (DR)	Credit (CR)	Balance
27 Sep 2022	30 Sep 2022	EFT refund for Income Tax for the period from 01 Jul 21 to 30 Jun 22	\$17,763.93		\$0.00
27 Sep 2022	27 Sep 2022	Tax return Self Man Superfund - Income Tax for the period from 01 Jul 21 to 30 Jun 22		\$17,763.93	\$17,763.93 CR
11 Jan 2022	14 Jan 2022	EFT refund for Income Tax for the period from 01 Jul 20 to 30 Jun 21	\$7,999.02		\$0.00
11 Jan 2022	11 Jan 2022	Tax return Self Man Superfund - Income Tax for the period from 01 Jul 20 to 30 Jun 21		\$7,999.02	\$7,999.02 CR

Ameroo Super

FundID N/A

**Actuarial Certificate for the purposes of
Section 295-390 of the Income Tax Assessment Act 1997
Year of Income : 2022/ 2023**

Definitions

In this Certificate:

'Act' means the Income Tax Assessment Act 1997

'Trustee' means Ameroo Super Pty Ltd.

Terms such as 'ordinary income', 'statutory income', 'current pension liabilities', 'segregated current pension assets' and 'superannuation liabilities' have the meanings ascribed to these terms in Subdivision 295-F of the Act.

Background

During the 2022/2023 financial year, certain members received superannuation income streams from the fund that entitle the fund to a tax exemption on some or all of its ordinary and statutory income (ie. investment income other than non-arm's length income). These superannuation income streams are referred to as "eligible pensions" in this certificate.

If the fund has any segregated current pension assets, ordinary and statutory income in relation to these assets is eligible for a tax exemption under Section 295-385 of the Act. This income is not subject to this certificate.

The proportion of the fund's ordinary and statutory income earned on the **remaining** fund assets that is exempt from tax is calculated as follows:

$$\frac{\text{average value of current pension liabilities during the period}}{\text{average value of all superannuation liabilities during the period}}$$

to the extent that these are not supported by segregated current pension assets or segregated non-current pension assets. The pension liabilities referred to here are liabilities relating to **eligible pensions** only.

In order to take advantage of this tax exemption, the Trustee must obtain an actuarial certificate which states that the liabilities referred to above plus future contributions and earnings (where applicable) will provide the amount required to meet the unsegregated liabilities of the fund in the future. Given the nature of the pensions provided by this fund this will always be the case.

My certification (below) relies on information provided by the Fund's accountant. The key data and confirmations I have relied upon are set out in the attached Appendix. Should any of this information prove to be incorrect, this certificate will immediately cease to be valid.

Heffron Consulting Pty Ltd ABN 88 084 734 261 AFSL 241 739

Certification

During the 2022/2023 year of income:


Average value of unsegregated current pension liabilities	\$1,331,492
Average value of all unsegregated superannuation liabilities	\$2,830,497
Ratio of ordinary and statutory income (ie. investment income) exempt from tax in 2022/2023 in accordance with Section 295-390	47%

If the fund held segregated current pension assets during the year, an additional tax exemption may be applicable to the ordinary and statutory income earned on these assets under Section 295-385 of the Act.

I certify that I am satisfied that the pension accounts supporting the fund's unsegregated current pension liabilities, together with future investment earnings, will discharge in full the fund's current pension liabilities as at 30 June 2023.

Given the nature of the fund's pension liabilities, it was not necessary to make any assumptions about future experience in order to make the statements in this certificate.

I believe the calculations in this Certificate are appropriate for the purposes of Section 295-390 of the Act. They have been carried out in accordance with all relevant professional standards issued by the Actuaries Institute.



Margaret Elizabeth Heffron **BEc FIAA**
Actuary

Date: 09 Oct 2023

APPENDIX – INFORMATION ON WHICH THIS CERTIFICATE IS BASED

Information to prepare this certificate has been provided by the fund’s accountants on behalf of the Trustee.

The table below shows the various member accounts throughout the year. Accounts relating to pensions which provide the tax exemption discussed in this certificate have been identified as “eligible pensions” below. Any eligible pensions supported by segregated current pension assets or other accounts supported by segregated non-current pension assets have been specifically identified.

Account Name	Account Type	1 July 2022	30 June 2023**
Charmian Kater	Accumulation	\$1,499,005	\$1,499,005
Charmian Kater	Eligible Pension	\$1,351,252	\$1,317,452
Total Account Balances **		\$2,850,256	\$2,816,456

* eligible pensions for which segregated assets are held

** these are estimates only, drawn from draft financial statements. They reflect an allocation of fund earnings but not income tax on these earnings.

The figures above are based on unaudited financial statements and may therefore change. This certificate must be reviewed if the changes would alter the relative values of the fund’s eligible pension accounts and its other accounts.

I have been advised by the fund’s accountants that:

- the fund is a regulated complying superannuation fund and is not a defined benefit fund. Instead, members’ benefits consist entirely of accumulation accounts and/ or pensions where the benefit is determined by the value of the relevant account (ie. transition to retirement income streams, account-based pensions, market linked pensions, allocated pensions);
- there are no unusual terms or guarantees that would cause the liability represented by any individual member account to exceed the value of that account;
- for any accounts identified as relating to eligible pensions above, all requirements in relation to superannuation income streams have been satisfied (including pension payment obligations) for the relevant period or the fund has been or will be granted relief from these requirements. Unless otherwise indicated we have not verified this and have instead relied on the statements provided to us.
- this certificate has been prepared on the basis that the assets of the fund are Disregarded Small Fund Assets in accordance with section 295-387 of the Act.

This advice from the fund’s accountants is critical to the accuracy of the certificate. Should it prove to be incorrect the certificate will cease to be valid.

88000 - Sundry Creditors

2023 Financial Year

Preparer Rhonda Wilkinson

Reviewer John Curley

Status N/A - Not Applicable

Account Code	Description	CY Balance	LY Balance	Change
88000	Sundry Creditors	\$0.00	(\$232.00)	100%
TOTAL		CY Balance	LY Balance	
		\$0.00	(\$232.00)	

Supporting Documents

- General Ledger [Report](#)

Standard Checklist

- Attach all source documentation and confirmations of Liability

Ameroo Super
General Ledger

As at 30 June 2023

Transaction Date	Description	Units	Debit	Credit	Balance \$
Sundry Creditors (88000)					
Sundry Creditors (88000)					
01/07/2022	Opening Balance				232.00 CR
01/07/2022	CHEQUE WITHDRAWAL 000074 09		232.00		0.00 DR
			232.00		0.00 DR

Total Debits: 232.00

Total Credits: 0.00

89000 - Deferred Tax Liability/Asset

2023 Financial Year

Preparer Rhonda Wilkinson

Reviewer John Curley

Status Completed

Account Code	Description	CY Balance	LY Balance	Change
89000	Deferred Tax Liability/Asset	(\$15,480.69)	(\$16,959.35)	(8.72)%
TOTAL		CY Balance	LY Balance	
		(\$15,480.69)	(\$16,959.35)	

Supporting Documents

- Deferred Tax Reconciliation Report [Report](#)

Standard Checklist

- Attach all source documentation and confirmations of Liability
- Attach copy of Deferred Tax Reconciliation Report

Ameroo Super Deferred Tax Reconciliation

For The Period 01 July 2022 - 30 June 2023

Investment Code	Investment Name	Revaluation/Tax Deferred	Permanent Difference (Non-Assessable)	Temporary Difference (Assessable)	Temporary Difference (Accumulation Portion)
Revaluations					
PropRent	303/1 Marlin Parade, Cairns QLD 4870	(10,000.00)	(3,333.33)	(6,666.67)	(3,533.34)
IVC.AX	Invocare Limited	8,328.30	2,776.10	5,552.20	2,942.67
ELD.AX	Elders Limited	(13,816.99)	(4,605.66)	(9,211.33)	(4,882.00)
HLS.AX	Healius Limited	(4,092.12)	(1,364.04)	(2,728.08)	(1,445.88)
PROP12Lilly	1 & 2/12 Lillydale Terrace, Dubbo NSW 2830	30,000.00	10,000.00	20,000.00	10,600.00
TLS.AX	Telstra Group Limited	9,855.00	3,285.00	6,570.00	3,482.10
TAH.AX	Tabcorp Holdings Limited	731.47	243.82	487.65	258.45
AMP.AX	AMP Limited	4,031.25	1,343.75	2,687.50	1,424.38
SUN.AX	Suncorp Group Limited	9,994.82	3,331.61	6,663.21	3,531.50
GEM.AX	G8 Education Limited	28,007.50	9,335.83	18,671.67	9,895.99
ABC.AX	Adbri Limited	(321.00)	(107.00)	(214.00)	(113.42)
CSR.AX	CSR Limited	25,651.00	8,550.33	17,100.67	9,063.36
IAG.AX	Insurance Australia Group Limited	7,772.00	2,590.67	5,181.33	2,746.10
COL.AX	Coles Group Limited.	(2,399.17)	(799.72)	(1,599.45)	(847.71)
AGK.AX	Agl Energy Limited	5,478.40	1,826.13	3,652.27	1,935.70
ASX.AX	ASX Limited	(24,510.10)	(8,170.03)	(16,340.07)	(8,660.24)
NAB.AX	National Australia Bank Limited	(5,716.08)	(1,905.36)	(3,810.72)	(2,019.68)
TLC.AX	The Lottery Corporation Limited	4,644.32	1,548.11	3,096.21	1,640.99
BHP.AX	BHP Group Limited	7,068.60	2,356.20	4,712.40	2,497.57
WDS.AX	Woodside Energy Group Ltd	1,356.76	452.25	904.51	479.39

Ameroo Super**Deferred Tax Reconciliation**

For The Period 01 July 2022 - 30 June 2023

Investment Code	Investment Name	Revaluation/Tax Deferred	Permanent Difference (Non-Assessable)	Temporary Difference (Assessable)	Temporary Difference (Accumulation Portion)
ANZ.AX	ANZ Group Holdings Limited	5,003.27	1,667.76	3,335.51	1,767.82
CLW.AX1	Charter Hall Long Wale Reit	(2,343.15)	(781.05)	(1,562.10)	(827.91)
ORI.AX	Orica Limited	(1,316.00)	(438.67)	(877.33)	(464.98)
BXB.AX	Brambles Limited	2,532.01	844.00	1,688.01	894.65
WOW.AX	Woolworths Group Limited	5,026.21	1,675.40	3,350.81	1,775.93
IFL.AX	Insignia Financial Ltd	47,381.33	15,793.77	31,587.56	16,741.41
WBC.AX	Westpac Banking Corporation	11,776.00	3,925.33	7,850.67	4,160.86
		150,123.63	50,041.20	100,082.43	53,043.71
Tax Deferred Distributions					
CLW.AX1	Charter Hall Long Wale Reit	779.60	0.00	779.60	413.19
		779.60	0.00	779.60	413.19
Total		150,903.23	50,041.20	100,862.03	53,456.90

Deferred Tax Liability (Asset) Summary

Opening Balance	16,959.35
Current Year Transactions	8,018.53
Total Capital Losses	(9,497.19)
Total Tax Losses	0.00
Deferred Tax WriteBacks/Adjustment	0.00
Capital Loss carried forward recouped	0.00
Tax Loss carried forward recouped	0.00
Closing Balance	<hr/> 15,480.69 <hr/>

A - Financial Statements

2023 Financial Year

Preparer Rhonda Wilkinson

Reviewer John Curley

Status Completed

Supporting Documents

- Financials for auditor-01072022-30062023.pdf

Standard Checklist

- Attach copy of Financial Statements
- Attach copy of SMSF Annual Return

Financial statements and reports for the year ended
30 June 2023

Ameroo Super

Ameroo Super

Reports Index

Statement of Financial Position

Detailed Operating Statement

Notes to the Financial Statements

SMSF Annual Return

Capital Gains Schedule

Losses Schedule

Detailed Trial Balance

General Ledger - Audit View

Ameroo Super

Statement of Financial Position

As at 30 June 2023

	Note	2023	2022
		\$	\$
Assets			
Investments			
Real Estate Properties (Australian - Residential)	2	1,615,000.00	1,595,000.00
Shares in Listed Companies (Australian)	3	1,279,787.51	1,230,714.15
Stapled Securities	4	20,050.00	0.00
Total Investments		<u>2,914,837.51</u>	<u>2,825,714.15</u>
Other Assets			
Macq CMA 6641		116,591.90	21,283.56
Sundry Debtors		0.00	2,427.06
Distributions Receivable		350.00	0.00
Income Tax Refundable		15,067.63	18,022.93
Total Other Assets		<u>132,009.53</u>	<u>41,733.55</u>
Total Assets		<u>3,046,847.04</u>	<u>2,867,447.70</u>
Less:			
Liabilities			
Sundry Creditors		0.00	232.00
Deferred Tax Liability		15,480.69	16,959.35
Total Liabilities		<u>15,480.69</u>	<u>17,191.35</u>
Net assets available to pay benefits		<u>3,031,366.35</u>	<u>2,850,256.35</u>
Represented by:			
Liability for accrued benefits allocated to members' accounts	6, 7		
Kater, Charmian - Accumulation		1,608,413.43	1,499,004.78
Kater, Charmian - Pension (Account Based Pension 2)		1,422,952.92	1,351,251.57
Total Liability for accrued benefits allocated to members' accounts		<u>3,031,366.35</u>	<u>2,850,256.35</u>

The accompanying notes form part of these financial statements.

Refer to compilation report

Ameroo Super

Detailed Operating Statement

For the year ended 30 June 2023

	2023	2022
	\$	\$
Income		
Investment Income		
Trust Distributions		
Charter Hall Long Wale Reit	1,400.00	0.00
	<u>1,400.00</u>	<u>0.00</u>
Dividends Received		
Adbri Limited	535.00	1,337.50
AGL Energy Limited	385.20	1,070.00
ANZ Group Holdings Limited	3,773.58	2,165.50
Australian Stock Exchange Limited	3,094.22	2,981.56
BHP Group Limited	7,400.25	19,212.28
Brambles Limited	593.64	0.00
Coles Group Limited.	1,980.00	2,360.70
CSR Limited	7,831.50	6,304.50
Elders Limited	1,172.49	1,149.50
G8 Education Limited	0.00	341.10
Healius Limited	360.00	0.00
Insignia Financial Ltd	6,690.00	6,943.40
Insurance Australia Group Limited	638.00	1,102.00
Invocare Limited	957.95	821.10
National Australia Bank Limited	8,462.04	7,117.08
Orica Limited	490.00	336.00
Suncorp-Metway Limited	1,991.00	2,827.22
Tabcorp Holdings Limited	1,267.88	2,194.42
Telstra Group Limited	3,723.00	3,504.00
The Lottery Corporation Limited	1,080.00	0.00
Westpac Banking Corporation	8,576.00	7,105.00
Woodside Energy Group Ltd	2,252.36	0.00
Woolworths Group Limited	1,204.83	1,143.98
	<u>64,458.94</u>	<u>70,016.84</u>
Interest Received		
Macq CMA 6641	1,336.93	1.59
	<u>1,336.93</u>	<u>1.59</u>
Property Income		
1 & 2/12 Lillydale Terrace, Dubbo NSW 2830	46,888.57	42,561.43
303/1 Marlin Parade, Cairns QLD 4870	26,000.00	24,518.58
	<u>72,888.57</u>	<u>67,080.01</u>
Investment Gains		
Realised Movements in Market Value		
Shares in Listed Companies (Australian)		
AMP Limited	(3,078.75)	0.00
Coles Group Limited.	5,403.37	0.00
Endeavour Group Limited	0.00	2,980.14
G8 Education Limited	(28,898.49)	0.00
Insignia Financial Ltd	(39,465.43)	0.00
The Lottery Corporation Limited	2,464.12	0.00
	<u>(63,575.19)</u>	<u>2,980.14</u>
Unrealised Movements in Market Value		
Real Estate Properties (Australian - Residential)		
1 & 2/12 Lillydale Terrace, Dubbo NSW 2830	30,000.00	110,000.00
303/1 Marlin Parade, Cairns QLD 4870	(10,000.00)	0.00

The accompanying notes form part of these financial statements.

Refer to compilation report

Ameroo Super

Detailed Operating Statement

For the year ended 30 June 2023

	2023	2022
	\$	\$
	20,000.00	110,000.00
Shares in Listed Companies (Australian)		
Adbri Limited	(321.00)	(11,235.00)
Agl Energy Limited	5,478.40	107.00
AMP Limited	4,031.25	(1,062.50)
ANZ Group Holdings Limited	5,003.27	(14,764.05)
ASX Limited	(24,510.10)	5,240.00
BHP Group Limited	7,068.60	(13,834.80)
Brambles Limited	2,532.01	0.00
Coles Group Limited.	(2,399.17)	2,786.40
CSR Limited	25,651.00	(35,359.42)
Elders Limited	(13,816.99)	2,390.96
Endeavour Group Limited	0.00	(2,226.07)
G8 Education Limited	28,007.50	568.50
Healius Limited	(4,092.12)	0.00
Insignia Financial Ltd	47,381.33	(56,159.44)
Insurance Australia Group Limited	7,772.00	(4,640.00)
Invocare Limited	8,328.30	(4,340.10)
National Australia Bank Limited	(5,716.08)	6,556.68
Orica Limited	(1,316.00)	3,486.00
Suncorp Group Limited	9,994.82	(517.66)
Tabcorp Holdings Limited	731.47	(11,978.72)
Telstra Group Limited	9,855.00	1,971.00
The Lottery Corporation Limited	4,644.32	18,562.00
Westpac Banking Corporation	11,776.00	(38,866.72)
Woodside Energy Group Ltd	1,356.76	709.28
Woolworths Group Limited	5,026.21	(3,079.01)
	132,466.78	(155,685.67)
Stapled Securities		
Charter Hall Long Wale Reit	(2,343.15)	0.00
	(2,343.15)	0.00
Changes in Market Values	86,548.45	(42,705.53)
Total Income	226,632.88	94,392.91
Expenses		
Accountancy Fees	2,750.00	2,640.00
Actuarial Certificate	132.00	132.00
Administration Fees	176.00	506.00
ASIC Fees	59.00	56.00
ATO Supervisory Levy	259.00	259.00
Auditor's Remuneration	385.00	385.00
	3,761.00	3,978.00
Property Expenses - Admin Fees		
1 & 2 / 12 Lillydale Terrace	0.00	45.00
Marlin Parade, Cairns	0.00	132.00
	0.00	177.00
Property Expenses - Advertising		
1 & 2/12 Lillydale Terrace, Dubbo NSW 2830	0.00	165.00
303/1 Marlin Parade, Cairns QLD 4870	0.00	77.00

The accompanying notes form part of these financial statements.

Refer to compilation report

Ameroo Super**Detailed Operating Statement**

For the year ended 30 June 2023

	2023	2022
	\$	\$
	0.00	242.00
Property Expenses - Agents Management Fees		
1 & 2/12 Lillydale Terrace, Dubbo NSW 2830	3,738.29	3,790.78
303/1 Marlin Parade, Cairns QLD 4870	2,508.80	2,555.07
	<u>6,247.09</u>	<u>6,345.85</u>
Property Expenses - Council Rates		
1 & 2/12 Lillydale Terrace, Dubbo NSW 2830	3,527.08	3,421.16
303/1 Marlin Parade, Cairns QLD 4870	2,759.36	2,677.86
	<u>6,286.44</u>	<u>6,099.02</u>
Property Expenses - Insurance Premium		
1 & 2/12 Lillydale Terrace, Dubbo NSW 2830	1,717.52	1,419.08
	<u>1,717.52</u>	<u>1,419.08</u>
Property Expenses - Repairs Maintenance		
1 & 2/12 Lillydale Terrace, Dubbo NSW 2830	1,204.23	1,163.24
303/1 Marlin Parade, Cairns QLD 4870	317.00	2,464.20
	<u>1,521.23</u>	<u>3,627.44</u>
Property Expenses - Strata Levy Fees		
303/1 Marlin Parade, Cairns QLD 4870	7,793.36	7,555.47
	<u>7,793.36</u>	<u>7,555.47</u>
Property Expenses - Water Rates		
1 & 2/12 Lillydale Terrace, Dubbo NSW 2830	942.54	819.85
	<u>942.54</u>	<u>819.85</u>
Member Payments		
Pensions Paid		
Kater, Charmian - Pension (Account Based Pension 2)	33,800.00	33,550.00
	<u>33,800.00</u>	<u>33,550.00</u>
Total Expenses	<u>62,069.18</u>	<u>63,813.71</u>
Benefits accrued as a result of operations before income tax	<u>164,563.70</u>	<u>30,579.20</u>
Income Tax Expense		
Income Tax Expense	(16,546.29)	(19,951.56)
Total Income Tax	<u>(16,546.29)</u>	<u>(19,951.56)</u>
Benefits accrued as a result of operations	<u>181,109.99</u>	<u>50,530.76</u>

*The accompanying notes form part of these financial statements.**Refer to compilation report*

Notes to the Financial Statements

For the year ended 30 June 2023

Note 1: Summary of Significant Accounting Policies

The trustees have prepared the financial statements on the basis that the Superannuation Fund is not a reporting entity because it is not publicly accountable and is not required by law or governing document to prepare financial statements that comply with Australian Accounting Standards. The financial statements are therefore special purpose financial statements that have been prepared in order to meet the requirements of the Superannuation Industry (Supervision) Act 1993 and associated Regulations, the trust deed of the Fund and the needs of members.

The financial statements have been prepared on a cash basis and are based on historical costs, except for investments which have been measured at market value.

The following significant accounting policies, which are consistent with the policies applied in the previous period unless otherwise stated, have been adopted in the preparation of the financial statements.

The financial statements were authorised for issue by the Director(s).

a. Measurement of Investments

The Fund initially recognises:

- (i) an investment when it controls the future economic benefits expected to flow from the asset. For financial assets, the trade date is considered to be the date on which control of the future economic benefits attributable to the asset passes to the Fund; and
- (ii) a financial liability on the date it becomes a party to the contractual provisions of the instrument.

Investments of the Fund have been measured at market value, which refers to the amount that a willing buyer could reasonably be expected to pay to acquire an asset from a willing seller if the following assumptions were made:

- that the buyer and the seller deal with each other at arm's length in relation to the sale;
- that the sale occurred after proper marketing of the asset; and
- that the buyer and the seller acted knowledgeably and prudentially in relation to the sale.

Market value has been determined as follows:

- (i) shares and other securities listed on the Australian Securities Exchange by reference to the relevant market quotations at the end of the reporting period;
- (ii) units in managed funds by reference to the unit redemption price at the end of the reporting period;
- (iii) fixed-interest securities by reference to the redemption price at the end of the reporting period;
- (iv) unlisted investments are stated at trustees' assessment based on estimated market value at balance date or where necessary, an external valuer's opinion; and
- (v) investment properties at the trustees' assessment of the market value or where necessary a qualified independent valuer's opinion at the end of reporting period.

b. Cash and Cash Equivalents

Cash and cash equivalents include cash on hand and at call, deposits with banks and short-term, highly liquid investments that are readily convertible to cash and subject to an insignificant risk of change in value.

c. Revenue

Interest revenue

Interest revenue is recognised in respect of fixed-interest securities, and cash and cash equivalent balances. Interest revenue is recognised upon receipt.

Dividend revenue

Notes to the Financial Statements

For the year ended 30 June 2023

Dividend revenue is recognised when the dividend has been paid or, in the case of dividend reinvestment schemes, when the dividend is credited to the benefit of the fund.

Rental revenue

Upon entering into each contract as a lessor, the Fund assesses if the lease is a finance or operating lease. All leases have been assessed as operating leases. Rental revenue arising from operating leases on investment properties is recognised on straight-line basis over the term of the specific lease.

Distribution revenue

Distributions from unit trusts and managed funds are recognised as at the date the unit value is quoted ex-distribution and if not received at the end of the reporting period, are reflected in the statement of financial position as a receivable at market value.

Remeasurement changes in market values

Remeasurement changes in the market values of assets are recognised as income and determined as the difference between the market value at year-end or consideration received (if sold during the year) and the market value as at the prior year-end or cost (if acquired during the period).

Contributions

Contributions and transfers in are recognised when the control and the benefits from the revenue have been attained and are recorded by the Fund, gross of any taxes, in the period to which they relate.

d. Liability for Accrued Benefits

The liability for accrued benefits represents the Fund's present obligation to pay benefits to members and beneficiaries, and has been calculated as the difference between the carrying amount of the assets and the carrying amount of the other payables and income tax liabilities as at the end of the reporting period.

e. Income Tax

The income tax expense (income) for the year comprises current income tax expense (income) and deferred tax expense (income).

Current tax expense charged to profit or loss is the tax payable on taxable income. Current tax liabilities (assets) are therefore measured at the amounts expected to be paid to (recovered from) the relevant taxation authority.

Deferred income tax expense reflects movements in deferred tax liability balances during the year as well as unused tax losses.

No deferred income tax is recognised from the initial recognition of an asset or liability where there is no effect on accounting or taxable profit or loss.

Deferred tax assets and liabilities are calculated at the tax rates that are expected to apply to the period when the asset is realised or the liability is settled, and their measurement also reflects the manner in which the trustees expect to recover or settle the carrying amount of the related asset or liability.

Deferred tax assets relating to temporary differences and unused tax losses are recognised only to the extent that it is probable that future taxable profit will be available against which the benefits of the deferred tax asset can be utilised.

f. Trade and Other Payables

Financial liabilities, such as trade creditors and other payables, are measured at the gross value of the outstanding balance at the end of the reporting period. The trustees have determined that the gross value of the Fund's financial liabilities is equivalent to the market value. Any remeasurement changes in the gross value of non-current financial liabilities (including liabilities for members' accrued benefits) are recognised in the operating statement in the periods in which they occur.

g. Critical Accounting Estimates and Judgements

Notes to the Financial Statements

For the year ended 30 June 2023

The preparation of financial statements requires the trustees to make judgements, estimates and assumptions that affect the application of accounting policies and the reported amounts of assets and liabilities, income and expenses. Actual results may differ from these estimates.

Estimates and underlying assumptions are reviewed on an ongoing basis. Revisions to accounting estimates are recognised in the period in which the estimate is revised and in any future period affected.

Note 2: Real Estate Properties (Australian - Residential)

	2023 \$	2022 \$
1 & 2/12 Lillydale Terrace, Dubbo NSW 2830	990,000.00	960,000.00
303/1 Marlin Parade, Cairns QLD 4870	625,000.00	635,000.00
	1,615,000.00	1,595,000.00

Note 3: Shares in Listed Companies (Australian)

	2023 \$	2022 \$
Adbri Limited	25,573.00	25,894.00
Agl Energy Limited	23,133.40	17,655.00
AMP Limited	0.00	5,968.75
ANZ Group Holdings Limited	63,234.57	55,075.00
ASX Limited	82,530.00	107,040.10
BHP Group Limited	85,031.10	77,962.50
Brambles Limited	24,497.00	0.00
Coles Group Limited.	55,260.00	68,924.70
CSR Limited	117,813.00	92,162.00
Elders Limited	15,127.42	28,944.41
G8 Education Limited	0.00	11,995.35
Healius Limited	19,080.00	0.00
Insurance Australia Group Limited	33,060.00	25,288.00
Insignia Financial Ltd	84,600.00	99,530.00
Invocare Limited	49,226.90	40,898.60
National Australia Bank Limited	147,777.48	153,493.56
Orica Limited	20,762.00	22,078.00
Suncorp Group Limited	53,717.18	43,722.36
Tabcorp Holdings Limited	18,043.05	17,311.58
The Lottery Corporation Limited	61,560.00	73,472.60
Telstra Group Limited	94,170.00	84,315.00

Notes to the Financial Statements

For the year ended 30 June 2023

Westpac Banking Corporation	136,576.00	124,800.00
Woodside Energy Group Ltd	20,664.00	10,857.44
Woolworths Group Limited	48,351.41	43,325.20
	1,279,787.51	1,230,714.15

Note 4: Stapled Securities

	2023 \$	2022 \$
Charter Hall Long Wale Reit	20,050.00	0.00
	20,050.00	0.00

Note 5: Banks and Term Deposits

	2023 \$	2022 \$
Banks		
Macq CMA 6641	116,591.90	21,283.56
	116,591.90	21,283.56

Note 6: Liability for Accrued Benefits

	2023 \$	2022 \$
Liability for accrued benefits at beginning of year	2,850,256.35	2,799,725.59
Benefits accrued as a result of operations	181,110.00	50,530.76
Current year member movements	0.00	0.00
	3,031,366.35	2,850,256.35

Note 7: Vested Benefits

Vested benefits are benefits that are not conditional upon continued membership of the fund (or any factor other than resignation from the plan) and include benefits which members were entitled to receive had they terminated their fund membership as at the end of the reporting period.

	2023 \$	2022 \$
Vested Benefits	3,031,366.35	2,850,256.35

Note 8: Guaranteed Benefits

No guarantees have been made in respect of any part of the liability for accrued benefits.

Notes to the Financial Statements

For the year ended 30 June 2023

Note 9: Dividends

	2023	2022
	\$	\$
AGL Energy Limited	385.20	1,070.00
ANZ Group Holdings Limited	3,773.58	2,165.50
Adbri Limited	535.00	1,337.50
Australian Stock Exchange Limited	3,094.22	2,981.56
BHP Group Limited	7,400.25	19,212.28
Brambles Limited	593.64	0.00
CSR Limited	7,831.50	6,304.50
Coles Group Limited.	1,980.00	2,360.70
Elders Limited	1,172.49	1,149.50
G8 Education Limited	0.00	341.10
Healius Limited	360.00	0.00
Insignia Financial Ltd	6,690.00	6,943.40
Insurance Australia Group Limited	638.00	1,102.00
Invocare Limited	957.95	821.10
National Australia Bank Limited	8,462.04	7,117.08
Orica Limited	490.00	336.00
Suncorp-Metway Limited	1,991.00	2,827.22
Tabcorp Holdings Limited	1,267.88	2,194.42
Telstra Group Limited	3,723.00	3,504.00
The Lottery Corporation Limited	1,080.00	0.00
Westpac Banking Corporation	8,576.00	7,105.00
Woodside Energy Group Ltd	2,252.36	0.00
Woolworths Group Limited	1,204.83	1,143.98
	64,458.94	70,016.84

Note 10: Trust Distributions

	2023	2022
	\$	\$
Charter Hall Long Wale Reit	1,400.00	0.00
	1,400.00	0.00

Notes to the Financial Statements

For the year ended 30 June 2023

Note 11: Rental Income

	2023	2022
	\$	\$
303/1 Marlin Parade, Cairns QLD 4870	26,000.00	24,518.58
1 & 2/12 Lillydale Terrace, Dubbo NSW 2830	46,888.57	42,561.43
	<hr/> 72,888.57	<hr/> 67,080.01

Note 12: Changes in Market Values**Unrealised Movements in Market Value**

	2023	2022
	\$	\$
Real Estate Properties (Australian - Residential)		
1 & 2/12 Lillydale Terrace, Dubbo NSW 2830	30,000.00	110,000.00
303/1 Marlin Parade, Cairns QLD 4870	(10,000.00)	0.00
	<hr/> 20,000.00	<hr/> 110,000.00
Shares in Listed Companies (Australian)		
AMP Limited	4,031.25	(1,062.50)
ANZ Group Holdings Limited	5,003.27	(14,764.05)
ASX Limited	(24,510.10)	5,240.00
Adbri Limited	(321.00)	(11,235.00)
Agl Energy Limited	5,478.40	107.00
BHP Group Limited	7,068.60	(13,834.80)
Brambles Limited	2,532.01	0.00
CSR Limited	25,651.00	(35,359.42)
Coles Group Limited.	(2,399.17)	2,786.40
Elders Limited	(13,816.99)	2,390.96
Endeavour Group Limited	0.00	(2,226.07)
G8 Education Limited	28,007.50	568.50
Healius Limited	(4,092.12)	0.00
Insignia Financial Ltd	47,381.33	(56,159.44)
Insurance Australia Group Limited	7,772.00	(4,640.00)
Invocare Limited	8,328.30	(4,340.10)
National Australia Bank Limited	(5,716.08)	6,556.68
Orica Limited	(1,316.00)	3,486.00
Suncorp Group Limited	9,994.82	(517.66)

Notes to the Financial Statements

For the year ended 30 June 2023

Tabcorp Holdings Limited	731.47	(11,978.72)
Telstra Group Limited	9,855.00	1,971.00
The Lottery Corporation Limited	4,644.32	18,562.00
Westpac Banking Corporation	11,776.00	(38,866.72)
Woodside Energy Group Ltd	1,356.76	709.28
Woolworths Group Limited	5,026.21	(3,079.01)
	<u>132,466.78</u>	<u>(155,685.67)</u>
Stapled Securities		
Charter Hall Long Wale Reit	(2,343.15)	0.00
	<u>(2,343.15)</u>	<u>0.00</u>
Total Unrealised Movement	<u>150,123.63</u>	<u>(45,685.67)</u>
Realised Movements in Market Value		
	2023	2022
	\$	\$
Shares in Listed Companies (Australian)		
AMP Limited	(3,078.75)	0.00
Coles Group Limited.	5,403.37	0.00
Endeavour Group Limited	0.00	2,980.14
G8 Education Limited	(28,898.49)	0.00
Insignia Financial Ltd	(39,465.43)	0.00
The Lottery Corporation Limited	2,464.12	0.00
	<u>(63,575.19)</u>	<u>2,980.14</u>
Total Realised Movement	<u>(63,575.19)</u>	<u>2,980.14</u>
Changes in Market Values	<u>86,548.44</u>	<u>(42,705.53)</u>
Note 13: Income Tax Expense		
	2023	2022
	\$	\$
The components of tax expense comprise		
Current Tax	(15,067.63)	(18,022.93)
Deferred Tax Liability/Asset	(1,478.66)	(1,928.63)
	<u>(16,546.29)</u>	<u>(19,951.56)</u>

Notes to the Financial Statements

For the year ended 30 June 2023

The prima facie tax on benefits accrued before income tax is reconciled to the income tax as follows:

Prima facie tax payable on benefits accrued before income tax at 15%	24,684.56	4,586.88
Less:		
Tax effect of:		
Increase in MV of Investments	22,518.54	0.00
Exempt Pension Income	11,629.35	11,927.40
Realised Accounting Capital Gains	(9,536.28)	447.02
Accounting Trust Distributions	210.00	0.00
Add:		
Tax effect of:		
Decrease in MV of Investments	0.00	6,852.85
SMSF Non-Deductible Expenses	1,974.30	2,159.85
Pension Payments	5,070.00	5,032.50
Franking Credits	3,887.46	4,284.87
Taxable Trust Distributions	53.97	0.00
Rounding	0.07	0.37
Income Tax on Taxable Income or Loss	10,848.75	10,542.90
Less credits:		
Franking Credits	25,916.38	28,565.83
Current Tax or Refund	<u>(15,067.63)</u>	<u>(18,022.93)</u>

Signature as prescribed in tax return

Self-managed superannuation fund annual return **2023**

Who should complete this annual return?

Only self-managed superannuation funds (SMSFs) can complete this annual return. All other funds must complete the *Fund income tax return 2023* (NAT 71287).

- !** The *Self-managed superannuation fund annual return instructions 2023* (NAT 71606) (the instructions) can assist you to complete this annual return.
- The SMSF annual return cannot be used to notify us of a change in fund membership. You must update fund details via ABR.gov.au or complete the Change of details for superannuation entities form (NAT 3036).

To complete this annual return

- Print clearly, using a BLACK pen only.
- Use BLOCK LETTERS and print one character per box.

S	M	/	T	#		S	T				
---	---	---	---	---	--	---	---	--	--	--	--

- Place in ALL applicable boxes.

➤ Postal address for annual returns:

Australian Taxation Office
GPO Box 9845
[insert the name and postcode
of your capital city]

For example;

Australian Taxation Office
GPO Box 9845
SYDNEY NSW 2001

Section A: Fund information

1 Tax file number (TFN)

➤ To assist processing, write the fund's TFN at the top of pages 3, 5, 7, 9 and 11.

- !** The ATO is authorised by law to request your TFN. You are not obliged to quote your TFN but not quoting it could increase the chance of delay or error in processing your annual return. See the Privacy note in the Declaration.

2 Name of self-managed superannuation fund (SMSF)

Ameroo Super

3 Australian business number (ABN) (if applicable)

4 Current postal address

5/113 Darling St

Suburb/town

Dubbo

State/territory

NSW

Postcode

2830

5 Annual return status

Is this an amendment to the SMSF's 2023 return?

A No Yes

Is this the first required return for a newly registered SMSF?

B No Yes

Signature as prescribed in tax return

Tax File Number

969203968

6 SMSF auditor

Auditor's name

Title: Mr Mrs Miss Ms Other

Family name

Boys

First given name

Other given names

Anthony William

SMSF Auditor Number

Auditor's phone number

100014140

61410712708

Postal address

PO Box 3376

Suburb/town

State/territory

Postcode

Rundle Mall

SA

5000

Date audit was completed **A** / /

Was Part A of the audit report qualified? **B** No Yes

Was Part B of the audit report qualified? **C** No Yes

If Part B of the audit report was qualified, have the reported issues been rectified? **D** No Yes

7 Electronic funds transfer (EFT)

We need your self-managed super fund's financial institution details to pay any super payments and tax refunds owing to you.

A Fund's financial institution account details

This account is used for super contributions and rollovers. Do not provide a tax agent account here.

Fund BSB number 182512

Fund account number 963646641

Fund account name

Ameroo Super

I would like my tax refunds made to this account. Go to C.

B Financial institution account details for tax refunds

This account is used for tax refunds. You can provide a tax agent account here.

BSB number

Account number

Account name

C Electronic service address alias

Provide the electronic service address alias (ESA) issued by your SMSF messaging provider. (For example, SMSFdataESAAlias). See instructions for more information.

BGLSF360

Signature as prescribed in tax return

Tax File Number

969203968

8 Status of SMSF

Australian superannuation fund

A No Yes

Fund benefit structure **B** **A** Code

Does the fund trust deed allow acceptance of the Government's Super Co-contribution and Low Income Super Amounts?

C No Yes

9 Was the fund wound up during the income year?

No Yes If yes, provide the date on which the fund was wound up

Day

Month

Year

Have all tax lodgment and payment obligations been met?

No Yes

10 Exempt current pension income

Did the fund pay retirement phase superannuation income stream benefits to one or more members in the income year?

To claim a tax exemption for current pension income, you must pay at least the minimum benefit payment under the law. Record exempt current pension income at Label **A**.

No Go to Section B: Income.

Yes Exempt current pension income amount **A** \$ 77,529

Which method did you use to calculate your exempt current pension income?

Segregated assets method **B**

Unsegregated assets method **C** Was an actuarial certificate obtained? **D** Yes

Did the fund have any other income that was assessable?

E Yes Go to Section B: Income.

No Choosing 'No' means that you do not have any assessable income, including no-TFN quoted contributions. Go to Section C: Deductions and non-deductible expenses. (Do **not** complete Section B: Income.)

If you are entitled to claim any tax offsets, you can list these at Section D: Income tax calculation statement.

Signature as prescribed in tax return

Tax File Number

Section B: Income

Do not complete this section if all superannuation interests in the SMSF were supporting superannuation income streams in the retirement phase for the **entire year**, there was **no** other income that was assessable, and you **have not** realised a deferred notional gain. If you are entitled to claim any tax offsets, you can record these at Section D: Income tax calculation statement.

11 Income

Did you have a capital gains tax (CGT) event during the year? **G** No Yes

If the total capital loss or total capital gain is greater than \$10,000 or you elected to use the transitional CGT relief in 2017 and the deferred notional gain has been realised, complete and attach a *Capital gains tax (CGT) schedule 2023*.

Have you applied an exemption or rollover? **M** No Yes Code

Net capital gain **A** \$

Gross rent and other leasing and hiring income **B** \$

Gross interest **C** \$

Forestry managed investment scheme income **X** \$

Gross foreign income **D1** \$ Net foreign income **D** \$ Loss

Australian franking credits from a New Zealand company **E** \$

Transfers from foreign funds **F** \$ Number

Gross payments where ABN not quoted **H** \$

Calculation of assessable contributions
Assessable employer contributions

R1 \$

plus Assessable personal contributions **R2** \$

plus ****No-TFN-quoted contributions**
R3 \$
(an amount must be included even if it is zero)

less Transfer of liability to life insurance company or PST **R6** \$

Gross distribution from partnerships **I** \$ Loss

*Unfranked dividend amount **J** \$

*Franked dividend amount **K** \$

*Dividend franking credit **L** \$

*Gross trust distributions **M** \$ Code

Assessable contributions
R \$
(R1 plus R2 plus R3 less R6)

Calculation of non-arm's length income

*Net non-arm's length private company dividends **U1** \$

plus *Net non-arm's length trust distributions **U2** \$

plus *Net other non-arm's length income **U3** \$

*Other income **S** \$ Code

*Assessable income due to changed tax status of fund **T** \$

Net non-arm's length income
U \$
(subject to 45% tax rate) (U1 plus U2 plus U3)

#This is a mandatory label.
*If an amount is entered at this label, check the instructions to ensure the correct tax treatment has been applied.

GROSS INCOME (Sum of labels **A** to **U**) **W** \$ Loss

Exempt current pension income **Y** \$

TOTAL ASSESSABLE INCOME (**W** less **Y**) **V** \$ Loss

Signature as prescribed in tax return

Tax File Number

969203968

Section C: Deductions and non-deductible expenses

12 Deductions and non-deductible expenses

- Under 'Deductions' list all expenses and allowances you are entitled to claim a deduction for. Under 'Non-deductible expenses', list all other expenses or normally allowable deductions that you cannot claim as a deduction (for example, all expenses related to exempt current pension income should be recorded in the 'Non-deductible expenses' column).

DEDUCTIONS		NON-DEDUCTIBLE EXPENSES	
Interest expenses within Australia	A1 \$ <input type="text"/>	A2 \$ <input type="text"/>	
Interest expenses overseas	B1 \$ <input type="text"/>	B2 \$ <input type="text"/>	
Capital works expenditure	D1 \$ <input type="text"/>	D2 \$ <input type="text"/>	
Decline in value of depreciating assets	E1 \$ <input type="text"/>	E2 \$ <input type="text"/>	
Insurance premiums – members	F1 \$ <input type="text"/>	F2 \$ <input type="text"/>	
SMSF auditor fee	H1 \$ <input type="text" value="204"/>	H2 \$ <input type="text" value="180"/>	
Investment expenses	I1 \$ <input type="text" value="12,989"/>	I2 \$ <input type="text" value="11,518"/>	
Management and administration expenses	J1 \$ <input type="text" value="1,817"/>	J2 \$ <input type="text" value="1,382"/>	
Forestry managed investment scheme expense	U1 \$ <input type="text"/>	U2 \$ <input type="text"/>	
Other amounts	L1 \$ <input type="text" value="93"/> <input type="text" value="0"/> Code	L2 \$ <input type="text" value="82"/> <input type="text" value="0"/> Code	
Tax losses deducted	M1 \$ <input type="text"/>		

TOTAL DEDUCTIONS
N \$
 (Total **A1** to **M1**)

TOTAL NON-DEDUCTIBLE EXPENSES
Y \$
 (Total **A2** to **L2**)

#TAXABLE INCOME OR LOSS Loss
O \$
 (TOTAL ASSESSABLE INCOME less TOTAL DEDUCTIONS)

TOTAL SMSF EXPENSES
Z \$
 (N plus Y)

#This is a mandatory label.

Signature as prescribed in tax return

Tax File Number

969203968

Section D: Income tax calculation statement**#Important:**

Section B label **R3**, Section C label **O** and Section D labels **A, T1, J, T5** and **I** are mandatory. If you leave these labels blank, you will have specified a zero amount.

13 Calculation statement

Please refer to the *Self-managed superannuation fund annual return instructions 2023* on how to complete the calculation statement.

#Taxable income **A** \$ *(an amount must be included even if it is zero)*#Tax on taxable income **T1** \$ *(an amount must be included even if it is zero)*#Tax on no-TFN-quoted contributions **J** \$ *(an amount must be included even if it is zero)*Gross tax **B** \$ *(T1 plus J)*

Foreign income tax offset

C1 \$

Rebates and tax offsets

C2 \$

Non-refundable non-carry forward tax offsets

C \$ *(C1 plus C2)*

SUBTOTAL 1

T2 \$ *(B less C – cannot be less than zero)*

Early stage venture capital limited partnership tax offset

D1 \$

Early stage venture capital limited partnership tax offset carried forward from previous year

D2 \$

Early stage investor tax offset

D3 \$

Early stage investor tax offset carried forward from previous year

D4 \$

Non-refundable carry forward tax offsets

D \$ *(D1 plus D2 plus D3 plus D4)*

SUBTOTAL 2

T3 \$ *(T2 less D – cannot be less than zero)*

Complying fund's franking credits tax offset

E1 \$

No-TFN tax offset

E2 \$

National rental affordability scheme tax offset

E3 \$

Exploration credit tax offset

E4 \$

Refundable tax offsets

E \$ *(E1 plus E2 plus E3 plus E4)*#TAX PAYABLE **T5** \$ *(T3 less E – cannot be less than zero)*

Section 102AAM interest charge

G \$

Signature as prescribed in tax return

Tax File Number

969203968

H2	Credit for tax withheld – foreign resident withholding (excluding capital gains)	<input type="text"/>	
H3	Credit for tax withheld – where ABN or TFN not quoted (non-individual)	<input type="text"/>	
H5	Credit for TFN amounts withheld from payments from closely held trusts	<input type="text" value="0.00"/>	
H6	Credit for interest on no-TFN tax offset	<input type="text"/>	
H8	Credit for foreign resident capital gains withholding amounts	<input type="text" value="0.00"/>	
	Eligible credits		H
		<input type="text"/>	
			<i>(H2 plus H3 plus H5 plus H6 plus H8)</i>

#Tax offset refunds (Remainder of refundable tax offsets)	I	<input type="text" value="15,067.63"/>
		<i>(unused amount from label E – an amount must be included even if it is zero)</i>

PAYG instalments raised

K \$

Supervisory levy

L \$

Supervisory levy adjustment for wound up funds

M \$

Supervisory levy adjustment for new funds

N \$

AMOUNT DUE OR REFUNDABLE A positive amount at S is what you owe, while a negative amount is refundable to you.	S	<input type="text" value="-14,808.63"/>
		<i>(T5 plus G less H less I less K plus L less M plus N)</i>

#This is a mandatory label.

Section E: Losses

14 Losses

! If total loss is greater than \$100,000, complete and attach a *Losses schedule 2023*.

Tax losses carried forward to later income years	U	<input type="text"/>
Net capital losses carried forward to later income years	V	<input type="text" value="99,246"/>

Signature as prescribed in tax return

Tax File Number

969203968

Section F: Member information

MEMBER 1

Title: Mr Mrs Miss Ms Other

Family name

Kater

First given name

Charmian

Other given names

Member's TFN

See the Privacy note in the Declaration.

257677855

Date of birth

Day Month Year

30/07/1947

Contributions

OPENING ACCOUNT BALANCE \$ 2,850,256.35

Refer to instructions for completing these labels.

Employer contributions

A \$

ABN of principal employer

A1

Personal contributions

B \$

CGT small business retirement exemption

C \$

CGT small business 15-year exemption amount

D \$

Personal injury election

E \$

Spouse and child contributions

F \$

Other third party contributions

G \$

Proceeds from primary residence disposal
H \$

H1 Receipt date / /

Assessable foreign superannuation fund amount
I \$

Non-assessable foreign superannuation fund amount
J \$

Transfer from reserve: assessable amount
K \$

Transfer from reserve: non-assessable amount
L \$

Contributions from non-complying funds
and previously non-complying funds
T \$

Any other contributions
(including Super Co-contributions
and Low Income Super Amounts)
M \$

TOTAL CONTRIBUTIONS N \$
(Sum of labels A to M)

Other transactions

Accumulation phase account balance

S1 \$ 1,608,413.43

Retirement phase account balance
- Non CDBIS

S2 \$ 1,422,952.92

Retirement phase account balance
- CDBIS

S3 \$ 0.00

0 TRIS Count

CLOSING ACCOUNT BALANCE S \$ 3,031,366.35
(S1 plus S2 plus S3)

Allocated earnings or losses
O \$ 214,910.00 Loss

Inward rollovers and transfers
P \$

Outward rollovers and transfers
Q \$

Lump Sum payments
R1 \$ Code

Income stream payments
R2 \$ 33,800.00 Code

Accumulation phase value X1 \$

Retirement phase value X2 \$

Outstanding limited recourse
borrowing arrangement amount Y \$

Signature as prescribed in tax return

Tax File Number

MEMBER 2

Title: Mr Mrs Miss Ms Other

Family name

First given name

Other given names

Member's TFN See the Privacy note in the Declaration.

Date of birth

Contributions OPENING ACCOUNT BALANCE \$

! Refer to instructions for completing these labels.

Employer contributions
A \$

ABN of principal employer
A1

Personal contributions
B \$

CGT small business retirement exemption
C \$

CGT small business 15-year exemption amount
D \$

Personal injury election
E \$

Spouse and child contributions
F \$

Other third party contributions
G \$

Proceeds from primary residence disposal
H \$

H1 Receipt date / /

Assessable foreign superannuation fund amount
I \$

Non-assessable foreign superannuation fund amount
J \$

Transfer from reserve: assessable amount
K \$

Transfer from reserve: non-assessable amount
L \$

Contributions from non-complying funds and previously non-complying funds
T \$

Any other contributions (including Super Co-contributions and Low Income Super Amounts)
M \$

TOTAL CONTRIBUTIONS N \$
(Sum of labels **A** to **M**)

Other transactions

Accumulation phase account balance
S1 \$

Retirement phase account balance - Non CDBIS
S2 \$

Retirement phase account balance - CDBIS
S3 \$

TRIS Count

CLOSING ACCOUNT BALANCE S \$
(**S1** plus **S2** plus **S3**)

Allocated earnings or losses
O \$ Loss

Inward rollovers and transfers
P \$

Outward rollovers and transfers
Q \$

Lump Sum payments
R1 \$ Code

Income stream payments
R2 \$ Code

Accumulation phase value **X1** \$

Retirement phase value **X2** \$

Outstanding limited recourse borrowing arrangement amount **Y** \$

Signature as prescribed in tax return

Tax File Number

969203968

MEMBER 3

Title: Mr Mrs Miss Ms Other

Family name

First given name

Other given names

Member's TFN

See the Privacy note in the Declaration.

Date of birth

Day Month Year

Contributions

OPENING ACCOUNT BALANCE \$

i Refer to instructions for completing these labels.

Employer contributions

A \$

ABN of principal employer

A1

Personal contributions

B \$

CGT small business retirement exemption

C \$

CGT small business 15-year exemption amount

D \$

Personal injury election

E \$

Spouse and child contributions

F \$

Other third party contributions

G \$

Proceeds from primary residence disposal

H \$

Receipt date Day / Month / Year

H1 / /

Assessable foreign superannuation fund amount

I \$

Non-assessable foreign superannuation fund amount

J \$

K \$

Transfer from reserve: assessable amount

L \$

Transfer from reserve: non-assessable amount

L \$

Contributions from non-complying funds and previously non-complying funds

T \$

Any other contributions (including Super Co-contributions and Low Income Super Amounts)

M \$

TOTAL CONTRIBUTIONS

N \$

(Sum of labels **A** to **M**)

Other transactions

Accumulation phase account balance

S1 \$

Retirement phase account balance - Non CDBIS

S2 \$

Retirement phase account balance - CDBIS

S3 \$

TRIS Count

CLOSING ACCOUNT BALANCE

S \$

(**S1** plus **S2** plus **S3**)

Allocated earnings or losses

O \$

Loss

Inward rollovers and transfers

P \$

Outward rollovers and transfers

Q \$

Lump Sum payments

R1 \$

Code

Income stream payments

R2 \$

Code

Accumulation phase value **X1** \$

Retirement phase value **X2** \$

Outstanding limited recourse borrowing arrangement amount **Y** \$

Signature as prescribed in tax return

Tax File Number

969203968

MEMBER 4

Title: Mr Mrs Miss Ms Other

Family name

First given name

Other given names

Member's TFN

See the Privacy note in the Declaration.

Date of birth

Day Month Year

Contributions

OPENING ACCOUNT BALANCE \$

! Refer to instructions for completing these labels.

Employer contributions
A \$

ABN of principal employer
A1

Personal contributions
B \$

CGT small business retirement exemption
C \$

CGT small business 15-year exemption amount
D \$

Personal injury election
E \$

Spouse and child contributions
F \$

Other third party contributions
G \$

Proceeds from primary residence disposal
H \$

H1 Receipt date / /

Assessable foreign superannuation fund amount
I \$

Non-assessable foreign superannuation fund amount
J \$

Transfer from reserve: assessable amount
K \$

Transfer from reserve: non-assessable amount
L \$

Contributions from non-complying funds and previously non-complying funds
T \$

Any other contributions (including Super Co-contributions and Low Income Super Amounts)
M \$

TOTAL CONTRIBUTIONS

N \$

(Sum of labels **A** to **M**)

Other transactions

Accumulation phase account balance
S1 \$

Retirement phase account balance - Non CDBIS
S2 \$

Retirement phase account balance - CDBIS
S3 \$

TRIS Count

CLOSING ACCOUNT BALANCE

S \$

(**S1 plus S2 plus S3**)

Allocated earnings or losses
O \$

Loss

Inward rollovers and transfers
P \$

Outward rollovers and transfers
Q \$

Lump Sum payments
R1 \$

Code

Income stream payments
R2 \$

Code

Accumulation phase value **X1 \$**

Retirement phase value **X2 \$**

Outstanding limited recourse borrowing arrangement amount **Y \$**

Signature as prescribed in tax return

Tax File Number

969203968

MEMBER 5

Title: Mr Mrs Miss Ms Other

Family name

First given name

Other given names

Member's TFN

See the Privacy note in the Declaration.

Date of birth

Day Month Year

Contributions

OPENING ACCOUNT BALANCE \$

i Refer to instructions for completing these labels.

Employer contributions

A \$

ABN of principal employer

A1

Personal contributions

B \$

CGT small business retirement exemption

C \$

CGT small business 15-year exemption amount

D \$

Personal injury election

E \$

Spouse and child contributions

F \$

Other third party contributions

G \$

Proceeds from primary residence disposal

H \$

Day Month Year

H1 Receipt date / /

Assessable foreign superannuation fund amount

I \$

Non-assessable foreign superannuation fund amount

J \$

Transfer from reserve: assessable amount

K \$

Transfer from reserve: non-assessable amount

L \$

Contributions from non-complying funds and previously non-complying funds

T \$

Any other contributions (including Super Co-contributions and Low Income Super Amounts)

M \$

TOTAL CONTRIBUTIONS

N \$

(Sum of labels **A** to **M**)

Other transactions

Accumulation phase account balance

S1 \$

Retirement phase account balance - Non CDBIS

S2 \$

Retirement phase account balance - CDBIS

S3 \$

TRIS Count

CLOSING ACCOUNT BALANCE

S \$

(**S1** plus **S2** plus **S3**)

Allocated earnings or losses

O \$

Loss

Inward rollovers and transfers

P \$

Outward rollovers and transfers

Q \$

Lump Sum payments

R1 \$

Code

Income stream payments

R2 \$

Code

Accumulation phase value **X1** \$

Retirement phase value **X2** \$

Outstanding limited recourse borrowing arrangement amount

Y \$

Signature as prescribed in tax return

Tax File Number

969203968

MEMBER 6

Title: Mr Mrs Miss Ms Other

Family name

First given name

Other given names

Member's TFN

See the Privacy note in the Declaration.

Date of birth

Day Month Year

Contributions

OPENING ACCOUNT BALANCE \$

Refer to instructions for completing these labels.

Employer contributions

A \$

ABN of principal employer

A1

Personal contributions

B \$

CGT small business retirement exemption

C \$

CGT small business 15-year exemption amount

D \$

Personal injury election

E \$

Spouse and child contributions

F \$

Other third party contributions

G \$

Proceeds from primary residence disposal

H \$

Day Month Year

H1 Receipt date / /

Assessable foreign superannuation fund amount

I \$

Non-assessable foreign superannuation fund amount

J \$

Transfer from reserve: assessable amount

K \$

Transfer from reserve: non-assessable amount

L \$

Contributions from non-complying funds and previously non-complying funds

T \$

Any other contributions (including Super Co-contributions and Low Income Super Amounts)

M \$

TOTAL CONTRIBUTIONS

N \$

(Sum of labels A to M)

Other transactions

Accumulation phase account balance

S1 \$

Retirement phase account balance - Non CDBIS

S2 \$

Retirement phase account balance - CDBIS

S3 \$

TRIS Count

CLOSING ACCOUNT BALANCE

S \$

(S1 plus S2 plus S3)

Allocated earnings or losses

O \$

Loss

Inward rollovers and transfers

P \$

Outward rollovers and transfers

Q \$

Lump Sum payments

R1 \$

Code

Income stream payments

R2 \$

Code

Accumulation phase value X1 \$

Retirement phase value X2 \$

Outstanding limited recourse borrowing arrangement amount

Y \$

Signature as prescribed in tax return

Tax File Number 969203968

Section G: Supplementary member information

MEMBER 7

Title: Mr Mrs Miss Ms Other

Account status

Code

Family name

First given name

Other given names

Member's TFN

See the Privacy note in the Declaration.

Date of birth

Day Month Year

If deceased, date of death

Day / Month / Year

Contributions

OPENING ACCOUNT BALANCE \$

i Refer to instructions for completing these labels.

- Employer contributions
A \$
- ABN of principal employer
A1
- Personal contributions
B \$
- CGT small business retirement exemption
C \$
- CGT small business 15-year exemption amount
D \$
- Personal injury election
E \$
- Spouse and child contributions
F \$
- Other third party contributions
G \$

- Proceeds from primary residence disposal
H \$
- Receipt date / /
H1
- Assessable foreign superannuation fund amount
I \$
- Non-assessable foreign superannuation fund amount
J \$
- Transfer from reserve: assessable amount
K \$
- Transfer from reserve: non-assessable amount
L \$
- Contributions from non-complying funds and previously non-complying funds
T \$
- Any other contributions (including Super Co-contributions and Low Income Super Amounts)
M \$

TOTAL CONTRIBUTIONS N \$
(Sum of labels **A** to **M**)

Other transactions

- Accumulation phase account balance
S1 \$
- Retirement phase account balance - Non CDBIS
S2 \$
- Retirement phase account balance - CDBIS
S3 \$

- Allocated earnings or losses
O \$ Loss
- Inward rollovers and transfers
P \$
- Outward rollovers and transfers
Q \$
- Lump Sum payments
R1 \$ Code
- Income stream payments
R2 \$ Code

TRIS Count **CLOSING ACCOUNT BALANCE S** \$
(**S1** plus **S2** plus **S3**)

Accumulation phase value **X1** \$

Retirement phase value **X2** \$

Outstanding limited recourse borrowing arrangement amount **Y** \$

Signature as prescribed in tax return

Tax File Number

969203968

MEMBER 8

Title: Mr Mrs Miss Ms Other

Account status

Code

Family name

First given name

Other given names

Member's TFN

See the Privacy note in the Declaration.

Date of birth

Day Month Year

If deceased, date of death

Day / Month / Year

Contributions

OPENING ACCOUNT BALANCE \$

Refer to instructions for completing these labels.

Employer contributions
A \$

ABN of principal employer
A1

Personal contributions
B \$

CGT small business retirement exemption
C \$

CGT small business 15-year exemption amount
D \$

Personal injury election
E \$

Spouse and child contributions
F \$

Other third party contributions
G \$

Proceeds from primary residence disposal
H \$

H1 Receipt date / /

Assessable foreign superannuation fund amount
I \$

Non-assessable foreign superannuation fund amount
J \$

Transfer from reserve: assessable amount
K \$

Transfer from reserve: non-assessable amount
L \$

Contributions from non-complying funds and previously non-complying funds
T \$

Any other contributions (including Super Co-contributions and Low Income Super Amounts)
M \$

TOTAL CONTRIBUTIONS **N** \$
(Sum of labels **A** to **M**)

Other transactions

Accumulation phase account balance
S1 \$

Retirement phase account balance - Non CDBIS
S2 \$

Retirement phase account balance - CDBIS
S3 \$

TRIS Count

CLOSING ACCOUNT BALANCE **S** \$
(**S1** plus **S2** plus **S3**)

Allocated earnings or losses
O \$

Loss

Inward rollovers and transfers
P \$

Outward rollovers and transfers
Q \$

Lump Sum payments
R1 \$

Code

Income stream payments
R2 \$

Code

Accumulation phase value **X1** \$

Retirement phase value **X2** \$

Outstanding limited recourse borrowing arrangement amount **Y** \$

Signature as prescribed in tax return

Tax File Number 969203968

MEMBER 9

Title: Mr Mrs Miss Ms Other

Account status

Code

Family name

First given name

Other given names

Member's TFN

See the Privacy note in the Declaration.

Date of birth

Day Month Year

If deceased, date of death

Day / Month / Year

Contributions

OPENING ACCOUNT BALANCE \$

i Refer to instructions for completing these labels.

Employer contributions
A \$

ABN of principal employer
A1

Personal contributions
B \$

CGT small business retirement exemption
C \$

CGT small business 15-year exemption amount
D \$

Personal injury election
E \$

Spouse and child contributions
F \$

Other third party contributions
G \$

Proceeds from primary residence disposal
H \$

H1 Receipt date / /

Assessable foreign superannuation fund amount
I \$

Non-assessable foreign superannuation fund amount
J \$

Transfer from reserve: assessable amount
K \$

Transfer from reserve: non-assessable amount
L \$

Contributions from non-complying funds and previously non-complying funds
T \$

Any other contributions (including Super Co-contributions and Low Income Super Amounts)
M \$

TOTAL CONTRIBUTIONS N \$
(Sum of labels **A** to **M**)

Other transactions

Accumulation phase account balance
S1 \$

Retirement phase account balance - Non CDBIS
S2 \$

Retirement phase account balance - CDBIS
S3 \$

TRIS Count

CLOSING ACCOUNT BALANCE S \$
(**S1** plus **S2** plus **S3**)

Allocated earnings or losses
O \$

Loss

Inward rollovers and transfers
P \$

Outward rollovers and transfers
Q \$

Lump Sum payments
R1 \$

Code

Income stream payments
R2 \$

Code

Accumulation phase value **X1** \$

Retirement phase value **X2** \$

Outstanding limited recourse borrowing arrangement amount **Y** \$

Signature as prescribed in tax return

Tax File Number

969203968

MEMBER 10

Title: Mr Mrs Miss Ms Other

Account status

Code

Family name

First given name

Other given names

Member's TFN

See the Privacy note in the Declaration.

Date of birth

Day Month Year

If deceased, date of death

Day / Month / Year

Contributions

OPENING ACCOUNT BALANCE \$

Refer to instructions for completing these labels.

A \$ Employer contributions

A1 ABN of principal employer

B \$ Personal contributions

C \$ CGT small business retirement exemption

D \$ CGT small business 15-year exemption amount

E \$ Personal injury election

F \$ Spouse and child contributions

G \$ Other third party contributions

H \$ Proceeds from primary residence disposal

H1 Receipt date / /

I \$ Assessable foreign superannuation fund amount

J \$ Non-assessable foreign superannuation fund amount

K \$ Transfer from reserve: assessable amount

L \$ Transfer from reserve: non-assessable amount

T \$ Contributions from non-complying funds and previously non-complying funds

M \$ Any other contributions (including Super Co-contributions and Low Income Super Amounts)

TOTAL CONTRIBUTIONS N \$ (Sum of labels A to M)

Other transactions

S1 \$ Accumulation phase account balance

S2 \$ Retirement phase account balance - Non CDBIS

S3 \$ Retirement phase account balance - CDBIS

TRIS Count

CLOSING ACCOUNT BALANCE S \$ (S1 plus S2 plus S3)

O \$ Allocated earnings or losses

Loss

P \$ Inward rollovers and transfers

Q \$ Outward rollovers and transfers

R1 \$ Lump Sum payments

Code

R2 \$ Income stream payments

Code

Accumulation phase value X1 \$

Retirement phase value X2 \$

Outstanding limited recourse borrowing arrangement amount Y \$

Signature as prescribed in tax return

Tax File Number 969203968

MEMBER 11

Title: Mr Mrs Miss Ms Other

Account status

Family name

First given name

Other given names

Member's TFN

See the Privacy note in the Declaration.

Date of birth

Day Month Year

If deceased, date of death

Day Month Year

Contributions

OPENING ACCOUNT BALANCE \$

Refer to instructions for completing these labels.

A \$ Employer contributions

A1 ABN of principal employer

B \$ Personal contributions

C \$ CGT small business retirement exemption

D \$ CGT small business 15-year exemption amount

E \$ Personal injury election

F \$ Spouse and child contributions

G \$ Other third party contributions

H \$ Proceeds from primary residence disposal

H1 Receipt date Day Month Year

I \$ Assessable foreign superannuation fund amount

J \$ Non-assessable foreign superannuation fund amount

K \$ Transfer from reserve: assessable amount

L \$ Transfer from reserve: non-assessable amount

T \$ Contributions from non-complying funds and previously non-complying funds

M \$ Any other contributions (including Super Co-contributions and Low Income Super Amounts)

TOTAL CONTRIBUTIONS N \$ (Sum of labels A to M)

Other transactions

S1 \$ Accumulation phase account balance

S2 \$ Retirement phase account balance - Non CDBIS

S3 \$ Retirement phase account balance - CDBIS

TRIS Count

CLOSING ACCOUNT BALANCE S \$ (S1 plus S2 plus S3)

O \$ Allocated earnings or losses

P \$ Inward rollovers and transfers

Q \$ Outward rollovers and transfers

R1 \$ Lump Sum payments

R2 \$ Income stream payments

X1 \$ Accumulation phase value

X2 \$ Retirement phase value

Y \$ Outstanding limited recourse borrowing arrangement amount

Signature as prescribed in tax return

Tax File Number

969203968

MEMBER 12

Title: Mr Mrs Miss Ms Other

Account status

Code

Family name

First given name

Other given names

Member's TFN

See the Privacy note in the Declaration.

Date of birth

Day Month Year

If deceased, date of death

Day Month Year

Contributions

OPENING ACCOUNT BALANCE \$

I Refer to instructions for completing these labels.

A Employer contributions \$

A1 ABN of principal employer

B Personal contributions \$

C CGT small business retirement exemption \$

D CGT small business 15-year exemption amount \$

E Personal injury election \$

F Spouse and child contributions \$

G Other third party contributions \$

H Proceeds from primary residence disposal \$

H1 Receipt date Day / Month / Year

I Assessable foreign superannuation fund amount \$

J Non-assessable foreign superannuation fund amount \$

K Transfer from reserve: assessable amount \$

L Transfer from reserve: non-assessable amount \$

T Contributions from non-complying funds and previously non-complying funds \$

M Any other contributions (including Super Co-contributions and Low Income Super Amounts) \$

TOTAL CONTRIBUTIONS

N \$

(Sum of labels **A** to **M**)

Other transactions

S1 Accumulation phase account balance \$

S2 Retirement phase account balance - Non CDBIS \$

S3 Retirement phase account balance - CDBIS \$

TRIS Count

CLOSING ACCOUNT BALANCE

S \$

(**S1** plus **S2** plus **S3**)

O Allocated earnings or losses \$

Loss

P Inward rollovers and transfers \$

Q Outward rollovers and transfers \$

R1 Lump Sum payments \$

Code

R2 Income stream payments \$

Code

Accumulation phase value **X1** \$

Retirement phase value **X2** \$

Outstanding limited recourse borrowing arrangement amount **Y** \$

Signature as prescribed in tax return

Tax File Number 969203968

Section H: Assets and liabilities

15 ASSETS

15a Australian managed investments

Listed trusts **A** \$

Unlisted trusts **B** \$

Insurance policy **C** \$

Other managed investments **D** \$

15b Australian direct investments

Cash and term deposits **E** \$

Limited recourse borrowing arrangements		Debt securities F \$ <input type="text"/>
Australian residential real property	J1 \$ <input type="text"/>	Loans G \$ <input type="text"/>
Australian non-residential real property	J2 \$ <input type="text"/>	Listed shares H \$ <input type="text" value="1,279,787"/>
Overseas real property	J3 \$ <input type="text"/>	Unlisted shares I \$ <input type="text"/>
Australian shares	J4 \$ <input type="text"/>	Limited recourse borrowing arrangements J \$ <input type="text"/>
Overseas shares	J5 \$ <input type="text"/>	Non-residential real property K \$ <input type="text"/>
Other	J6 \$ <input type="text"/>	Residential real property L \$ <input type="text" value="1,615,000"/>
Property count	J7 <input type="text"/>	Collectables and personal use assets M \$ <input type="text"/>
		Other assets O \$ <input type="text" value="15,417"/>

15c Other investments

Crypto-Currency **N** \$

15d Overseas direct investments

Overseas shares **P** \$

Overseas non-residential real property **Q** \$

Overseas residential real property **R** \$

Overseas managed investments **S** \$

Other overseas assets **T** \$

TOTAL AUSTRALIAN AND OVERSEAS ASSETS **U** \$

(Sum of labels **A** to **T**)

15e In-house assets

Did the fund have a loan to, lease to or investment in, related parties (known as in-house assets) at the end of the income year? **A** No Yes \$

Signature as prescribed in tax return

Tax File Number

15f Limited recourse borrowing arrangements

If the fund had an LRBA were the LRBA borrowings from a licensed financial institution? **A** No Yes

Did the members or related parties of the fund use personal guarantees or other security for the LRBA? **B** No Yes

16 LIABILITIES

Borrowings for limited recourse borrowing arrangements	V1 \$	<input type="text"/>
Permissible temporary borrowings	V2 \$	<input type="text"/>
Other borrowings	V3 \$	<input type="text"/>
Borrowings		V \$ <input type="text"/>
Total member closing account balances (total of all CLOSING ACCOUNT BALANCES from Sections F and G)		W \$ <input type="text" value="3,031,365"/>
Reserve accounts		X \$ <input type="text"/>
Other liabilities		Y \$ <input type="text" value="15,480"/>
TOTAL LIABILITIES		Z \$ <input type="text" value="3,046,845"/>

Section I: Taxation of financial arrangements

17 Taxation of financial arrangements (TOFA)

Total TOFA gains **H** \$

Total TOFA losses **I** \$

Section J: Other information

Family trust election status

If the trust or fund has made, or is making, a family trust election, write the four-digit **income year specified** of the election (for example, for the 2022–23 income year, write 2023). **A**

If revoking or varying a family trust election, print **R** for revoke or print **V** for variation, and complete and attach the *Family trust election, revocation or variation 2023*. **B**

Interposed entity election status

If the trust or fund has an existing election, write the earliest income year specified. If the trust or fund is making one or more elections this year, write the earliest income year being specified and complete an *Interposed entity election or revocation 2023* for each election. **C**

If revoking an interposed entity election, print **R**, and complete and attach the *Interposed entity election or revocation 2023*. **D**

Signature as prescribed in tax return

Tax File Number

969203968

Section K: Declarations

 Penalties may be imposed for false or misleading information in addition to penalties relating to any tax shortfalls.

Important

Before making this declaration check to ensure that all income has been disclosed and the annual return, all attached schedules and any additional documents are true and correct in every detail. If you leave labels blank, you will have specified a zero amount or the label was not applicable to you. If you are in doubt about any aspect of the annual return, place all the facts before the ATO.

Privacy

The ATO is authorised by the *Taxation Administration Act 1953* to request the provision of tax file numbers (TFNs). We will use the TFN to identify the entity in our records. It is not an offence not to provide the TFN. However if you do not provide the TFN, the processing of this form may be delayed.

Taxation law authorises the ATO to collect information and disclose it to other government agencies. For information about your privacy go to ato.gov.au/privacy

TRUSTEE'S OR DIRECTOR'S DECLARATION:

I declare that, the current trustees and directors have authorised this annual return and it is documented as such in the SMSF's records. I have received a copy of the audit report and are aware of any matters raised therein. The information on this annual return, including any attached schedules and additional documentation is true and correct.

Authorised trustee's, director's or public officer's signature

Date / /

Preferred trustee or director contact details:

Title: Mr Mrs Miss Ms Other

Family name

First given name

Other given names

Phone number

Email address

Non-individual trustee name (if applicable)

ABN of non-individual trustee

Time taken to prepare and complete this annual return Hrs

 The Commissioner of Taxation, as Registrar of the Australian Business Register, may use the ABN and business details which you provide on this annual return to maintain the integrity of the register. For further information, refer to the instructions.

TAX AGENT'S DECLARATION:

I declare that the *Self-managed superannuation fund annual return 2023* has been prepared in accordance with information provided by the trustees, that the trustees have given me a declaration stating that the information provided to me is true and correct, and that the trustees have authorised me to lodge this annual return.

Tax agent's signature

Date / /

Tax agent's contact details

Title: Mr Mrs Miss Ms Other

Family name

First given name

Other given names

Tax agent's practice

Tax agent's phone number

Reference number

Tax agent number

Capital gains tax (CGT) schedule

2023

When completing this form

- Print clearly, using a black or dark blue pen only.
- Use BLOCK LETTERS and print one character in each box.

S M I T H S T

- Do not use correction fluid or covering stickers.
- Sign next to any corrections with your **full signature** (not initials).

- Use in conjunction with company, trust, fund income tax return or the self-managed superannuation fund annual return.
- Refer to the *Guide to capital gains tax 2023* available on our website at ato.gov.au for instructions on how to complete this schedule.

Tax file number (TFN)

- !** We are authorised by law to request your TFN. You do not have to quote your TFN. However, if you don't it could increase the chance of delay or error in processing your form.

Australian business number (ABN)

Taxpayer's name

Ameroo Super

1 Current year capital gains and capital losses

	Capital gain		Capital loss
Shares in companies listed on an Australian securities exchange	A \$ <input type="text" value="7,868"/>	K \$	<input type="text" value="71,442"/>
Other shares	B \$ <input type="text"/>	L \$	<input type="text"/>
Units in unit trusts listed on an Australian securities exchange	C \$ <input type="text" value="260"/>	M \$	<input type="text"/>
Other units	D \$ <input type="text"/>	N \$	<input type="text"/>
Real estate situated in Australia	E \$ <input type="text"/>	O \$	<input type="text"/>
Other real estate	F \$ <input type="text"/>	P \$	<input type="text"/>
Amount of capital gains from a trust (including a managed fund)	G \$ <input type="text"/>		
Collectables	H \$ <input type="text"/>	Q \$	<input type="text"/>
Other CGT assets and any other CGT events	I \$ <input type="text"/>	R \$	<input type="text"/>
Amount of capital gain previously deferred under transitional CGT relief for superannuation funds	S \$ <input type="text" value="0"/>		
Total current year capital gains	J \$ <input type="text" value="8,128"/>		

Add the amounts at labels **K** to **R** and write the total in item 2 label **A – Total current year capital losses**.

Signature as prescribed in tax return

Tax File Number

969203968

2 Capital lossesTotal current year capital losses **A** \$ Total current year capital losses applied **B** \$ Total prior year net capital losses applied **C** \$ Total capital losses transferred in applied
(only for transfers involving a foreign bank branch or
permanent establishment of a foreign financial entity) **D** \$ Total capital losses applied **E** \$ Add amounts at **B**, **C** and **D**.**3 Unapplied net capital losses carried forward**Net capital losses from collectables carried forward to later income years **A** \$ Other net capital losses carried forward to later income years **B** \$ Add amounts at **A** and **B** and transfer the total
to label **V** – **Net capital losses carried forward
to later income years** on your tax return.**4 CGT discount**Total CGT discount applied **A** \$ **5 CGT concessions for small business**Small business active asset reduction **A** \$ Small business retirement exemption **B** \$ Small business rollover **C** \$ Total small business concessions applied **D** \$ **6 Net capital gain**Net capital gain **A** \$ **1J** less **2E** less **4A** less **5D** (cannot be less than
zero). Transfer the amount at **A** to label **A** – **Net
capital gain** on your tax return.

Signature as prescribed in tax return

Tax File Number

7 Earnout arrangements

Are you a party to an earnout arrangement? **A** Yes, as a buyer Yes, as a seller No
 (Print in the appropriate box.)

! If you are a party to more than one earnout arrangement, copy and attach a separate sheet to this schedule providing the details requested here for each additional earnout arrangement.

How many years does the earnout arrangement run for? **B**

What year of that arrangement are you in? **C**

If you are the seller, what is the total estimated capital proceeds from the earnout arrangement? **D** \$

Amount of any capital gain or loss you made under your non-qualifying arrangement in the income year. **E** \$ / LOSS

! **Request for amendment**

If you received or provided a financial benefit under a look-through earnout right created in an earlier income year and you wish to seek an amendment to that earlier income year, complete the following:

Income year earnout right created **F**

Amended net capital gain or capital losses carried forward **G** \$ / LOSS

8 Other CGT information required (if applicable)

Small business 15 year exemption – exempt capital gains **A** \$ / CODE

Capital gains disregarded by a foreign resident **B** \$

Capital gains disregarded as a result of a scrip for scrip rollover **C** \$

Capital gains disregarded as a result of an inter-company asset rollover **D** \$

Capital gains disregarded by a demerging entity **E** \$

Signature as prescribed in tax return

Tax File Number

969203968

Taxpayer's declaration**!** If the schedule is not lodged with the income tax return you are required to sign and date the schedule.**Important**

Before making this declaration check to ensure that all the information required has been provided on this form and any attachments to this form, and that the information provided is true and correct in every detail. If you are in doubt about any aspect of the tax return, place all the facts before the ATO. The income tax law imposes heavy penalties for false or misleading statements.

Privacy

Taxation law authorises the ATO to collect information and disclose it to other government agencies. This includes personal information of the person authorised to sign the declaration. For information about your privacy go to ato.gov.au/privacy

I declare that the information on this form is true and correct.

Signature

Date

Day

Month

Year

 / /

Contact name

Charmian Kater

Daytime contact number (include area code)

0268474644

Losses schedule

2023

Companies and trusts that do not join consolidated groups should complete and attach this schedule to their 2023 tax return. Superannuation funds should complete and attach this schedule to their 2023 tax return.

Print neatly in BLOCK LETTERS with a black or blue ballpoint pen only. Print one letter or number in each box. Do not use correction fluid or tape.

Place in all applicable boxes.

Refer to *Losses schedule instructions 2023*, available on our website ato.gov.au for instructions on how to complete this schedule.

Tax file number (TFN)

969203968

Name of entity

Ameroo Super

Australian business number

90902501641

Part A – Losses carried forward to the 2023–24 income year – excludes film losses

1 Tax losses carried forward to later income years

Year of loss	
2022–23	B <input type="text"/>
2021–22	C <input type="text"/>
2020–21	D <input type="text"/>
2019–20	E <input type="text"/>
2018–19	F <input type="text"/>
2017–18 and earlier income years	G <input type="text"/>
Total	U <input type="text"/>

Transfer the amount at **U** to the **Tax losses carried forward to later income years** label on your tax return.

2 Net capital losses carried forward to later income years

Year of loss	
2022–23	H <input type="text" value="63,314"/>
2021–22	I <input type="text"/>
2020–21	J <input type="text"/>
2019–20	K <input type="text" value="34,475"/>
2018–19	L <input type="text"/>
2017–18 and earlier income years	M <input type="text" value="1,456"/>
Total	V <input type="text" value="99,245"/>

Transfer the amount at **V** to the **Net capital losses carried forward to later income years** label on your tax return.

Signature as prescribed in tax return

Tax File Number

969203968

Part B – Ownership and business continuity test – company and listed widely held trust only

Complete item 3 of **Part B** if a loss is being carried forward to later income years and the business continuity test has to be satisfied in relation to that loss.

Do not complete items 1 or 2 of **Part B** if, in the 2022–23 income year, no loss has been claimed as a deduction, applied against a net capital gain or, in the case of companies, losses have not been transferred in or out.

1 Whether continuity of majority ownership test passed

Note: If the entity has deducted, applied, transferred in or transferred out (as applicable) in the 2022–23 income year a loss incurred in any of the listed years, print **X** in the **Yes** or **No** box to indicate whether the entity has satisfied the continuity of majority ownership test in respect of that loss.

Year of loss2022–23 **A** Yes No 2021–22 **B** Yes No 2020–21 **C** Yes No 2019–20 **D** Yes No 2018–19 **E** Yes No 2017–18 and earlier
income years **F** Yes No **2 Amount of losses deducted/applied for which the continuity of majority ownership test is not passed but the business continuity test is satisfied** – excludes film lossesTax losses **G** Net capital losses **H** **3 Losses carried forward for which the business continuity test must be satisfied before they can be deducted/applied in later years** – excludes film lossesTax losses **I** Net capital losses **J** **4 Do current year loss provisions apply?**

Is the company required to calculate its taxable income or tax loss for the year under Subdivision 165-B or its net capital gain or net capital loss for the year under Subdivision 165-CB of the *Income Tax Assessment Act 1997* (ITAA 1997)?

K Yes No **Part C – Unrealised losses** – company only

Note: These questions relate to the operation of Subdivision 165-CC of ITAA 1997.

Has a changeover time occurred in relation to the company after 1.00pm by legal time in the Australian Capital Territory on 11 November 1999?

L Yes No

If you printed **X** in the **No** box at **L**, do not complete **M**, **N** or **O**.

At the changeover time did the company satisfy the maximum net asset value test under section 152-15 of ITAA 1997?

M Yes No

If you printed **X** in the **No** box at **M**, has the company determined it had an unrealised net loss at the changeover time?

N Yes No

If you printed **X** in the **Yes** box at **N**, what was the amount of unrealised net loss calculated under section 165-115E of ITAA 1997?

O

Signature as prescribed in tax return

Tax File Number

969203968

Part D – Life insurance companiesComplying superannuation class tax losses carried forward
to later income years**P**Complying superannuation net capital losses carried forward
to later income years**Q****Part E – Controlled foreign company losses**

Current year CFC losses

M

CFC losses deducted

N

CFC losses carried forward

O**Part F – Tax losses reconciliation statement**

Balance of tax losses brought forward from the prior income year

A**ADD** Uplift of tax losses of designated infrastructure project entities**B****SUBTRACT** Net forgiven amount of debt**C****ADD** Tax loss incurred (if any) during current year**D****ADD** Tax loss amount from conversion of excess franking offsets**E****SUBTRACT** Net exempt income**F****SUBTRACT** Tax losses forgone**G****SUBTRACT** Tax losses deducted**H****SUBTRACT** Tax losses transferred out under Subdivision 170-A
(only for transfers involving a foreign bank branch or a PE of a foreign financial entity)**I**

Total tax losses carried forward to later income years

JTransfer the amount at **J** to the **Tax losses carried forward to later income years** label on your tax return.

Tax File Number

If the schedule is not lodged with the income tax return you are required to sign and date the schedule.

Important

Before making this declaration check to ensure that all the information required has been provided on this form and any attachments to this form, and that the information provided is true and correct in every detail. If you are in doubt about any aspect of the tax return, place all the facts before the ATO. The income tax law imposes heavy penalties for false or misleading statements.

Privacy

Taxation law authorises the ATO to collect information and disclose it to other government agencies. This includes personal information of the person authorised to sign the declaration. For information about your privacy go to ato.gov.au/privacy

Taxpayer's declaration

I declare that the information on this form is true and correct.

Signature

Date / /

Contact person

Daytime contact number (include area code)

Ameroo Super

Detailed Trial Balance

As at 30 June 2023

Last Year	Code	Account Name	Units	Debits	Credits
				\$	\$
	23800	Distributions Received			
	23800/CLW.AX1	Charter Hall Long Wale Reit			1,400.00
	23900	Dividends Received			
(1,337.50)	23900/ABC.AX	Adbri Limited			535.00
(1,070.00)	23900/AGK.AX	AGL Energy Limited			385.20
(2,165.50)	23900/ANZ.AX	ANZ Group Holdings Limited			3,773.58
(2,981.56)	23900/ASX.AX	Australian Stock Exchange Limited			3,094.22
(19,212.28)	23900/BHP.AX	BHP Group Limited			7,400.25
	23900/BXB.AX	Brambles Limited			593.64
(2,360.70)	23900/COL.AX	Coles Group Limited.			1,980.00
(6,304.50)	23900/CSR.AX	CSR Limited			7,831.50
(1,149.50)	23900/ELD.AX	Elders Limited			1,172.49
(341.10)	23900/GEM.AX	G8 Education Limited			
	23900/HLS.AX	Healius Limited			360.00
(1,102.00)	23900/IAG.AX	Insurance Australia Group Limited			638.00
(6,943.40)	23900/IFL.AX	Insignia Financial Ltd			6,690.00
(821.10)	23900/IVC.AX	Invocare Limited			957.95
(7,117.08)	23900/NAB.AX	National Australia Bank Limited			8,462.04
(336.00)	23900/ORI.AX	Orica Limited			490.00
(2,827.22)	23900/SUN.AX	Suncorp-Metway Limited			1,991.00
(2,194.42)	23900/TAH.AX	Tabcorp Holdings Limited			1,267.88
	23900/TLC.AX	The Lottery Corporation Limited			1,080.00
(3,504.00)	23900/TLS.AX	Telstra Group Limited			3,723.00
(7,105.00)	23900/WBC.AX	Westpac Banking Corporation			8,576.00
	23900/WDS.AX	Woodside Energy Group Ltd			2,252.36
(1,143.98)	23900/WOW.AX	Woolworths Group Limited			1,204.83
	24700	Changes in market value			
(0.00)	24700/Other	Other Investment Gains/Losses			0.01
	24700/Realised	Changes in market value(Realised)			
	24700/Realised/AMP.AX	AMP.AX		3,078.75	
	24700/Realised/COL.AX	COL.AX			5,403.37
(2,980.14)	24700/Realised/EDV.AX	EDV.AX			
	24700/Realised/GEM.AX	GEM.AX		28,898.49	

Ameroo Super

Detailed Trial Balance

As at 30 June 2023

Last Year	Code	Account Name	Units	Debits \$	Credits \$
	24700/Realised/IFL.AX	IFL.AX		39,465.43	
	24700/Realised/TLC.AX	TLC.AX			2,464.12
	24700/Unrealised	Changes in market value(Unrealised)			
11,235.00	24700/Unrealised/ABC.AX	ABC.AX		321.00	
(107.00)	24700/Unrealised/AGK.AX	AGK.AX			5,478.40
1,062.50	24700/Unrealised/AMP.A X	AMP.AX			4,031.25
14,764.05	24700/Unrealised/ANZ.AX	ANZ.AX			5,003.27
(5,240.00)	24700/Unrealised/ASX.AX	ASX.AX		24,510.10	
13,834.80	24700/Unrealised/BHP.AX	BHP.AX			7,068.60
	24700/Unrealised/BXB.AX	BXB.AX			2,532.01
	24700/Unrealised/CLW.A X1	CLW.AX1		2,343.15	
(2,786.40)	24700/Unrealised/COL.AX	COL.AX		2,399.17	
35,359.42	24700/Unrealised/CSR.AX	CSR.AX			25,651.00
2,226.07	24700/Unrealised/EDV.AX	EDV.AX			
(2,390.96)	24700/Unrealised/ELD.AX	ELD.AX		13,816.99	
(568.50)	24700/Unrealised/GEM.A X	GEM.AX			28,007.50
	24700/Unrealised/HLS.AX	HLS.AX		4,092.12	
4,640.00	24700/Unrealised/IAG.AX	IAG.AX			7,772.00
56,159.44	24700/Unrealised/IFL.AX	IFL.AX			47,381.33
4,340.10	24700/Unrealised/IVC.AX	IVC.AX			8,328.30
(6,556.68)	24700/Unrealised/NAB.AX	NAB.AX		5,716.08	
(3,486.00)	24700/Unrealised/ORI.AX	ORI.AX		1,316.00	
(110,000.00)	24700/Unrealised/PROP1 2Lilly	PROP12Lilly			30,000.00
	24700/Unrealised/PropRe nt	PropRent		10,000.00	
517.66	24700/Unrealised/SUN.AX	SUN.AX			9,994.82
11,978.72	24700/Unrealised/TAH.AX	TAH.AX			731.47
(18,562.00)	24700/Unrealised/TLC.AX	TLC.AX			4,644.32
(1,971.00)	24700/Unrealised/TLS.AX	TLS.AX			9,855.00
38,866.72	24700/Unrealised/WBC.A X	WBC.AX			11,776.00
(709.28)	24700/Unrealised/WDS.A X	WDS.AX			1,356.76
3,079.01	24700/Unrealised/WOW.A X	WOW.AX			5,026.21
	25000	Interest Received			

Ameroo Super

Detailed Trial Balance

As at 30 June 2023

Last Year	Code	Account Name	Units	Debits	Credits
				\$	\$
(1.59)	25000/MacqCMA963646641	Macq CMA 6641			1,336.93
	28000	Property Income			
(42,561.43)	28000/PROP12Lilly	1 & 2/12 Lillydale Terrace, Dubbo NSW 2830			46,888.57
(24,518.58)	28000/PropRent	303/1 Marlin Parade, Cairns QLD 4870			26,000.00
2,640.00	30100	Accountancy Fees		2,750.00	
506.00	30150	Administration Fees		176.00	
132.00	30200	Actuarial Certificate		132.00	
259.00	30400	ATO Supervisory Levy		259.00	
385.00	30700	Auditor's Remuneration		385.00	
56.00	30800	ASIC Fees		59.00	
	41600	Pensions Paid			
33,550.00	41600/KATCHA00024P	(Pensions Paid) Kater, Charmian - Pension (Account Based Pension 2)		33,800.00	
	41920	Property Expenses - Advertising			
165.00	41920/PROP12Lilly	1 & 2/12 Lillydale Terrace, Dubbo NSW 2830			
77.00	41920/PropRent	303/1 Marlin Parade, Cairns QLD 4870			
	41921	Property Expenses - Admin Fees			
45.00	41921/00001	1 & 2 / 12 Lillydale Terrace			
132.00	41921/00002	Marlin Parade, Cairns			
	41930	Property Expenses - Agents Management Fees			
3,790.78	41930/PROP12Lilly	1 & 2/12 Lillydale Terrace, Dubbo NSW 2830		3,738.29	
2,555.07	41930/PropRent	303/1 Marlin Parade, Cairns QLD 4870		2,508.80	
	41960	Property Expenses - Council Rates			
3,421.16	41960/PROP12Lilly	1 & 2/12 Lillydale Terrace, Dubbo NSW 2830		3,527.08	
2,677.86	41960/PropRent	303/1 Marlin Parade, Cairns QLD 4870		2,759.36	
	41980	Property Expenses - Insurance Premium			
1,419.08	41980/PROP12Lilly	1 & 2/12 Lillydale Terrace, Dubbo NSW 2830		1,717.52	
	42060	Property Expenses - Repairs Maintenance			
1,163.24	42060/PROP12Lilly	1 & 2/12 Lillydale Terrace, Dubbo NSW 2830		1,204.23	
2,464.20	42060/PropRent	303/1 Marlin Parade, Cairns QLD 4870		317.00	
	42100	Property Expenses - Strata Levy Fees			
7,555.47	42100/PropRent	303/1 Marlin Parade, Cairns QLD 4870		7,793.36	
	42150	Property Expenses - Water Rates			

Ameroo Super

Detailed Trial Balance

As at 30 June 2023

Last Year	Code	Account Name	Units	Debits \$	Credits \$
819.85	42150/PROP12Lilly	1 & 2/12 Lillydale Terrace, Dubbo NSW 2830		942.54	
(19,951.56)	48500	Income Tax Expense			16,546.29
50,530.76	49000	Profit/Loss Allocation Account		181,110.00	
	50010	Opening Balance			
(1,459,028.32)	50010/KATCHA00016A	(Opening Balance) Kater, Charmian - Accumulation Accumulation Unrestricted Non Preserved 1,499,004.78 Taxable 890,610.63 Tax Free 608,394.15			1,499,004.78
(1,340,697.27)	50010/KATCHA00024P	(Opening Balance) Kater, Charmian - Pension Account Based Pension 2 Unrestricted Non Preserved 1,351,251.57 Taxable 115,701.54 Tax Free 1,235,550.03			1,351,251.57
	53100	Share of Profit/(Loss)			
(48,590.73)	53100/KATCHA00016A	(Share of Profit/ Loss) Kater, Charmian - Accumulation Accumulation Unrestricted Non Preserved 118,778.74 Taxable 118,778.74			118,778.74
(44,104.30)	53100/KATCHA00024P	(Share of Profit/(Loss)) Kater, Charmian - Pension (Account Based Pension 2) Unrestricted Non Preserved 105,501.35 Taxable 9,030.92 Tax Free 96,470.43			105,501.35
	53330	Income Tax			
8,614.27	53330/KATCHA00016A	(Income Tax) Kater, Charmian - Accumulation Accumulation Unrestricted Non Preserved (9,370.09) Taxable (9,370.09)		9,370.09	
	54160	Pensions Paid			
33,550.00	54160/KATCHA00024P	(Pensions Paid) Kater, Charmian - Pension (Account Based Pension 2) Unrestricted Non Preserved (33,800.00) Taxable (2,893.28) Tax Free (30,906.72)		33,800.00	
	60400	Bank Accounts			
21,283.56	60400/MacqCMA9636466 41	Macq CMA 6641		116,591.90	
	61800	Distributions Receivable			
	61800/CLW.AX1	Charter Hall Long Wale Reit		350.00	
2,427.06	68000	Sundry Debtors			0.00
	77200	Real Estate Properties (Australian - Residential)			
960,000.00	77200/PROP12Lilly	1 & 2/12 Lillydale Terrace, Dubbo NSW 2830	1.0000	990,000.00	
635,000.00	77200/PropRent	303/1 Marlin Parade, Cairns QLD 4870	1.0000	625,000.00	
	77600	Shares in Listed Companies (Australian)			

Ameroo Super

Detailed Trial Balance

As at 30 June 2023

Last Year	Code	Account Name	Units	Debits \$	Credits \$
25,894.00	77600/ABC.AX	Adbri Limited	10,700.0000	25,573.00	
17,655.00	77600/AGK.AX	Agl Energy Limited	2,140.0000	23,133.40	
5,968.75	77600/AMP.AX	AMP Limited	0.0000		0.00
55,075.00	77600/ANZ.AX	ANZ Group Holdings Limited	2,667.0000	63,234.57	
107,040.10	77600/ASX.AX	ASX Limited	1,310.0000	82,530.00	
77,962.50	77600/BHP.AX	BHP Group Limited	1,890.0000	85,031.10	
	77600/BXB.AX	Brambles Limited	1,700.0000	24,497.00	
68,924.70	77600/COL.AX	Coles Group Limited.	3,000.0000	55,260.00	
92,162.00	77600/CSR.AX	CSR Limited	22,700.0000	117,813.00	
28,944.41	77600/ELD.AX	Elders Limited	2,299.0000	15,127.42	
11,995.35	77600/GEM.AX	G8 Education Limited	0.0000		0.00
	77600/HLS.AX	Healius Limited	6,000.0000	19,080.00	
25,288.00	77600/IAG.AX	Insurance Australia Group Limited	5,800.0000	33,060.00	
99,530.00	77600/IFL.AX	Insignia Financial Ltd	30,000.0000	84,600.00	
40,898.60	77600/IVC.AX	Invocare Limited	3,910.0000	49,226.90	
153,493.56	77600/NAB.AX	National Australia Bank Limited	5,604.0000	147,777.48	
22,078.00	77600/ORI.AX	Orica Limited	1,400.0000	20,762.00	
43,722.36	77600/SUN.AX	Suncorp Group Limited	3,982.0000	53,717.18	
17,311.58	77600/TAH.AX	Tabcorp Holdings Limited	16,255.0000	18,043.05	
73,472.60	77600/TLC.AX	The Lottery Corporation Limited	12,000.0000	61,560.00	
84,315.00	77600/TLS.AX	Telstra Group Limited	21,900.0000	94,170.00	
124,800.00	77600/WBC.AX	Westpac Banking Corporation	6,400.0000	136,576.00	
10,857.44	77600/WDS.AX	Woodside Energy Group Ltd	600.0000	20,664.00	
43,325.20	77600/WOW.AX	Woolworths Group Limited	1,217.0000	48,351.41	
	78000	Stapled Securities			
	78000/CLW.AX1	Charter Hall Long Wale Reit	5,000.0000	20,050.00	
18,022.93	85000	Income Tax Payable/Refundable Franking Credits 25,916.38 2022 Installments (18,022.93)		15,067.63	
(232.00)	88000	Sundry Creditors			0.00
(16,959.35)	89000	Deferred Tax Liability/Asset			15,480.69
				3,469,153.59	3,469,153.59

Current Year Profit/(Loss): 164,563.71

Ameroo Super

General Ledger - Audit View

For The Period 01 July 2022 - 30 June 2023

Transaction Date	Transaction Source	Processed Date	Last Modified By	Transaction Type	Description	Units	Amount \$	Balance \$
Distributions Received (23800)								
<u>Charter Hall Long Wale Reit (CLW.AX1)</u>								
11/11/2022	Bank Data Service	09/10/2023	rhondawilko@gmail.co	Bank Statement	CLW DST 001285401733 DVND 56		(350.00)	(350.00)
14/02/2023	Bank Data Service	09/10/2023	rhondawilko@gmail.co	Bank Statement	CLW DST 001289351195 DVND 56		(350.00)	(700.00)
15/05/2023	Bank Data Service	09/10/2023	rhondawilko@gmail.co	Bank Statement	CLW DST 001295703823 DVND 56		(350.00)	(1,050.00)
30/06/2023	rhondawilko@gmail.co	09/10/2023	rhondawilko@gmail.co	General Journal	Distribution paid 14.8.23		(350.00)	(1,400.00)
30/06/2023	rhondawilko@gmail.co	09/10/2023		General Journal	CLW.AX1 - Charter Hall Long Wale Reit - Generate Tax Data - 30/06/2023		0.00	(1,400.00)
							(1,400.00)	(1,400.00)
Dividends Received (23900)								
<u>Adbri Limited (ABC.AX)</u>								
05/10/2022	Bank Data Service	16/08/2023	rhondawilko@gmail.co	Bank Statement	ADBRI LIMITED AUI22/00813210 DVND 56 [System Matched Income Data]		(535.00)	(535.00)
							(535.00)	(535.00)
<u>AGL Energy Limited (AGK.AX)</u>								
27/09/2022	Bank Data Service	16/08/2023	rhondawilko@gmail.co	Bank Statement	AGL PAYMENT AUF22/00888693 DVND 56 [System Matched Income Data]		(214.00)	(214.00)
24/03/2023	Bank Data Service	16/08/2023	rhondawilko@gmail.co	Bank Statement	AGL PAYMENT AUI23/00866520 DVND 56 [System Matched Income Data]		(171.20)	(385.20)
							(385.20)	(385.20)
<u>ANZ Group Holdings Limited (ANZ.AX)</u>								
01/07/2022	Bank Data Service	16/08/2023	rhondawilko@gmail.co	Bank Statement	ANZ DIVIDEND A073/00691347 DVND 56		(1,800.00)	(1,800.00)
15/12/2022	Bank Data Service	16/08/2023	rhondawilko@gmail.co	Bank Statement	ANZ DIVIDEND A074/00689407 DVND 56		(1,973.58)	(3,773.58)
							(3,773.58)	(3,773.58)
<u>Australian Stock Exchange Limited (ASX.AX)</u>								
28/09/2022	Bank Data Service	16/08/2023	rhondawilko@gmail.co	Bank Statement	ASX FNL DIV 001284447047 DVND 56 [System Matched Income Data]		(1,572.00)	(1,572.00)
29/03/2023	Bank Data Service	16/08/2023	rhondawilko@gmail.co	Bank Statement	ASX ITM DIV 001294708379 DVND 56 [System Matched Income Data]		(1,522.22)	(3,094.22)

Ameroo Super

General Ledger - Audit View

For The Period 01 July 2022 - 30 June 2023

Transaction Date	Transaction Source	Processed Date	Last Modified By	Transaction Type	Description	Units	Amount \$	Balance \$
							(3,094.22)	(3,094.22)
<u>BHP Group Limited (BHP.AX)</u>								
23/09/2022	Bank Data Service	16/08/2023	rhondawilko@gmail.com	Bank Statement	BHP GROUP DIV AF386/00457903 DVND 56 [System Matched Income Data]		(4,822.98)	(4,822.98)
30/03/2023	Bank Data Service	16/08/2023	rhondawilko@gmail.com	Bank Statement	BHP GROUP DIV AI387/00448254 DVND 56 [System Matched Income Data]		(2,577.27)	(7,400.25)
							(7,400.25)	(7,400.25)
<u>Brambles Limited (BXB.AX)</u>								
13/10/2022	Bank Data Service	16/08/2023	rhondawilko@gmail.com	Bank Statement	Brambles Limited S00096946716 DVND 56		(293.25)	(293.25)
13/04/2023	Bank Data Service	16/08/2023	rhondawilko@gmail.com	Bank Statement	Brambles Limited S00096946716 DVND 56		(300.39)	(593.64)
							(593.64)	(593.64)
<u>Coles Group Limited. (COL.AX)</u>								
28/09/2022	Bank Data Service	16/08/2023	rhondawilko@gmail.com	Bank Statement	COLES GROUP LTD FIN22/01136249 DVND 56		(900.00)	(900.00)
30/03/2023	Bank Data Service	16/08/2023	rhondawilko@gmail.com	Bank Statement	COLES GROUP LTD INT23/01129032 DVND 56		(1,080.00)	(1,980.00)
							(1,980.00)	(1,980.00)
<u>CSR Limited (CSR.AX)</u>								
01/07/2022	Bank Data Service	16/08/2023	rhondawilko@gmail.com	Bank Statement	CSR LTD DIVIDEND RCA22/00834153 DVND 56 [System Matched Income Data]		(4,086.00)	(4,086.00)
09/12/2022	Bank Data Service	16/08/2023	rhondawilko@gmail.com	Bank Statement	CSR LTD DIVIDEND 22RCA/00835557 DVND 56 [System Matched Income Data]		(3,745.50)	(7,831.50)
							(7,831.50)	(7,831.50)
<u>Elders Limited (ELD.AX)</u>								
16/12/2022	Bank Data Service	16/08/2023	rhondawilko@gmail.com	Bank Statement	ELDERS LIMITED S00096946716 DVND 56 [System Matched Income Data]		(643.72)	(643.72)
22/06/2023	Bank Data Service	16/08/2023	rhondawilko@gmail.com	Bank Statement	ELDERS LIMITED S00096946716 DVND 56 [System Matched Income Data]		(528.77)	(1,172.49)
							(1,172.49)	(1,172.49)
<u>Healius Limited (HLS.AX)</u>								
21/09/2022	Bank Data Service	16/08/2023	rhondawilko@gmail.com	Bank Statement	HEALIUS DIV SEP22/00809482 DVND 56		(360.00)	(360.00)

Ameroo Super

General Ledger - Audit View

For The Period 01 July 2022 - 30 June 2023

Transaction Date	Transaction Source	Processed Date	Last Modified By	Transaction Type	Description	Units	Amount \$	Balance \$
							(360.00)	(360.00)
<u>Insurance Australia Group Limited (IAG.AX)</u>								
21/09/2022	Bank Data Service	16/08/2023	rhondawilko@gmail.com	Bank Statement	IAG DIVIDEND PYT FIN22/01219190 DVND 56 [System Matched Income Data]		(290.00)	(290.00)
23/03/2023	Bank Data Service	16/08/2023	rhondawilko@gmail.com	Bank Statement	IAG DIVIDEND PYT INT23/01385640 DVND 56 [System Matched Income Data]		(348.00)	(638.00)
							(638.00)	(638.00)
<u>Insignia Financial Ltd (IFL.AX)</u>								
29/09/2022	Bank Data Service	16/08/2023	rhondawilko@gmail.com	Bank Statement	IFL DIVIDEND S00096946716 DVND 56		(3,540.00)	(3,540.00)
03/04/2023	Bank Data Service	16/08/2023	rhondawilko@gmail.com	Bank Statement	IFL DIVIDEND S00096946716 DVND 56		(3,150.00)	(6,690.00)
							(6,690.00)	(6,690.00)
<u>Invocare Limited (IVC.AX)</u>								
06/10/2022	Bank Data Service	16/08/2023	rhondawilko@gmail.com	Bank Statement	IVC ITM DIV 001283726262 DVND 56 [System Matched Income Data]		(527.85)	(527.85)
06/04/2023	Bank Data Service	16/08/2023	rhondawilko@gmail.com	Bank Statement	IVC DIV 001294988914 DVND 56 [System Matched Income Data]		(430.10)	(957.95)
							(957.95)	(957.95)
<u>National Australia Bank Limited (NAB.AX)</u>								
05/07/2022	Bank Data Service	16/08/2023	rhondawilko@gmail.com	Bank Statement	NAB INTERIM DIV DV231/01111522 DVND 56 [System Matched Income Data]		(4,090.92)	(4,090.92)
14/12/2022	Bank Data Service	16/08/2023	rhondawilko@gmail.com	Bank Statement	NAB FINAL DIV DV232/00605860 DVND 56 [System Matched Income Data]		(4,371.12)	(8,462.04)
							(8,462.04)	(8,462.04)
<u>Orica Limited (ORI.AX)</u>								
08/07/2022	Bank Data Service	16/08/2023	rhondawilko@gmail.com	Bank Statement	ORICA DIV 001278218227 DVND 56 [System Matched Income Data]		(182.00)	(182.00)
22/12/2022	Bank Data Service	16/08/2023	rhondawilko@gmail.com	Bank Statement	ORI FNL DIV 001286713431 DVND 56 [System Matched Income Data]		(308.00)	(490.00)
							(490.00)	(490.00)
<u>Suncorp-Metway Limited (SUN.AX)</u>								
21/09/2022	Bank Data Service	16/08/2023	rhondawilko@gmail.com	Bank Statement	SUN FINAL DIV 001280488124 DVND 56 [System Matched Income Data]		(676.94)	(676.94)

Ameroo Super

General Ledger - Audit View

For The Period 01 July 2022 - 30 June 2023

Transaction Date	Transaction Source	Processed Date	Last Modified By	Transaction Type	Description	Units	Amount \$	Balance \$
31/03/2023	Bank Data Service	16/08/2023	rhondawilko@gmail.com	Bank Statement	SUN INTERIM DIV 001289889003 DVND 56 [System Matched Income Data]		(1,314.06)	(1,991.00)
							(1,991.00)	(1,991.00)
<u>Tabcorp Holdings Limited (TAH.AX)</u>								
23/09/2022	Bank Data Service	16/08/2023	rhondawilko@gmail.com	Bank Statement	TAH FNL DIV 001282685779 DVND 56 [System Matched Income Data]		(1,056.57)	(1,056.57)
21/03/2023	Bank Data Service	16/08/2023	rhondawilko@gmail.com	Bank Statement	TAH DIV 001291745714 DVND 56 [System Matched Income Data]		(211.31)	(1,267.88)
							(1,267.88)	(1,267.88)
<u>The Lottery Corporation Limited (TLC.AX)</u>								
23/03/2023	Bank Data Service	16/08/2023	rhondawilko@gmail.com	Bank Statement	TLC DIV 001293610930 DVND 56		(1,080.00)	(1,080.00)
							(1,080.00)	(1,080.00)
<u>Telstra Group Limited (TLS.AX)</u>								
21/09/2022	Bank Data Service	16/08/2023	rhondawilko@gmail.com	Bank Statement	TLS FNL DIV 001282124901 DVND 56 [System Matched Income Data]		(1,861.50)	(1,861.50)
31/03/2023	Bank Data Service	16/08/2023	rhondawilko@gmail.com	Bank Statement	TLS ITM DIV 001293095071 DVND 56 [System Matched Income Data]		(1,861.50)	(3,723.00)
							(3,723.00)	(3,723.00)
<u>Westpac Banking Corporation (WBC.AX)</u>								
20/12/2022	Bank Data Service	16/08/2023	rhondawilko@gmail.com	Bank Statement	WBC DIVIDEND 001286434254 DVND 56 [System Matched Income Data]		(4,096.00)	(4,096.00)
27/06/2023	Bank Data Service	16/08/2023	rhondawilko@gmail.com	Bank Statement	WBC DIVIDEND 001296337370 DVND 56 [System Matched Income Data]		(4,480.00)	(8,576.00)
							(8,576.00)	(8,576.00)
<u>Woodside Energy Group Ltd (WDS.AX)</u>								
06/10/2022	Bank Data Service	16/08/2023	rhondawilko@gmail.com	Bank Statement	WOODSIDE INT22/00932844 DVND 56		(959.72)	(959.72)
05/04/2023	Bank Data Service	16/08/2023	rhondawilko@gmail.com	Bank Statement	WOODSIDE FIN22/00952079 DVND 56		(1,292.64)	(2,252.36)
							(2,252.36)	(2,252.36)
<u>Woolworths Group Limited (WOW.AX)</u>								
27/09/2022	Bank Data Service	16/08/2023	rhondawilko@gmail.com	Bank Statement	WOW FNL DIV 001283477400 DVND 56 [System Matched Income Data]		(645.01)	(645.01)

Ameroo Super

General Ledger - Audit View

For The Period 01 July 2022 - 30 June 2023

Transaction Date	Transaction Source	Processed Date	Last Modified By	Transaction Type	Description	Units	Amount \$	Balance \$
13/04/2023	Bank Data Service	16/08/2023	rhondawilko@gmail.com	Bank Statement	WOW DIV 001294328759 DVND 56 [System Matched Income Data]		(559.82)	(1,204.83)
							(1,204.83)	(1,204.83)
Changes in Market Values of Investments (24700)								
<u>Changes in Market Values of Investments (24700)</u>								
22/08/2022	Bank Data Service	15/08/2023	rhondawilko@gmail.com	Bank Statement	TPP TRUST A/C 77077017 50 (AMP.AX)		63,575.18	63,575.18
22/08/2022	SYSTEM	15/08/2023		System Journal	Unrealised Gain writeback as at 22/08/2022 (COL.AX)		4,229.17	67,804.35
22/08/2022	SYSTEM	15/08/2023		System Journal	Unrealised Gain writeback as at 22/08/2022 (IFL.AX)		(16,683.37)	51,120.98
22/08/2022	SYSTEM	15/08/2023		System Journal	Unrealised Gain writeback as at 22/08/2022 (GEM.AX)		(28,007.50)	23,113.48
22/08/2022	SYSTEM	15/08/2023		System Journal	Unrealised Gain writeback as at 22/08/2022 (TLC.AX)		4,858.89	27,972.37
22/08/2022	SYSTEM	15/08/2023		System Journal	Unrealised Gain writeback as at 22/08/2022 (AMP.AX)		(4,031.25)	23,941.12
30/06/2023	Rhonda Wilkinson	09/10/2023		System Journal	Revaluation - 30/06/2023 @ \$39.730000 (System Price) - 1,217.000000 Units on hand (WOW.AX)		(5,026.21)	18,914.91
30/06/2023	Rhonda Wilkinson	09/10/2023		System Journal	Revaluation - 30/06/2023 @ \$18.420000 (System Price) - 3,000.000000 Units on hand (COL.AX)		(1,830.00)	17,084.91
30/06/2023	Rhonda Wilkinson	09/10/2023		System Journal	Revaluation - 30/06/2023 @ \$5.190000 (System Price) - 22,700.000000 Units on hand (CSR.AX)		(25,651.00)	(8,566.09)
30/06/2023	Rhonda Wilkinson	09/10/2023		System Journal	Revaluation - 30/06/2023 @ \$6.580000 (System Price) - 2,299.000000 Units on hand (ELD.AX)		13,816.99	5,250.90
30/06/2023	Rhonda Wilkinson	09/10/2023		System Journal	Revaluation - 30/06/2023 @ \$14.410000 (System Price) - 1,700.000000 Units on hand (BXB.AX)		(2,532.01)	2,718.89
30/06/2023	Rhonda Wilkinson	09/10/2023		System Journal	Revaluation - 30/06/2023 @ \$23.710000 (System Price) - 2,667.000000 Units on hand (ANZ.AX)		(5,003.27)	(2,284.38)
30/06/2023	Rhonda Wilkinson	09/10/2023		System Journal	Revaluation - 30/06/2023 @ \$21.340000 (System Price) - 6,400.000000 Units on hand (WBC.AX)		(11,776.00)	(14,060.38)
30/06/2023	Rhonda Wilkinson	09/10/2023		System Journal	Revaluation - 30/06/2023 @ \$3.180000 (System Price) - 6,000.000000 Units on		4,092.12	(9,968.26)

Ameroo Super

General Ledger - Audit View

For The Period 01 July 2022 - 30 June 2023

Transaction Date	Transaction Source	Processed Date	Last Modified By	Transaction Type	Description	Units	Amount \$	Balance \$
					hand (HLS.AX)			
30/06/2023	Rhonda Wilkinson	09/10/2023		System Journal	Revaluation - 30/06/2023 @ \$1.110000 (System Price) - 16,255.000000 Units on hand (TAH.AX)		(731.47)	(10,699.73)
30/06/2023	Rhonda Wilkinson	09/10/2023		System Journal	Revaluation - 30/06/2023 @ \$34.440000 (System Price) - 600.000000 Units on hand (WDS.AX)		(1,356.76)	(12,056.49)
30/06/2023	Rhonda Wilkinson	09/10/2023		System Journal	Revaluation - 30/06/2023 @ \$2.820000 (System Price) - 30,000.000000 Units on hand (IFL.AX)		(30,697.96)	(42,754.45)
30/06/2023	Rhonda Wilkinson	09/10/2023		System Journal	Revaluation - 30/06/2023 @ \$26.370000 (System Price) - 5,604.000000 Units on hand (NAB.AX)		5,716.08	(37,038.37)
30/06/2023	Rhonda Wilkinson	09/10/2023		System Journal	Revaluation - 30/06/2023 @ \$4.300000 (System Price) - 21,900.000000 Units on hand (TLS.AX)		(9,855.00)	(46,893.37)
30/06/2023	Rhonda Wilkinson	09/10/2023		System Journal	Revaluation - 30/06/2023 @ \$4.010000 (System Price) - 5,000.000000 Units on hand (CLW.AX)		2,343.15	(44,550.22)
30/06/2023	Rhonda Wilkinson	09/10/2023		System Journal	Revaluation - 30/06/2023 @ \$5.700000 (System Price) - 5,800.000000 Units on hand (IAG.AX)		(7,772.00)	(52,322.22)
30/06/2023	Rhonda Wilkinson	09/10/2023		System Journal	Revaluation - 30/06/2023 @ \$12.590000 (System Price) - 3,910.000000 Units on hand (IVC.AX)		(8,328.30)	(60,650.52)
30/06/2023	Rhonda Wilkinson	09/10/2023		System Journal	Revaluation - 30/06/2023 @ \$13.490000 (System Price) - 3,982.000000 Units on hand (SUN.AX)		(9,994.82)	(70,645.34)
30/06/2023	Rhonda Wilkinson	09/10/2023		System Journal	Revaluation - 30/06/2023 @ \$2.390000 (System Price) - 10,700.000000 Units on hand (ABC.AX)		321.00	(70,324.34)
30/06/2023	Rhonda Wilkinson	09/10/2023		System Journal	Revaluation - 30/06/2023 @ \$63.000000 (System Price) - 1,310.000000 Units on hand (ASX.AX)		24,510.10	(45,814.24)
30/06/2023	Rhonda Wilkinson	09/10/2023		System Journal	Revaluation - 30/06/2023 @ \$10.810000 (System Price) - 2,140.000000 Units on hand (AGL.AX)		(5,478.40)	(51,292.64)
30/06/2023	Rhonda Wilkinson	09/10/2023		System Journal	Revaluation - 30/06/2023 @ \$44.990000 (System Price) - 1,890.000000 Units on hand (BHP.AX)		(7,068.60)	(58,361.24)
30/06/2023	Rhonda Wilkinson	09/10/2023		System Journal	Revaluation - 30/06/2023 @ \$5.130000 (System Price) - 12,000.000000 Units on		(9,503.21)	(67,864.45)

Ameroo Super

General Ledger - Audit View

For The Period 01 July 2022 - 30 June 2023

Transaction Date	Transaction Source	Processed Date	Last Modified By	Transaction Type	Description	Units	Amount \$	Balance \$
					hand (TLC.AX)			
30/06/2023	Rhonda Wilkinson	09/10/2023		System Journal	Revaluation - 30/06/2023 @ \$14.830000 (System Price) - 1,400.000000 Units on hand (ORI.AX)		1,316.00	(66,548.45)
30/06/2023	Rhonda Wilkinson	09/10/2023		System Journal	Revaluation - 30/06/2023 @ \$625,000.000000 (Net Asset Value) - 1.000000 Units on hand (PropRent)		10,000.00	(56,548.45)
30/06/2023	Rhonda Wilkinson	09/10/2023		System Journal	Revaluation - 30/06/2023 @ \$990,000.000000 (Net Asset Value) - 1.000000 Units on hand (PROPRENTE)		(30,000.00)	(86,548.45)
							(86,548.45)	(86,548.45)
Interest Received (25000)								
<u>Macq CMA 6641 (MacqCMA963646641)</u>								
29/07/2022	Bank Data Service	30/07/2022		Bank Statement	MACQUARIE CMA INTEREST PAID INTR 73		(10.33)	(10.33)
31/08/2022	Bank Data Service	01/09/2022		Bank Statement	MACQUARIE CMA INTEREST PAID INTR 73		(24.10)	(34.43)
30/09/2022	Bank Data Service	01/10/2022		Bank Statement	MACQUARIE CMA INTEREST PAID INTR 73		(36.84)	(71.27)
31/10/2022	Bank Data Service	01/11/2022		Bank Statement	MACQUARIE CMA INTEREST PAID INTR 73		(87.36)	(158.63)
30/11/2022	Bank Data Service	01/12/2022		Bank Statement	MACQUARIE CMA INTEREST PAID INTR 73		(95.10)	(253.73)
30/12/2022	Bank Data Service	31/12/2022		Bank Statement	MACQUARIE CMA INTEREST PAID INTR 73		(94.73)	(348.46)
31/01/2023	Bank Data Service	01/02/2023		Bank Statement	MACQUARIE CMA INTEREST PAID INTR 73		(120.50)	(468.96)
28/02/2023	Bank Data Service	01/03/2023		Bank Statement	MACQUARIE CMA INTEREST PAID INTR 73		(114.46)	(583.42)
31/03/2023	Bank Data Service	01/04/2023		Bank Statement	MACQUARIE CMA INTEREST PAID INTR 73		(142.14)	(725.56)
28/04/2023	Bank Data Service	29/04/2023		Bank Statement	MACQUARIE CMA INTEREST PAID INTR 73		(165.04)	(890.60)
31/05/2023	Bank Data Service	01/06/2023		Bank Statement	MACQUARIE CMA INTEREST PAID INTR 73		(218.49)	(1,109.09)
30/06/2023	Bank Data Service	01/07/2023		Bank Statement	MACQUARIE CMA INTEREST PAID INTR 73		(227.84)	(1,336.93)
							(1,336.93)	(1,336.93)
Property Income (28000)								
<u>1 & 2/12 Lillydale Terrace, Dubbo NSW 2830 (PROP12Lilly)</u>								
28/07/2022	Bank Data Service	25/08/2022	rhondawilko@gmail.co	Bank Statement	Dubbo Real Estat RENT PAYMENT 50		(2,150.00)	(2,150.00)
29/07/2022	Bank Data Service	25/08/2022	rhondawilko@gmail.co	Bank Statement	REMITTER PPGDUBBO 50		(1,680.00)	(3,830.00)
29/08/2022	Bank Data Service	07/06/2023	rhondawilko@gmail.	Bank Statement	Dubbo Real Estat RENT PAYMENT 50		(1,720.00)	(5,550.00)

Ameroo Super

General Ledger - Audit View

For The Period 01 July 2022 - 30 June 2023

Transaction Date	Transaction Source	Processed Date	Last Modified By	Transaction Type	Description	Units	Amount \$	Balance \$
			com					
31/08/2022	Bank Data Service	07/06/2023	rhondawilko@gmail.co	Bank Statement	REMITTER PPGDUBBO 50		(1,680.00)	(7,230.00)
28/09/2022	Bank Data Service	07/06/2023	rhondawilko@gmail.co	Bank Statement	Dubbo Real Estat RENT PAYMENT 50		(2,150.00)	(9,380.00)
30/09/2022	Bank Data Service	07/06/2023	rhondawilko@gmail.co	Bank Statement	REMITTER PPGDUBBO 50		(1,680.00)	(11,060.00)
28/10/2022	Bank Data Service	07/06/2023	rhondawilko@gmail.co	Bank Statement	Dubbo Real Estat RENT PAYMENT 50		(1,720.00)	(12,780.00)
31/10/2022	Bank Data Service	07/06/2023	rhondawilko@gmail.co	Bank Statement	REMITTER PPGDUBBO 50		(3,060.00)	(15,840.00)
28/11/2022	Bank Data Service	07/06/2023	rhondawilko@gmail.co	Bank Statement	Dubbo Real Estat RENT PAYMENT 50		(1,720.00)	(17,560.00)
22/12/2022	Bank Data Service	07/06/2023	rhondawilko@gmail.co	Bank Statement	Dubbo Real Estat RENT PAYMENT 50		(1,720.00)	(19,280.00)
28/12/2022	Bank Data Service	12/10/2023	rhondawilko@gmail.co	Bank Statement	REMITTER PPGDUBBO 50		(2,520.00)	(21,800.00)
27/01/2023	Bank Data Service	07/06/2023	rhondawilko@gmail.co	Bank Statement	Dubbo Real Estat RENT PAYMENT 50		(2,150.00)	(23,950.00)
31/01/2023	Bank Data Service	07/06/2023	rhondawilko@gmail.co	Bank Statement	REMITTER PPGDUBBO 50		(2,640.00)	(26,590.00)
28/02/2023	Bank Data Service	07/06/2023	rhondawilko@gmail.co	Bank Statement	REMITTER PPGDUBBO 50		(1,358.57)	(27,948.57)
28/02/2023	Bank Data Service	07/06/2023	rhondawilko@gmail.co	Bank Statement	Dubbo Real Estat RENT PAYMENT 50		(2,380.00)	(30,328.57)
28/03/2023	Bank Data Service	07/06/2023	rhondawilko@gmail.co	Bank Statement	Dubbo Real Estat RENT PAYMENT 50		(1,880.00)	(32,208.57)
31/03/2023	Bank Data Service	07/06/2023	rhondawilko@gmail.co	Bank Statement	REMITTER PPGDUBBO 50		(1,800.00)	(34,008.57)
28/04/2023	Bank Data Service	24/07/2023	rhondawilko@gmail.co	Bank Statement	REMITTER PPGDUBBO 50		(2,250.00)	(36,258.57)
28/04/2023	Bank Data Service	24/07/2023	rhondawilko@gmail.co	Bank Statement	Dubbo Real Estat RENT PAYMENT 50		(2,350.00)	(38,608.57)
29/05/2023	Bank Data Service	24/07/2023	rhondawilko@gmail.co	Bank Statement	Dubbo Real Estat RENT PAYMENT 50		(1,880.00)	(40,488.57)
31/05/2023	Bank Data Service	24/07/2023	rhondawilko@gmail.co	Bank Statement	REMITTER PPGDUBBO 50		(1,735.71)	(42,224.28)
28/06/2023	Bank Data Service	24/07/2023	rhondawilko@gmail.co	Bank Statement	Dubbo Real Estat RENT PAYMENT 50		(2,350.00)	(44,574.28)
30/06/2023	Bank Data Service	24/07/2023	rhondawilko@gmail.co	Bank Statement	REMITTER PPGDUBBO 50		(2,314.29)	(46,888.57)

Ameroo Super

General Ledger - Audit View

For The Period 01 July 2022 - 30 June 2023

Transaction Date	Transaction Source	Processed Date	Last Modified By	Transaction Type	Description	Units	Amount \$	Balance \$
							(46,888.57)	(46,888.57)
<u>303/1 Marlin Parade, Cairns QLD 4870 (PropRent)</u>								
29/07/2022	Bank Data Service	25/08/2022	rhondawilko@gmail.co	Bank Statement	Gilcorp Pty Ltd LJ Hooker 50		(2,000.00)	(2,000.00)
31/08/2022	Bank Data Service	07/06/2023	rhondawilko@gmail.co	Bank Statement	Gilcorp Pty Ltd LJ Hooker 50		(2,000.00)	(4,000.00)
30/09/2022	Bank Data Service	07/06/2023	rhondawilko@gmail.co	Bank Statement	Gilcorp Pty Ltd LJ Hooker 50		(2,000.00)	(6,000.00)
31/10/2022	Bank Data Service	07/06/2023	rhondawilko@gmail.co	Bank Statement	Gilcorp Pty Ltd LJ Hooker 50		(2,000.00)	(8,000.00)
30/11/2022	Bank Data Service	07/06/2023	rhondawilko@gmail.co	Bank Statement	Gilcorp Pty Ltd LJ Hooker 50		(3,000.00)	(11,000.00)
03/01/2023	Bank Data Service	07/06/2023	rhondawilko@gmail.co	Bank Statement	Gilcorp Pty Ltd LJ Hooker 50		(2,000.00)	(13,000.00)
31/01/2023	Bank Data Service	07/06/2023	rhondawilko@gmail.co	Bank Statement	Gilcorp Pty Ltd LJ Hooker 50		(2,000.00)	(15,000.00)
28/02/2023	Bank Data Service	07/06/2023	rhondawilko@gmail.co	Bank Statement	Gilcorp Pty Ltd LJ Hooker 50		(2,000.00)	(17,000.00)
31/03/2023	Bank Data Service	07/06/2023	rhondawilko@gmail.co	Bank Statement	Gilcorp Pty Ltd LJ Hooker 50		(2,000.00)	(19,000.00)
01/05/2023	Bank Data Service	24/07/2023	rhondawilko@gmail.co	Bank Statement	Gilcorp Pty Ltd LJ Hooker 50		(2,000.00)	(21,000.00)
31/05/2023	Bank Data Service	24/07/2023	rhondawilko@gmail.co	Bank Statement	Gilcorp Pty Ltd LJ Hooker 50		(3,000.00)	(24,000.00)
30/06/2023	Bank Data Service	24/07/2023	rhondawilko@gmail.co	Bank Statement	Gilcorp Pty Ltd LJ Hooker 50		(2,000.00)	(26,000.00)
							(26,000.00)	(26,000.00)
Accountancy Fees (30100)								
<u>Accountancy Fees (30100)</u>								
07/10/2022	Bank Data Service	07/06/2023	rhondawilko@gmail.co	Bank Statement	CHEQUE WITHDRAWAL 000079 09		2,750.00	2,750.00
							2,750.00	2,750.00
Administration Fees (30150)								
<u>Administration Fees (30150)</u>								
21/06/2023	Bank Data Service	24/07/2023	rhondawilko@gmail.co	Bank Statement	ASIC 20/21 payment TD		176.00	176.00

Ameroo Super

General Ledger - Audit View

For The Period 01 July 2022 - 30 June 2023

Transaction Date	Transaction Source	Processed Date	Last Modified By	Transaction Type	Description	Units	Amount \$	Balance \$
							176.00	176.00
<u>Actuarial Certificate (30200)</u>								
<u>Actuarial Certificate (30200)</u>								
07/10/2022	Bank Data Service	07/06/2023	rhondawilko@gmail.com	Bank Statement	CHEQUE WITHDRAWAL 000079 09		132.00	132.00
							132.00	132.00
<u>ATO Supervisory Levy (30400)</u>								
<u>ATO Supervisory Levy (30400)</u>								
30/09/2022	Bank Data Service	07/06/2023	rhondawilko@gmail.com	Bank Statement	ATO ATO001000017562876 50		259.00	259.00
							259.00	259.00
<u>Auditor's Remuneration (30700)</u>								
<u>Auditor's Remuneration (30700)</u>								
07/10/2022	Bank Data Service	07/06/2023	rhondawilko@gmail.com	Bank Statement	CHEQUE WITHDRAWAL 000079 09		385.00	385.00
							385.00	385.00
<u>ASIC Fees (30800)</u>								
<u>ASIC Fees (30800)</u>								
21/06/2023	Bank Data Service	24/07/2023	rhondawilko@gmail.com	Bank Statement	ASIC 20/21 payment TD		59.00	59.00
							59.00	59.00
<u>Pensions Paid (41600)</u>								
<u>(Pensions Paid) Kater, Charmian - Pension (Account Based Pension 2) (KATCHA00024P)</u>								
23/11/2022	Bank Data Service	07/06/2023	rhondawilko@gmail.com	Bank Statement	CHEQUE WITHDRAWAL 000080 09		30,000.00	30,000.00
12/01/2023	Bank Data Service	07/06/2023	rhondawilko@gmail.com	Bank Statement	CHEQUE WITHDRAWAL 000082 09		3,800.00	33,800.00
							33,800.00	33,800.00
<u>Property Expenses - Agents Management Fees (41930)</u>								
<u>1 & 2/12 Lillydale Terrace, Dubbo NSW 2830 (PROP12Lilly)</u>								

Ameroo Super

General Ledger - Audit View

For The Period 01 July 2022 - 30 June 2023

Transaction Date	Transaction Source	Processed Date	Last Modified By	Transaction Type	Description	Units	Amount \$	Balance \$
28/07/2022	Bank Data Service	25/08/2022	rhondawilko@gmail.co	Bank Statement	Dubbo Real Estat RENT PAYMENT 50		149.85	149.85
29/07/2022	Bank Data Service	25/08/2022	rhondawilko@gmail.co	Bank Statement	REMITTER PPGDUBBO 50		153.34	303.19
29/08/2022	Bank Data Service	07/06/2023	rhondawilko@gmail.co	Bank Statement	Dubbo Real Estat RENT PAYMENT 50		101.20	404.39
31/08/2022	Bank Data Service	07/06/2023	rhondawilko@gmail.co	Bank Statement	REMITTER PPGDUBBO 50		158.84	563.23
28/09/2022	Bank Data Service	07/06/2023	rhondawilko@gmail.co	Bank Statement	Dubbo Real Estat RENT PAYMENT 50		124.85	688.08
30/09/2022	Bank Data Service	07/06/2023	rhondawilko@gmail.co	Bank Statement	REMITTER PPGDUBBO 50		158.84	846.92
28/10/2022	Bank Data Service	07/06/2023	rhondawilko@gmail.co	Bank Statement	Dubbo Real Estat RENT PAYMENT 50		101.20	948.12
31/10/2022	Bank Data Service	07/06/2023	rhondawilko@gmail.co	Bank Statement	REMITTER PPGDUBBO 50		280.28	1,228.40
28/11/2022	Bank Data Service	07/06/2023	rhondawilko@gmail.co	Bank Statement	Dubbo Real Estat RENT PAYMENT 50		101.20	1,329.60
22/12/2022	Bank Data Service	07/06/2023	rhondawilko@gmail.co	Bank Statement	Dubbo Real Estat RENT PAYMENT 50		101.20	1,430.80
28/12/2022	Bank Data Service	12/10/2023	rhondawilko@gmail.co	Bank Statement	REMITTER PPGDUBBO 50		243.76	1,674.56
27/01/2023	Bank Data Service	07/06/2023	rhondawilko@gmail.co	Bank Statement	Dubbo Real Estat RENT PAYMENT 50		124.85	1,799.41
31/01/2023	Bank Data Service	07/06/2023	rhondawilko@gmail.co	Bank Statement	REMITTER PPGDUBBO 50		243.32	2,042.73
28/02/2023	Bank Data Service	07/06/2023	rhondawilko@gmail.co	Bank Statement	REMITTER PPGDUBBO 50		130.56	2,173.29
28/02/2023	Bank Data Service	07/06/2023	rhondawilko@gmail.co	Bank Statement	Dubbo Real Estat RENT PAYMENT 50		255.00	2,428.29
28/03/2023	Bank Data Service	07/06/2023	rhondawilko@gmail.co	Bank Statement	Dubbo Real Estat RENT PAYMENT 50		110.00	2,538.29
31/03/2023	Bank Data Service	07/06/2023	rhondawilko@gmail.co	Bank Statement	REMITTER PPGDUBBO 50		169.40	2,707.69
28/04/2023	Bank Data Service	24/07/2023	rhondawilko@gmail.co	Bank Statement	REMITTER PPGDUBBO 50		209.00	2,916.69
28/04/2023	Bank Data Service	24/07/2023	rhondawilko@gmail.co	Bank Statement	Dubbo Real Estat RENT PAYMENT 50		135.85	3,052.54
29/05/2023	Bank Data Service	24/07/2023	rhondawilko@gmail.co	Bank Statement	Dubbo Real Estat RENT PAYMENT 50		110.00	3,162.54
31/05/2023	Bank Data Service	24/07/2023	rhondawilko@gmail.	Bank Statement	REMITTER PPGDUBBO 50		180.25	3,342.79

Ameroo Super

General Ledger - Audit View

For The Period 01 July 2022 - 30 June 2023

Transaction Date	Transaction Source	Processed Date	Last Modified By	Transaction Type	Description	Units	Amount \$	Balance \$
			com					
28/06/2023	Bank Data Service	24/07/2023	rhondawilko@gmail.co	Bank Statement	Dubbo Real Estat RENT PAYMENT 50		135.85	3,478.64
30/06/2023	Bank Data Service	24/07/2023	rhondawilko@gmail.co	Bank Statement	REMITTER PPGDUBBO 50		259.65	3,738.29
							3,738.29	3,738.29
<u>303/1 Marlin Parade, Cairns QLD 4870 (PropRent)</u>								
29/07/2022	Bank Data Service	25/08/2022	rhondawilko@gmail.co	Bank Statement	Gilcorp Pty Ltd LJ Hooker 50		174.60	174.60
31/08/2022	Bank Data Service	07/06/2023	rhondawilko@gmail.co	Bank Statement	Gilcorp Pty Ltd LJ Hooker 50		174.60	349.20
30/09/2022	Bank Data Service	07/06/2023	rhondawilko@gmail.co	Bank Statement	Gilcorp Pty Ltd LJ Hooker 50		174.60	523.80
31/10/2022	Bank Data Service	07/06/2023	rhondawilko@gmail.co	Bank Statement	Gilcorp Pty Ltd LJ Hooker 50		174.60	698.40
30/11/2022	Bank Data Service	07/06/2023	rhondawilko@gmail.co	Bank Statement	Gilcorp Pty Ltd LJ Hooker 50		256.40	954.80
03/01/2023	Bank Data Service	07/06/2023	rhondawilko@gmail.co	Bank Statement	Gilcorp Pty Ltd LJ Hooker 50		174.60	1,129.40
31/01/2023	Bank Data Service	07/06/2023	rhondawilko@gmail.co	Bank Statement	Gilcorp Pty Ltd LJ Hooker 50		174.60	1,304.00
28/02/2023	Bank Data Service	07/06/2023	rhondawilko@gmail.co	Bank Statement	Gilcorp Pty Ltd LJ Hooker 50		424.60	1,728.60
31/03/2023	Bank Data Service	07/06/2023	rhondawilko@gmail.co	Bank Statement	Gilcorp Pty Ltd LJ Hooker 50		174.60	1,903.20
01/05/2023	Bank Data Service	24/07/2023	rhondawilko@gmail.co	Bank Statement	Gilcorp Pty Ltd LJ Hooker 50		174.60	2,077.80
31/05/2023	Bank Data Service	24/07/2023	rhondawilko@gmail.co	Bank Statement	Gilcorp Pty Ltd LJ Hooker 50		256.40	2,334.20
30/06/2023	Bank Data Service	24/07/2023	rhondawilko@gmail.co	Bank Statement	Gilcorp Pty Ltd LJ Hooker 50		174.60	2,508.80
							2,508.80	2,508.80
Property Expenses - Council Rates (41960)								
<u>1 & 2/12 Lillydale Terrace, Dubbo NSW 2830 (PROP12Lilly)</u>								
31/08/2022	Bank Data Service	12/10/2023	rhondawilko@gmail.co	Bank Statement	Dubbo Regional C 01215129 13		884.08	884.08
30/11/2022	Bank Data Service	07/06/2023	rhondawilko@gmail.co	Bank Statement	Dubbo Regional C 01215129 13		881.00	1,765.08

Ameroo Super

General Ledger - Audit View

For The Period 01 July 2022 - 30 June 2023

Transaction Date	Transaction Source	Processed Date	Last Modified By	Transaction Type	Description	Units	Amount \$	Balance \$
28/02/2023	Bank Data Service	07/06/2023	rhondawilko@gmail.co	Bank Statement	Dubbo Regional C 01215129 13		881.00	2,646.08
31/05/2023	Bank Data Service	12/10/2023	rhondawilko@gmail.co	Bank Statement	Dubbo Regional C 01215129 13		881.00	3,527.08
							3,527.08	3,527.08
<u>303/1 Marlin Parade, Cairns QLD 4870 (PropRent)</u>								
19/08/2022	Bank Data Service	07/06/2023	rhondawilko@gmail.co	Bank Statement	CHEQUE WITHDRAWAL 000076 09		1,379.68	1,379.68
08/02/2023	Bank Data Service	07/06/2023	rhondawilko@gmail.co	Bank Statement	CHEQUE WITHDRAWAL 000083 09		1,379.68	2,759.36
							2,759.36	2,759.36
Property Expenses - Insurance Premium (41980)								
<u>1 & 2/12 Lillydale Terrace, Dubbo NSW 2830 (PROP12Lilly)</u>								
04/10/2022	Bank Data Service	07/06/2023	rhondawilko@gmail.co	Bank Statement	CHEQUE WITHDRAWAL 000078 09		1,717.52	1,717.52
							1,717.52	1,717.52
Property Expenses - Repairs Maintenance (42060)								
<u>1 & 2/12 Lillydale Terrace, Dubbo NSW 2830 (PROP12Lilly)</u>								
28/12/2022	Bank Data Service	12/10/2023	rhondawilko@gmail.co	Bank Statement	REMITTER PPGDUBBO 50		1,259.87	1,259.87
31/01/2023	Bank Data Service	07/06/2023	rhondawilko@gmail.co	Bank Statement	REMITTER PPGDUBBO 50		(1,120.00)	139.87
28/02/2023	Bank Data Service	07/06/2023	rhondawilko@gmail.co	Bank Statement	Dubbo Real Estat RENT PAYMENT 50		335.00	474.87
31/05/2023	Bank Data Service	24/07/2023	rhondawilko@gmail.co	Bank Statement	REMITTER PPGDUBBO 50		99.00	573.87
28/06/2023	Bank Data Service	24/07/2023	rhondawilko@gmail.co	Bank Statement	Dubbo Real Estat RENT PAYMENT 50		250.36	824.23
30/06/2023	Bank Data Service	24/07/2023	rhondawilko@gmail.co	Bank Statement	REMITTER PPGDUBBO 50		380.00	1,204.23
							1,204.23	1,204.23
<u>303/1 Marlin Parade, Cairns QLD 4870 (PropRent)</u>								
29/07/2022	Bank Data Service	25/08/2022	rhondawilko@gmail.co	Bank Statement	Gilcorp Pty Ltd LJ Hooker 50		119.00	119.00
30/09/2022	Bank Data Service	07/06/2023	rhondawilko@gmail.	Bank Statement	Gilcorp Pty Ltd LJ Hooker 50		198.00	317.00

Ameroo Super

General Ledger - Audit View

For The Period 01 July 2022 - 30 June 2023

Transaction Date	Transaction Source	Processed Date	Last Modified By	Transaction Type	Description	Units	Amount \$	Balance \$
			com				317.00	317.00
Property Expenses - Strata Levy Fees (42100)								
<u>303/1 Marlin Parade, Cairns QLD 4870 (PropRent)</u>								
02/09/2022	Bank Data Service	07/06/2023	rhondawilko@gmail.com	Bank Statement	CHEQUE WITHDRAWAL 000077 09		1,977.49	1,977.49
20/12/2022	Bank Data Service	07/06/2023	rhondawilko@gmail.com	Bank Statement	CHEQUE WITHDRAWAL 000081 09		1,977.49	3,954.98
24/03/2023	Bank Data Service	07/06/2023	rhondawilko@gmail.com	Bank Statement	CHEQUE WITHDRAWAL 000084 09		1,919.19	5,874.17
14/06/2023	Bank Data Service	24/07/2023	rhondawilko@gmail.com	Bank Statement	CHEQUE WITHDRAWAL 000085 09		1,919.19	7,793.36
							7,793.36	7,793.36
Property Expenses - Water Rates (42150)								
<u>1 & 2/12 Lillydale Terrace, Dubbo NSW 2830 (PROP12Lilly)</u>								
31/08/2022	Bank Data Service	12/10/2023	rhondawilko@gmail.com	Bank Statement	Dubbo Regional C 01215129 13		234.36	234.36
30/11/2022	Bank Data Service	07/06/2023	rhondawilko@gmail.com	Bank Statement	Dubbo Regional C 01215129 13		250.86	485.22
28/02/2023	Bank Data Service	07/06/2023	rhondawilko@gmail.com	Bank Statement	Dubbo Regional C 01215129 13		290.82	776.04
31/05/2023	Bank Data Service	12/10/2023	rhondawilko@gmail.com	Bank Statement	Dubbo Regional C 01215129 13		166.50	942.54
							942.54	942.54
Income Tax Expense (48500)								
<u>Income Tax Expense (48500)</u>								
30/06/2023	Rhonda Wilkinson	12/10/2023		System Journal	Create Entries - Franking Credits Adjustment - 30/06/2023		(25,916.38)	(25,916.38)
30/06/2023	Rhonda Wilkinson	12/10/2023		System Journal	Create Entries - PDIT Entry - 30/06/2023		(1,478.66)	(27,395.04)
30/06/2023	Rhonda Wilkinson	12/10/2023		System Journal	Create Entries - Income Tax Expense - 30/06/2023		10,848.75	(16,546.29)
							(16,546.29)	(16,546.29)
Profit/Loss Allocation Account (49000)								

Ameroo Super

General Ledger - Audit View

For The Period 01 July 2022 - 30 June 2023

Transaction Date	Transaction Source	Processed Date	Last Modified By	Transaction Type	Description	Units	Amount \$	Balance \$
<u>Profit/Loss Allocation Account (49000)</u>								
23/11/2022	SYSTEM	07/06/2023		System Journal	System Member Journals		(30,000.00)	(30,000.00)
12/01/2023	SYSTEM	07/06/2023		System Journal	System Member Journals		(3,800.00)	(33,800.00)
30/06/2023	Rhonda Wilkinson	12/10/2023		System Journal	Create Entries - Profit/Loss Allocation - 30/06/2023		118,778.74	84,978.74
30/06/2023	Rhonda Wilkinson	12/10/2023		System Journal	Create Entries - Profit/Loss Allocation - 30/06/2023		105,501.35	190,480.09
30/06/2023	Rhonda Wilkinson	12/10/2023		System Journal	Create Entries - Income Tax Expense Allocation - 30/06/2023		(9,370.09)	181,110.00
							181,110.00	181,110.00
Opening Balance (50010)								
<u>(Opening Balance) Kater, Charmian - Accumulation (KATCHA00016A)</u>								
01/07/2022	Opening Balance				Opening Balance			(1,459,028.32)
01/07/2022	81847	27/09/2022		System Journal	Close Period Journal		(39,976.46)	(1,499,004.78)
							(39,976.46)	(1,499,004.78)
<u>(Opening Balance) Kater, Charmian - Pension (Account Based Pension 2) (KATCHA00024P)</u>								
01/07/2022	Opening Balance				Opening Balance			(1,340,697.27)
01/07/2022	81847	27/09/2022		System Journal	Close Period Journal		(10,554.30)	(1,351,251.57)
							(10,554.30)	(1,351,251.57)
Share of Profit/(Loss) (53100)								
<u>(Share of Profit/(Loss)) Kater, Charmian - Accumulation (KATCHA00016A)</u>								
01/07/2022	Opening Balance				Opening Balance			(48,590.73)
01/07/2022	81847	27/09/2022		System Journal	Close Period Journal		48,590.73	0.00
30/06/2023	Rhonda Wilkinson	12/10/2023		System Journal	Create Entries - Profit/Loss Allocation - 30/06/2023		(118,778.74)	(118,778.74)
							(70,188.01)	(118,778.74)
<u>(Share of Profit/(Loss)) Kater, Charmian - Pension (Account Based Pension 2) (KATCHA00024P)</u>								
01/07/2022	Opening Balance				Opening Balance			(44,104.30)
01/07/2022	81847	27/09/2022		System Journal	Close Period Journal		44,104.30	0.00
30/06/2023	Rhonda Wilkinson	12/10/2023		System Journal	Create Entries - Profit/Loss Allocation - 30/06/2023		(105,501.35)	(105,501.35)

Ameroo Super

General Ledger - Audit View

For The Period 01 July 2022 - 30 June 2023

Transaction Date	Transaction Source	Processed Date	Last Modified By	Transaction Type	Description	Units	Amount \$	Balance \$
							(61,397.05)	(105,501.35)
Income Tax (53330)								
<u>(Income Tax) Kater, Charmian - Accumulation (KATCHA00016A)</u>								
01/07/2022	Opening Balance				Opening Balance			8,614.27
01/07/2022	81847	27/09/2022		System Journal	Close Period Journal		(8,614.27)	0.00
30/06/2023	Rhonda Wilkinson	12/10/2023		System Journal	Create Entries - Income Tax Expense Allocation - 30/06/2023		9,370.09	9,370.09
							755.82	9,370.09
Pensions Paid (54160)								
<u>(Pensions Paid) Kater, Charmian - Pension (Account Based Pension 2) (KATCHA00024P)</u>								
01/07/2022	Opening Balance				Opening Balance			33,550.00
01/07/2022	81847	27/09/2022		System Journal	Close Period Journal		(33,550.00)	0.00
23/11/2022	SYSTEM	07/06/2023		System Journal	System Member Journals		30,000.00	30,000.00
12/01/2023	SYSTEM	07/06/2023		System Journal	System Member Journals		3,800.00	33,800.00
							250.00	33,800.00
Bank Accounts (60400)								
<u>Macq CMA 6641 (MacqCMA963646641)</u>								
01/07/2022	Opening Balance				Opening Balance			21,283.56
01/07/2022	Bank Data Service	26/08/2022	rhondawilko@gmail.com	Bank Statement	CHEQUE WITHDRAWAL 000074 09		(232.00)	21,051.56
01/07/2022	Bank Data Service	16/08/2023	rhondawilko@gmail.com	Bank Statement	CSR LTD DIVIDEND RCA22/00834153 DVND 56 [System Matched Income Data]		4,086.00	25,137.56
01/07/2022	Bank Data Service	16/08/2023	rhondawilko@gmail.com	Bank Statement	ANZ DIVIDEND A073/00691347 DVND 56		1,800.00	26,937.56
01/07/2022	Bank Data Service	25/08/2022	rhondawilko@gmail.com	Bank Statement	REMITTER PPGDUBBO 50		2,427.06	29,364.62
05/07/2022	Bank Data Service	16/08/2023	rhondawilko@gmail.com	Bank Statement	NAB INTERIM DIV DV231/01111522 DVND 56 [System Matched Income Data]		4,090.92	33,455.54
08/07/2022	Bank Data Service	16/08/2023	rhondawilko@gmail.com	Bank Statement	ORICA DIV 001278218227 DVND 56 [System Matched Income Data]		182.00	33,637.54
28/07/2022	Bank Data Service	25/08/2022	rhondawilko@gmail.com	Bank Statement	Dubbo Real Estat RENT PAYMENT 50		2,000.15	35,637.69
29/07/2022	Bank Data Service	30/07/2022		Bank Statement	MACQUARIE CMA INTEREST PAID INTR 73		10.33	35,648.02

Ameroo Super

General Ledger - Audit View

For The Period 01 July 2022 - 30 June 2023

Transaction Date	Transaction Source	Processed Date	Last Modified By	Transaction Type	Description	Units	Amount \$	Balance \$
29/07/2022	Bank Data Service	25/08/2022	rhondawilko@gmail.com	Bank Statement	REMITTER PPGDUBBO 50		1,526.66	37,174.68
29/07/2022	Bank Data Service	25/08/2022	rhondawilko@gmail.com	Bank Statement	Gilcorp Pty Ltd LJ Hooker 50		1,706.40	38,881.08
05/08/2022	Bank Data Service	15/08/2023	rhondawilko@gmail.com	Bank Statement	CHEQUE WITHDRAWAL 000075 09		(3,156.30)	35,724.78
19/08/2022	Bank Data Service	07/06/2023	rhondawilko@gmail.com	Bank Statement	CHEQUE WITHDRAWAL 000076 09		(1,379.68)	34,345.10
22/08/2022	Bank Data Service	15/08/2023	rhondawilko@gmail.com	Bank Statement	TPP TRUST A/C 77077017 50		581.39	34,926.49
29/08/2022	Bank Data Service	07/06/2023	rhondawilko@gmail.com	Bank Statement	Dubbo Real Estat RENT PAYMENT 50		1,618.80	36,545.29
31/08/2022	Bank Data Service	01/09/2022		Bank Statement	MACQUARIE CMA INTEREST PAID INTR 73		24.10	36,569.39
31/08/2022	Bank Data Service	07/06/2023	rhondawilko@gmail.com	Bank Statement	REMITTER PPGDUBBO 50		1,521.16	38,090.55
31/08/2022	Bank Data Service	12/10/2023	rhondawilko@gmail.com	Bank Statement	Dubbo Regional C 01215129 13		(1,118.44)	36,972.11
31/08/2022	Bank Data Service	07/06/2023	rhondawilko@gmail.com	Bank Statement	Gilcorp Pty Ltd LJ Hooker 50		1,825.40	38,797.51
02/09/2022	Bank Data Service	07/06/2023	rhondawilko@gmail.com	Bank Statement	CHEQUE WITHDRAWAL 000077 09		(1,977.49)	36,820.02
21/09/2022	Bank Data Service	16/08/2023	rhondawilko@gmail.com	Bank Statement	IAG DIVIDEND PYT FIN22/01219190 DVND 56 [System Matched Income Data]		290.00	37,110.02
21/09/2022	Bank Data Service	16/08/2023	rhondawilko@gmail.com	Bank Statement	HEALIUS DIV SEP22/00809482 DVND 56		360.00	37,470.02
21/09/2022	Bank Data Service	16/08/2023	rhondawilko@gmail.com	Bank Statement	TLS FNL DIV 001282124901 DVND 56 [System Matched Income Data]		1,861.50	39,331.52
21/09/2022	Bank Data Service	16/08/2023	rhondawilko@gmail.com	Bank Statement	SUN FINAL DIV 001280488124 DVND 56 [System Matched Income Data]		676.94	40,008.46
23/09/2022	Bank Data Service	16/08/2023	rhondawilko@gmail.com	Bank Statement	BHP GROUP DIV AF386/00457903 DVND 56 [System Matched Income Data]		4,822.98	44,831.44
23/09/2022	Bank Data Service	16/08/2023	rhondawilko@gmail.com	Bank Statement	TAH FNL DIV 001282685779 DVND 56 [System Matched Income Data]		1,056.57	45,888.01
27/09/2022	Bank Data Service	16/08/2023	rhondawilko@gmail.com	Bank Statement	WOW FNL DIV 001283477400 DVND 56 [System Matched Income Data]		645.01	46,533.02
27/09/2022	Bank Data Service	16/08/2023	rhondawilko@gmail.com	Bank Statement	AGL PAYMENT AUF22/00888693 DVND 56 [System Matched Income Data]		214.00	46,747.02
28/09/2022	Bank Data Service	16/08/2023	rhondawilko@gmail.com	Bank Statement	COLES GROUP LTD FIN22/01136249 DVND 56		900.00	47,647.02
28/09/2022	Bank Data Service	16/08/2023	rhondawilko@gmail.com	Bank Statement	ASX FNL DIV 001284447047 DVND 56 [System Matched Income Data]		1,572.00	49,219.02

Ameroo Super

General Ledger - Audit View

For The Period 01 July 2022 - 30 June 2023

Transaction Date	Transaction Source	Processed Date	Last Modified By	Transaction Type	Description	Units	Amount \$	Balance \$
28/09/2022	Bank Data Service	07/06/2023	rhondawilko@gmail.com	Bank Statement	Dubbo Real Estat RENT PAYMENT 50		2,025.15	51,244.17
29/09/2022	Bank Data Service	16/08/2023	rhondawilko@gmail.com	Bank Statement	IFL DIVIDEND S00096946716 DVND 56		3,540.00	54,784.17
30/09/2022	Bank Data Service	01/10/2022		Bank Statement	MACQUARIE CMA INTEREST PAID INTR 73		36.84	54,821.01
30/09/2022	Bank Data Service	07/06/2023	rhondawilko@gmail.com	Bank Statement	ATO ATO001000017562876 50		17,763.93	72,584.94
30/09/2022	Bank Data Service	07/06/2023	rhondawilko@gmail.com	Bank Statement	REMITTER PPGDUBBO 50		1,521.16	74,106.10
30/09/2022	Bank Data Service	07/06/2023	rhondawilko@gmail.com	Bank Statement	Gilcorp Pty Ltd LJ Hooker 50		1,627.40	75,733.50
04/10/2022	Bank Data Service	07/06/2023	rhondawilko@gmail.com	Bank Statement	CHEQUE WITHDRAWAL 000078 09		(1,717.52)	74,015.98
05/10/2022	Bank Data Service	16/08/2023	rhondawilko@gmail.com	Bank Statement	ADBRI LIMITED AUI22/00813210 DVND 56 [System Matched Income Data]		535.00	74,550.98
06/10/2022	Bank Data Service	16/08/2023	rhondawilko@gmail.com	Bank Statement	IVC ITM DIV 001283726262 DVND 56 [System Matched Income Data]		527.85	75,078.83
06/10/2022	Bank Data Service	16/08/2023	rhondawilko@gmail.com	Bank Statement	WOODSIDE INT22/00932844 DVND 56		959.72	76,038.55
07/10/2022	Bank Data Service	07/06/2023	rhondawilko@gmail.com	Bank Statement	CHEQUE WITHDRAWAL 000079 09		(3,267.00)	72,771.55
13/10/2022	Bank Data Service	16/08/2023	rhondawilko@gmail.com	Bank Statement	Brambles Limited S00096946716 DVND 56		293.25	73,064.80
28/10/2022	Bank Data Service	07/06/2023	rhondawilko@gmail.com	Bank Statement	Dubbo Real Estat RENT PAYMENT 50		1,618.80	74,683.60
31/10/2022	Bank Data Service	01/11/2022		Bank Statement	MACQUARIE CMA INTEREST PAID INTR 73		87.36	74,770.96
31/10/2022	Bank Data Service	07/06/2023	rhondawilko@gmail.com	Bank Statement	REMITTER PPGDUBBO 50		2,779.72	77,550.68
31/10/2022	Bank Data Service	07/06/2023	rhondawilko@gmail.com	Bank Statement	Gilcorp Pty Ltd LJ Hooker 50		1,825.40	79,376.08
11/11/2022	Bank Data Service	09/10/2023	rhondawilko@gmail.com	Bank Statement	CLW DST 001285401733 DVND 56		350.00	79,726.08
23/11/2022	Bank Data Service	07/06/2023	rhondawilko@gmail.com	Bank Statement	CHEQUE WITHDRAWAL 000080 09		(30,000.00)	49,726.08
28/11/2022	Bank Data Service	07/06/2023	rhondawilko@gmail.com	Bank Statement	Dubbo Real Estat RENT PAYMENT 50		1,618.80	51,344.88
30/11/2022	Bank Data Service	01/12/2022		Bank Statement	MACQUARIE CMA INTEREST PAID INTR 73		95.10	51,439.98
30/11/2022	Bank Data Service	07/06/2023	rhondawilko@gmail.com	Bank Statement	Dubbo Regional C 01215129 13		(1,131.86)	50,308.12
30/11/2022	Bank Data Service	07/06/2023	rhondawilko@gmail.com	Bank Statement	Gilcorp Pty Ltd LJ Hooker 50		2,743.60	53,051.72

Ameroo Super

General Ledger - Audit View

For The Period 01 July 2022 - 30 June 2023

Transaction Date	Transaction Source	Processed Date	Last Modified By	Transaction Type	Description	Units	Amount \$	Balance \$
			com					
09/12/2022	Bank Data Service	16/08/2023	rhondawilko@gmail.com	Bank Statement	CSR LTD DIVIDEND 22RCA/00835557 DVND 56 [System Matched Income Data]		3,745.50	56,797.22
14/12/2022	Bank Data Service	16/08/2023	rhondawilko@gmail.com	Bank Statement	NAB FINAL DIV DV232/00605860 DVND 56 [System Matched Income Data]		4,371.12	61,168.34
15/12/2022	Bank Data Service	16/08/2023	rhondawilko@gmail.com	Bank Statement	ANZ DIVIDEND A074/00689407 DVND 56		1,973.58	63,141.92
16/12/2022	Bank Data Service	16/08/2023	rhondawilko@gmail.com	Bank Statement	ELDERS LIMITED S00096946716 DVND 56 [System Matched Income Data]		643.72	63,785.64
20/12/2022	Bank Data Service	07/06/2023	rhondawilko@gmail.com	Bank Statement	CHEQUE WITHDRAWAL 000081 09		(1,977.49)	61,808.15
20/12/2022	Bank Data Service	16/08/2023	rhondawilko@gmail.com	Bank Statement	WBC DIVIDEND 001286434254 DVND 56 [System Matched Income Data]		4,096.00	65,904.15
22/12/2022	Bank Data Service	16/08/2023	rhondawilko@gmail.com	Bank Statement	ORI FNL DIV 001286713431 DVND 56 [System Matched Income Data]		308.00	66,212.15
22/12/2022	Bank Data Service	07/06/2023	rhondawilko@gmail.com	Bank Statement	Dubbo Real Estat RENT PAYMENT 50		1,618.80	67,830.95
28/12/2022	Bank Data Service	12/10/2023	rhondawilko@gmail.com	Bank Statement	REMITTER PPGDUBBO 50		1,016.37	68,847.32
30/12/2022	Bank Data Service	31/12/2022		Bank Statement	MACQUARIE CMA INTEREST PAID INTR 73		94.73	68,942.05
03/01/2023	Bank Data Service	07/06/2023	rhondawilko@gmail.com	Bank Statement	Gilcorp Pty Ltd LJ Hooker 50		1,825.40	70,767.45
12/01/2023	Bank Data Service	07/06/2023	rhondawilko@gmail.com	Bank Statement	CHEQUE WITHDRAWAL 000082 09		(3,800.00)	66,967.45
27/01/2023	Bank Data Service	07/06/2023	rhondawilko@gmail.com	Bank Statement	Dubbo Real Estat RENT PAYMENT 50		2,025.15	68,992.60
31/01/2023	Bank Data Service	01/02/2023		Bank Statement	MACQUARIE CMA INTEREST PAID INTR 73		120.50	69,113.10
31/01/2023	Bank Data Service	07/06/2023	rhondawilko@gmail.com	Bank Statement	REMITTER PPGDUBBO 50		3,516.68	72,629.78
31/01/2023	Bank Data Service	07/06/2023	rhondawilko@gmail.com	Bank Statement	Gilcorp Pty Ltd LJ Hooker 50		1,825.40	74,455.18
08/02/2023	Bank Data Service	07/06/2023	rhondawilko@gmail.com	Bank Statement	CHEQUE WITHDRAWAL 000083 09		(1,379.68)	73,075.50
14/02/2023	Bank Data Service	09/10/2023	rhondawilko@gmail.com	Bank Statement	CLW DST 001289351195 DVND 56		350.00	73,425.50
28/02/2023	Bank Data Service	01/03/2023		Bank Statement	MACQUARIE CMA INTEREST PAID INTR 73		114.46	73,539.96
28/02/2023	Bank Data Service	07/06/2023	rhondawilko@gmail.com	Bank Statement	REMITTER PPGDUBBO 50		1,228.01	74,767.97
28/02/2023	Bank Data Service	07/06/2023	rhondawilko@gmail.com	Bank Statement	Dubbo Regional C 01215129 13		(1,171.82)	73,596.15

Ameroo Super

General Ledger - Audit View

For The Period 01 July 2022 - 30 June 2023

Transaction Date	Transaction Source	Processed Date	Last Modified By	Transaction Type	Description	Units	Amount \$	Balance \$
28/02/2023	Bank Data Service	07/06/2023	rhondawilko@gmail.com	Bank Statement	Dubbo Real Estat RENT PAYMENT 50		1,790.00	75,386.15
28/02/2023	Bank Data Service	07/06/2023	rhondawilko@gmail.com	Bank Statement	Gilcorp Pty Ltd LJ Hooker 50		1,575.40	76,961.55
21/03/2023	Bank Data Service	16/08/2023	rhondawilko@gmail.com	Bank Statement	TAH DIV 001291745714 DVND 56 [System Matched Income Data]		211.31	77,172.86
23/03/2023	Bank Data Service	16/08/2023	rhondawilko@gmail.com	Bank Statement	IAG DIVIDEND PYT INT23/01385640 DVND 56 [System Matched Income Data]		348.00	77,520.86
23/03/2023	Bank Data Service	16/08/2023	rhondawilko@gmail.com	Bank Statement	TLC DIV 001293610930 DVND 56		1,080.00	78,600.86
24/03/2023	Bank Data Service	07/06/2023	rhondawilko@gmail.com	Bank Statement	CHEQUE WITHDRAWAL 000084 09		(1,919.19)	76,681.67
24/03/2023	Bank Data Service	16/08/2023	rhondawilko@gmail.com	Bank Statement	AGL PAYMENT AUJ23/00866520 DVND 56 [System Matched Income Data]		171.20	76,852.87
28/03/2023	Bank Data Service	07/06/2023	rhondawilko@gmail.com	Bank Statement	Dubbo Real Estat RENT PAYMENT 50		1,770.00	78,622.87
29/03/2023	Bank Data Service	16/08/2023	rhondawilko@gmail.com	Bank Statement	ASX ITM DIV 001294708379 DVND 56 [System Matched Income Data]		1,522.22	80,145.09
30/03/2023	Bank Data Service	16/08/2023	rhondawilko@gmail.com	Bank Statement	COLES GROUP LTD INT23/01129032 DVND 56		1,080.00	81,225.09
30/03/2023	Bank Data Service	16/08/2023	rhondawilko@gmail.com	Bank Statement	BHP GROUP DIV AI387/00448254 DVND 56 [System Matched Income Data]		2,577.27	83,802.36
31/03/2023	Bank Data Service	01/04/2023		Bank Statement	MACQUARIE CMA INTEREST PAID INTR 73		142.14	83,944.50
31/03/2023	Bank Data Service	16/08/2023	rhondawilko@gmail.com	Bank Statement	TLS ITM DIV 001293095071 DVND 56 [System Matched Income Data]		1,861.50	85,806.00
31/03/2023	Bank Data Service	16/08/2023	rhondawilko@gmail.com	Bank Statement	SUN INTERIM DIV 001289889003 DVND 56 [System Matched Income Data]		1,314.06	87,120.06
31/03/2023	Bank Data Service	07/06/2023	rhondawilko@gmail.com	Bank Statement	REMITTER PPGDUBBO 50		1,630.60	88,750.66
31/03/2023	Bank Data Service	07/06/2023	rhondawilko@gmail.com	Bank Statement	Gilcorp Pty Ltd LJ Hooker 50		1,825.40	90,576.06
03/04/2023	Bank Data Service	16/08/2023	rhondawilko@gmail.com	Bank Statement	IFL DIVIDEND S00096946716 DVND 56		3,150.00	93,726.06
05/04/2023	Bank Data Service	16/08/2023	rhondawilko@gmail.com	Bank Statement	WOODSIDE FIN22/00952079 DVND 56		1,292.64	95,018.70
06/04/2023	Bank Data Service	16/08/2023	rhondawilko@gmail.com	Bank Statement	IVC DIV 001294988914 DVND 56 [System Matched Income Data]		430.10	95,448.80
13/04/2023	Bank Data Service	16/08/2023	rhondawilko@gmail.com	Bank Statement	WOW DIV 001294328759 DVND 56 [System Matched Income Data]		559.82	96,008.62
13/04/2023	Bank Data Service	16/08/2023	rhondawilko@gmail.com	Bank Statement	Brambles Limited S00096946716 DVND 56		300.39	96,309.01

Ameroo Super

General Ledger - Audit View

For The Period 01 July 2022 - 30 June 2023

Transaction Date	Transaction Source	Processed Date	Last Modified By	Transaction Type	Description	Units	Amount \$	Balance \$
28/04/2023	Bank Data Service	29/04/2023		Bank Statement	MACQUARIE CMA INTEREST PAID INTR 73		165.04	96,474.05
28/04/2023	Bank Data Service	24/07/2023	rhondawilko@gmail.com	Bank Statement	REMITTER PPGDUBBO 50		2,041.00	98,515.05
28/04/2023	Bank Data Service	24/07/2023	rhondawilko@gmail.com	Bank Statement	Dubbo Real Estat RENT PAYMENT 50		2,214.15	100,729.20
01/05/2023	Bank Data Service	24/07/2023	rhondawilko@gmail.com	Bank Statement	Gilcorp Pty Ltd LJ Hooker 50		1,825.40	102,554.60
15/05/2023	Bank Data Service	09/10/2023	rhondawilko@gmail.com	Bank Statement	CLW DST 001295703823 DVND 56		350.00	102,904.60
29/05/2023	Bank Data Service	24/07/2023	rhondawilko@gmail.com	Bank Statement	Dubbo Real Estat RENT PAYMENT 50		1,770.00	104,674.60
31/05/2023	Bank Data Service	01/06/2023		Bank Statement	MACQUARIE CMA INTEREST PAID INTR 73		218.49	104,893.09
31/05/2023	Bank Data Service	24/07/2023	rhondawilko@gmail.com	Bank Statement	REMITTER PPGDUBBO 50		1,456.46	106,349.55
31/05/2023	Bank Data Service	12/10/2023	rhondawilko@gmail.com	Bank Statement	Dubbo Regional C 01215129 13		(1,047.50)	105,302.05
31/05/2023	Bank Data Service	24/07/2023	rhondawilko@gmail.com	Bank Statement	Gilcorp Pty Ltd LJ Hooker 50		2,743.60	108,045.65
14/06/2023	Bank Data Service	24/07/2023	rhondawilko@gmail.com	Bank Statement	CHEQUE WITHDRAWAL 000085 09		(1,919.19)	106,126.46
21/06/2023	Bank Data Service	24/07/2023	rhondawilko@gmail.com	Bank Statement	ASIC 20/21 payment TD		(235.00)	105,891.46
22/06/2023	Bank Data Service	16/08/2023	rhondawilko@gmail.com	Bank Statement	ELDERS LIMITED S00096946716 DVND 56 [System Matched Income Data]		528.77	106,420.23
27/06/2023	Bank Data Service	16/08/2023	rhondawilko@gmail.com	Bank Statement	WBC DIVIDEND 001296337370 DVND 56 [System Matched Income Data]		4,480.00	110,900.23
28/06/2023	Bank Data Service	24/07/2023	rhondawilko@gmail.com	Bank Statement	Dubbo Real Estat RENT PAYMENT 50		1,963.79	112,864.02
30/06/2023	Bank Data Service	01/07/2023		Bank Statement	MACQUARIE CMA INTEREST PAID INTR 73		227.84	113,091.86
30/06/2023	Bank Data Service	24/07/2023	rhondawilko@gmail.com	Bank Statement	Gilcorp Pty Ltd LJ Hooker 50		1,825.40	114,917.26
30/06/2023	Bank Data Service	24/07/2023	rhondawilko@gmail.com	Bank Statement	REMITTER PPGDUBBO 50		1,674.64	116,591.90
							95,308.34	116,591.90
Distributions Receivable (61800)								
<u>Charter Hall Long Wale Reit (CLW.AX1)</u>								
30/06/2023	rhondawilko@gmail.com	09/10/2023	rhondawilko@gmail.com	General Journal	Distribution paid 14.8.23		350.00	350.00

Ameroo Super

General Ledger - Audit View

For The Period 01 July 2022 - 30 June 2023

Transaction Date	Transaction Source	Processed Date	Last Modified By	Transaction Type	Description	Units	Amount \$	Balance \$
							350.00	350.00
Sundry Debtors (68000)								
<u>Sundry Debtors (68000)</u>								
01/07/2022	Opening Balance				Opening Balance			2,427.06
01/07/2022	Bank Data Service	25/08/2022	rhondawilko@gmail.com	Bank Statement	REMITTER PPGDUBBO 50		(2,427.06)	0.00
							(2,427.06)	0.00
Real Estate Properties (Australian - Residential) (77200)								
<u>1 & 2/12 Lillydale Terrace, Dubbo NSW 2830 (PROP12Lilly)</u>								
01/07/2022	Opening Balance				Opening Balance	1.00		960,000.00
30/06/2023	Rhonda Wilkinson	09/10/2023		System Journal	Revaluation - 30/06/2023 @ \$990,000.000000 (Net Asset Value) - 1.000000 Units on hand		30,000.00	990,000.00
						1.00	30,000.00	990,000.00
<u>303/1 Marlin Parade, Cairns QLD 4870 (PropRent)</u>								
01/07/2022	Opening Balance				Opening Balance	1.00		635,000.00
30/06/2023	Rhonda Wilkinson	09/10/2023		System Journal	Revaluation - 30/06/2023 @ \$625,000.000000 (Net Asset Value) - 1.000000 Units on hand		(10,000.00)	625,000.00
						1.00	(10,000.00)	625,000.00
Shares in Listed Companies (Australian) (77600)								
<u>Adbri Limited (ABC.AX)</u>								
01/07/2022	Opening Balance				Opening Balance	10,700.00		25,894.00
30/06/2023	Rhonda Wilkinson	09/10/2023		System Journal	Revaluation - 30/06/2023 @ \$2.390000 (System Price) - 10,700.000000 Units on hand		(321.00)	25,573.00
						10,700.00	(321.00)	25,573.00
<u>Agl Energy Limited (AGK.AX)</u>								
01/07/2022	Opening Balance				Opening Balance	2,140.00		17,655.00
30/06/2023	Rhonda Wilkinson	09/10/2023		System Journal	Revaluation - 30/06/2023 @ \$10.810000 (System Price) - 2,140.000000 Units on hand		5,478.40	23,133.40

Ameroo Super

General Ledger - Audit View

For The Period 01 July 2022 - 30 June 2023

Transaction Date	Transaction Source	Processed Date	Last Modified By	Transaction Type	Description	Units	Amount \$	Balance \$
						2,140.00	5,478.40	23,133.40
<u>AMP Limited (AMP.AX)</u>								
01/07/2022	Opening Balance				Opening Balance	6,250.00		5,968.75
22/08/2022	Bank Data Service	15/08/2023	rhondawilko@gmail.com	Bank Statement	TPP TRUST A/C 77077017 50	(6,250.00)	(10,000.00)	(4,031.25)
22/08/2022	SYSTEM	15/08/2023		System Journal	Unrealised Gain writeback as at 22/08/2022		4,031.25	0.00
						0.00	(5,968.75)	0.00
<u>ANZ Group Holdings Limited (ANZ.AX)</u>								
01/07/2022	Opening Balance				Opening Balance	2,500.00		55,075.00
05/08/2022	Bank Data Service	15/08/2023	rhondawilko@gmail.com	Bank Statement	CHEQUE WITHDRAWAL 000075 09	167.00	3,156.30	58,231.30
30/06/2023	Rhonda Wilkinson	09/10/2023		System Journal	Revaluation - 30/06/2023 @ \$23.710000 (System Price) - 2,667.000000 Units on hand		5,003.27	63,234.57
						2,667.00	8,159.57	63,234.57
<u>ASX Limited (ASX.AX)</u>								
01/07/2022	Opening Balance				Opening Balance	1,310.00		107,040.10
30/06/2023	Rhonda Wilkinson	09/10/2023		System Journal	Revaluation - 30/06/2023 @ \$63.000000 (System Price) - 1,310.000000 Units on hand		(24,510.10)	82,530.00
						1,310.00	(24,510.10)	82,530.00
<u>BHP Group Limited (BHP.AX)</u>								
01/07/2022	Opening Balance				Opening Balance	1,890.00		77,962.50
30/06/2023	Rhonda Wilkinson	09/10/2023		System Journal	Revaluation - 30/06/2023 @ \$44.990000 (System Price) - 1,890.000000 Units on hand		7,068.60	85,031.10
						1,890.00	7,068.60	85,031.10
<u>Brambles Limited (BXB.AX)</u>								
22/08/2022	Bank Data Service	15/08/2023	rhondawilko@gmail.com	Bank Statement	TPP TRUST A/C 77077017 50	1,700.00	21,964.99	21,964.99
30/06/2023	Rhonda Wilkinson	09/10/2023		System Journal	Revaluation - 30/06/2023 @ \$14.410000 (System Price) - 1,700.000000 Units on hand		2,532.01	24,497.00
						1,700.00	24,497.00	24,497.00

Ameroo Super

General Ledger - Audit View

For The Period 01 July 2022 - 30 June 2023

Transaction Date	Transaction Source	Processed Date	Last Modified By	Transaction Type	Description	Units	Amount \$	Balance \$
<u>Coles Group Limited. (COL.AX)</u>								
01/07/2022	Opening Balance				Opening Balance	3,870.00		68,924.70
22/08/2022	Bank Data Service	15/08/2023	rhondawilko@gmail.com	Bank Statement	TPP TRUST A/C 77077017 50	(870.00)	(11,265.53)	57,659.17
22/08/2022	SYSTEM	15/08/2023		System Journal	Unrealised Gain writeback as at 22/08/2022		(4,229.17)	53,430.00
30/06/2023	Rhonda Wilkinson	09/10/2023		System Journal	Revaluation - 30/06/2023 @ \$18.420000 (System Price) - 3,000.000000 Units on hand		1,830.00	55,260.00
						3,000.00	(13,664.70)	55,260.00
<u>CSR Limited (CSR.AX)</u>								
01/07/2022	Opening Balance				Opening Balance	22,700.00		92,162.00
30/06/2023	Rhonda Wilkinson	09/10/2023		System Journal	Revaluation - 30/06/2023 @ \$5.190000 (System Price) - 22,700.000000 Units on hand		25,651.00	117,813.00
						22,700.00	25,651.00	117,813.00
<u>Elders Limited (ELD.AX)</u>								
01/07/2022	Opening Balance				Opening Balance	2,299.00		28,944.41
30/06/2023	Rhonda Wilkinson	09/10/2023		System Journal	Revaluation - 30/06/2023 @ \$6.580000 (System Price) - 2,299.000000 Units on hand		(13,816.99)	15,127.42
						2,299.00	(13,816.99)	15,127.42
<u>G8 Education Limited (GEM.AX)</u>								
01/07/2022	Opening Balance				Opening Balance	11,370.00		11,995.35
22/08/2022	Bank Data Service	15/08/2023	rhondawilko@gmail.com	Bank Statement	TPP TRUST A/C 77077017 50	(11,370.00)	(40,002.85)	(28,007.50)
22/08/2022	SYSTEM	15/08/2023		System Journal	Unrealised Gain writeback as at 22/08/2022		28,007.50	0.00
						0.00	(11,995.35)	0.00
<u>Healius Limited (HLS.AX)</u>								
22/08/2022	Bank Data Service	15/08/2023	rhondawilko@gmail.com	Bank Statement	TPP TRUST A/C 77077017 50	6,000.00	23,172.12	23,172.12
30/06/2023	Rhonda Wilkinson	09/10/2023		System Journal	Revaluation - 30/06/2023 @ \$3.180000 (System Price) - 6,000.000000 Units on hand		(4,092.12)	19,080.00
						6,000.00	19,080.00	19,080.00

Ameroo Super

General Ledger - Audit View

For The Period 01 July 2022 - 30 June 2023

Transaction Date	Transaction Source	Processed Date	Last Modified By	Transaction Type	Description	Units	Amount \$	Balance \$
<u>Insurance Australia Group Limited (IAG.AX)</u>								
01/07/2022	Opening Balance				Opening Balance	5,800.00		25,288.00
30/06/2023	Rhonda Wilkinson	09/10/2023		System Journal	Revaluation - 30/06/2023 @ \$5.700000 (System Price) - 5,800.000000 Units on hand		7,772.00	33,060.00
						5,800.00	7,772.00	33,060.00
<u>Insignia Financial Ltd (IFL.AX)</u>								
01/07/2022	Opening Balance				Opening Balance	37,000.00		99,530.00
22/08/2022	Bank Data Service	15/08/2023	rhondawilko@gmail.com	Bank Statement	TPP TRUST A/C 77077017 50	(7,000.00)	(62,311.33)	37,218.67
22/08/2022	SYSTEM	15/08/2023		System Journal	Unrealised Gain writeback as at 22/08/2022		16,683.37	53,902.04
30/06/2023	Rhonda Wilkinson	09/10/2023		System Journal	Revaluation - 30/06/2023 @ \$2.820000 (System Price) - 30,000.000000 Units on hand		30,697.96	84,600.00
						30,000.00	(14,930.00)	84,600.00
<u>Invocare Limited (IVC.AX)</u>								
01/07/2022	Opening Balance				Opening Balance	3,910.00		40,898.60
30/06/2023	Rhonda Wilkinson	09/10/2023		System Journal	Revaluation - 30/06/2023 @ \$12.590000 (System Price) - 3,910.000000 Units on hand		8,328.30	49,226.90
						3,910.00	8,328.30	49,226.90
<u>National Australia Bank Limited (NAB.AX)</u>								
01/07/2022	Opening Balance				Opening Balance	5,604.00		153,493.56
30/06/2023	Rhonda Wilkinson	09/10/2023		System Journal	Revaluation - 30/06/2023 @ \$26.370000 (System Price) - 5,604.000000 Units on hand		(5,716.08)	147,777.48
						5,604.00	(5,716.08)	147,777.48
<u>Orica Limited (ORI.AX)</u>								
01/07/2022	Opening Balance				Opening Balance	1,400.00		22,078.00
30/06/2023	Rhonda Wilkinson	09/10/2023		System Journal	Revaluation - 30/06/2023 @ \$14.830000 (System Price) - 1,400.000000 Units on hand		(1,316.00)	20,762.00
						1,400.00	(1,316.00)	20,762.00

Ameroo Super

General Ledger - Audit View

For The Period 01 July 2022 - 30 June 2023

Transaction Date	Transaction Source	Processed Date	Last Modified By	Transaction Type	Description	Units	Amount \$	Balance \$
<u>Suncorp Group Limited (SUN.AX)</u>								
01/07/2022	Opening Balance				Opening Balance	3,982.00		43,722.36
30/06/2023	Rhonda Wilkinson	09/10/2023		System Journal	Revaluation - 30/06/2023 @ \$13.490000 (System Price) - 3,982.000000 Units on hand		9,994.82	53,717.18
						3,982.00	9,994.82	53,717.18
<u>Tabcorp Holdings Limited (TAH.AX)</u>								
01/07/2022	Opening Balance				Opening Balance	16,255.00		17,311.58
30/06/2023	Rhonda Wilkinson	09/10/2023		System Journal	Revaluation - 30/06/2023 @ \$1.110000 (System Price) - 16,255.000000 Units on hand		731.47	18,043.05
						16,255.00	731.47	18,043.05
<u>The Lottery Corporation Limited (TLC.AX)</u>								
01/07/2022	Opening Balance				Opening Balance	16,255.00		73,472.60
22/08/2022	Bank Data Service	15/08/2023	rhondawilko@gmail.com	Bank Statement	TPP TRUST A/C 77077017 50	(4,255.00)	(16,556.92)	56,915.68
22/08/2022	SYSTEM	15/08/2023		System Journal	Unrealised Gain writeback as at 22/08/2022		(4,858.89)	52,056.79
30/06/2023	Rhonda Wilkinson	09/10/2023		System Journal	Revaluation - 30/06/2023 @ \$5.130000 (System Price) - 12,000.000000 Units on hand		9,503.21	61,560.00
						12,000.00	(11,912.60)	61,560.00
<u>Telstra Group Limited (TLS.AX)</u>								
01/07/2022	Opening Balance				Opening Balance	21,900.00		84,315.00
30/06/2023	Rhonda Wilkinson	09/10/2023		System Journal	Revaluation - 30/06/2023 @ \$4.300000 (System Price) - 21,900.000000 Units on hand		9,855.00	94,170.00
						21,900.00	9,855.00	94,170.00
<u>Westpac Banking Corporation (WBC.AX)</u>								
01/07/2022	Opening Balance				Opening Balance	6,400.00		124,800.00
30/06/2023	Rhonda Wilkinson	09/10/2023		System Journal	Revaluation - 30/06/2023 @ \$21.340000 (System Price) - 6,400.000000 Units on hand		11,776.00	136,576.00
						6,400.00	11,776.00	136,576.00

Ameroo Super

General Ledger - Audit View

For The Period 01 July 2022 - 30 June 2023

Transaction Date	Transaction Source	Processed Date	Last Modified By	Transaction Type	Description	Units	Amount \$	Balance \$
<u>Woodside Energy Group Ltd (WDS.AX)</u>								
01/07/2022	Opening Balance				Opening Balance	341.00		10,857.44
22/08/2022	Bank Data Service	15/08/2023	rhondawilko@gmail.com	Bank Statement	TPP TRUST A/C 77077017 50	259.00	8,449.80	19,307.24
30/06/2023	Rhonda Wilkinson	09/10/2023		System Journal	Revaluation - 30/06/2023 @ \$34.440000 (System Price) - 600.000000 Units on hand		1,356.76	20,664.00
						600.00	9,806.56	20,664.00
<u>Woolworths Group Limited (WOW.AX)</u>								
01/07/2022	Opening Balance				Opening Balance	1,217.00		43,325.20
30/06/2023	Rhonda Wilkinson	09/10/2023		System Journal	Revaluation - 30/06/2023 @ \$39.730000 (System Price) - 1,217.000000 Units on hand		5,026.21	48,351.41
						1,217.00	5,026.21	48,351.41
<u>Stapled Securities (78000)</u>								
<u>Charter Hall Long Wale Reit (CLW.AX1)</u>								
22/08/2022	Bank Data Service	15/08/2023	rhondawilko@gmail.com	Bank Statement	TPP TRUST A/C 77077017 50	5,000.00	22,393.15	22,393.15
30/06/2023	Rhonda Wilkinson	09/10/2023		System Journal	Revaluation - 30/06/2023 @ \$4.010000 (System Price) - 5,000.000000 Units on hand		(2,343.15)	20,050.00
						5,000.00	20,050.00	20,050.00
<u>Income Tax Payable/Refundable (85000)</u>								
<u>Income Tax Payable/Refundable (85000)</u>								
01/07/2022	Opening Balance				Opening Balance			18,022.93
30/09/2022	Bank Data Service	07/06/2023	rhondawilko@gmail.com	Bank Statement	ATO ATO001000017562876 50		(18,022.93)	0.00
30/06/2023	Rhonda Wilkinson	12/10/2023		System Journal	Create Entries - Franking Credits Adjustment - 30/06/2023		25,916.38	25,916.38
30/06/2023	Rhonda Wilkinson	12/10/2023		System Journal	Create Entries - Income Tax Expense - 30/06/2023		(10,848.75)	15,067.63
							(2,955.30)	15,067.63
<u>Sundry Creditors (88000)</u>								
<u>Sundry Creditors (88000)</u>								

General Ledger - Audit View

For The Period 01 July 2022 - 30 June 2023

Transaction Date	Transaction Source	Processed Date	Last Modified By	Transaction Type	Description	Units	Amount \$	Balance \$
01/07/2022	Opening Balance				Opening Balance			(232.00)
01/07/2022	Bank Data Service	26/08/2022	rhondawilko@gmail.com	Bank Statement	CHEQUE WITHDRAWAL 000074 09		232.00	0.00
							232.00	0.00
Deferred Tax Liability/Asset (89000)								
<u>Deferred Tax Liability/Asset (89000)</u>								
01/07/2022	Opening Balance				Opening Balance			(16,959.35)
30/06/2023	Rhonda Wilkinson	12/10/2023		System Journal	Create Entries - PDIT Entry - 30/06/2023		1,478.66	(15,480.69)
							1,478.66	(15,480.69)

B - Permanent Documents

2023 Financial Year

Preparer Rhonda Wilkinson

Reviewer John Curley

Status Completed

Supporting Documents

- Fund Summary Report Report
- AMEROO SUPER PTY LTD - Company Profile.pdf

Standard Checklist

- Attach latest copy of ASIC annual company statement (if corporate trustee)
- Ensure latest copies of ATO Trustee Declarations and ATO confirmation that the fund is a regulated fund is attached
- Ensure latest copies of trustee consents, member consents and registers are attached
- Ensure latest copy of trust deed (including amendments) are attached
- Use [Australian Business Register](#) to ensure details are correct
- Use [Super Fund Lookup](#) to check the eligibility to receive rollovers and contributions

Ameroo Super Fund Summary Report

As at 30 June 2023

Fund Details

Date Formed: 02/09/2015

Tax File Number: Provided

ABN: 90902501641

Period: 01/07/2022 - 30/06/2023

Fund Type: SMSF

GST Registered: No

Postal Address:

5/113 Darling St

Dubbo, New South Wales 2830

Physical Address:

21 Englewood Avenue

Dubbo, New South Wales 2830

Members

Number of Members: 1

Name	Age	Member Accounts	Pension Accounts	Tax File Number	Beneficiary Details
Kater, Charmian	75	2	1	Provided	Not Provided

Fund Relationships

Relationship Type	Contact
Accountant	Curley, John
Auditor	Boys, Anthony William
Auditor	Nitschke, Kym
Fund Contact	Kater, Charmian
Tax Agent	Peacocke Accountants Pty Ltd
Trustee	Ameroo Super Pty Ltd Kater, Charmian

Company Details

ACN 164 030 540	Company Type Proprietary - Superannuation Trustee Company (PSTC) Limited By Shares	SMSF Trustee YES	Company Class SHARES	Reference Number
Date of incorporation 30/05/2013	Home Unit Co NO	State of Registration New South Wales	Non Profit Co NO	Family Group

Company Addresses

Registered Office '5' 113-115 DARLING STREET, DUBBO, NSW 2830	Business Address 21 ENGLEWOOD AVENUE, DUBBO, NSW 2830
---	---

Officers

Charmian Dianne Kater (Director and Secretary)		
Address 21 ENGLEWOOD AVENUE, DUBBO, NSW 2830		
Date of Birth 30/07/1947	Place of Birth TRANGIE, NSW	Appointment Date DIR - 30/05/2013, SEC - 30/05/2013

Issued Capital

Share Class	Share Code	Number of Shares Issued	Paid Up Value	Unpaid Value
ORD	ORDINARY SHARES	1	\$1.00	\$0.00

Members

Member	Beneficial Owner	Number Of Shares
Charmian Dianne Kater 21 ENGLEWOOD AVENUE, DUBBO, NSW 2830	B/O	1 ORD

C - Other Documents

2023 Financial Year

Preparer Rhonda Wilkinson

Reviewer John Curley

Status N/A - Not Applicable

Supporting Documents

No supporting documents

Standard Checklist

- Attach copy of any SOAs issued during the Financial Year
- Attach copy of Investment Strategy
- Attach signed Engagement Letter
- Attach signed Trustee Representation Letter
- Attach Trustee Minutes prepared during the year

D - Pension Documentation

2023 Financial Year

Preparer Rhonda Wilkinson

Reviewer John Curley

Status N/A - Not Applicable

Supporting Documents

- Pension Summary Report Report
- Transfer Balance Account Summary Report

Standard Checklist

- Attach Actuarial Certificate
- Attach documentation supporting any pensions commenced during the financial year
- Attach documentation supporting any pensions commuted during the financial year
- Ensure correct Transfer Balance Account Reports have been lodged with the ATO

Ameroo Super

Pension Summary

As at 30 June 2023

Member Name : Kater, Charmian

Member Age : 74* (Date of Birth : Provided)

Member Code	Pension Type	Pension Start Date	Tax Free	Min / PF	Minimum	Maximum	Gross Pension Payments	PAYG	Net Pension Payment	Amount to reach Minimum
KATCHA 00024P	Account Based Pension	01/07/2016	91.44%	2.50%	\$33,780.00*	N/A	\$33,800.00	\$0.00	\$33,800.00	NIL

*COVID-19 50% reduction has been applied to the minimum pension amount.

					\$33,780.00	\$0.00	\$33,800.00	\$0.00	\$33,800.00	\$0.00
--	--	--	--	--	--------------------	---------------	--------------------	---------------	--------------------	---------------

Total :

					\$33,780.00	\$0.00	\$33,800.00	\$0.00	\$33,800.00	\$0.00
--	--	--	--	--	--------------------	---------------	--------------------	---------------	--------------------	---------------

*Age as at 01/07/2022 or pension start date for new pensions.

Ameroo Super

Transfer Balance Account Summary

For The Period 01 July 2022 - 30 June 2023

Member	Pension Type	Date	Lodgment Date	Transaction Type	Event Type	Debit	Credit	Balance	Cap Limit	Remaining Cap
Charmian Kater	Below Cap									
		01/07/2022		Opening Balance				1,470,481.00	1,609,000.00	138,519.00

E - Estate Planning

2023 Financial Year

Preparer Rhonda Wilkinson

Reviewer John Curley

Status N/A - Not Applicable

Supporting Documents

No supporting documents

Standard Checklist

- Attach Death Benefit Nominations (if applicable)
- Attach Life Insurance Policies (if applicable)
- Attach Reversionary Pension documentation (if applicable)
- Attach SMSF Will (if applicable)
- Review current Estate planning to ensure it matches wishes of members